DUBLIN CITY COUNCIL
FINANCE COMMITTEE OF THE WHOLE MEETING
FIVE-YEAR CAPITAL IMPROVEMENTS PROGRAM (2019-2023)
Monday, August 20, 2018 – 6:30 p.m.
Council Chambers

Agenda

Call to Order

Roll Call

Recap/follow-up from first CIP workshop

CIP Presentation (cont.)

- Technology – Tab 11
- Transportation – Bicycles and Pedestrians – Tab 12
- Transportation – Bridges and Culverts – Tab 13
- Transportation – Streets and Parking – Tab 14
- Water System – Tab 15

Council Questions/Discussion

Adjourn

Attached: TIF and Debt Analysis Worksheets

Next CIP workshop:

Wednesday, August 29, 6:30 p.m.

City of Dublin

Office of the City Manager
5200 Emerald Parkway • Dublin, OH 43017-1090
Phone: 614-410-4400 • Fax: 614-410-4490

Memo

To: Members of Dublin City Council

From: Dana L. McDaniel, City Manager

Date: August 9, 2018

Initiated By: Angel L. Mumma, Director of Finance
Melody Kennedy, Budget Manager

Re: Ordinance No. 47-18 - Adopting the 2019 - 2023 Five-Year Capital Improvements Program (CIP)

Summary

The Administration's proposed Five-Year Capital Improvements Program (CIP) for 2019 - 2023 has been prepared and is submitted to City Council for review.

The proposed CIP will be reviewed with City Council during workshops scheduled for August 15th, and August 20th beginning at 6:30 p.m. in Council Chambers. August 29th has been reserved for a third CIP workshop, if needed.

The final CIP document will be prepared after the workshop meeting and will be submitted to City Council prior to the public hearing of Ordinance No. 47-18, scheduled for Monday, September 10, 2018.

The information in the electronic document provides spreadsheets identifying the proposed projects by category, proposed year for funding and estimated project costs. Project descriptions have been prepared and follow each spreadsheet with additional information.

A recap of the overview information that will be discussed during the workshops has also been provided in the front of the CIP document. This includes information on the City's CIP process, financial guidelines and the administrative processes used in preparing the proposed CIP, a recap of the proposed projects, a recap of the funding sources and information on the revenue sources to fund the projects.

Recommendation

The proposed Five-Year Capital Improvements Program for 2019 – 2023 is to be reviewed by City Council during workshops scheduled during the month of August. Any modifications made as a result of the workshops will be incorporated into the CIP document prior to the second reading/public hearing. Staff recommends approval of Ordinance No. 47-18 at the second reading/public hearing on September 10, 2018.

RECORD OF ORDINANCES

Dayton Legal Blank, Inc. Form No. 30043

Ordinance No. 47-18 *Passed* _____, *20*____

AN ORDINANCE ADOPTING THE 2019-2023
FIVE-YEAR CAPITAL IMPROVEMENTS PROGRAM

WHEREAS, Section 8.03(a) of the Revised Charter requires the City Manager to prepare and submit to City Council a five-year capital plan in accordance with the annual budget calendar as authorized by City Council; and

WHEREAS, City Council has received and reviewed the Five-Year Capital Improvements Program (CIP) for the years 2019-2023; and

WHEREAS, the CIP represents a long-term financial plan, which establishes priorities, identifies project costs and phasing, identifies funding sources, and serves as a planning document for capital improvements; and

WHEREAS, the Administration has incorporated in the attached CIP all modifications as requested by City Council as a result of the CIP budget workshops.

NOW, THEREFORE, BE IT ORDAINED by the Council of the City of Dublin, State of Ohio, _____ elected members concurring, that:

Section 1. The 2019-2023 Five-Year Capital Improvements Program attached as an Exhibit be, and hereby is, approved.

Section 2. This Ordinance shall take effect and be in force on the earliest date permitted by law.

Passed this _____ day of _____, 2018

_____
Mayor - Presiding Officer

ATTEST:

_____
Clerk of Council

City of Dublin
OHIO, USA

2019 - 2023 Proposed Capital Improvements Program

1	Overview
2	Proposed Funded Projects
3	Resources
4	Administration
5	Facilities
6	Fleet
7	Parks
8	Police
9	Sanitary Sewer
10	Stormwater
11	Technology
12	Transportation – Bicycles & Pedestrian
13	Transportation – Bridges & Culverts
14	Transportation – Streets & Parking
15	Water System

2019-2023

FIVE-YEAR CAPITAL IMPROVEMENTS PROGRAM

ANNUAL BUDGET PROCESS

The City of Dublin has implemented an annual schedule for the preparation and adoption of the Five-Year Capital Improvements Program (CIP) and the Annual Operating Budget, which includes the annual CIP budget.

The following timeframes are key elements in the annual budget calendar:

Target Timeframe	Element
First Quarter	City Council goal setting session(s)
End of Second Quarter	Adoption of goals by City Council
End of July	Completion of the Administration's proposed Five-Year CIP
August	City Council review of proposed CIP
End of October	Completion of the Administration's proposed Annual Operating Budget
November	City Council review of proposed Annual Operating Budget
By December 31	Adoption of Annual Operating Budget and related Appropriations Ordinance by City Council

The five-Year CIP and the Annual Operating Budget are two critical documents prepared annually. The relationship between these two documents is summarized by the following points:

Five-Year CIP

- Represents a long-term financial plan, including funding sources.
- Establishes priorities and serves as a planning document or blueprint for the City's investment in capital infrastructure.
- Provides a breakdown of major project costs and phasing.
- Does not appropriate money. The Operating Budget is the document which authorizes the actual funding authority for the capital projects.

Operating Budget – Annual CIP Budget

- Appropriates money to implement the first year of the Five-Year CIP.
- Appropriates money to implement a "phase of a major, multi-year project."
- Appropriates money for capital maintenance expenditures, including those of a continuing nature (i.e. fleet and equipment replacement, computers, etc.)

1-Overview

City of Dublin

2019 - 2023 Capital Improvements Program

Overview

General Information

- The five-year Capital Improvements Program (CIP) is completed in accordance with the annual budget calendar.
- The five-year program is updated annually.
- The operating budget will appropriate funding to implement the first year of the five-year program.
- Once City Council has reviewed the proposed CIP, the program will be modified and the final document will be prepared.
- The final CIP document contains:
  - A recap of the CIP process;
  - Financial guidelines;
  - Revenue projections for income tax, water and sewer fees;
  - Information on the City's outstanding debt and a projected long-term debt schedule; and
  - A schedule and description of the funded projects, including estimated costs and fund year.

Administrative Processes in Preparing the Proposed CIP

- Project forms, including projects in the current program, were distributed to department/division heads in early April requesting new projects and to update information on current projects.
- 2018 projections were updated for the General Fund and the Capital Improvements Tax Fund to determine year-end resources that will be available for carry forward.

  Based on current projections and allowances for reserves, we are estimating there will be approximately $3.5 million in the Capital Improvements Tax Fund to carry forward from 2017 for capital projects in the future. Additionally, Staff has proposed transfers and advances of $9,936,000 from the General Fund to help fund capital projects. Based on this level of transfer, no additional funds have been proposed to

City of Dublin

2019 - 2023 Capital Improvements Program

be transferred to the Capital Improvement Fund at year-end based pursuant to the City's General Fund Balance Policy. The level of transfer is expected to be in excess of the amount that would have been transferred if the General Fund Balance Policy were followed.

- Income tax projections are reviewed and updated for the five-year period.

  In the 2018 Operating Budget, staff projected $86,000,000 in revenue from the local income tax, with 75% or $64,500,000 programmed in the General Fund, and 25% or $21,500,000 programmed in the Capital Improvements Tax Fund. This estimate was based on a 1.7% decrease over the 2017 actual income tax revenue and took into account a workforce reduction at The Wendy's Company as well the completion of Nationwide Insurance moving their remaining Dublin-based employees outside the City by the 4th quarter of 2018. Through July 31, 2018, income tax receipts had declined 1.0%. While actual receipts reflect a slight .74% increase over the budgeted amount, Staff feel it is most appropriate to maintain our current year projection at $86,000,000.

  The income tax revenue projection for each year between 2019 and 2023 is based on a level of no growth each year. While we anticipate some level of growth based on new economic development agreements that have been executed along with recent business announcements, our conservative approach to projecting income tax revenue generally acknowledges new income once it has materialized.

  Income tax revenues are monitored closely and will be revised, if necessary, during the operating budget process.

- Debt schedules were updated.

  - Debt capacity for future years was evaluated.

  - It is anticipated that the City will debt finance: The Dublin Community North Pool project, Riverside Crossing Park, the Hyland-Croy Corridor Roadway Improvements and the River Forest Storm and Roadway Improvements. Additionally, it is anticipated that improvements to the sewer system, including extensions of sewer lines to unserved areas will also be funded by the issuance of long-term debt.

- CIP worksheets were prepared based on project forms that were submitted, reviewed and discussed with Directors and staff. The project requests were then compared to the estimated resources for the five-year period.

City of Dublin

2019 - 2023 Capital Improvements Program

- After discussions with Departmental Directors and staff, the City Manager and Director of Finance reviewed projects and priorities and prepared a proposed five-year CIP.

- In developing the five-year CIP, the following elements are taken into consideration:

  - City Council goals;
  - Community surveys;
  - Economic development opportunities;
  - Grant funding opportunities;
  - Commitments made by the City of Dublin;
  - Maintenance and rehabilitation of existing City facilities and infrastructure;
  - Technology improvements;
  - Enhancements within the community.

Financial Guidelines

- There are several key guidelines used in determining the City's fiscal capacity to complete capital projects over the next five years.

  - The five-year plan is updated annually.

  - 25% of the City's 2% income tax revenue shall be used for capital improvements. This allocation is in accordance with Ordinance No. 17-87.

  - Of the 25% in total income tax revenues which are utilized for capital improvements, 60% of that amount will be allocated to fund long-term debt and 40% to fund projects and capital expenses on a cash basis. The reasons for this allocation are:

    - Funding projects with long-term debt obligations reduces the use of funds for the next 20 years in most instances. The more long-term debt which is incurred now significantly reduces the options available to future City Councils to fund needed projects.

    - It is not economical to issue debt for some projects.

    - The estimated life of some projects does not meet the criteria for issuing long-term debt.

  - Income tax revenue projections will be conservative.

City of Dublin

2019 - 2023 Capital Improvements Program

- To the degree that the income tax revenue rate of growth exceeds projections in any given year, the excess revenue will be utilized to fund projects on a cash basis the following year.

- Utilize, where appropriate, economic development incentives such as tax increment financing to fund needed infrastructure.

- The availability of adequate financial reserves or fund balances that can be used to address unforeseen contingencies or take advantage of opportunities is a critical element in evaluating financial strength.

- The maximum amount of debt to be issued will be 10% less than the estimated maximum amount of debt that can be supported by the income tax revenue allocated as available for annual debt service obligations.

2-Proposed Funded Projects

City of Dublin
2019 - 2023 Capital Improvements Program
Recap of Recommended Projects, Available Resources

	2019	2020	2021	2022	2023	Total 2019 - 2023
Section 4 - ADMINISTRATION						
Annual Allocation for Land Acquisition	$ 500,000	$ 500,000	$ 500,000	$ 500,000	$ 500,000	$ 2,500,000
Annual Allocation for Parkland Acquisition	$ 650,000	$ 650,000	$ 650,000	$ 650,000	$ 650,000	$ 3,250,000
Annual Allocation for Contingencies	$ 250,000	$ 250,000	$ 250,000	$ 250,000	$ 250,000	$ 1,250,000
Annual Allocation for Sewer Extensions	$ 200,000	$ 200,000	$ 200,000	$ 200,000	$ 200,000	$ 1,000,000
Annual Allocation for Mobility	$ 250,000	$ 250,000	$ 250,000	$ 250,000	$ 250,000	$ 1,250,000
Less: Parkland Acquisition Fund (Annual Allocation for Parkland Acquisi	$ (650,000)	$ (650,000)	$ (650,000)	$ (650,000)	$ (650,000)	$ (3,250,000)
	$ 1,200,000	$ 1,200,000	$ 1,200,000	$ 1,200,000	$ 1,200,000	$ 6,000,000
ADMINISTRATION: TOTAL PROJECTS	$ 1,850,000	$ 1,850,000	$ 1,850,000	$ 1,850,000	$ 1,850,000	$ 9,250,000

City of Dublin
2019 - 2023 Capital Improvements Program
Recap of Recommended Projects, Available Resources

	2019	2020	2021	2022	2023	Total 2019 - 2023
Section 5 - FACILITIES						
MAINTENANCE						
City Hall/Annex	$ 62,000	$ 35,000	$ -	$ -	$ -	$ 97,000
Fleet Maintenance Building	$ 45,000	$ -	$ 300,000		$ 900,000	$ 1,245,000
CNG Facility	$ 43,000	$ 27,100	$ 54,780	$ 54,780	$ 46,100	$ 225,760
Justice Center	$ 125,000	$ 355,000	$ -	$ 315,000	$ 315,000	$ 1,110,000
Parks	$ 120,000	$ 35,500	$ 11,025	$ 11,575	$ 12,155	$ 190,255
DCRC	$ 160,000	$ 560,000	$ 55,000	$ 55,000	$ -	$ 830,000
Small In-House Renovations	$ 25,000	$ 25,000	$ 25,000	$ 25,000	$ 25,000	$ 125,000
HVAC & Pump Replacements	$ 25,000	$ 25,000	$ 25,000	$ 25,000	$ 25,000	$ 125,000
Carpet/Flooring Replacements	$ 45,000	$ 45,000	$ 45,000	$ 45,000	$ 45,000	$ 225,000
Painting/Patching Walls (as needed)	$ 30,000	$ 30,000	$ 30,000	$ 10,000	$ 10,000	$ 110,000
Adjustments	$ -	$ 2,400	$ (805)	$ 3,645	$ 1,745	$ 6,985
	$ 680,000	$ 1,140,000	$ 545,000	$ 545,000	$ 1,380,000	$ 4,290,000
RENOVATIONS / IMPROVEMENTS						
City Hall FF&E (Dublin campus)	$ 750,000	$ -	$ -	$ -	$ -	$ 750,000
Council Chambers (Dublin campus)	$ 300,000	$ 3,000,000	$ -	$ -	$ -	$ 3,300,000
Less: Sale of Asset (5800 Building)	$ -	$ (2,500,000)	$ -	$ -	$ -	$ (2,500,000)
	$ 1,050,000	$ 500,000	$ -	$ -	$ -	$ 1,550,000
FACILITIES: TOTAL PROJECTS	$ 1,730,000	$ 4,140,000	$ 545,000	$ 545,000	$ 1,380,000	$ 8,340,000

City of Dublin
2019 - 2023 Capital Improvements Program
Recap of Recommended Projects, Available Resources

	2019	2020	2021	2022	2023	Total 2019 - 2023
Section 6 - FLEET						
MAINTENANCE						
Vehicle Replacement	$ 1,300,000	$ 820,000	$ 1,065,000	$ 990,000	$ 1,010,000	$ 5,185,000
Equipment Replacement	$ 265,000	$ 285,000	$ 425,000	$ 260,000	$ 135,000	$ 1,370,000
Less: Grant Revenue for Snow Plows (purchased in 2019)	$ -	$ (100,000)	$ -	$ -	$ -	$ (100,000)
Less: Hotel/Motel Tax Fund (Equipment Replacement)	$ -	$ -		$ -	$ (25,000)	$ (25,000)
	$ 1,565,000	$ 1,005,000	$ 1,490,000	$ 1,250,000	$ 1,120,000	$ 6,430,000
NEW (ADDITIONS TO THE FLEET)						
Vehicles	$ 115,000	$ 75,000	$ -	$ -	$ -	$ 190,000
Equipment	$ -	$ 40,000	$ -	$ -	$ -	$ 40,000
	$ 115,000	$ 115,000	$ -	$ -	$ -	$ 230,000
FLEET: TOTAL PROJECTS	$ 1,680,000	$ 1,220,000	$ 1,490,000	$ 1,250,000	$ 1,145,000	$ 6,785,000

City of Dublin
2019 - 2023 Capital Improvements Program
Recap of Recommended Projects, Available Resources

	2019	2020	2021	2022	2023	Total 2019 - 2023
Section 7 - PARKS						
MAINTENANCE						
Park Maintenance	$ 800,000	$ 800,000	$ 800,000	$ 800,000	$ 800,000	$ 4,000,000
Public Art Maintenance	$ 15,000	$ 15,000	$ 15,000	$ 15,000	$ 15,000	$ 75,000
Less: Hotel/Motel Tax Fund (Public Art Maintenance)	$ (15,000)	$ (15,000)	$ (15,000)	$ (15,000)	$ (15,000)	$ (75,000)
	$ 800,000	$ 800,000	$ 800,000	$ 800,000	$ 800,000	$ 4,000,000
RENOVATIONS/IMPROVEMENTS						
Allocation for Bike Rack Installation	$ 25,000	$ 25,000	$ 25,000	$ 25,000	$ 25,000	$ 125,000
DAC Site Renovations	$ 35,000	$ -	$ 400,000	$ -	$ -	$ 435,000
IGS Park	$ 30,000	$ 150,000	$ -	$ -	$ -	$ 180,000
Coffman Park Expansion	$ 350,000	$ 225,000	$ -	$ -	$ -	$ 575,000
Riverside Crossing Park	$ 10,625,000	$ 4,200,000	$ 2,900,000	$ -	$ -	$ 17,725,000
Golf Club of Dublin House Interior	$ 20,000	$ -	$ -	$ -	$ -	$ 20,000
Dublin Community Pool North	$ 1,150,000	$ 6,000,000	$ -	$ -	$ -	$ 7,150,000
Dublin Community Pool South	$ 190,000	$ 150,000	$ -	$ -	$ -	$ 340,000
John Shields Parkway Greenway	$ 225,000	$ -	$ -	$ -	$ -	$ 225,000
West Bridge Street/161 - Streetscape	$ 250,000	$ 600,000	$ -	$ -	$ -	$ 850,000
Emerald Parkway - Streetscape	$ 80,000	$ 250,000	$ -	$ -	$ -	$ 330,000
Less: Debt (Dublin Community Pool North)	$ (1,150,000)	$ (6,000,000)	$ -	$ -	$ -	$ (7,150,000)
Less: Debt (Riverside Drive Park)	$ (10,625,000)	$ (4,200,000)	$ (2,900,000)	$ -	$ -	$ (17,725,000)
Less: Vrable TIF (JSP Greenway)	$ (225,000)	$ -	$ -	$ -	$ -	$ (225,000)
Less: Hotel/Motel Tax Fund (DAC Site Renovations)	$ (35,000)	$ -	$ (400,000)	$ -	$ -	$ (435,000)
Less: Thomas/Kohler TIF (IGS Park)	$ (30,000)	$ (150,000)	$ -	$ -	$ -	$ (180,000)
	$ 915,000	$ 1,250,000	$ 25,000	$ 25,000	$ 25,000	$ 2,240,000
PARKS: TOTAL PROJECTS	$ 13,795,000	$ 12,415,000	$ 4,140,000	$ 840,000	$ 840,000	$ 32,030,000

City of Dublin
2019 - 2023 Capital Improvements Program
Recap of Recommended Projects, Available Resources

	2019	2020	2021	2022	2023	Total 2019 - 2023
Section 8 - POLICE						
MAINTENANCE						
Replacement Lasers	$ 10,000	$ -	$ -	$ -	$ -	$ 10,000
Replacement Radars	$ 10,000	$ -	$ -	$ -	$ -	$ 10,000
Delaware Tactical Unit (DTU) Equipment	$ -	$ -	$ 20,000	$ -	$ -	$ 20,000
Walkie Upgrades	$ 150,000	$ 150,000	$ -	$ -	$ -	$ 300,000
Replacement Bicycles	$ 20,000	$ -	$ -	$ -	$ -	$ 20,000
Replacement/Upgrade Tasers	$ 175,000	$ -	$ -	$ -	$ -	$ 175,000
Replacement Datamasters	$ 25,000	$ -	$ -	$ -	$ -	$ 25,000
Replacement Ballistic Shields	$ -	$ -	$ -	$ -	$ 35,000	$ 35,000
Replacement Speed Trailers	$ -	$ -	$ -	$ -	$ 25,000	$ 25,000
	$ 390,000	$ 150,000	$ 20,000	$ -	$ 60,000	$ 620,000
NEW ENHANCEMENTS/EQUIPMENT						
Automatic License Plate Readers	$ 120,000	$ -	$ -	$ -	$ -	$ 120,000
Consoles for Radio Room	$ -	$ 270,000	$ -	$ -	$ -	$ 270,000
EOC Room Enhancements	$ 25,000	$ -	$ -	$ -	$ -	$ 25,000
Unmanned Aerial Vehicle (UAV)	$ 20,000	$ -	$ -	$ -	$ -	$ 20,000
Body Cameras & Mobile Video Systems	$ 340,000	$ -	$ -	$ -	$ -	$ 340,000
Drug Disposal Incinerator	$ -	$ -	$ 45,000	$ -	$ -	$ 45,000
	$ 505,000	$ 270,000	$ 45,000	$ -	$ -	$ 820,000
POLICE: TOTAL PROJECTS	$ 895,000	$ 420,000	$ 65,000	$ -	$ 60,000	$ 1,440,000

City of Dublin
2019 - 2023 Capital Improvements Program
Recap of Recommended Projects, Available Resources

	2019	2020	2021	2022	2023	Total 2019 - 2023
Section 9 - SANITARY SEWER						
MAINTENANCE						
Sewer Lining & Repair	$ -	$ 1,500,000	$ -	$ 1,500,000	$ -	$ 3,000,000
Annual Sanitary Sewer Maintenance Program	$ 225,000	$ 250,000	$ 250,000	$ 250,000	$ 250,000	$ 1,225,000
Manhole Rehabs	$ 300,000	$ -	$ 300,000	$ -	$ 300,000	$ 900,000
Less: Debt		$ (1,500,000)		$ (1,500,000)	$ -	$ (3,000,000)
Less: Sewer Fund	$ (525,000)	$ (250,000)	$ (550,000)	$ (250,000)	$ (550,000)	$ (2,125,000)
	$ -	$ -	$ -	$ -	$ -	$ -
NEW ENHANCEMENTS / INFRASTRUCTURE						$ -
Sewer Extensions - Areas 4A, 10C & 10D	$ 655,000	$ -	$ -	$ -	$ -	$ 655,000
Sewer Extensions - Areas 3A, 3B, 3C, 15 & 8A	$ 805,000	$ -	$ 3,055,000	$ -	$ -	$ 3,860,000
Sewer Extensions - Areas 2A, 2B, & 2C	$ -	$ 540,000	$ -	$ 2,075,000	$ -	$ 2,615,000
Sewer Extensions - Areas 8B & 8C	$ -	$ -	$ 125,000	$ -	$ 365,000	$ 490,000
Sewer Extensions - Area 10A	$ -	$ -	$ -	$ -	$ 220,000	$ 220,000
Sewer Extensions - Area 9 & 10B	$ -	$ -	$ -	$ 225,000	$ -	$ 225,000
Deer Run Sewer Upsizing - Group #1	$ 80,000	$ 2,920,000	$ -	$ -	$ -	$ 3,000,000
Deer Run Sewer Upsizing - Group #2	$ 225,000	$ 55,000	$ 1,500,000	$ -	$ -	$ 1,780,000
Deer Run Sewer Upsizing - Dumfries Court	$ 1,610,000	$ -	$ -	$ -	$ -	$ 1,610,000
Less: Debt	$ (3,070,000)	$ (2,920,000)	$ (4,555,000)	$ (2,075,000)	$ (365,000)	$ (12,985,000)
Less: Sewer Fund	$ (305,000)	$ (595,000)	$ (125,000)	$ (225,000)	$ (220,000)	$ (1,470,000)
	$ -	$ -	$ -	$ -	$ -	$ -
SANITARY SEWER: TOTAL PROJECTS	$ 3,900,000	$ 5,265,000	$ 5,230,000	$ 4,050,000	$ 1,135,000	$ 19,580,000

City of Dublin
2019 - 2023 Capital Improvements Program
Recap of Recommended Projects, Available Resources

	2019	2020	2021	2022	2023	Total 2019 - 2023
Section 10 - STORMWATER						
MAINTENANCE						
Annual Stormwater Maintenance	$ 575,000	$ 575,000	$ 575,000	$ 575,000	$ 575,000	$ 2,875,000
Annual Ditch Maintenance	$ 100,000	$ -	$ 100,000	$ -	$ 100,000	$ 300,000
	$ 675,000	$ 575,000	$ 675,000	$ 575,000	$ 675,000	$ 3,175,000
NEW ENHANCEMENTS / INFRASTRUCTURE						
Rings Farm Stream Relocation	$ 660,000	$ -	$ -	$ -	$ -	$ 660,000
Less: Developer Contribution	$ (132,000)	$ -	$ -	$ -	$ -	$ (132,000)
Allocation for Various Stormwater Improvements	$ 250,000	$ 250,000	$ 250,000	$ 250,000	$ 250,000	$ 1,250,000
	$ 778,000	$ 250,000	$ 250,000	$ 250,000	$ 250,000	$ 1,778,000
STORMWATER: TOTAL PROJECTS	$ 1,585,000	$ 825,000	$ 925,000	$ 825,000	$ 925,000	$ 5,085,000

City of Dublin
2019 - 2023 Capital Improvements Program
Recap of Recommended Projects, Available Resources

	2019	2020	2021	2022	2023	Total 2019 - 2023
Section 11 - TECHNOLOGY						
Computer Hardware and Software	$ 900,000	$ 900,000	$ 900,000	$ 900,000	$ 900,000	$ 4,500,000
Smart Cities	$ 200,000	$ 200,000	$ 200,000	$ 200,000	$ 200,000	$ 1,000,000
Fiber Optic Enhancements	$ 120,000	$ 120,000	$ 120,000	$ 120,000	$ 120,000	$ 600,000
Connected Vehicles Systems Infrastructure (COG)	$ 50,000	$ 50,000	$ 50,000	$ 50,000	$ 50,000	$ 250,000
US33 COG Infrastructure	$ 50,000	$ 50,000	$ 50,000	$ 50,000	$ 50,000	$ 250,000
Less: Hotel/Motel Tax Fund (Computer Hardware and Software)	$ (15,000)	$ -	$ (5,000)	$ (10,000)	$ (10,000)	$ (40,000)
Less: Sewer Fund (Computer Hardware and Software)	$ -	$ (10,000)	$ -	$ -	$ -	$ (10,000)
	$ 1,305,000	$ 1,310,000	$ 1,315,000	$ 1,310,000	$ 1,310,000	$ 6,550,000
TECHNOLOGY: TOTAL PROJECTS	$ 1,320,000	$ 1,320,000	$ 1,320,000	$ 1,320,000	$ 1,320,000	$ 6,600,000

City of Dublin
2019 - 2023 Capital Improvements Program
Recap of Recommended Projects, Available Resources

	2019	2020	2021	2022	2023	Total 2019 - 2023
Section 12 - TRANSPORTATION - BICYCLES & PEDESTRIANS						
MAINTENANCE						
Annual Shared Use Path Maintenance	$ 380,000	$ 380,000	$ 380,000	$ 380,000	$ 380,000	$ 1,900,000
Annual Sidewalk Program	$ 250,000	$ 250,000	$ 250,000	$ 250,000	$ 250,000	$ 1,250,000
Historic Dublin Brick Sidewalk Maintenance	$ 120,000	$ 120,000	$ 120,000	$ 120,000	$ 120,000	$ 600,000
	$ 750,000	$ 750,000	$ 750,000	$ 750,000	$ 750,000	$ 3,750,000
NEW ENHANCEMENTS / INFRASTRUCTURE						
Glick Road - Section 3 (Carnoustie Drive to Muirkirk Drive)	$ 375,000	$ -	$ -	$ -	$ -	$ 375,000
Perimeter Drive: Avery-Muirfield to Holt Road (TIF) Sidewalk	$ -	$ -	$ -	$ 350,000	$ -	$ 350,000
Shier Rings Road: Eiterman to Cosgray SUP	$ -	$ -	$ -	$ -	$ 35,000	$ 35,000
Concord Road SUP	$ 75,000	$ -	$ -	$ -	$ -	$ 75,000
Riverside Drive East - Section 1	$ 110,000	$ -	$ 1,085,000	$ -	$ -	$ 1,195,000
Dublin Center Drive Shared Use Path	$ -	$ -	$ -	$ 20,000	$ 25,000	$ 45,000
Avery Road Sidewalk Connection (Hyland Drive to Tara Hill)	$ -	$ 15,000	$ 75,000	$ -	$ -	$ 90,000
Wilcox Road Shared-Used Path (Northcliff to Heather Glen/Wilcox Pl to	$ -	$ 35,000	$ 160,000	$ -	$ -	$ 195,000
Less: Shamrock Crossing TIF (Dublin Center Drive SUP)	$ -	$ -	$ -	$ (20,000)	$ (25,000)	$ (45,000)
Less: Perimeter Center TIF (Perimeter Dr. SUP)	$ -	$ -	$ -	$ (350,000)		$ (350,000)
	$ 560,000	$ 50,000	$ 1,320,000	$ -	$ 35,000	$ 1,965,000
TRANSPORTATION - BICYCLES & PEDESTRIANS: TOTAL PROJECTS	$ 1,310,000	$ 800,000	$ 2,070,000	$ 1,120,000	$ 810,000	$ 6,110,000

City of Dublin
2019 - 2023 Capital Improvements Program
Recap of Recommended Projects, Available Resources

	2019	2020	2021	2022	2023	Total 2019 - 2023
Section 13 - TRANSPORTATION - BRIDGES & CULVERTS						
MAINTENANCE						
Annual Vehicular Bridge Maintenance	$ 745,000	$ 745,000	$ 745,000	$ 745,000	$ 745,000	$ 3,725,000
Annual Pedestrian Tunnel Maintenance	$ 290,000	$ 290,000	$ 290,000	$ 290,000	$ 290,000	$ 1,450,000
Annual Concrete Sealing Maintenance	$ 70,000	$ -	$ 70,000	$ -	$ 70,000	$ 210,000
Annual Culvert Maintenance	$ 60,000	$ 60,000	$ 60,000	$ 60,000	$ 60,000	$ 300,000
Annual Pedestrian Bridge Maintenance	$ 40,000	$ 20,000	$ 25,000	$ 25,000	$ 20,000	$ 130,000
	$ 1,205,000	$ 1,115,000	$ 1,190,000	$ 1,120,000	$ 1,185,000	$ 5,815,000
TRANSPORTATION - BRIDGES & CULVERTS: TOTAL PROJECTS	$ 1,205,000	$ 1,115,000	$ 1,190,000	$ 1,120,000	$ 1,185,000	$ 5,815,000

City of Dublin
2019 - 2023 Capital Improvements Program
Recap of Recommended Projects, Available Resources

	2019	2020	2021	2022	2023	Total 2019 - 2023
Section 14 - TRANSPORTATION - STREETS & PARKING						
MAINTENANCE						
Annual Street Maintenance Program	$ 6,000,000	$ 6,300,000	$ 6,500,000	$ 6,500,000	$ 6,500,000	$ 31,800,000
Annual Guardrail Replacement & Maintenance	$ 170,000	$ 145,000	$ 220,000	$ 320,000	$ 270,000	$ 1,125,000
Annual Parking Lot Maintenance	$ 335,000	$ 180,000	$ 345,000	$ 500,000	$ 145,000	$ 1,505,000
Annual Retaining Wall & Decorative Wall Maintenance	$ 70,000	$ 130,000	$ 125,000	$ 50,000	$ 50,000	$ 425,000
Annual Pavement Preventive Maintenance	$ 545,000	$ 565,000	$ 585,000	$ 605,000	$ 630,000	$ 2,930,000
Traffic Signal Wiring and Cabinet Maintenance and Replacement	$ -	$ -	$ -	$ 210,000	$ 220,000	$ 430,000
Shier-Rings Park Wall Rehabilitation	$ 20,000	$ 110,000	$ -	$ -	$ -	$ 130,000
Eiterman and Ballantrae Intersection Paver Repairs/Replacement	$ 35,000	$ 215,000	$ -	$ -	$ -	$ 250,000
	$ 7,175,000	$ 7,645,000	$ 7,775,000	$ 8,185,000	$ 7,815,000	$ 38,595,000
NEW ENHANCEMENTS / INFRASTRUCTURE						
Tuttle Crossing Blvd. Extension	$ 2,900,000	$ 15,835,000	$ -	$ -	$ -	$ 18,735,000
Less: Grant (MORPC Attributable Funds)	$ -	$ (7,000,000)	$ -	$ -	$ -	$ (7,000,000)
Less: City of Columbus (Pay as you Grow)	$ -	$ (2,800,000)	$ -	$ -	$ -	$ (2,800,000)
Less: Developer Contribution - NCR/Avondale	$ -	$ (492,800)	$ -	$ -	$ -	$ (492,800)
Less: Unfunded Portion	$ -	$ (5,542,200)	$ -	$ -	$ -	$ (5,542,200)
Less: Thomas Kohler TIF	$ (1,900,000)					$ (1,900,000)
Less: Rings/Frantz TIF	$ (1,000,000)	$ -	$ -	$ -	$ -	$ (1,000,000)
	$ -	$ -	$ -	$ -	$ -	$ -
Avery Road Widening - Woerner Temple to Rings Road East (Interim S	$ -	$ 100,000	$ 1,000,000	$ -	$ -	$ 1,100,000
Less: Rings/Frantz TIF	$ -	$ -	$ (350,000)	$ -	$ -	$ (350,000)
Less: Thomas/Kohler TIF	$ -	$ (100,000)	$ (650,000)	$ -	$ -	$ (750,000)
	$ -	$ -	$ -	$ -	$ -	$ -
Shier Rings Road - Avery Road to Eiterman Road	$ 1,300,000	$ 825,000	$ 9,045,000	$ -	$ -	$ 11,170,000
Less: Developer Contribution	$ (260,000)	$ (165,000)	$ (1,809,000)	$ -	$ -	$ (2,234,000)
Less: Perimeter West TIF	$ -	$ (150,000)	$ -	$ -	$ -	$ (150,000)
Less: Shier Rings TIF	$ (150,000)	$ -	$ -	$ -	$ -	$ (150,000)
Less: General Fund Transfers	$ -	$ -	$ (7,236,000)	$ -	$ -	$ (7,236,000)
	$ 890,000	$ 510,000	$ -	$ -	$ -	$ 1,400,000

City of Dublin
2019 - 2023 Capital Improvements Program
Recap of Recommended Projects, Available Resources

	2019	2020	2021	2022	2023	Total 2019 - 2023
Section 14 - TRANSPORTATION - STREETS & PARKING						
Avery and Shier-Rings Road Roundabout & Old Avery Relocation	$ 530,000	$ 1,205,000	$ 4,000,000	$ -	$ -	$ 5,735,000
Less: Developer Contribution	$ (106,000)	$ (241,000)	$ (800,000)	$ -	$ -	$ (1,147,000)
Less: Perimeter West TIF	$ (274,000)	$ (904,000)	$ (400,000)	$ -	$ -	$ (1,578,000)
Less: Innovation TIF	$ (150,000)	$ (60,000)	$ (100,000)	$ -	$ -	$ (310,000)
Less: Transfer from General Fund	$ -	$ -	$ (2,700,000)	$ -	$ -	$ (2,700,000)
	$ -	$ -	$ -	$ -	$ -	$ -
Perimeter Widening - Holt Road to Commerce Parkway	$ -	$ 300,000	$ -	$ 180,000	$ -	$ 480,000
Less: Perimeter Center TIF	$ -	$ (300,000)	$ -	$ (180,000)	$ -	$ (480,000)
	$ -	$ -	$ -	$ -	$ -	$ -
Post Road to Frantz Road Intersection Study	$ -	$ 500,000	$ -	$ -	$ -	$ 500,000
Less: Pizzutti TIF	$ -	$ (500,000)	$ -	$ -	$ -	$ (500,000)
	$ -	$ -	$ -	$ -	$ -	$ -
North Riverview Rehabilitation	$ 10,000	$ 75,000	$ -	$ -	$ -	$ 85,000
Bridge Street District Program Management	$ 400,000	$ -	$ -	$ -	$ -	$ 400,000
Less: Bridge Street TIF	$ (400,000)		$ -	$ -	$ -	$ (400,000)
	$ -	$ -	$ -	$ -	$ -	$ -
River Forest Storm and Roadway Improvements	$ 180,000		$ -	$ 1,800,000	$ -	$ 1,980,000
Less: Debt (Income Tax)	$ -	$ -	$ -	$ (1,800,000)	$ -	$ (1,800,000)
	$ 180,000	$ -	$ -	$ -	$ -	$ 180,000
US33/161/Post Road	$ 750,000	$ -	$ -	$ -	$ -	$ 750,000
Less: Perimeter West TIF	$ (634,500)	$ -	$ -	$ -	$ -	$ (634,500)
Less: Funding available in COIC Fund	$ (115,500)	$ -	$ -	$ -	$ -	$ (115,500)
	$ -	$ -	$ -	$ -	$ -	$ -
Hyland Croy/Post Preserve Roundabout	$ -	$ -	$ -	$ 230,000	$ -	$ 230,000
Less: Perimeter West TIF	$ -	$ -	$ -	$ (230,000)	$ -	$ (230,000)
	$ -	$ -	$ -	$ -	$ -	$ -

City of Dublin
2019 - 2023 Capital Improvements Program
Recap of Recommended Projects, Available Resources

	2019	2020	2021	2022	2023	Total 2019 - 2023
Section 14 - TRANSPORTATION - STREETS & PARKING						
Hyland Croy McKitrick Roundabout	$ 400,000	$ -	$ -	$ -	$ 2,100,000	$ 2,500,000
Less: Developer Contribution	$ -	$ -	$ -	$ -	$ -	$ -
	$ 400,000	$ -	$ -	$ -	$ 2,100,000	$ 2,500,000
Comprehensive Wayfinding System (city wide)	$ 230,000	$ 185,000	$ 165,000	$ 105,000	$ -	$ 685,000
Frantz Road Streetscape Improvements	$ 470,000	$ -		$ -	$ -	$ 470,000
West Bridge Street Area Improvements	$ -	$ 475,000		$ -	$ -	$ 475,000
Franklin Street Improvements	$ -	$ -	$ 50,000	$ 430,000	$ -	$ 480,000
AEP South High Street Pole Line Removal/Relocation (Phase I)	$ -	$ -	$ -	$ 660,000	$ -	$ 660,000
	$ -	$ -	$ 50,000	$ 1,090,000	$ -	$ 1,140,000
Bright Road Improvements	$ -	$ 200,000	$ -	$ -	$ -	$ 200,000
Hyland-Croy Road Corridor Improvements	$ 1,450,000	$ 2,925,000	$ 9,825,000			$ 14,200,000
Less: Unfunded Portion (75%)	$ (1,087,500)	$ (2,193,750)	$ (7,368,750)	$ -	$ -	$ (10,650,000)
Less: Debt Funding	$ -	$ -	$ (2,456,250)	$ -	$ -	$ (2,456,250)
	$ 362,500	$ 731,250	$ -	$ -	$ -	$ 1,093,750

City of Dublin
2019 - 2023 Capital Improvements Program
Recap of Recommended Projects, Available Resources

	2019	2020	2021	2022	2023	Total 2019 - 2023
Section 14 - TRANSPORTATION - STREETS & PARKING						
PARKING						
Smart Parking/Bridge Street District Parking Control/Metering Equipme	$ 475,000	$ -	$ -	$ -	$ -	$ 475,000
TRANSPORTATION - STREETS & PARKING: TOTAL PROJECTS	$ 16,270,000	$ 30,270,000	$ 31,860,000	$ 11,590,000	$ 9,915,000	$ 99,905,000

City of Dublin
2019 - 2023 Capital Improvements Program
Recap of Recommended Projects, Available Resources

	2019	2020	2021	2022	2023	Total 2019 - 2023
Section 15 - WATER						
MAINTENANCE						
Tartan West Water Tank Re-Painting	$ -	$ 10,000	$ 390,000	$ -	$ -	$ 400,000
Less: Water Fund	$ -	$ (10,000)	$ (390,000)	$ -	$ -	$ (400,000)
	$ -	$ -	$ -	$ -	$ -	$ -
NEW ENHANCEMENTS / INFRASTRUCTURE						
Waterline Replacement	$ 70,000	$ 600,000	$ 75,000	$ 600,000	$ 75,000	$ 1,420,000
Bright Road 12" Water Main Extension	$ 75,000	$ 135,000	$ -	$ -	$ -	$ 210,000
Riverside Drive 12" Water Main Extension	$ -	$ -	$ 45,000	$ 150,000	$ -	$ 195,000
Water Extensions - Area 4A	$ 450,000	$ -	$ -	$ -	$ -	$ 450,000
Water Extensions - Areas 3A & 8A	$ 235,000	$ -	$ 970,000	$ -	$ -	$ 1,205,000
Water Extensions - Areas 2B & 2C	$ -	$ 285,000	$ -	$ 960,000	$ -	$ 1,245,000
Water Extensions - Area 8C	$ -	$ -	$ 50,000	$ -	$ 185,000	$ 235,000
Water Extensions - Areas 9 & 10B	$ -	$ -	$ -	$ 240,000	$ -	$ 240,000
Water Extensions - Area 10A	$ -	$ -	$ -	$ -	$ 90,000	$ 90,000
Less: Water Fund	$ (830,000)	$ (1,020,000)	$ (1,140,000)	$ (1,950,000)	$ (350,000)	$ (5,290,000)
	$ -	$ -	$ -	$ -	$ -	$ -
WATER: TOTAL PROJECTS	$ 830,000	$ 1,030,000	$ 1,530,000	$ 1,950,000	$ 350,000	$ 5,690,000

City of Dublin
2019 - 2023 Capital Improvements Program
Recap of Recommended Projects, Available Resources

	2019	2020	2021	2022	2023	Total 2019 - 2023
Section 16 - ADVANCES						
Bridge Street TIF - Bridge Street District Management Program	$ 400,000	$ -	$ -	$ -	$ -	$ 400,000
Perimeter West TIF - Avery/Shier Rings Roundabout	$ -	$ 400,000				$ 400,000
Pizzutti TIF - 270/33 Interchange Debt	$ -	$ -	$ -	$ 300,000	$ 175,000	$ 475,000
ADVANCES TO TIF FUNDS	$ 400,000	$ 400,000	$ -	$ 300,000	$ 175,000	$ 1,275,000
Resources Available						
Beginning Capital Improvement Fund Balance	$ 3,500,000	$ 455,863	$ 97,796	$ 1,669,713	$ 3,795,439	$ 9,518,811
Income Taxes - Cash Allocation	$ 8,600,000	$ 8,600,000	$ 8,600,000	$ 8,600,000	$ 8,600,000	$ 43,000,000
Income Taxes - Surplus from Allocation for Debt	$ 6,042,863	$ 6,101,183	$ 4,843,417	$ 5,162,226	$ 5,480,849	$ 27,630,538
Property Tax Revenue (Inside Millage - 1.4 mills)	$ 3,120,000	$ 3,120,000	$ 3,120,000	$ 3,120,000	$ 3,120,000	$ 15,600,000
Transfer from General Fund (from Reserve per Policy)	$ -	$ -	$ -	$ -	$ -	$ -
Interest Earning	$ 200,000	$ 200,000	$ 200,000	$ 200,000	$ 200,000	$ 1,000,000
Repayment of Advances to Capital Improvement Tax Fund	$ 2,078,500	$ 2,322,000	$ 2,423,500	$ 2,548,500	$ 2,036,400	$ 11,408,900
Total Resources	$ 23,541,363	$ 20,799,046	$ 19,284,713	$ 21,300,439	$ 23,232,688	$ 108,158,249
Total Requests (Not Funded Through TIFs/Debt/Enterprise/Other Revenue)	$ 23,085,500	$ 20,701,250	$ 17,615,000	$ 17,505,000	$ 18,880,000	$ 97,786,750
Balance	**$ 455,863**	**$ 97,796**	**$ 1,669,713**	**$ 3,795,439**	**$ 4,352,688**	
Total Proposed Funded Projects	**$ 46,770,000**	**$ 61,070,000**	**$ 52,215,000**	**$ 26,760,000**	**$ 21,090,000**	**$ 207,905,000**
Total Proposed Funded Projects (Less Advances)	**$ 46,370,000**	**$ 60,670,000**	**$ 52,215,000**	**$ 26,460,000**	**$ 20,915,000**	**$ 206,630,000**

CITY OF DUBLIN
CAPITAL IMPROVEMENTS PROGRAM
2019-2023

PROJECT DESCRIPTION	TOTAL 2019-2023 ($000)	BEYOND 2023 ($000)	TOTAL TO BE BUDGETED
SUMMARY			
Administration - Capital Allocations	9,250	0	9,250
Total - ADMINISTRATION	**9,250**	0	9,250
City Facilities - Capital Maintenance	4,290	140	4,430
City Facilities - Capital Enhancements / New Capital Infrastructure	4,050	3,040	7,090
Total - CITY FACILITIES	**8,340**	3,180	11,520
City-Wide Fleet - Capital Maintenance	6,555	0	6,555
City-Wide Fleet - Capital Enhancements / New Capital Infrastructure	230	0	230
Total - CITY-WIDE FLEET	**6,785**	0	6,785
Parks - Capital Maintenance	4,075	0	4,075
Parks - Capital Enhancements / New Capital Infrastructure	27,955	21,315	49,270
Total - PARKS	**32,030**	21,315	53,345
Police - Capital Maintenance	620	0	620
Police - Capital Enhancements / New Capital Infrastructure	820	0	820
Total - POLICE	**1,440**	0	1,440
Utilities - Sanitary Sewer - Capital Maintenance	5,125	2,050	7,175
Utilities - Sanitary Sewer - Capital Enhancements / New Capital Infrastructure	14,455	2,360	16,815
Total - UTILITIES - SANITARY SEWER	**19,580**	4,410	23,990
Utilities - Stormwater - Capital Maintenance	3,175	685	3,860
Utilities - Stormwater - Capital Enhancements / New Capital Infrastructure	1,910	250	2,160
Total - UTILITIES - STORMWATER	**5,085**	935	6,020
Computer Hardware / Software / Fiber - Capital Maintenance	5,500	0	5,500
Computer Hardware / Software / Fiber - Capital Enhancements / New Capital Infrastructure	1,100	0	1,100
Total - COMPUTER HARDWARE / SOFTWARE / FIBER	**6,600**	0	6,600
Transportation - Bicycle and Pedestrian - Capital Maintenance	3,750	0	3,750
Transportation - Bicycle and Pedestrian - Capital Enhancements / New Capital Infrastructure	2,360	7,570	9,930
Total - TRANSPORTATION - BICYCLE AND PEDESTRIAN	**6,110**	7,570	13,680
Transportation - Bridges and Culvert - Capital Maintenance	5,815	0	5,815
Transportation - Bridges and Culvert - Capital Enhancements / New Capital Infrastructure	0	36,050	36,050
Total - TRANSPORTATION - BRIDGES AND CULVERTS	**5,815**	36,050	41,865
Transportation - Streets and Parking - Capital Maintenance	38,595	165	38,760
Transportation - Streets and Parking - Capital Enhancements / New Capital Infrastructure	61,310	80,075	141,385
Total - TRANSPORTATION - STREETS AND PARKING	**99,905**	80,240	180,145
Utilities - Water - Capital Maintenance	400	0	400
Utilities - Water - Capital Enhancements / New Capital Infrastructure	5,290	1,955	7,245
Total - UTILITIES - WATER	**5,690**	1,955	7,645
TOTALS:			
Capital Maintenance	77,900	3,040	80,940
Capital Allocations	9,250	0	9,250
Capital Enhancements / New Capital Infrastructure	119,480	152,615	272,095
TOTAL PROJECT BUDGET	**206,630**	155,655	362,285

3-Resources

City of Dublin
2019 - 2023 Capital Improvements Program
Resources

Description	2019	2020	2021	2022	2023	Total
General Fund:						
Transfer	$ -	$ -	$ 9,936,000	$ -	$ -	$ 9,936,000
Capital Improvements Tax Fund:						
Reserves	$ 3,500,000	$ 455,863	$ 97,796	$ 1,669,713	$ 3,795,439	$ 9,518,811
Interest income	$ 200,000	$ 200,000	$ 200,000	$ 200,000	$ 200,000	$ 1,000,000
Income tax revenue:						
Income tax-cash capital allocation	$ 8,600,000	$ 8,600,000	$ 8,600,000	$ 8,600,000	$ 8,600,000	$ 43,000,000
Income tax-surplus from debt allocation	$ 6,042,863	$ 6,101,183	$ 4,843,417	$ 5,162,226	$ 5,480,849	$ 27,630,538
Property tax revenue:						
Capital Improvements Tax Fund	$ 3,120,000	$ 3,120,000	$ 3,120,000	$ 3,120,000	$ 3,120,000	$ 15,600,000
Parkland Acquisition Fund	$ 650,000	$ 650,000	$ 650,000	$ 650,000	$ 650,000	$ 3,250,000
Advance Repayment						
Repayment of outstanding advances	$ 2,078,500	$ 2,322,000	$ 2,423,500	$ 2,548,500	$ 2,036,400	$ 11,408,900
TIF Funds:						
Existing balances and service payments						
Vrable TIF	$ 225,000	$ -	$ -	$ -	$ -	$ 225,000
Thomas Kohler	$ 1,930,000	$ 250,000	$ 650,000	$ -	$ -	$ 2,830,000
Shamrock Crossing TIF	$ -	$ -	$ -	$ 20,000	$ 25,000	$ 45,000
Perimeter Center TIF	$ -	$ 300,000	$ -	$ 530,000	$ -	$ 830,000
Rings/Frantz TIF	$ 1,000,000	$ -	$ 350,000	$ -	$ -	$ 1,350,000
Perimeter West TIF	$ 908,500	$ 1,054,000	$ 400,000	$ 230,000	$ -	$ 2,592,500
Shier Rings TIF	$ 150,000	$ -	$ -	$ -	$ -	$ 150,000
Innovation TIF	$ 150,000	$ 60,000	$ 100,000	$ -	$ -	$ 310,000
Pizzutti TIF	$ -	$ 500,000	$ -	$ -	$ -	$ 500,000
Bridge Street TIF	$ 400,000	$ -	$ -	$ -	$ -	$ 400,000
COIC TIF	$ 115,500	$ -	$ -	$ -	$ -	$ 115,500
Debt:						
Income tax repayment	$ 11,775,000	$ 10,200,000	$ 5,356,250	$ 1,800,000	$ -	$ 29,131,250
Sewer Fund repayment	$ 3,070,000	$ 4,420,000	$ 4,555,000	$ 3,575,000	$ 365,000	$ 15,985,000
Other Funds:						
Sale of Assets	$ -	$ 2,500,000	$ -	$ -	$ -	$ 2,500,000
Hotel/Motel Tax Fund	$ 65,000	$ 15,000	$ 420,000	$ 25,000	$ 50,000	$ 575,000
Enterprise Funds						
Water Fund	$ 830,000	$ 1,030,000	$ 1,530,000	$ 1,950,000	$ 350,000	$ 5,690,000
Sewer Fund	$ 830,000	$ 855,000	$ 675,000	$ 475,000	$ 770,000	$ 3,605,000
Other sources:						
Grant Revenue	$ -	$ 100,000	$ -	$ -	$ -	$ 100,000
Other Revenue	$ -	$ 9,800,000	$ -	$ -	$ -	$ 9,800,000
Developer Contribution	$ 498,000	$ 898,800	$ 2,609,000	$ -	$ -	$ 4,005,800
Unfunded Portion	$ 1,087,500	$ 7,735,950	$ 7,368,750	$ -	$ -	$ 16,192,200
Total Resources	$ 47,225,863	$ 61,167,796	$ 53,884,713	$ 30,555,439	$ 25,442,688	$ 218,276,499
Total Proposed Funded Projects	$ 46,770,000	$ 61,070,000	$ 52,215,000	$ 26,760,000	$ 21,090,000	$ 207,905,000
Difference between Resources and Proposed Funded Projects	$ 455,863	$ 97,796	$ 1,669,713	$ 3,795,439	$ 4,352,688	

City of Dublin
2019- 2023 Capital Improvements Program
Estimated Resources Available For Capital Projects
(Excluding utilities)

Projected Capital Improvement Tax Fund Reserves

2019	$ 3,500,000	
2020	455,863	
2021	97,796	
2022	1,669,713	
2023	3,795,439	
		$ 9,518,811

Projected Income Tax Revenue - Cash Allocation

2019	$ 8,600,000	
2020	8,600,000	
2021	8,600,000	
2022	8,600,000	
2023	8,600,000	
		$ 43,000,000

Projected Income Tax Revenue - Surplus from Debt Allocation

2019	$ 6,042,863	
2020	6,101,183	
2021	4,843,417	
2022	5,162,226	
2023	5,480,849	
		$ 27,630,538

Estimated Interest Income

2019	$ 200,000	
2020	200,000	
2021	200,000	
2022	200,000	
2023	200,000	
		$ 1,000,000

Projected Property Tax Revenue

2019	$ 3,120,000	
2020	3,120,000	
2021	3,120,000	
2022	3,120,000	
2023	3,120,000	
		$ 15,600,000

Projected Transfer from the General Fund per Fund Balance Policy

2019	$ -	
2020	-	
2021	-	
2022	-	
2023	-	
		$ -

Projected Repayment of Advances to Capital Improvement Tax Fund

2019	$ 2,078,500	
2020	2,322,000	
2021	2,423,500	
2022	2,548,500	
2023	2,036,400	
		$ 11,408,900

Total Estimated Resources **$ 108,158,249**

2019 - 2023
FIVE-YEAR CAPITAL IMPROVEMENTS PROGRAM
INCOME TAX REVENUE

	2018	2019	2020	2021	2022	2023
Income Tax Revenue*	$86,000,000	$ 86,000,000	$ 86,000,000	$ 86,000,000	$ 86,000,000	$ 86,000,000
Revenue for capital projects (25% of income tax revenue)	21,500,000	$ 21,500,000	$ 21,500,000	$ 21,500,000	$ 21,500,000	$ 21,500,000
[1]Revenue available for cash capital projects	8,600,000	$ 8,600,000	$ 8,600,000	$ 8,600,000	$ 8,600,000	$ 8,600,000
[2]Revenue available for debt financed projects	12,900,000	$ 12,900,000	$ 12,900,000	$ 12,900,000	$ 12,900,000	$ 12,900,000
[3]Recommended maximum amount of outstanding debt	$ 91,610,878	$ 59,410,792	$ 60,139,781	$ 44,417,716	$ 48,402,829	$ 52,385,618

* Income tax revenue reflects an estimated increase/decrease over the previous year as follows:
2018 - Based on a <1.7%> decrease over 2017 actual collections
2019 - 0%
2020 - 0%
2021 - 0%
2022 - 0%
2023 - 0%

[1] 40% of the 25% designated for capital improvements is further designated for cash capital projects pursuant to the City of Dublin Debt Policy
[2] 60% of the 25% designated for capital improvements is further designated to retire debt issued for capital projects pursuant to the City of Dublin Debt Policy
[3] Amount is based on existing and projected income tax supported debt pursuant to the City of Dublin Debt Policy.

2019 - 2023
FIVE-YEAR CAPITAL IMPROVEMENTS PROGRAM
DEBT SERVICE PAYMENTS DUE
(Income Tax Supported Debt)

Debt Issue	2018	2019	2020	2021	2022	2023
Community Recreation Center Expansion (2018)	$ 191,012	$ -	$ -	$ -	$ -	$ -
Avery-Muirfield/US 33 interchange (2019)	$ 577,000	$ 575,700	$ -	$ -	$ -	$ -
Emerald Pkwy-Perimeter/Shier Rings (2019)	$ 537,275	$ 541,057	$ -	$ -	$ -	$ -
Service Complex expansion (2021)	$ 275,233	$ 274,107	$ 277,758	$ 179,863	$ -	$ -
Swimming Pool Construction (2025)	$ 216,636	$ 215,610	$ 214,085	$ 213,032	$ 211,503	$ 209,505
LED street lighting (2022)	$ 266,550	$ 261,850	$ 265,825	$ 263,775	$ 265,200	$ -
Justice Center Addition (2035)	$ 781,494	$ 783,494	$ 780,294	$ 780,294	$ 781,994	$ 781,369
Service Center Expansion (2037)	$ 115,000	$ 120,000	$ 145,436	$ 245,300	$ 245,100	$ 242,400
Historic District High Street/Pedestrian Bridge (2037)	$ 955,000	$ 975,000	$ 1,186,450	$ 2,016,350	$ 2,013,750	$ 2,011,650
Reserve for TIF Supported Debt						
Bridge Park Roadway Network (2035)	$ 181,437	$ 181,437	$ 182,887	$ 182,387	$ 2,145	$ 4,645
Riverside Dr. Realignment/Roundabout/Riverside Park (2035)	$ 184,493	$ 442,882	$ 444,082	$ 445,082	$ 343,582	$ 295,082
Projected New Debt						
CML Library Parking Deck and Roads	*$ -*	*$ 1,544,000*	*$ 1,544,000*	*$ 1,544,000*	*$ 1,544,000*	*$ 1,544,000*
Riverside Drive Park	*$ -*	*$ 850,000*	*$ 850,000*	*$ 850,000*	*$ 850,000*	*$ 850,000*
Riverside Drive Park	*$ -*	*$ -*	*$ 336,000*	*$ 336,000*	*$ 336,000*	*$ 336,000*
Riverside Drive Park	*$ -*	*$ -*	*$ -*	*$ 232,000*	*$ 232,000*	*$ 232,000*
Dublin Community Pool North	*$ -*	*$ 92,000*	*$ 572,000*	*$ 572,000*	*$ 572,000*	*$ 572,000*
River Forest Storm and Roadway Improvements	*$ -*	*$ -*	*$ -*		*$ 144,000*	*$ 144,000*
Hyland Croy Road Corridor Improvements	*$ -*	*$ -*	*$ -*	*$ 196,500*	*$ 196,500*	*$ 196,500*
Subtotal	$ 4,281,130	$ 6,857,137	$ 6,798,818	$ 8,056,583	$ 7,737,774	$ 7,419,151
Income tax revenue available for debt retirement	$ 12,900,000	$ 12,900,000	$ 12,900,000	$ 12,900,000	$ 12,900,000	$ 12,900,000
Balance available [1]	$ 8,618,870	$ 6,042,863	$ 6,101,183	$ 4,843,417	$ 5,162,226	$ 5,480,849
Amount of additional debt that could be supported [2]	$ 91,610,878	$ 59,410,792	$ 60,139,781	$ 44,417,716	$ 48,402,829	$ 52,385,618

Estimated debt service obligations; Estimate assumes 20 year bonds at 5% and level payments.
[1] Funding not needed for debt service is utilized to fund cash basis projects.
[2] The City's debt policy stipulates that for the pruposes of calculating debt capactiy, only 90% of the amount reserved for debt service may be programmed.

Note - Payments include both principal and interest and fees, if applicable.

Highlighted rows indicate anticipated future debt.

2019 - 2023
FIVE-YEAR CAPITAL IMPROVEMENTS PROGRAM
DEBT SERVICE PAYMENTS DUE
(Debt Supported by Sources Other Than Income Tax)

Debt Issue	2018	2019	2020	2021	2022	2023
Service Payments						
Rings Road Improvements (2020)	$ 276,874	$ 279,391	$ 281,181	$ -	$ -	$ -
Woerner-Temple Road (2020)	$ 452,222	$ 455,572	$ -	$ -	$ -	$ -
Perimeter Drive extension (2020)	$ 308,990	$ 311,802	$ 313,799	$ -	$ -	$ -
Emerald Parkway-Phase 7A (2020)	$ 157,264	$ 158,695	$ 159,711	$ -	$ -	$ -
Industrial Parkway/SR 161 improvements	$ 657,106	$ 665,206	$ 667,144	$ 661,119	$ 653,744	$ 653,744
Emerald Parkway-Phase 8 (2033)	$ 482,375	$ 482,925	$ 480,425	$ 481,275	$ 481,825	$ 482,075
I-270/US 33/SR 161 Interchange-ROW (2023)	$ 1,036,100	$ 1,037,825	$ 1,033,075	$ 1,037,375	$ 1,033,750	$ 1,034,800
I-270/US 33/SR 161 Interchange-Construction (2034)	$ 907,607	$ 1,043,881	$ 1,019,469	$ 994,320	$ 968,410	$ 941,717
BSD Land Acquisition for Roundabout (2019/2033)	$ 392,413	$ 393,788	$ 392,800	$ 390,300	$ 392,650	$ 389,700
Riverside Dr. Realignment/Roundabout/Riverside Park (2035)	$ 1,844,925	$ 842,881	$ 844,081	$ 845,081	$ 843,581	$ 845,081
Bridge Park Roadway Network (2035)	$ 841,481	$ 842,881	$ 844,081	$ 845,081	$ 843,581	$ 845,081
Bridge Park Parking Structures - Tax Exempt (2044)	$ 718,231	$ 718,231	$ 718,231	$ 718,231	$ 718,231	$ 718,231
Bridge Park Parking Structures - Taxable (2035)	$ 972,675	$ 1,352,675	$ 1,352,925	$ 1,341,425	$ 1,347,683	$ 1,348,683
John Shields Parkway Phase II (2036)	$ 628,000	$ 632,500	$ 631,550	$ 630,300	$ 628,750	$ 631,900
	$ 9,676,264	$ 9,218,254	$ 8,738,473	$ 7,944,508	$ 7,912,205	$ 7,891,013
Water and Sewer Funds						
Upper Scioto West Branch (2018)	$ 671,161	$ -	$ -	$ -	$ -	$ -
Darree Fields Water Tower (2029)	$ 140,963	$ 134,463	$ 136,850	$ 134,600	$ 137,100	$ 138,950
Dublin Road Water Tower (2032)	$ 156,463	$ 159,413	$ 156,788	$ 158,563	$ 159,613	$ 160,513
Sewer Line Repairs (2029)	$ 150,200	$ 148,625	$ 150,738	$ 148,263	$ 150,513	$ 152,063
Sewer Line Repairs (2032)	$ 170,750	$ 168,550	$ 170,725	$ 172,200	$ 168,000	$ 168,725
Sewer System Improvements (2035)	$ 184,969	$ 183,069	$ 186,169	$ 184,169	$ 186,669	$ 186,419
Sewer System Improvements/Extensions (2037)	$ 103,800	$ 102,800	$ 100,300	$ 103,300	$ 101,100	$ 100,000
Sewer System Improvements/Extensions (2038)	*$ 240,800*	*$ 240,800*	*$ 240,800*	*$ 240,800*	*$ 240,800*	*$ 240,800*
Sewer System Improvements/Extensions (2039)	*$ -*	*$ 245,600*	*$ 245,600*	*$ 245,600*	*$ 245,600*	*$ 245,600*
Sewer System Improvements/Extensions (2040)	*$ -*	*$ -*	*$ 353,600*	*$ 353,600*	*$ 353,600*	*$ 353,600*
Sewer System Improvements/Extensions (2041)	*$ -*	*$ -*	*$ -*	*$ 364,400*	*$ 364,400*	*$ 364,400*
Sewer System Improvements/Extensions (2042)	*$ -*	*$ -*	*$ -*	*$ -*	*$ 286,000*	*$ 286,000*
Sewer System Improvements/Extensions (2043)	*$ -*	*$ -*	*$ -*	*$ -*	*$ -*	*$ 29,200*
	$ 1,819,105	**$ 1,383,319**	**$ 1,741,569**	**$ 2,105,494**	**$ 2,393,394**	**$ 2,426,269**
Special Assessments						
Ballantrae improvements (2021)	$ 128,148	$ 127,624	$ 129,323	$ 83,743	$ -	$ -
	$ 128,148	**$ 127,624**	**$ 129,323**	**$ 83,743**	**$ -**	**$ -**
Property Taxes (Inside millage)						
Parkland acquisition-Coffman Park (2020)	$ 239,540	$ 240,520	$ 207,000	$ -	$ -	$ -
	$ 239,540	**$ 240,520**	**$ 207,000**	**$ -**	**$ -**	**$ -**
Hotel/Motel Tax Revenues						
Arts Facility (2020)	**$ 163,909**	**$ 165,400**	**$ 166,460**	**$ -**	**$ -**	**$ -**
Total - Non-Income Tax Supported Debt	**$ 12,026,966**	**$ 11,135,117**	**$ 10,982,826**	**$ 10,133,745**	**$ 10,305,600**	**$ 10,317,282**

[1] Service payments are sufficient or exceed annual debt service obligations.

[2] Annual service payments are not sufficient to retire the annual debt. Additional amounts will be advanced from the General/Capital Improvements Tax Fund and then repaid during the term of the TIF.

Highlighted rows indicate anticipated future debt.
Estimated debt service obligations are based on 20 year bonds at 5% and level payments.

City of Dublin
2019 - 2023 Capital Improvements Program
Debt Proceeds

Proposed Project	2019	2020	2021	2022	2023
Long-Term Bonds-Retired by Income Taxes					
City Facilities					
Dublin Community Pool North	$ -	$ 6,000,000	$ -	$ -	$ -
Riverside Crossing Park	$ 10,625,000	$ 4,200,000	$ 2,900,000	$ -	$ -
Hyland-Croy Road Corridor Improvements	$ -	$ -	$ 2,456,250	$ -	$ -
River Forest Storm and Roadway Improvements	$ -	$ -	$ -	$ 1,800,000	$ -
Total - Retired by Income Taxes	**$ 10,625,000**	**$ 10,200,000**	**$ 5,356,250**	**$ 1,800,000**	**$ -**
Long-Term Bonds-Retired by Utility Revenues					
Sewer Improvements/Extensions	$ 3,070,000	$ 4,420,000	$ 4,555,000	$ 3,575,000	$ 365,000
Total - Retired by Sewer Revenues	**$ 3,070,000**	**$ 4,420,000**	**$ 4,555,000**	**$ 3,575,000**	**$ 365,000**
TOTAL	**$ 13,695,000**	**$ 14,620,000**	**$ 9,911,250**	**$ 5,375,000**	**$ 365,000**

City of Dublin
2019 - 2023 Capital Improvements Program
Property Tax Revenue-Inside Millage

Millage	1.75
Assessed value	$2,230,000,000

Current distribution-

Parkland Acquisition Fund	0.35 mills
Capital Improvements Tax Fund	1.4 mills

Funding allocation	2019	2020	2021	2022	2023
Parkland Acquisition Fund	$ 780,000	$ 780,000	$ 780,000	$ 780,000	$ 780,000
Capital Improvements Tax Fund	3,120,000	3,120,000	3,120,000	3,120,000	3,120,000
Total	$ 3,900,000	$ 3,900,000	$ 3,900,000	$ 3,900,000	$ 3,900,000

City of Dublin
2019 - 2023 Capital Improvements Program
Schedule of Service Payments to be Received from TIF Districts
Funds were originally advanced from the Capital Improvements Tax Fund

TIF Project	Balance at 12/31/2017	2018 Advances Repaid	Balance at 12/31/2018	2019 Advances Repaid	Balance at 12/31/2019	2020 Advances Repaid	Balance at 12/31/2020	2021 Advances Repaid	Balance at 12/31/2021	2022 Advances Repaid	Balance at 12/31/2022	2023 Advances Repaid	Balance at 12/31/2023
Thomas/Kohler TIF	$ 1,015,000	$ 250,000	$ 765,000	$ 250,000	$ 515,000	$ 250,000	$ 265,000	$ 265,000	$ -		-		-
Thomas/Kohler TIF - $3 m	$ 3,000,000	$ -	$ 3,000,000	$ -	$ 3,000,000	$ -	$ 3,000,000	$ 200,000	$ 2,800,000	$ 190,000	2,610,000	$ 190,000	2,420,000
Perimeter West TIF	595,000	595,000	-	-	-	-	400,000	-	400,000	400,000	-	-	-
Rings/Frantz (Nationwide) TIF	3,688,638	-	3,688,638	-	3,688,638	400,000	3,288,638	400,000	2,888,638	400,000	2,488,638	400,000	2,088,638
Historic Dublin TIF	153,500	70,000	83,500	70,000	13,500	13,500	-	-	-	-	-	-	-
Emerald-Phase 5	1,095,340	-	1,095,340	-	1,095,340		1,095,340		1,095,340		1,095,340		
Shamrock Blvd. TIF	1,627,500	50,000	1,577,500	50,000	1,527,500	50,000	1,477,500	50,000	1,427,500	50,000	1,377,500	50,000	1,327,500
Tartan West TIF	8,043,875	650,000	7,393,875	1,200,000	6,193,875	1,100,000	5,093,875	1,000,000	4,093,875	1,000,000	3,093,875	1,000,000	2,093,875
Perimeter Loop	539,200	35,000	504,200	30,000	474,200	30,000	444,200	30,000	414,200	30,000	384,200	30,000	354,200
Lifetime Fitness TIF	2,550,000	125,000	2,425,000	125,000	2,300,000	125,000	2,175,000	125,000	2,050,000	125,000	1,925,000	125,000	1,800,000
Irelan Place TIF	35,937	3,500	32,437	3,500	28,937	3,500	25,437	3,500	21,937	3,500	18,437	3,500	14,937
River Ridge TIF	2,178,000	50,000	2,128,000	-	2,128,000	-	2,128,000	-	2,128,000	-	2,128,000	-	2,128,000
Shamrock Crossing TIF	1,087,900	200,000	887,900	200,000	687,900	200,000	487,900	200,000	287,900	200,000	87,900	87,900	-
Bridge and High TIF	3,647,150	150,000	3,497,150	150,000	3,347,150	150,000	3,197,150	150,000	3,047,150	150,000	2,897,150	150,000	2,747,150
Frantz/Dublin Road TIF	428,560	-	428,560	-	428,560	-	428,560		428,560		428,560		
Pizzuit TIF	1,950,000	-	1,950,000	-	1,950,000	-	1,950,000	-	1,950,000	-	2,250,000	-	2,425,000
Bridge Street TIF	12,725,000	-	13,225,000	-	13,625,000	-	13,625,000		13,625,000		13,625,000		13,625,000
Rings Road	98,797	-	98,797		98,797	-	98,797	-	98,797	-	98,797	-	98,797
Frantz/Dublin Rd (Cardinal South) TIF	428,560	-	428,560		428,560		428,560		428,560		428,560		428,560
OU TIF	1,179,000	-	1,779,000	-	1,779,000	-	1,779,000		1,779,000		1,779,000		1,779,000
Total	$ 46,066,957	$ 2,178,500	$ 44,988,457	$ 2,078,500	$ 43,309,957	$ 2,322,000	$ 41,387,957	$ 2,423,500	$ 38,964,457	$ 2,548,500	$ 36,715,957	$ 2,036,400	$ 33,330,657

2019 - 2023
FIVE-YEAR CAPITAL IMPROVEMENTS PROGRAM
WATER FUND
STATEMENT OF PROJECTED REVENUE, EXPENSE, AND FUND BALANCE

	2017	2018	2019	2020	2021	2022	2023
Revenues:							
Surcharge	$ 612,896	$ 630,000	$ 638,121	$ 642,550	$ 646,978	$ 646,978	$ 646,978
Capacity Charges	$ 888,252	$ 300,000	$ 258,930	$ 355,320	$ 207,900	$ 207,900	$ 207,900
Interest	$ 201,239	$ 175,000	$ 155,067	$ 152,124	$ 145,818	$ 124,400	$ 94,974
Fire hydrant permits	$ 4,375	$ 2,500	$ 1,000	$ 1,000	$ 1,000	$ 1,000	$ 1,000
	$ 1,706,762	$ 1,107,500	$ 1,053,118	$ 1,150,994	$ 1,001,696	$ 980,279	$ 950,852
Expenses:							
Salaries/wages	$ 132,061	$ 197,460	$ 205,358	$ 213,573	$ 222,116	$ 231,000	$ 240,240
Benefits/uniforms	$ 59,434	$ 110,769	$ 115,200	$ 119,808	$ 124,600	$ 129,584	$ 134,767
Utilities	$ 143,574	$ 180,000	$ 187,200	$ 194,688	$ 202,476	$ 210,575	$ 218,998
Contract services	$ 224,616	$ 572,600	$ 50,000	$ 50,000	$ 50,001	$ 50,002	$ 50,003
Hydrant maintenance	$ 46,606	$ 50,600	$ 52,624	$ 54,729	$ 56,918	$ 59,195	$ 61,563
Other	$ 6,196	$ 8,200	$ 15,000	$ 15,000	$ 15,001	$ 15,002	$ 15,003
	$ 612,488	$ 1,119,629	$ 625,382	$ 647,797	$ 671,111	$ 695,358	$ 720,574
Capital expenditures	$ 1,273,675	$ 2,624,188	$ 830,000	$ 1,030,000	$ 1,530,000	$ 1,950,000	$ 350,000
Debt service:							
Existing		-					
2009 issue	$ 138,337	$ 140,963	$ 134,463	$ 136,850	$ 134,600	$ 137,100	$ 138,950
2012 issue	$ 158,963	$ 156,463	$ 159,413	$ 156,788	$ 158,563	$ 159,613	$ 160,513
	$ 297,300	$ 297,426	$ 293,876	$ 293,638	$ 293,163	$ 296,713	$ 299,463
Net cash (required) provided	$ (476,702)	$ (2,933,743)	$ (696,140)	$ (820,441)	$ (1,492,578)	$ (1,961,792)	$ (419,185)
Advances-out	$ -	$ -	$ -	$ -	$ -	$ -	$ -
Advances-in	$ -	$ 500,000	$ 500,000	$ 400,000	$ 64,750	$ -	$ -
Beginning balance	$ 13,248,215	$ 12,771,513	$ 10,337,771	$ 10,141,631	$ 9,721,189	$ 8,293,361	$ 6,331,569
Ending balance	$ 12,771,513	$ 10,337,771	$ 10,141,631	$ 9,721,189	$ 8,293,361	$ 6,331,569	$ 5,912,384

2019 - 2023
FIVE-YEAR CAPITAL IMPROVEMENTS PROGRAM
SEWER FUND
STATEMENT OF PROJECTED REVENUE, EXPENSES, AND FUND BALANCE

	2017	2018	2019	2020	2021	2022	2023
Revenues:							
User charges (Surcharge)	$ 2,063,371	$ 2,170,000	$ 2,168,592	$ 2,187,250	$ 2,205,908	$ 2,205,908	$ 2,205,908
Tap fees (Capacity Charge)	$ 654,250	$ 750,000	$ 335,920	$ 351,390	$ 243,100	$ 243,100	$ 243,100
Interest	$ 66,082	$ 66,082	$ 66,082	$ 66,082	$ 66,082	$ 66,082	$ 66,082
Bond Proceeds/Other Proceeds	166,087	-	-	-	-		
	$ 2,949,789	$ 2,986,082	$ 2,570,593	$ 2,604,722	$ 2,515,090	$ 2,515,090	$ 2,515,090
Expenses:							
Salaries/wages	$ 573,487	$ 623,710	$ 648,658	$ 674,605	$ 701,589	$ 729,652	$ 758,839
Benefits/uniforms	$ 235,922	$ 287,029	$ 298,510	$ 310,451	$ 322,869	$ 335,783	$ 349,215
Contract services	$ 412,462	$ 432,900	$ 50,000	$ 50,000	$ 50,000	$ 50,000	$ 50,000
Repairs/maintenance	$ 2,275	$ 27,000	$ 150,000	$ 150,000	$ 150,000	$ 150,000	$ 150,000
Other	$ 8,221	$ 17,300	$ 15,000	$ 15,000	$ 15,000	$ 15,000	$ 15,000
	$ 1,232,367	$ 1,387,939	$ 1,162,169	$ 1,200,055	$ 1,239,458	$ 1,280,436	$ 1,323,053
Capital expenditures (cash funded only)	$ 1,282,854	$ 2,418,600	$ 830,000	$ 845,000	$ 675,000	$ 505,000	$ 770,000
Debt service:							
Existing-prior to 1992	0	0	0	0	0		
USWBI	1329638.39	671072.27	0	0	0		
2009 issue	$ 152,825	$ 150,200	$ 148,625	$ 150,738	$ 148,263	$ 150,513	$ 152,063
2012 issue	$ 168,425	$ 170,750	$ 168,550	$ 170,725	$ 172,200	$ 168,000	$ 168,725
2015 issue	$ 183,269	$ 184,969	$ 183,069	$ 186,169	$ 184,169	$ 186,669	$ 186,419
2017 issue	$ 17,784	$ 103,800	$ 102,800	$ 100,300	$ 103,300	$ 101,100	$ 100,000
2018 issue	$ -	$ -	$ 78,800	$ 78,800	$ 78,800	$ 78,800	$ 78,800
2019 issue	$ -		$ 245,600	$ 245,600	$ 245,600	$ 245,600	$ 245,600
2020 issue	$ -			$ 353,600	$ 353,600	$ 353,600	$ 353,600
2021 issue	$ -				$ 364,400	$ 364,400	$ 364,400
2022 issue	$ -					$ 286,000	$ 286,000
2023 issue	$ -						$ 184,400
	$ 1,851,941	$ 1,280,791	$ 927,444	$ 1,285,931	$ 1,650,331	$ 1,934,681	$ 2,120,006
Net cash (required) provided	$ (1,417,374)	$ (2,101,249)	$ (349,020)	$ (726,266)	$ (1,049,699)	$ (1,205,028)	$ (1,697,971)
Advances-out	$ (1)	$ -	$ -	$ -	$ -	$ -	$ -
Advances-in	$ -	$ -	$ -	$ -	$ -	$ -	$ -
Transfers-out	$ (1)					$ -	
Transfers-in	$ 562,888	$ 610,000	$ -	$ -	$ -		
Transfers In (Capital Fund - extensions)		$ 400,000	$ 200,000	$ 200,000	$ 200,000	$ 200,000	$ 200,000
Transfers-in (General Fund - extensions)		$ 800,000	$ 200,000	$ 200,000	$ 200,000	$ 200,000	$ 200,000
Beginning balance	$ 5,463,428	$ 4,608,939	$ 4,317,690	$ 4,368,670	$ 4,042,404	$ 3,392,705	$ 2,587,677
Ending balance	$ 4,608,939	$ 4,317,690	$ 4,368,670	$ 4,042,404	$ 3,392,705	$ 2,587,677	$ 1,289,706

City of Dublin
2019 - 2023 Capital Improvements Program
Intergovernmental Revenue

Description	2019	2020	2021	2022	2023
MORPC Attributable Funds	$ -	$ 7,000,000	$ -	$ -	$ -
City of Columbus - Pay as you Grow	$ -	$ 2,800,000	$ -	$ -	$ -
Ohio EPA	$ -	$ 100,000	$ -	$ -	$ -
Total	$ -	$ 9,900,000	$ -	$ -	$ -

4-Administration

CITY OF DUBLIN
CAPITAL IMPROVEMENT PROJECTS
2019-2023

(MUNIS) PROJECT NO.	DESCRIPTION	PRIOR YEARS ($000)	2018	2019	2020	2021	2022	2023	TOTAL 2019-2023 ($000)	BEYOND 2023 ($000)	TOTAL TO BE BUDGETED
	ADMINISTRATION										
CAPITAL ALLOCATIONS											
AL191	Land Acquisition	0	500	500	500	500	500	500	2,500	0	2,500
AL192	Parkland Acquisition	0	650	650	650	650	650	650	3,250	0	3,250
AL193	Mobility Initiatives	0	250	250	250	250	250	250	1,250	0	1,250
AA191	Contingencies	0	250	250	250	250	250	250	1,250	0	1,250
ES142	Allocation for Sewer Extensions	0	400	200	200	200	200	200	1,000	0	1,000
7/31/2018											
2019-2023	**TOTAL**	**0**	**2,050**	**1,850**	**1,850**	**1,850**	**1,850**	**1,850**	**9,250**	**0**	**9,250**

2018-2022	**TOTAL - ADMINISTRATION**	0	2,050	2,050	2,050	2,050	2,050	n/a
	$$ Difference	0	0	(200)	(200)	(200)	(200)	n/a
	% Difference	0.0%	0.0%	-9.8%	-9.8%	-9.8%	-9.8%	n/a

- Projected increase
- Projected decrease
- New project
- Shift in project year

City of Dublin

2019 - 2023 Capital Improvements Program

ADMINISTRATION – CAPITAL ALLOCATIONS

AL191 Annual Allocation for Land Acquisition

Funding of $500,000 is allocated annually for potential land acquisitions. Funding allows the City to take advantage of opportunities that may develop over the course of the five-year CIP.

AL192 Annual Allocation for Parkland Acquisition

The amount programmed is based on estimated revenue in the Parkland Acquisition Fund. The majority of the revenue credited to this fund is from property tax revenue generated from the City's inside millage. The property tax revenue from the City's inside millage (1.75 mills) was allocated 100 percent to the Parkland Acquisition Fund from 2001-2006. Beginning in 2007, the City began allocating .95 mills of the total 1.75 mills to the Parkland Acquisition Fund and the remaining .80 mills was allocated to the Capital Improvements Tax Fund. In 2010, the City began allocating 1.4 mills to the Capital Improvements Tax Fund and the remaining .35 mills to the Parkland Acquisition Fund. Although this allocation is reviewed and can be changed annually, as part of the 2018 – 2022 CIP, Council approved the current allocation through 2022.

The funding in the Parkland Acquisition Fund can be used for the acquisition of parkland, open space and/or sites for recreational facilities. Prior to the acquisition of land, legislation authorizing the acquisition is required to be adopted by City Council.

The funding programmed provides for the annual debt service payments on the debt issued to acquire the land for the expansion of Coffman Park. The final debt service payment for the expansion of Coffman Park will be made in 2020.

The following provides a recap of estimated revenues available less committed obligations:

	2018	2019	2020	2021	2022	2023
Estimated revenue	$650,000	$650,000	$650,000	$650,000	$650,000	$650,000
Less:						
Debt (Coffman Park)	(239,550)	(240,520)	(207,000)	---	---	---
Estimated balance available	$410,450	$409,480	$443,000	$650,000	$650,000	$650,000

City of Dublin

2019 - 2023 Capital Improvements Program

AL193 Annual Allocation for Mobility Initiatives

This allocation provides funding to pursue different mobility options for the City. Currently, the majority of City residents and corporate citizens rely on personal vehicles for their mobility needs. City Council has also identified a target of improving Dublin's "Bike Friendly City" award from bronze to silver status. The bike share program was cited by the League of American Bicyclists as an opportunity to improve Dublin's score, and has been a requested transit-oriented option from the City's mobility study and public forums.

Currently, the City is working with LimeBike to do a pilot, dockless bike share program at no cost to the City. Dockless bike share does not require a docking station, which is an added expense. With the dockless systems, bicycles can be parked within a defined district or at a bike rack location in a park or along the sidewalk. Dockless bikes can be located and unlocked using a smartphone application, and is designed for short spontaneous trips.

An annual allocation is programmed in the five-year period to study and review other mobility options including:

- Pilot workforce shuttle program;
- Pilot shuttle program that is accessible for people with disabilities and senior citizens;
- Wayfinding program for shared-use paths.

As options and plans are finalized, cost estimates will be re-evaluated and funding changes may be needed for construction, equipment purchase, maintenance and operations.

AA191 Annual Allocation for Contingencies

Funds are allocated for change orders related to projects that are carried over from one year to the next, or minor projects that were unanticipated.

ES142 Annual Allocation for Sewer Extensions

This is an allocation that is programmed in each of the next five years to provide funding for sanitary sewer extensions to areas that do not currently have access to the public sanitary sewer system. The design and construction of extensions will be prioritized, programmed, and implemented in accordance with the Public Water Utility and Sanitary Sewer Utility Extensions to Existing Developed Property Policy adopted by Dublin City Council on December 7, 2015.

5-Facilities

CITY OF DUBLIN
CAPITAL IMPROVEMENT PROJECTS
2019-2023

(MUNIS) PROJECT NO.	DESCRIPTION	PRIOR YEARS ($000)	2018	2019	2020	2021	2022	2023	TOTAL 2019-2023 ($000)	BEYOND 2023 ($000)	TOTAL TO BE BUDGETED
	CITY FACILITIES										
CAPITAL MAINTENANCE											
	City-Wide										
AB191	Building Maintenance/Renovations	0	905	680	730	545	545	1,380	3,880	140	4,020
NEW	DCRC - Replacement Chiller Units (2)	0	0	0	410	0	0	0	410	0	410
7/31/2018	**TOTAL**	**0**	**905**	**680**	**1,140**	**545**	**545**	**1,380**	**4,290**	**140**	**4,430**
CAPITAL ENHANCEMENTS / NEW CAPITAL INFRASTRUCTURE											
	Fleet										
AB174	Salt Barns (2)	0	80	0	0	0	0	0	0	1,000	1,000
	Justice Center										
AB061	Covered Parking	0	0	0	0	0	0	0	0	1,800	1,800
	Dublin Community Recreation Center (DCRC)										
AB173	Pool Tile Replacement/Enhancement	0	0	0	0	0	0	0	0	240	240
	New City Hall (Dublin Civic Campus)										
NEW	City Hall FF&E	0	0	750	0	0	0	0	750	0	750
NEW	Council Chambers	0	0	300	3,000	0	0	0	3,300	0	3,300
7/31/2018	**TOTAL**	**0**	**80**	**1,050**	**3,000**	**0**	**0**	**0**	**4,050**	**3,040**	**7,090**
2019-2023	**TOTAL - CITY FACILITIES**	**0**	**985**	**1,730**	**4,140**	**545**	**545**	**1,380**	**8,340**	**3,180**	**11,520**
2018-2022	**TOTAL - CITY FACILITIES**	0	985	1,740	380	440	600	n/a			
	$$ Difference	0	0	(10)	3,760	105	(55)	n/a			
	% Difference	0.0%	0.0%	-0.6%	989.5%	23.9%	-9.2%	n/a			

- Projected increase
- Projected decrease
- New project
- Shift in project year

City of Dublin

2019 - 2023 Capital Improvements Program

FACILITIES
CAPITAL MAINTENANCE

Note: The Capital Improvement Tax Fund is the source of funding for all of the facility projects unless otherwise noted.

AB181 **Building Maintenance/Renovations**
The amount requested for **2019** projects is broken down as follows:

Location	Description	Amount
City Hall & Annex	Replace heat pumps (6 total).	27,000
	Renovate 2nd Floor Restroom.	35,000
Fleet Building	Replace one overhead door in vehicle wash bay.	45,000
	CNG – priority panel with cold weather package.	43,000
Justice Center	Replace two small rubber roofs.	100,000
	Additional cooling for 911 tech closet (EOC Radio Room).	25,000
Parks	Replace pavilion roof in Coffman Park.	25,000
	Renovations/repairs for Coffman Park (i.e. restroom exterior staining, fireplace repairs in Coffman pavilion).	30,000
	Roof and gutter repair – 6665 Shier Rings Road (Golf Club).	25,000
	Demolish 6716 Dublin Road house (Margaroli).	40,000
Recreation Center (DCRC)	Replace AON roof top units and update automated logic controls.	55,000
	LED lighting retrofits.	25,000
	Replace worn carpet.	50,000
	Replace worn wooden doors.	30,000
Various Citywide Maintenance and Renovations	Small in-house renovations.	25,000
	HVAC and pump replacements.	25,000
	Carpet and other flooring replacements.	45,000

City of Dublin

2019 - 2023 Capital Improvements Program

Location	Description	Amount
Various Citywide Maintenance and Renovations (continued)	Painting and patching walls as needed.	30,000
Total (2019)		**$680,000**

(Amounts funded in the five-year program are based on cost estimates for projects to be completed by year.)

NEW **DCRC – Replacement Chiller Units**

Funding for this project provides for the replacement of two Trane chillers that provide cooling for the recreation facility that comprises the original DCRC Phase 1 footprint. The DCRC's chiller plant has been in operation for 22 years. According to the American Society of Heating, Refrigeration and Air Conditioning Engineers (ASHRAE), the life expectancy of this type of chiller is 20 to 23 years. The chillers at the DCRC are nearing the end of their life expectancy. The chillers are the only source of cooling for DCRC phase 1. This includes four air handlers that add cooling to the main entrance, the weight rooms, gym, leisure pool and lap pool as well as the wee folks, administration and check-in desk. The chillers are also tasked with dehumidification. If one of the chillers fails, the facility would be overcome with moisture from the pools and condensation would collect on ceiling tiles, ductwork and insulation on hot days.

Funding for the replacement chiller units is programmed in 2020.

City of Dublin

2019 - 2023 Capital Improvements Program

FACILITIES
CAPITAL ENHANCEMENTS / NEW CAPITAL INFRASTRUCTURE

AB174 Salt Barns

Construction is reflected beyond the five-year program period as small repairs are made to the current structures. The barns are monitored for maintenance, and the project will be re-evaluated as necessary.

Funding for this project will be through issuance of debt.

AB061 Justice Center

Major renovations to the Justice Center including a two story addition and an expansion of the Communications (Dispatch) area were completed in late 2016. Expansion was necessary to support the growth of the City and for providing dispatching services to other entities. The cost of this expansion will be taken into consideration when determining the rates charged to participating entities for dispatching services.

The amount shown beyond the five-year program period is for a potential carport project to shelter patrol vehicles.

AB173 Dublin Community Recreation Center (DCRC)

Funds programmed beyond the five-year program period is for pool tile replacement to replace the original wall tile with tile that matches the current color palette for the overall building. This will improve the overall aesthetics of the leisure and lap pools.

This project will require the pools to be closed for a period of time beyond the normal 10-day shutdown. Delaying the project will give staff sufficient time to give public notice about the pool closure, and make any alternate plans as necessary.

Due to the cosmetic nature of this project, the work is reflected beyond the five-year program period and will be re-evaluated as funds become available.

New City Hall (Dublin Civic Campus)

In January 2018 (Ordinance #1-18), the City purchased the Delta Energy Building at 5555 Perimeter Drive to provide for a new civic complex. The property encompasses more than 2.5 acres. This acquisition provides a unique opportunity for the City to pursue the realization of the City's 1997 and 2007 Community Plan for the area of Coffman Park and adjacent property to serve as

City of Dublin

2019 - 2023 Capital Improvements Program

Dublin's civic/government center while consolidating City operations. Plans include the relocation and consolidation of City staff from the current City Hall building (Emerald Parkway) and the 5800 Building to the new building, over time. Space needs analysis and site development options are currently being reviewed to determine a master plan for the building to provide for programmatic needs of the space. The current City Hall building will be re-purposed, possibly for use by recreation staff.

The long-term vision for the new site is to create a municipal complex. This includes the potential construction of an additional building(s) on City-owned land adjacent to the Justice Center.

NEW **City Hall FF&E**

Funding is provided for the FF&E (furniture, fixtures and equipment) for the relocation of staff to the building at 5555 Perimeter Drive. This includes items that have no permanent connection to the structure of the building such as furniture and workstations, and other miscellaneous office appurtenances.

Funding is programmed for this project in 2019.

NEW **Council Chambers**

Funding provides for the design and construction of a building addition to the existing building to accommodate a new Council Chambers, related offices, and additional meeting spaces. This is planned to serve as a central location in the community that is convenient and easily accessible for residents and visitors.

Funding is programmed in 2019 for design of this project, with construction programmed in 2020. Costs for the project will be partially off-set by the sale of the 5800 Building.

6-Fleet

CITY OF DUBLIN
CAPITAL IMPROVEMENT PROJECTS
2019-2023

(MUNIS) PROJECT NO.	DESCRIPTION	PRIOR YEARS ($000)	2018	2019	2020	2021	2022	2023	TOTAL 2019-2023 ($000)	BEYOND 2023 ($000)	TOTAL TO BE BUDGETED
	CITY-WIDE FLEET										
CAPITAL MAINTENANCE											
AV191	Replacement Vehicles	0	1,000	1,300	820	1,065	990	1,010	5,185	0	5,185
AV193	Replacement Equipment	0	505	265	285	425	260	135	1,370	0	1,370
7/31/2018	**TOTAL**	**0**	**1,505**	**1,565**	**1,105**	**1,490**	**1,250**	**1,145**	**6,555**	**0**	**6,555**
NEW CAPITAL ASSETS											
AV191	New Vehicles	0	75	115	75	0	0	0	190	0	190
AV193	New Equipment	0	105	0	40	0	0	0	40	0	40
7/31/2018	**TOTAL**	**0**	**180**	**115**	**115**	**0**	**0**	**0**	**230**	**0**	**230**
2019-2023	**TOTAL - CITY-WIDE FLEET**	**0**	**1,685**	**1,680**	**1,220**	**1,490**	**1,250**	**1,145**	**6,785**	**0**	**6,785**
2018-2022	**TOTAL - CITY-WIDE FLEET**	0	1,685	1,650	1,470	1,095	1,300	n/a			
	$$ Difference	0	0	30	(250)	395	(50)	n/a			
	% Difference	0.0%	0.0%	1.8%	-17.0%	36.1%	-3.8%	n/a			

- Projected increase
- Projected decrease
- New project
- Shift in project year

City of Dublin

2019 - 2023 Capital Improvements Program

FLEET MANAGEMENT PROGRAM
CAPITAL MAINTENANCE AND NEW CAPITAL ASSETS

Note: The Capital Improvement Tax Fund is the source of funding for all of the fleet projects unless otherwise noted.

AV191 Vehicle Replacements and New Vehicles

The Fleet Management Replacement Policy was implemented to provide replacement cycles for vehicles and equipment that ensures the ongoing reliability and safety of the City's fleet that is necessary to provide quality services. The program's goal is to provide efficient fleet and equipment, and to maximize the return to the City on vehicle disposal.

Vehicles are scheduled for replacement based on years of service and/or mileage. Based on additional evaluations of the City's fleet, some vehicles have been moved back based on low usage and condition. Final determination for replacement are made by the Fleet Manager based on a physical evaluation of the vehicle and a points system. The amount programmed for each department by year is listed below.

The City will continue to identify areas of reduction through the use of pool cars as well as savings through "right sizing" its fleet based on the need of the end user. Also, the City will continue to replace its vehicles, whenever appropriate, with compressed natural gas (CNG) and other alternative fuel vehicles to continue to work towards Council's goal of environmental sustainability.

Programming for replacement and new vehicles for the five year period is listed below:

Dept./Div.	2019	2020	2021	2022	2023
Replacement Vehicles:	$1,300,000	$820,000	$1,065,000	$990,000	$1,010,000
New Vehicles:					
Motor Pool	115,000	75,000	0	$0	$0
Total	**$1,415,000**	**$895,000**	**$1,065,000**	**$990,000**	**$1,010,000**

City of Dublin

2019 - 2023 Capital Improvements Program

AV193 Equipment Replacements and New Equipment

The equipment request for the five year period includes:

Dept./Div.	2019	2020	2021	2022	2023
Replacement Equipment	$265,000	$285,000	$425,000	$260,000	$135,000
New Equipment	0	40,000	0	0	0
Total Equipment	$265,000	$325,000	$425,000	$260,000	$135,000

A breakdown of 2019 equipment includes:

Parks Operations

Replace Bob Cat Skid Steer
Replace John Deere Tractor
Replace JD 270 Skid Steer
Replace Stump Grinder
Replace Lily Sprayer

Street & Utilities Operations

Replace Leaf Vacuum - Orange Pull-Behind

7-Parks

CITY OF DUBLIN
CAPITAL IMPROVEMENT PROJECTS
2019-2023

(MUNIS) PROJECT NO.	DESCRIPTION	PRIOR YEARS ($000)	2018	2019	2020	2021	2022	2023	TOTAL 2019-2023 ($000)	BEYOND 2023 ($000)	TOTAL TO BE BUDGETED
	PARKS & RECREATION										
CAPITAL MAINTENANCE											
AR191	Park Renovations / Rehabilitations	0	910	800	800	800	800	800	4,000	0	4,000
AB192	Public Art Maintenance	0	15	15	15	15	15	15	75	0	75
7/31/2018	**TOTAL**	**0**	**925**	**815**	**815**	**815**	**815**	**815**	**4,075**	**0**	**4,075**
CAPITAL ENHANCEMENTS / NEW CAPITAL INFRASTRUCTURE											
AG19B	Bike Rack Installation	0	25	25	25	25	25	25	125	0	125
GR121	Dublin Arts Council Site Renovations	283	350	35	0	400	0	0	435	725	1,160
GR113	IGS Park (TIF)	161	0	30	150	0	0	0	180	0	180
GR161	Barronsmore Mound (Ballantrae)	0	0	0	0	0	0	0	0	115	115
GR991	Darree Fields Development	6,554	290	0	0	0	0	0	0	1,215	1,215
GR993	Amberleigh Community Park	2,634	0	0	0	0	0	0	0	675	675
GR992	Coffman Park Expansion	5,720	425	350	225	0	0	0	575	190	765
GR114	Ferris-Wright Park (Holder-Wright Farm and Earthworks)	2,176	1,725	0	0	0	0	0	0	2,035	2,035
GR133	Riverside Crossing Park	7,782	1,100	10,625	4,200	2,900	0	0	17,725	8,400	26,125
GR163	Tuller Flats (TIF)	0	0	0	0	0	0	0	0	460	460
GR115	DCPN (North Pool) Renovations	795	100	1,150	6,000	0	0	0	7,150	6,000	13,150
GR171	DCPS (South Pool) Renovations	0	190	190	150	0	0	0	340	0	340
GR172	John Shields Parkway Greenway (TIF)	0	0	225	0	0	0	0	225	1,200	1,425
GR181	Grounds of Remembrance	0	650	0	0	0	0	0	0	0	0
GR182	ML "Red" Trabue	0	0	0	0	0	0	0	0	300	300
NEW	West Bridge Street/161 - Streetscape Enhancements	0	0	250	600	0	0	0	850	0	850
NEW	Emerald Parkway - Streetscape Enhancements	0	0	80	250	0	0	0	330	0	330
NEW	Golf Club of Dublin Enhancements (6665 Shier Rings Road)	0	0	20	0	0	0	0	20	0	20
7/31/2018	**TOTAL**	**26,105**	**4,855**	**12,980**	**11,600**	**3,325**	**25**	**25**	**27,955**	**21,315**	**49,270**
2019-2023	**TOTAL - PARKS & RECREATION**	**26,105**	**5,780**	**13,795**	**12,415**	**4,140**	**840**	**840**	**32,030**	**21,315**	**53,345**

2018-2022	**TOTAL - PARKS & RECREATION**	0	3,570	12,540	6,505	7,340	840	n/a
	$$ Difference	(26,105)	2,210	1,255	5,910	(3,200)	0	n/a
	% Difference	0.0%	61.9%	10.0%	90.9%	-43.6%	0.0%	n/a

- Projected increase
- Projected decrease
- New project
- Shift in project year

City of Dublin

2019 - 2023 Capital Improvements Program

PARKS
CAPITAL MAINTENANCE

Note: The Capital Improvement Tax Fund is the source of funding for all of the parks projects unless otherwise noted.

AR191 **Park Renovations / Rehabilitations**

Funding is programmed for renovation/ improvements to various existing parks. The maintenance and rehabilitation of the City's parks is an important part of the Parks CIP.

The following renovations and improvements are programmed in **2019**:

Location	Description	Amount
Avery Park	North entrance flower bed walls repair	$50,000
Balgriffin Park	Frisbee course concrete tee pad installation	10,000
Donegal Cliffs Park / Trinity Park / Monterey Park	Basketball court resurfacing	60,000
Cemetery - Columbarium	Plaza construction	30,000
Darree Fields	Baseball netting installation along fields 11 & 13 (prevent balls from reaching parking lot area)	25,000
	Shade structure replacements - fields 13,14, & 15 (replacement of degrading fabric with metal-type structure)	120,000
Kaltenbach Park	Outdoor Exercise Equipment Replacement	80,000
Wyndham Park / Killilea Park / Westbury Park / Brighton Commons Park	Playground equipment replacements (structures have exceeded their life cycle or replacement parts are not available for the equipment)	300,000
Scioto Park	Stone retaining wall repairs/replacement (west side by parking lot)	60,000
Skate Park	Lightning prediction system expansion	10,000
Monterey Park / Donegal Cliffs Park	Tennis court resurfacing	80,000
Total Requested		**$825,000**
Budget Adjustment		**(25,000)**
Total Budgeted		**$800,000**

City of Dublin

2019 - 2023 Capital Improvements Program

AB192 **Public Art Maintenance**

This project provides for funding an annual allocation for performance of on-going maintenance, repairs and restoration of public art work owned by the City. Like all other infrastructure, the City's artwork is in need of routine maintenance, occasional repairs, and full restoration to prolong its life.

This project will be funded by the Hotel/Motel Tax Fund.

City of Dublin

2019 - 2023 Capital Improvements Program

PARKS
CAPITAL ENHANCEMENTS / NEW CAPITAL INFRASTRUCTURE

AG19B Bike Rack Installation

Funding provides for an annual allocation for bike racks throughout the City. City staff, as well as the Bicycle Advisory Task Force (BATF), identified the need for additional bike racks as a result of the increased use of bicycles. Installations are on-going. Racks will consist of a mix of standard, custom and functional sculpture bike racks based on location and need.

GR121 Dublin Arts Council Site Renovations

Funding reflected in 2019 and 2021 provides for constructing overflow parking, site grading and terracing at the rear of the building, and retaining walls. Terracing at the rear of the building will allow for better programming opportunities; overflow parking (reinforced turf) protects the grounds.

Project design is programmed in 2019, with construction in 2021. Funding for this project will be through the Hotel/Motel Tax Fund.

GR113 IGS Park

This project will provide a park area adjacent to commercial areas (Interstate Gas Supply – IGS). The land for the park was provided by IGS Energy per the Economic Development Agreement with the City. Funds in 2019 and 2020 are for a second internal bridge connecting IGS to the park, and providing for a picnic grove once their building expansion has been completed. These amenities will provide a park area for daytime residents to walk and picnic.

The funding source for this project will be the Thomas/Kohler TIF.

GR161 Barronsmore Mound (Ballantrae)

This project is reflected beyond the five-year program period, and will be reconsidered as funds become available. The project plans includes walking paths, plaza, bike racks, benches, and adding electricity.

GR991 Darree Fields Park

Darree Fields Park is located on Cosgray Road and includes over 150 acres developed in accordance with the Park's Master Plan. Amenities include ball diamonds, playgrounds, public art, restrooms, nature areas, shelters, soccer fields, and volleyball areas. Funding reflected beyond the five-year period provides for the completion of the Park Master Plan at a later date. Plans include additional ball fields with associated walks, parking lot, site furnishings and associated landscaping.

City of Dublin

2019 - 2023 Capital Improvements Program

GR993 Amberleigh Community Park

The City acquired approximately 12 acres of riverfront property in 1997 and, as part of the Amberleigh North residential development, the developer dedicated approximately 11 acres of riverfront property to the City. The two tracts of land combine to provide a community scale park along the Scioto River providing river access.

Funding reflected beyond the five-year program period provides for the completion of the Park's Master Plan and includes design of a half basketball court with fence, hard court play area, shelter, parking lot and boardwalk/pier.

GR992 Coffman Park Expansion

City Council adopted a policy to acquire the properties along Post Road from 6124 Post Road east to existing Coffman Park to create a scenic "central" park for the City. The Coffman Park Expansion Plan Task Force (the Task Force) was created by City Council in 2002 to assist with this project. The Task Force considered a wide range of optional park expansion ideas and formulated and compiled its recommendations and concept plans into the Coffman Park Expansion Task Force Report. The Task Force Report was reviewed and adopted by City Council on November 3, 2003.

The final property identified to expand Coffman Park was acquired in early 2009. The funding programmed in 2010 provided for an analysis of potential phasing of the elements identified in the Task Force Report and preliminary cost estimates. This information was necessary to evaluate the timing and amount of funding needed to begin future development. In 2010, staff revisited the plan for Coffman Park to verify original assumptions and update it for current conditions.

Funding programmed in 2019 provides for construction of permanent WiFi and path lighting, with outlets for the various festivals that take place in the park. This will allow for vendors to access set hook-ups and will provide more reliable power. Funding programmed in 2020 is to construct two basketball courts, court lighting, and provides for demolition of the existing courts on the east side of the park. Funding reflected beyond the five-year program period is for an update the Master Park Plan for the western side of the park near the area where the old Nyrop House once stood. The plan will re-envision this area of the park, and the amenities that fit the changing needs of the users. Construction of those amenities will be programmed once the plan is completed and approved.

GR114 Ferris-Wright Park (Holder-Wright Farm and Earthworks)

This park is situated on an important archeological and historical site on Bright Road. The plan for Holder-Wright Park is to preserve and showcase the ancient earthworks, farm house and natural features that are a significant part of Dublin's history.

City of Dublin

2019 - 2023 Capital Improvements Program

These prehistoric Hopewellian burial mounds and earthworks are considered to be one of the best examples of prehistoric community centers in the state. The other significant feature of the site is the Holder-Wright farmhouse. The farmhouse is one of the few remaining examples in central Ohio of architecture from the early 1800s. Together these unique cultural resources provided a terrific interpretive and educational opportunity for residents and visitors.

Park amenities include a restroom facility, parking lot with entry drive, utility extension, small pedestrian bridge, trail to visitor orientation center (old farmhouse), shared-use path from Emerald Parkway to parking lot, and internal compacted gravel pedestrian paths. Artifact display cases, artifact replications, and educational materials are also programmed.

CT Consultants was commissioned by the City to provide the master planning for the park. Completion of the final phase of master plan construction is shown beyond the five-year program period. It includes funds for design of future restoration of earthworks, interpretive signage and outdoor demonstration garden, shelter, overhead utility burial, and driveway removal.

GR133 Riverside Crossing Park

First conceived in the Scioto River Corridor Framework Plan, and most recently affirmed

City of Dublin

2019 - 2023 Capital Improvements Program

in the May 23, 2016 City Council approval of the Scioto Riverside Park Master Plan, this project provides for the construction of a new central park on both sides of the Scioto River adjacent to Dublin's historic core. The architect/planning firm contracted for the project is MKSK.

The park will ultimately link to other regional parks and recreational systems through potential bicycle/pedestrian facilities, and canoe/kayak access points. The two sides of the park will be linked by a pedestrian-bicycle bridge, with public plazas providing access to restaurants, shops, a new library, and the broader mix of destinations east and west. The park along the west side of the Scioto River is more than 19 acres envisioned as a naturalized area with connections to the Indian Run greenway, water access, and trail systems. The 16 acre park along the east side will feature more active areas to allow for assembly space, restroom/pavilion, extensive paths and landscaping, site lighting and river overlooks.

In addition to fiscal considerations, timing of the planned river park improvements are being driven in part by the implementation of the park's most iconic feature, the pedestrian bridge crossing the Scioto River through this park. Capital programming prioritization is centered on the implementation of the pedestrian bridge as well as the construction of the plazas associated with the landing areas providing access to that bridge itself.

Funding programmed in 2019 is for construction of east park upper plaza and lower plazas and west plaza site improvements. The future pedestrian bridge landing plaza on the east side of the River will include a large gathering space, pavilion with comfort stations, providing opportunities for a variety of programmed activities.

Funding programmed in 2020 includes funding for west plaza site improvements and the east park open space and events lawn. Also included is retaining walls and stairs along riverside Drive.

Funding programmed in 2021 includes west park path improvements, site stabilization and site restoration.

City of Dublin

2019 - 2023 Capital Improvements Program

City of Dublin

2019 - 2023 Capital Improvements Program

Funds reflected beyond the five-year program period includes funding on the west side of the river that includes extension of Dublin Spring Park north to the Indian Run Creek, a network of nature trails, a small 10-20 car parking lot, canoe launch, pedestrian foot bridges, boardwalk, site amenities and landscaping. Also included beyond 2023 is programming for the design and construction of the east landing of the John Shields Parkway (JSP) Bridge that includes climbing walls (both natural and artificial), paths down to, and along the river on the east side. The John Shields Parkway Bridge-related park improvements are contingent on the capital programming and construction of the bridge.

This project will be funded through general obligation debt that will be issued. Advances from the General Fund will be made in the meantime (if needed) to meet expenditures. The advances will be repaid with the bond proceeds.

GR163 **Tuller Flats Park**

This project is to design and develop a highly visible park area surrounded by multi-family housing on John Shields Parkway. Park amenities are yet to be determined, but aesthetics will be highly important. The funding source for this project will be the Tuller TIF. Funding is currently not programmed in the five-year period. Programming of the

City of Dublin

2019 - 2023 Capital Improvements Program

project will be driven by development (phase 2 Tuller Flats TIF revenue).

GR115 Dublin Community Pool North Renovation (DCPN)

This project provides for the demolition and re-build of the DCPN. The facility is nearly 30 years old and over the last several years the condition of DCPN has continued to deteriorate. The main pool shell is losing its structural integrity; each year large sections of concrete are removed and patched to prevent leaks, tripping and safety hazards. Patching is a temporary solution and loose aggregate is often visible during the operating season. This renovation will provide opportunity to update the facility to meet current industry standards; such as zero depth entry. The main bathhouse, which includes the front desk and staff offices, is outdated and the configuration no longer meets the needs of the facility.

A site survey is currently underway by MSA Architects. The funding programmed in 2019 will fund the design, with construction programmed in 2020. The facility will be designed with the option of adding an enclosure in future years. The amount reflected beyond 2023 is for the enclosure project which will be completed as funding becomes available.

Funding for this project will be through debt issuance.

GR171 Dublin Community Pool South Renovation (DCPS)

During recent repairs to the joints in the pool, hollow spots were found in the Diamond Brite surface that will eventually cause the surface to crack and break-off (exposing the concrete underneath).

Funding in 2019 provides for repair/replacement of the Diamond Brite pool surface in the lap pool, and replacement of the fabric shade arbors with a solid roof. Funding in 2020 includes funding for the repair/replacement of the Diamond Brite pool surface in the leisure pool.

GR172 John Shields Parkway Greenway

This project provides for the construction of a highly visible greenway area from Riverside Drive to Village Parkway. Currently, the greenway project is reflected beyond the five-year program period. Construction funding assumes, and is contingent on Phase 2 Tuller Flats TIF revenue.

However, funding has been programmed in 2019 to provide for the re-work of the streetscape planting beds to replace the perennial plants and provide four season plantings for a uniform treatment to the rest of Bridge Street.

City of Dublin

2019 - 2023 Capital Improvements Program

GR181 Grounds of Remembrance (Buffer)

The Grounds of Remembrance in Dublin Veterans Park is a place for reflection and tribute to recognize those who have served in the armed forces. This project provides funding in mid-2018 to install a reserve area on the south side of the Grounds of Remembrance (north side of the Library and Rock Cress Parkway) to preserve the serenity and relative seclusion of the area as the adjacent Library property re-develops. The project plan includes a retaining wall and plantings to provide a buffer area for the park while keeping with the original intent of the artistry of the site. Turner Construction has been contracted for this project.

GR182 ML "Red" Trabue Park

This project provides for the addition of an arbor and paved standing area (rentable event venue), and a restroom facility.

Funding for these amenities is reflected beyond the five-year program period.

NEW West Bridge Street / SR 161 – Streetscape Enhancements

This project provides for the streetscape enhancement of one of the major gateways into the City of Dublin spanning West Bridge Street/SR 161 from the 270/33 interchange to Franklin Street.

Funding programmed in 2019 provides for the construction of additional free-standing stone walls and plantings along the corridor. Funding in 2020 provides for the design and construction of the Dublin plaza frontage portion of the corridor including pedestrian walkways, retaining walls, and landscaping. Work in portions of the right-of-way will require approvals from ODOT.

NEW Emerald Parkway – Streetscape Enhancements

This project provides for the streetscape enhancement along portions of Emerald Parkway. Funding in 2019 is provided to re-work tree plantings on Emerald Parkway phase 8, from Hard Road and Riverside Drive.

Funding in 2020 provides for streetscape enhancements along Emerald Parkway from Rings Road north to Post Road. These enhancements will include the replacement of some of the current plantings with color and texture that will enhance the visual aesthetics of the street's character throughout the year.

NEW Golf Club of Dublin Enhancements

This project provides funding in 2019 for condition assessment, and minor maintenance needed for the historic home located on the Golf Club of Dublin site at 6665 Shier Rings Road.

8-Police

CITY OF DUBLIN
CAPITAL IMPROVEMENT PROJECTS
2019-2023

(MUNIS) PROJECT NO.	DESCRIPTION	PRIOR YEARS ($000)	2018	2019	2020	2021	2022	2023	TOTAL 2019-2023 ($000)	BEYOND 2023 ($000)	TOTAL TO BE BUDGETED
	POLICE										
CAPITAL MAINTENANCE											
PP083	Replacement Lasers	53	10	10	0	0	0	0	10	0	10
PP084	Replacement Radars	76	10	10	0	0	0	0	10	0	10
PP168	Delaware Tactical Unit (DTU) Equipment	18	0	0	0	20	0	0	20	0	20
PP171	Walkie Upgrades	0	150	150	150	0	0	0	300	0	300
PP181	Replacement Bicycles	0	0	20	0	0	0	0	20	0	20
PP183	Replacement/Upgrade Tasers	117	0	175	0	0	0	0	175	0	175
NEW	Replacement Datamasters	0	0	25	0	0	0	0	25	0	25
NEW	Replacement Ballistic Shields	0	0	0	0	0	0	35	35	0	35
NEW	Replacement Speed Trailers	0	0	0	0	0	0	25	25	0	25
7/31/2018	**TOTAL**	**264**	**170**	**390**	**150**	**20**	**0**	**60**	**620**	**0**	**620**
CAPITAL ENHANCEMENTS / NEW CAPITAL INFRASTRUCTURE											
PP132	Automatic License Plate Readers	315	0	120	0	0	0	0	120	0	120
NEW	Consoles for Radio Room (additional)	0	0	0	270	0	0	0	270	0	270
NEW	EOC Room Enhancements	0	0	25	0	0	0	0	25	0	25
NEW	Unmanned Aerial Vehicle (UAV)	0	0	20	0	0	0	0	20	0	20
NEW	Body Cameras & Mobile Video Systems	0	0	340	0	0	0	0	340	0	340
NEW	Drug Disposal Incinerator	0	0	0	0	45	0	0	45	0	45
7/31/2018	**TOTAL**	**315**	**0**	**505**	**270**	**45**	**0**	**0**	**820**	**0**	**820**
2019-2023	**TOTAL - POLICE**	**579**	**170**	**895**	**420**	**65**	**0**	**60**	**1,440**	**0**	**1,440**
2018-2022	**TOTAL - POLICE**	0	170	370	210	80	0	n/a			
	$$ Difference	0	0	525	210	(15)	0	n/a			
	% Difference	0.0%	0.0%	141.9%	100.0%	-18.8%	0.0%	n/a			

- Projected increase
- Projected decrease
- New project
- Shift in project year

City of Dublin

2019 - 2023 Capital Improvements Program

POLICE
CAPITAL MAINTENANCE

Note: The Capital Improvement Tax Fund is the source of funding for all of the Police projects unless otherwise noted.

PP083 Replacement Lasers

Funds are programmed in 2019 to replace aging traffic lasers. Traffic lasers are used by patrol officers to assist them with their traffic enforcement duties. Based on their life expectancy and to maintain current technology of speed detection equipment, lasers are on a 10 year replacement cycle.

PP084 Replacement Radars

Funds are programmed in 2019 to replace aging radars. Front line police vehicles are equipped with traffic radars to assist patrol officers with traffic enforcement duties. Radars are on a 10 year replacement cycle based on the life expectancy of the equipment, and in order to maintain current technology of speed detection equipment.

PP168 DTU Equipment

Funds are programmed in 2021 to provide for equipment necessary to support additional Dublin officers operating with the Delaware Tactical Unit (DTU). The City currently has two (2) Dublin Police Department members on the team. The equipment is necessary to ensure the safety and efficiency of the officers during high-risk operations such as barricades, hostage situations, and working high-risk search warrants. The effectiveness of the Community Impact Unit (CIU) has increased the need for additional tactical teams. As the largest agency represented in the partnership, the City would like to increase its proportional participation in the DTU.

PP171 Walkie Upgrades

Funding is programmed annually in 2018 through 2020 for an upgrade and replacement of portable radios (walkies) for the Police Department. The current portable radios carried by law enforcement staff were purchased in 2007, 2008 and 2009 and are coming to "end of life". The current models are no longer manufactured or sold by Motorola and will go to "best possible" support starting in 2018. Funding will allow for the purchase of a total of 85 new portable radios (2018-2020) that will be capable of operating on multiple bands and systems. It is anticipated that some of the replaced radios will be kept as spares for parts and non-front line use. Others will

City of Dublin

2019 - 2023 Capital Improvements Program

be traded in for credit or sold to non-public safety agencies for use.

PP181 Replacement Bicycles

This project provides funding for the purchase of police outfitted bicycles for the Police Bike Unit to replace several which are beyond the recommended replacement cycle. The International Police Manual Mountain Bike Association recommends replacing bikes every 7 years. The Police Bike Unit is used for parades, special events, and routine patrol functions. Police bikes have lighter frames in order to carry or lift them over obstacles such as stairs and curbs. They are also subject to more wear-and-tear due to how they are utilized during firearms and suspect contact/apprehension. Currently, 13 of the bicycles in Dublin's fleet are over the 7 year replacement recommendation.

Funding is programmed for this project in 2019.

PP183 Replacement/Upgrade Tasers

Dublin police officers have carried tasers since 2007. These tools have become the primary less-lethal weapon used, and every officer carries one. The department anticipates the need to replace every taser in its inventory in 2019. Originally the useful life of the tasers was estimated to be 10 – 13 years. However, the Police department has seen an increasing number of failures with the equipment. Additionally, at the end of 2018, Taser International will not service the existing equipment.

Funding for the upgrade is programmed in 2019.

NEW Replacement Datamasters

Funding provided in 2019 is for replacement of the existing breath alcohol testing equipment and the purchase of a spare so that there is no down-time if a unit needs to be repaired or re-calibrated. When a Datamaster fails, it takes up to a month to be serviced. The City's current machines are approximately 20 years old, and frequently go out of service. The current service contract for repairs expires in 2019.

NEW Replacement Ballistic Shields

Funding is programmed in 2023 for the replacement of existing ballistic shields that have a 5 - 7 year useful life. Ballistic shields are kept in the City's cruisers for deployment during an emergency response. The shields will meet their useful life in 2023 and will need replacement.

City of Dublin

2019 - 2023 Capital Improvements Program

NEW Replacement Speed Trailers

Funding programmed in 2023 is to provide a speed trailer. The City has a continued need for responding to traffic issues. The Police department currently have four trailers which are over 10 years old. These trailers have on-going maintenance issues. The current trailers are still serviceable, but are expected to need replacement in 2023.

City of Dublin

2019 - 2023 Capital Improvements Program

POLICE
CAPITAL ENHANCEMENTS / NEW CAPITAL INFRASTRUCTURE

PP132 Automatic License Plate Readers (ALPR)

Funds programmed in 2019 provides for the additional purchase of automatic license plate readers for police cruisers. This has been a phased project since 2014. The funding in 2019 will allow for installment of ALPR's in all remaining font-line vehicles. The life cycle for these items is anticipated to be 10 years.

License plate readers are an automated tool installed on police cruisers that read license plates and compare them to a database of wanted and missing persons, amber alerts, stolen vehicles and homeland security alerts and notify the officer anytime there is a match. These systems can scan as many as 10,000 plates per hour and greatly increase the possibility an alert will be found. The funding proposed is to phase in the system and install the units on select cruisers as they are changed out. Staff will also be working to partner with other law enforcement agencies in the area to share the system and thus share the costs.

NEW Consoles for EOC Radio Room

Funding programmed in 2020 will provide for the addition of 2 new console work stations in the Police Communication Centers (aka Emergency Operations Center). With the current staffing, and anticipated additional staffing in the next two years, it will be necessary to add the two new consoles. These consoles will allow additional personnel to work in order to raise the minimum staffing during busy shifts.

NEW EOC Room Enhancements

Funding programmed in 2019 provides for enhancements to the Police radio room. Enhancements include overhead speakers, projectors and TV equipment replacement. These items were unexpectedly removed during the recent renovation due to code compliance issues. There will be a coordinated effort between the City's IT Department and the Police Department in replacing these items.

NEW Unmanned Aerial Vehicle (UAV)

Funding programmed in 2019 provides for an unmanned aerial vehicle (UAV) which is equipment necessary to conduct high risk surveillance and search and rescue for the Police Department. UAV's are quickly becoming common place in the area of law enforcement across the country. This tool will allow officers to observe crime scenes, hazardous materials, and other vulnerable areas from the safety of a remote location.

9-Sanitary Sewer

CITY OF DUBLIN
CAPITAL IMPROVEMENT PROJECTS
2019-2023

(MUNIS) PROJECT NO.	DESCRIPTION	PRIOR YEARS ($000)	2018	2019	2020	2021	2022	2023	TOTAL 2019-2023 ($000)	BEYOND 2023 ($000)	TOTAL TO BE BUDGETED
	UTILITIES - SANITARY SEWER SYSTEM										
CAPITAL MAINTENANCE											
ES071	Sewer Lining and Repair	0	1,500	0	1,500	0	1,500	0	3,000	1,500	4,500
ES191	Annual Sanitary Sewer Maintenance Program	0	225	225	250	250	250	250	1,225	250	1,475
ES122	Manhole Rehabilitations	0	0	300	0	300	0	300	900	300	1,200
7/31/2018	**TOTAL**	**0**	**1,725**	**525**	**1,750**	**550**	**1,750**	**550**	**5,125**	**2,050**	**7,175**
CAPITAL ENHANCEMENTS / NEW CAPITAL INFRASTRUCTURE											
ES174	Sewer Line Extensions - Areas 4A, 10C & 10D	0	225	655	0	0	0	0	655	0	655
ES175	Sewer Line Extensions - Areas 3A, 3B, 3C, 8A & 15	0	0	805	0	3,055	0	0	3,860	0	3,860
ES176	Sewer Line Extensions - Areas 2A, 2B & 2C	0	0	0	540	0	2,075	0	2,615	0	2,615
ES177	Sewer Line Extensions - Areas 8B & 8C	0	0	0	0	125	0	365	490	650	1,140
ES179	Deer Run Sewer Upsizing, group #1	0	415	80	2,920	0	0	0	3,000	0	3,000
ES178	Deer Run Sewer Upsizing, group #2	0	0	225	55	1,500	0	0	1,780	0	1,780
ES17A	Deer Run Sewer Upsizing - Dumfries Court	0	0	1,610	0	0	0	0	1,610	0	1,610
NEW	Sewer Line Extensions - Area 10A	0	0	0	0	0	0	220	220	875	1,095
NEW	Sewer Line Extensions - Area 9 & 10B	0	0	0	0	0	225	0	225	835	1,060
7/31/2018	**TOTAL**	**0**	**640**	**3,375**	**3,515**	**4,680**	**2,300**	**585**	**14,455**	**2,360**	**16,815**
2019-2023	**TOTAL - SANITARY SEWERS**	**0**	**2,365**	**3,900**	**5,265**	**5,230**	**4,050**	**1,135**	**19,580**	**4,410**	**23,990**
2018-2022	**TOTAL - SANITARY SEWERS**	852	3,935	2,425	7,690	4,065	2,095	n/a			
	$$ Difference	852	(1,570)	1,475	(2,425)	1,165	1,955	n/a			
	% Difference	0.0%	-39.9%	60.8%	-31.5%	28.7%	93.3%	n/a			

- Projected increase
- Projected decrease
- New project
- Shift in project year

City of Dublin

2019 - 2023 Capital Improvements Program

UTILITIES - SANITARY SEWER SYSTEM
CAPITAL MAINTENANCE

ES071 Sewer Lining and Repair

The funds allocated will allow for the repair and lining of the sanitary sewer lines in Dublin. The lining of the City's clay & concrete pipe will reduce inflow and infiltration (I and I) of water in the sanitary sewer system. Sewer lining repairs protect the integrity of the pipe system and reduces the amount of I and I entering the system via the main lines.

Funding programmed in 2020 is to continue the lining of the Deer Run and North Fork Indian Run sewer sheds comprising of nearly 32,410 linear feet of 8"-15" sanitary sewer, encompassing the following subdivision areas: Muirfield Village Sections 1, 23, and 36, Moors at Muirfield, Muirfield Greene, Lochslee Condominiums, Muirfield Square, Berkshire Commons, and Muirfield Association Office/ South Pool and River Forest.

Funding shown in years 2022 is provided to continue the work. Sanitary sewer mains will continue to be evaluated for lining beyond 2023. The funding source for this project will be from debt issuance.

ES181 Annual Sanitary Sewer Maintenance Program

Funding provides for an annual allocation to maintain and repair sanitary sewer infrastructure including raising manholes and various other issues identified during inspections.

ES122 Manhole Rehabilitations

This project provides for the repair of sanitary sewer manholes in accordance to the schedule needed to comply with the "Director's Final Findings and Orders" issued by the Ohio Environmental Protection Agency (OEPA). This project provides for repairs to the integrity of the manholes and reduces the amount of inflow and infiltration I and I entering the system via the main lines.

Funding is programmed on a bi-annual cycle in years 2019, 2021, 2023, and will continue beyond 2023. Funding for this project will be from the Sewer Fund.

City of Dublin

2019 - 2023 Capital Improvements Program

UTILITIES - SANITARY SEWER SYSTEM
CAPITAL ENHANCEMENTS / NEW CAPITAL INFRASTRUCTURE

Sanitary Sewer Line Extensions

This project will systematically provide access to the public water system based on the priorities of Council policy, inspection data, and evaluation provided by the Franklin County Board of Health.

These projects will provide funding to systematically provide access to areas of the City not currently on the public sanitary sewer system based on the priorities of City Council and in accordance with the Public Water Utility and Sanitary Sewer Utility Extensions to Existing Developed Property Policy as adopted by City Council on December 7, 2015. These projects will provide lift stations, force mains, and 8" & 10" public sanitary sewer utility extensions. These projects are funded from the Sewer Fund; however, an annual allocation from the General Fund will provide for partial funding, along with debt issuance.

ES174 Sewer Line Extensions – Areas 4A, 10C & 10D

Area 4A, 10C & 10D – Force main, lift stations and a proposed 8" sewer extension in the designated areas. Design and acquisition were programmed in 2018 with construction in 2019 with the Tuttle Crossing Blvd. and Avery Road Improvement Project. Forty one (41) parcels will receive access to sanitary sewer service with this project.

Locations: Area 4A - River Knolls Subdivision (11 parcels) and 7049–7575 Riverside Drive (8 parcels); Area 10C – 5300–5474 Dublin Road (12 parcels); Area 10D – 5480– 5680 Dublin Road (10 parcels).

ES175 Sewer Line Extensions – Areas 3A, 3B, 3C, 8A & 15

Area 3A, 3B, 3C, 8A & 15 – Force main, lift station and 8” and 10” sewer extensions. Design and acquisition are programmed in 2019 with construction planned in 2021. Eighty-three (108) parcels will receive access to sanitary sewer service with this project.

Locations: Area 3A – 7591–7871 Riverside Drive (16 parcels), 7690-7778 Riverside Drive (7 parcels); Area 3B – 7879-8015 Riverside Drive (13 parcels), 7960-8000 Riverside Drive (3 parcels), 4545 and 4575 Summit View Road; Area 3C - Woodlands 1 & 2, Drexel Hills Terrace (40 parcels); Area 8A – Avery Road/Cara Road/Cara Court (25 parcels); Area 15 – 7400-7422 Avery Road (2 parcels).

City of Dublin

2019 - 2023 Capital Improvements Program

ES176 Sewer Line Extensions – Areas 2A, 2B & 2C

Area 2A, 2B & 2C - Force main, lift station and 8" and 10" sewer extensions will be designed in 2020 and any acquisition necessary acquired, and constructed in 2022. One hundred and fifty-seven (157) parcels will receive sanitary sewer service. O'Shaughnessy Hills lot configuration does not represent typical lot service.

Locations: Area 2A – 4315-4501 Summit View Road (9 parcels) and 4555 Summit View Road, O'Shaughnessy Hills (17 parcels) and 4424-4500 Summit View Road (5 parcels) and Blank Lot; Area 2B - Laura Hills – 8159-8449 Riverside Drive (16 parcels); Area 2C – O'Shaughnessy Hills (108 parcels).

ES177 Sewer Line Extensions – Areas 8B & 8C

Construction for Area 8B & 8C is programmed for design and acquisition in 2021 and construction in 2023.

Locations: Area 8B - 8" sanitary sewer extension at rear property lines of Wilcox Road properties - North and South of Rings Road, Area 8C - 8" sanitary sewer extension in Old Wilcox Rd. from North of Tuttle Crossing Blvd. to Wilcox Road.

ES179 Deer Run Sanitary Sewer Upsizing, Group #1

As identified in the Deer Run Sewer Modeling Report, this project provides funding for the installation of a new pump station near MH#3902, west of Dublin Road between Reserve Drive and Glenaire Drive, and installation of a new 12" force main from MH#3902 along Dublin Road to MH#2772, near the 7118 Dublin Road property. There were previous sanitary sewer overflow (SSO) events that prompted the modeling efforts of the Deer Run Sewer shed leading to this proposed improvement. The June 20th, 2016 rainfall event which created SSO and water-in-basement (WIB) events further necessitates the need to perform this improvement in the Deer Run sewer shed.

Design was programmed in 2018, site acquisition in 2019 and construction in 2020.

ES178 Deer Run Sanitary Sewer Upsizing, Group #2

This project provides funding for the proposed upsizing of sanitary sewer pipe from 12" to 15" at Muirfield Court into Muirfield Village Golf Course, and another upsizing of sanitary sewer pipe from 15" to 18" along the rear properties between Dunblane Court and Crail Court. There were previous sanitary sewer overflow (SSO) events that prompted the modeling efforts of the Deer Run Sewer shed leading to this proposed improvement. The June 20th, 2016 rainfall event which created SSO and

City of Dublin

2019 - 2023 Capital Improvements Program

water-in-basement (WIB) events further necessitates the need to perform this improvement in the Deer Run sewer shed.

Design is programmed in 2019, site acquisition in 2020, and construction in 2021.

ES17A Deer Run Sanitary Sewer Upsizing – Dumfries Court

This project provides funding for Installation of a sanitary sewer and a separate pump station and force main in Dumfries Court east (Carnoustie Drive area). There were previous sanitary sewer overflow (SSO) events that prompted the modeling efforts of the Deer Run Sewer shed leading to this proposed improvement. The June 20th, 2016 rainfall event which created SSO and water-in-basement (WIB) events further necessitates the need to perform this improvement in the Deer Run sewer shed. Four alternative options have been reviewed and are currently being evaluated.

Project construction is programmed in 2019.

NEW Sewer Line Extensions – Area 10A

This project provides for an 8” sanitary sewer extension to Thornhill Lane and Dublin Road. This will provide direct access to the public sanitary sewer system.

Design is programmed in 2023, with construction reflected beyond the five-year program period.

NEW Sewer Line Extensions – Areas 9 & 10B

This project provides for public sanitary sewer utility extension to existing developed areas that need direct access to the public sanitary sewer system.

Locations: Area 9 - 8" sanitary sewer extension at Olde Dublin Woods Drive, Betonywood Place, Red Oak Lane, and Hirth Road. Area 10B – 8” sanitary sewer extension and lift station to serve Locust Hill Lane.

Design is programmed in 2022, with construction reflected beyond the five-year program period.

City of Dublin

2019 - 2023 Capital Improvements Program

UAV's have also proven to be valuable in searching for missing persons and mapping crime and traffic crash scenes. The additional of this equipment in the Police Department's inventory will improve the functionality and effectiveness in providing safety services.

NEW **Body Cameras and Mobile Video Systems**

This project provides funding in 2019 for body cameras for all uniformed personnel and replacement of current cruiser camera systems to a compatible system that works with the body cameras. The Police Department deployed a limited number of body cameras in 2018 as part of the research into the implementation of the equipment. As a result, it was found that the consolidation of body cameras and cruiser cameras into one compatible system would be beneficial. Funding provided would deploy body cameras to all uniformed personnel in 2019. This equipment's value is evident in its ability to record many encounters that would otherwise not be retained on video. The current cruiser camera systems will be replaced with compatible systems that work with body cameras. It is anticipated that the project will take two years to complete.

Note: This new technology is replacing and enhancing the current in-car camera system. Therefore, Project PP182 for In-Car Cameras has been removed and rolled into this new project.

NEW **Drug Disposal Incinerator**

Funding in 2021 provides for the addition of an on-site incinerator for proper destruction and disposal of drugs, both collected and seized. With the increased use of the prescription drug drop-off box, and the addition of four neighborhood drug takeback days during the year, the need has arisen for the ability to destroy the drugs on-site in a proper and timely manner. The current disposal provider is the Delaware County Sheriff. The City has been informed that the County will provide the service through 2020.

The Police Department intends to discuss partnering with the Hilliard Police Department, as well as other agencies on this purchase so that the incinerator could serve multiple agencies and costs could be shared.

10-Stormwater

CITY OF DUBLIN
CAPITAL IMPROVEMENT PROJECTS
2019-2023

(MUNIS) PROJECT NO.	DESCRIPTION	PRIOR YEARS ($000)	2018	2019	2020	2021	2022	2023	TOTAL 2019-2023 ($000)	BEYOND 2023 ($000)	TOTAL TO BE BUDGETED
	UTILITIES - STORMWATER MANAGEMENT										
CAPITAL MAINTENANCE											
AF191	Annual Stormwater Maintenance	0	315	575	575	575	575	575	2,875	585	3,460
AF192	Ditch Maintenance	0	0	100	0	100	0	100	300	100	400
7/31/2018	**TOTAL**	**0**	**315**	**675**	**575**	**675**	**575**	**675**	**3,175**	**685**	**3,860**
CAPITAL ENHANCEMENTS / NEW CAPITAL INFRASTRUCTURE											
EF181	Rings Farm Stream Relocation	0	150	660	0	0	0	0	660	0	660
EF190	Allocation for Various Stormwater Improvements	0	250	250	250	250	250	250	1,250	250	1,500
7/31/2018	**TOTAL**	**0**	**400**	**910**	**250**	**250**	**250**	**250**	**1,910**	**250**	**2,160**
2019-2023	**TOTAL - STORMWATER**	**0**	**715**	**1,585**	**825**	**925**	**825**	**925**	**5,085**	**935**	**6,020**

2018-2022	**TOTAL - STORMWATER**	0	725	795	1,335	755	905	n/a
	$$ Difference	0	(10)	790	(510)	170	(80)	n/a
	% Difference	0.0%	-1.4%	99.4%	-38.2%	22.5%	-8.8%	n/a

- Projected increase
- Projected decrease
- New project
- Shift in project year

City of Dublin

2019 - 2023 Capital Improvements Program

UTILITIES - STORMWATER MANAGEMENT
CAPITAL MAINTENANCE

Note: The Capital Improvement Tax Fund is the source of funding for all of the stormwater projects.

AF181 Annual Stormwater Maintenance

This project provides for annual funding of maintenance for the City's stormwater system as identified in the Stormwater Master Plan. This program was initiated in 2000 to maintain the stormwater management system, to convey stormwater, and prevent flooding. The funding is utilized to maintain and repair existing storm sewer lines, curb inlets, catch basins, man-made channels and other structures that discharge stormwater runoff. This is an important component of the City's efforts to meet National Pollutant Discharge Elimination System (NPDES) Phase II regulations. The annual allocations will be used to fund two projects: Inlet maintenance and miscellaneous maintenance on a task order basis.

Funding is allocated annually in the five-year program period to continue the repair of curb inlets in the storm structure maintenance program.

AF182 Ditch Maintenance

The ditch maintenance program was initiated in 2017. This project provides funding for maintenance of the City's roadside ditches and waterway systems. Funds will be utilized to maintain and repair existing ditches, man-made channels, and waterways that convey stormwater runoff. This is another important component of the City's efforts to meet National Pollutant Discharge Elimination System (NPDES) Phase II regulations.

Funding is programmed in the five-year program period on a bi-annual basis for maintenance (2019, 2021 and 2023).

City of Dublin

2019 - 2023 Capital Improvements Program

UTILITIES - STORMWATER MANAGEMENT
CAPITAL ENHANCEMENTS / NEW CAPITAL INFRASTRUCTURE

EF181 Rings Farm Stream Relocation

This project provides for the relocation of approximately 2,700 lineal feet of Cosgray Ditch. This project is locate on a 72 acre parcel owned by the City, located at 6600 Shier Rings Road across from the City's Service Center. Relocating the stream on this site will enable the parcel to be developed in a more efficient manner.

Funding is programmed in 2018 for permitting with the Army Corp of Engineers. Design and construction is programmed in 2019 to accommodate potential development.

EF190 Allocation for Various Stormwater Improvements

An annual funding allocation over the next five years has been programmed for various improvement needs identified in the Stormwater Master Plan completed by Camp, Dresser & McKee (CDM) (2009). Projects will be completed and prioritized as funding is available. The funds are utilized to maintain and repair existing storm sewers, curb inlets, catch basins, ditches, man-made channels and other structures that discharge stormwater runoff. This is an important component of the City's efforts to meet National Pollutant Discharge Elimination System (NPDES) Phase II regulations.

Projects listed in the five-year period may include Hirth Wolpert Creek Culvert Improvements; May Apple, Tamarisk Creek and Hawk's Nest Stormwater Improvements; Glencree Place Stormwater Improvements; Hawk's Nest Pond Wall Rehabilitation, Calvert Court Stormwater Improvements; Dublin Road and Donegal Cliffs Drive Stormwater Imrpovements; MacDuff Place Stormwater Improvements; Mill Road and Dublin Road Stormwater Improvements, and Riverside Drive Stormwater Improvements.

11-Technology

City of Dublin

2019 - 2023 Capital Improvements Program

AI192 Smart Cities Initiative - Dublin Smart and Connected Community

The City of Dublin has become a focal point in Central Ohio for Smart City experimentation, Smart Mobility testing, and Smart Transportation development. The city has initiated projects around Smart Parking, IoT, Artificial Intelligence, Broadband, Big Data, Predictive Analytics, Data Visualization, Cybersecurity, Unmanned Aerial Vehicles, Connected and Autonomous Vehicles. The City administration is transitioning from a traditional work environment to a digital organizational model. The City of Dublin needs appropriate facilities, demonstration and display technology to manage, grow, display and educate both staff and the community about these developments. The experimentation, testing, and implementation of these technologies serves not only to provide access to new tools and data, but also as an economic development attraction to innovative businesses to locate operations in Dublin.

The City seeks to establish initiatives to seed and grow these technology initiatives, attract attention from industry and the public, enhance our reputation as the technology hub of Central Ohio, and compete with similar projects in the region. Funds will be invested in equipment, displays, visualizations, applications, infrastructure, enterprise systems, consulting, design, facilities. Projects include:

- Dublin Smart Community Connect - deploying sensors, cameras, wireless signal, devices, software to streets and neighborhoods.
- Smart Parking - using sensors to gather, analyze and communicate data on parking resources and patterns.
- Wireless Services - providing network services to the public and businesses.
- Data, Analytics, and Artificial Intelligence/Machine Learning.
- Public facing facilities to promote data access, transparency, and interactivity, including apps, web, and displays.

Funding allocated in the CIP will be used for the capital investment, and design and implementation services needed to establish the display technologies and necessary facilities. Operating expenditures will be funded through the City's General Fund and established as part of the 2019 Operating Budget.

CITY OF DUBLIN
CAPITAL IMPROVEMENT PROJECTS
2019-2023

(MUNIS) PROJECT NO.	DESCRIPTION	PRIOR YEARS ($000)	2018	2019	2020	2021	2022	2023	TOTAL 2019-2023 ($000)	BEYOND 2023 ($000)	TOTAL TO BE BUDGETED
	TECHNOLOGY										
CAPITAL ENHANCEMENTS / NEW CAPITAL INFRASTRUCTURE											
AI191	Information Technology	0	900	900	900	900	900	900	4,500	0	4,500
AI192	Smart Cities Initiative	0	200	200	200	200	200	200	1,000	0	1,000
	Fiber										
AI172	Connected Vehicles Systems Infrastructure	0	50	50	50	50	50	50	250	0	250
AI183	US33 COG Infrastructure	0	200	50	50	50	50	50	250	0	250
AI194	Fiber Optic Enhancements	0	445	120	120	120	120	120	600	0	600
2019-2023	**TOTAL**	**0**	**1,795**	**1,320**	**1,320**	**1,320**	**1,320**	**1,320**	**6,600**	**0**	**6,600**
2018-2022	**TOTAL - INFO TECNOLOGY**	0	1,795	1,545	1,495	1,495	1,495	n/a			
	$$ Difference	0	0	(225)	(175)	(175)	(175)	n/a			
	% Difference	0.0%	0.0%	-14.6%	-11.7%	-11.7%	-11.7%	n/a			

7/31/2018

- Projected increase
- Projected decrease
- New project
- Shift in project year

City of Dublin

2019 - 2023 Capital Improvements Program

INFORMATION TECHNOLOGY
CAPITAL ENHANCEMENTS / NEW CAPITAL INFRASTRUCTURE

Note: The Capital Improvement Tax Fund is the source of funding for all of the IT projects unless otherwise noted.

AI191 Computer Hardware/Software (General IT)

Technology projects include Citywide shared services upgrades, replacement and additions to the existing IT infrastructure, GIS/Data systems and security technologies. Also included in Citywide projects are client device procurements, collaborative technology upgrades and delivery of enterprise software solutions. Project initiatives across several departments are noted which support the enhancement of City of Dublin operations and help realize the benefits of new technologies. Significant new projects, with SaaS options include: Kronos upgrade and Web/RecTRac upgrade. Also included in the 2019 projects is the estimated cost for IT to facilitate the move from the current City Hall facility to 5555 Perimeter Drive (Dublin campus) and establish network connectivity. Also included is the cost of implementation of a Service Management System (aka 311).

These projects are necessary to secure the City's network, protect sensitive data, provide for scalability and ensure the availability of network operations. Technology projects also support maintenance and enhancement needs, account for the expansion of resources and emerging technologies, and the drive for efficiency and effectiveness of City operations. Projects are submitted in alignment with department leaders and the City's common goals. The ability to maintain, grow and transform the City's technology environment is crucial to meeting the needs and expectations of the community and staff.

The annual requests reflect the Five-Year Technology Strategic Plan that has been developed by the Department of Information Technology. Adjustments to the five-year plan have been made to more accurately reflect project costs and identify opportunities for potential cost reductions.

Detailed project listings are included in this section. The funding source for most of the projects is the Capital Improvements Tax Fund, however, the Sewer Fund and the Hotel/Motel Tax Fund will be the funding source for projects related to those funds (as applicable).

City of Dublin

2019 - 2023 Capital Improvements Program

Information Technology 5 Year Budget Plan 2019 - 2023 (Project #AI191)

Dept / Div	2019	
Citywide	Network Comm & Management	$150,000
	Enterprise Software Licensing	$30,000
	Security Technologies	$30,000
	Enterprise Storage Systems	$65,000
	Network Server Upgrades	$35,000
	Client PC & Monitor New/Refresh	$85,000
	Mobile Devices New/Refresh	$25,000
	Conference Room Equipment	$10,000
	Misc Hardware/Software	$35,000
	GIS/Data Warehousing	$60,000
	GIS/Data Infrastructure	$10,000
	GIS/Data Enterprise Software	$25,000
OCM	5555 Perimeter Move/Transition	$77,000
Court Services	Records Management Upgrade	$5,000
CPI	CPI Technology Platforms	$10,000
HR	HR Management System	$5,000
	Cyber Security Training Technology	$20,000
Building Standards	Accela Kiosk @ Service Desk	$15,000
Planning	Electronic Plan Review Upgrade	$10,000
Finance	ERP Enhancements	$5,000
	Kronos Enhancements/Upgrade	$32,000
Police	Records/Dispatch/Mobile Upgrade	$25,000
	Mobile Computer Upgrades	$30,000
	Cruiser Technology Enhancement	$20,000
	Crime Analysis Mapping/GPS	$25,000
Facilities	Security Camera Upgrades	$15,000
	Renovation Requirements	$5,000
Fleet	Fleet/Fuel System Enhancement	$10,000
	Faster Mobile Device Enhancement	$20,000
Public Works	Customer Service Management	$25,000
Engineering	CAD/ArcView Enhancements	$12,000
	Engineering Laptops	$15,000
Events	Coffman House Barn WiFi (DIF2	$15,000
Parks	Parks Staff Mobilization	$8,000
Recreation	WebTrac/RecTrac Upgrade	$45,000
	Technology Enhancements	$10,000
General IT Total		**$1,019,000**
Budget Adjustment		**($119,000)**
Net Budget		**$900,000**

City of Dublin

2019 - 2023 Capital Improvements Program

Information Technology 5 Year Budget Plan 2019 - 2023 (Project #AI191)

Dept / Div	2020		2021	
Citywide	Network Comm & Management	$130,000	Network Comm & Management	$130,000
	Enterprise Software Licensing	$40,000	Enterprise Software Licensing	$40,000
	Security Technologies	$35,000	Security Technologies	$40,000
	Enterprise Storage Systems	$75,000	Enterprise Storage Systems	$80,000
	Network Server Upgrades	$35,000	Network Server Upgrades	$35,000
	Client PC & Monitor New/Refresh	$90,000	Client PC & Monitor New/Refresh	$85,000
	Mobile Devices New/Refresh	$50,000	Mobile Devices New/Refresh	$50,000
	Conference Room Equipment	$10,000	Conference Room Equipment	$5,000
	Misc Hardware/Software	$20,000	Misc Hardware/Software	$25,000
	GIS/Data Warehousing	$70,000	GIS/Data Warehousing	$75,000
	GIS/Data Infrastructure	$15,000	GIS/Data Infrastructure	$25,000
	GIS/Data Enterprise Software	$25,000	GIS/Data Enterprise Software	$20,000
Court Services	Court Technology Enhancements	$5,000		
CPI	CPI Technology Platforms	$10,000	CPI Technology Platforms	$10,000
HR			Training Area Enhancements	$10,000
Building Standards	Eplan Enhancements	$10,000	Accela Systems Enhancements	$25,000
Planning	Eplan Utilization/Enhancements	$15,000		
Finance			Income Tax Upgrades	$15,000
Police	Records/Dispatch/Mobile Upgrades	$25,000	Records/Dispatch/Mobile Upgrades	$20,000
	Mobile Computer Upgrades	$50,000	Mobile Computer Upgrades	$50,000
	Cruiser Technology Enhancements	$30,000	Cruiser Technology Enhancements	$30,000
	Dispatching Records Interfacing	$40,000		
Streets & Utilities	Sewer Inspection Software Upgrade **	$10,000		
Facilities	Security Camera Upgrades	$10,000	Security Camera Upgrades	$7,000
	Renovation Requirements	$10,000	Renovation Requirements	$5,000
Fleet	Fleet/Fuel System Enhancements	$20,000	Fleet/Fuel System Enhancements	$10,000
Public Works			Customer Service Mgt Upgrades	$10,000
Engineering	Eplan Utilization/Enhancements	$15,000	Signal Timing Database Enhancement	$10,000
			Eplan Utilization/Enhancements	$10,000
			Plotter	$25,000
Events			Events Technology Upgrades ***	$5,000
Parks	CIMS Enhancements	$10,000		
Recreation	Technology Enhancements	$8,000	WebTrac/RecTrac Upgrade	$20,000
	RecTrac Addl Licenses	$12,000	Technology Enhancements	$10,000
General IT Total		**$875,000**		**$882,000**
Budget Adjustment		**$25,000**		**$18,000**
Net Budget		**$900,000**		**$900,000**

**** - Funding will be from the Sewer Fund.**
***** - Funding will be from the Hot'l/Mot'l Tax Fund.**

City of Dublin

2019 - 2023 Capital Improvements Program

Dept / Div	2022		2023	
Citywide	Network Comm & Management	$130,000	Network Comm & Management	$130,000
	Enterprise Software Licensing	$45,000	Enterprise Software Licensing	$45,000
	Security Technologies	$50,000	Security Technologies	$50,000
	Enterprise Storage Systems	$50,000	Enterprise Storage Systems	$60,000
	Network Server Upgrades	$40,000	Network Server Upgrades	$40,000
	Client PC & Monitor New/Refresh	$90,000	Client PC & Monitor New/Refresh	$90,000
	Mobile Devices New/Refresh	$50,000	Mobile Devices New/Refresh	$50,000
	Conference Room Equipment	$10,000	Conference Room Equipment	$10,000
	Misc Hardware/Software	$20,000	Misc Hardware/Software	$25,000
	GIS/Data Warehousing	$75,000	GIS/Data Warehousing	$75,000
	GIS/Data Infrastructure	$25,000	GIS/Data Infrastructure	$25,000
	GIS/Data Enterprise Software	$20,000	GIS/Data Enterprise Software	$20,000
Court Services	Court Technology Enhancements	$3,000		
CPI	CPI Technology Platforms	$12,000	CPI Technology Platforms	$12,000
HR	HR Management System Upgrades	$10,000	Training Technology Enhancements	$10,000
Building Standards			Accela Systems Enhancements	$25,000
Planning	Accela Systems Enhancements	$25,000		
	Eplan Utilization/Enhancements	$10,000		
Finance	ERP Enhancements	$10,000		
	Time & Attendance Upgrades	$10,000		
Police	Records/Dispatch/Mobile Upgrades	$30,000	Records/Dispatch/Mobile Upgrades	$30,000
	Mobile Computer Upgrades	$60,000	Mobile Computer Upgrades	$60,000
	Cruiser Technology Enhancements	$30,000	Cruiser Technology Enhancements	$30,000
Facilities	Security Camera Upgrades	$10,000	Security Camera Upgrades	$10,000
	Rennovation Requirements	$10,000	Rennovation Requirements	$8,000
Fleet	Fleet/Fuel System Enhancements	$15,000	Fleet/Fuel System Enhancements	$10,000
Public Works			Customer Service Mgt Upgrades	$10,000
Engineering	Signal Timing Database Enhancements	$10,000	Signal Timing Database Enhancement	$10,000
	Eplan Utilization/Enhancements	$10,000	CAD/ArcView Enhancements	$15,000
			Eplan Utilization/Enhancements	$10,000
Events	Events Technology Upgrades ***	$10,000	Events Technology Upgrades ***	$10,000
Recreation	Technology Enhancements	$10,000	WebTrac/RecTrac Upgrade	$20,000
	Web/RecTrac Licenses	$10,000	Technology Enhancements	$10,000
General IT Total		**$890,000**		**$900,000**
Budget Adjustment		**$10,000**		**$0**
Net Budget		**$900,000**		**$900,000**

***** - Funding will be from the Hot'l/Mot'l Tax Fund.**

City of Dublin

2019 - 2023 Capital Improvements Program

Fiber Projects:

AI172 Connected Vehicles Systems Infrastructure

An annual funding allocation has been programmed to provide for wireless vehicle communication applications and equipment for short-range communication (DSRC) technology for use in vehicle-to-vehicle communication and vehicle-to-vehicle roadside communication. This includes funding to place devices inside fleet vehicles and to implement systems within traffic engineering infrastructure, such as cameras, sensors, fiber, and wireless networks allowing vehicles to communicate with each other and with traffic systems. These funds also count towards matching requirements allowing the majority of project funds to be provided by a Federal grant for Connected Vehicles research.

AI183 US33 COG Infrastructure

This project funding to deploy technologies to implement connected vehicles systems inside the City consistent with Smart Cities Mobility research being conducted by Battelle and the OSU Center for Automotive Research.

The first phase of the project is along the US 33 corridor from Dublin to East Liberty, Ohio, 35 miles of four-lane, limited access highway. This section of US 33 is called the "The 33 Smart Mobility Corridor," and will be equipped by the Ohio Department of Transportation (ODOT) with high-capacity fiber optic cable to instantaneously link researchers and traffic monitors with data from embedded and wireless sensors along the roadway. These links will allow premier automotive testing, research and manufacturing facilities to test smart transportation technologies on a highway that carries up to 50,000 vehicles per day through rural and urban settings in a full range of weather conditions. These connections will give automobile researchers the ability to collect data as they safely test smart transportation technologies including autonomous and connected vehicles in all weather conditions. This data will also provide more frequent and accurate traffic counts, weather and surface condition monitoring, and incident management improvements.

Funding is programmed annually for the City's share of this project. Partners in this project include ODOT, Honda R&D Americas, the Transportation Research Center at East Liberty and The Ohio State University's Center for Automotive Research and as well as local governments (the COG) – the City of Dublin, City of Marysville and Union County. Work to install sensors and a fiber optic network along the corridor started June 7, 2017 and will last throughout the summer. Traffic disruptions are not expected during installation.

City of Dublin

2019 - 2023 Capital Improvements Program

AI194 **Fiber Optic Enhancements**

Funding has been allocated annually in the five year period based on a forecasted need to continually update, extend and enhance the City's fiber optic system. This includes system extensions, laterals, data center enhancements and connectivity, as well as infrastructure for traffic engineering throughout the Dublink system.

12-Transportation – Bicycles & Pedestrian

CITY OF DUBLIN
CAPITAL IMPROVEMENT PROJECTS
2019-2023

(MUNIS) PROJECT NO.	DESCRIPTION	PRIOR YEARS ($000)	2018	2019	2020	2021	2022	2023	TOTAL 2019-2023 ($000)	BEYOND 2023 ($000)	TOTAL TO BE BUDGETED
	TRANSPORTATION - BICYCLES AND PEDESTRIAN										
CAPITAL MAINTENANCE											
AT193	Annual Shared Use Path Maintenance	0	450	380	380	380	380	380	1,900	0	1,900
AT196	Annual Sidewalk Program	0	250	250	250	250	250	250	1,250	0	1,250
AT179	Historic Dublin Brick Sidewalk Maintenance	0	0	120	120	120	120	120	600	0	600
7/31/2018	**TOTAL**	**0**	**700**	**750**	**750**	**750**	**750**	**750**	**3,750**	**0**	**3,750**
CAPITAL ENHANCEMENTS / NEW CAPITAL INFRASTRUCTURE											
ET171	Glick Road (section 3) Shared-Use Path	0	10	375	0	0	0	0	375	0	375
ET16L	Perimeter Drive: Avery-Muirfield to Holt Road (TIF) Sidewalk	79	0	0	0	0	350	0	350	0	350
ET16M	Shier Rings Road: Eiterman to Cosgray Shared-use Path	0	0	0	0	0	0	35	35	375	410
ET16J	Concord Road Shared-Use Path	79	50	75	0	0	0	0	75	0	75
ET172	Riverside Drive East Shared-Use Path, section 1	0	0	110	0	1,085	0	0	1,195	0	1,195
ET173	Riverside Drive East Shared-Use Path, section 2	0	0	0	0	0	0	0	0	710	710
ET174	Riverside Drive East Shared-Use Path, section 3	0	0	0	0	0	0	0	0	925	925
ET175	Dublin Center Drive Shared-Use Path (TIF)	0	0	0	0	0	20	25	45	150	195
ET179	Summit View Road Shared-Use Path	0	0	0	0	0	0	0	0	480	480
ET176	Avery Road Sidewalk Connections (Hyland Drive to Tara Hill)	0	0	0	15	75	0	0	90	310	400
ET177	Wedgewood Hills Park Shared-Use Path	0	0	0	0	0	0	0	0	260	260
ET178	Wilcox Road Shared-Use Path (Northcliff to Heather Glen Blvd and Wilcox Place to Shier Rings Road)	0	0	0	35	160	0	0	195	430	625
ET182	Brand Road Shared-Use Path, Townsend Dr. to Avery Road	0	0	0	0	0	0	0	0	710	710
ET183	Dublin Road Shared-Use Path, Frantz Road to Limestone Ridge Drive	0	0	0	0	0	0	0	0	2,710	2,710
NEW	Shannon Park Sidewalk Improvements	0	0	0	0	0	0	0	0	510	510
7/31/2018	**TOTAL**	**158**	**60**	**560**	**50**	**1,320**	**370**	**60**	**2,360**	**7,570**	**9,930**
2019-2023	**TOTAL - BICYCLES AND PEDESTRIAN**	**158**	**760**	**1,310**	**800**	**2,070**	**1,120**	**810**	**6,110**	**7,570**	**13,680**

2018-2022	**TOTAL - BICYCLES AND PEDESTRIAN**	0	1,085	1,220	1,435	1,890	770	n/a
	$$ Difference	(158)	(325)	90	(635)	180	350	n/a
	% Difference	0.0%	-30.0%	7.4%	-44.3%	9.5%	45.5%	n/a

- Projected increase
- Projected decrease
- New project
- Shift in project year

2019 - 2023 Capital Improvements Program

TRANSPORTATION – BICYCLES AND PEDESTRIAN CAPITAL MAINTENANCE

Note: The Capital Improvement Tax Fund is the source of funding for all of the bicycle and pedestrian projects unless otherwise noted.

AT193 Annual Shared-Use Path Maintenance

Funding for this project includes an annual allocation for crack sealing and sealcoating of the City's shared-use paths along with funding to replace or overlay portions of the shared-use paths. Preventive maintenance activities will extend the life of the path system.

The shared-use paths are inspected annually by the Infrastructure Asset Management work unit. There are currently almost 143.7 miles of public bike facilities within the Dublin corporation limits not including the private Muirfield Association path system. The system is comprised of shared-use paths, bike lanes, pedestrian connectors, pedestrian trails, sharrows, and street crossings. Shared-use paths comprise 81% of the system. In order to create a comprehensive maintenance plan for the bikepath system, the entire system was inventoried and inspected and a condition score was calculated for each path segment. In addition to generating the condition score, the inspection also produced recommended repair types. The current overall average condition of the shared-use paths is 67.9/100 with a goal of an average 70 rating citywide. In addition, there is a goal of a minimum rating of 50 for any path.

Preventative maintenance activities for these paths include: crack sealing, seal coating, and resurfacing.

A comprehensive Work Plan for share-use path maintenance is on-file in the Public Works Department.

Total Miles of Bikeway System 143.7

	2018		Goal
Average Condition Score	67.9	>	70
Miles Below Poor Condition	7.6	=	0

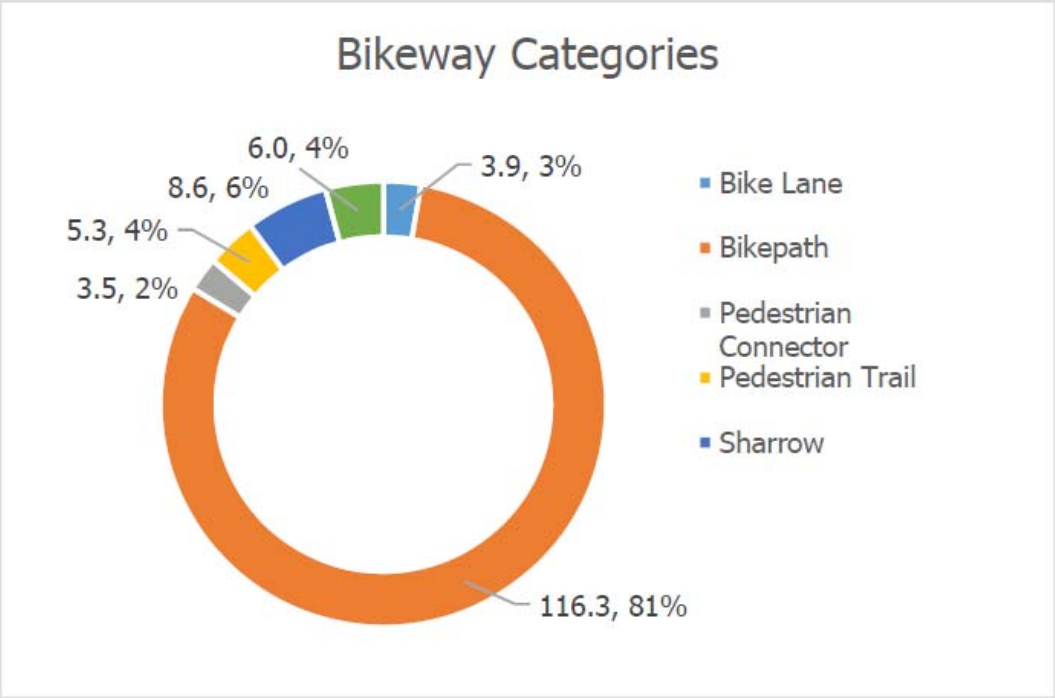

<u>AT196</u> **Annual Sidewalk Program**

Funding for this project provides for sidewalk maintenance within the City limits through replacement and shaving methods thus reducing trip hazards and making Dublin a more walkable community.

The responsibility of sidewalk maintenance has long been a subject of discussion for City Council and staff. In the spring of 2017, Staff performed an updated citywide sidewalk condition assessment. Dublin's sidewalk network consists of 191 miles of sidewalk. The vast majority of the network is concrete, however, there is a small area of paver construction sidewalks in the Muirfield area, a small area of brick sidewalks in Historic Dublin, and several locations of experimental rubber sidewalks.

The inspection was performed to determine types of repairs needed, the quantity of repairs as well as categorizing those repairs by the observed cause of the damage. The method of repair was divided into two categories: sidewalk shaving and sidewalk replacement. The causes were broken into three categories:

1. Damage due to street tree roots (trees in the tree lawn area between the street and sidewalk),
2. Damage due to public City utility lines (sunken, broken, or shifted panels due to a buried public City utility line), and
3. Other (raised, sunken, cracked, spalled, or otherwise damaged sidewalks due to owner-placed trees or no obvious reason).

This information was used to develop preliminary estimates for maintenance of sidewalk panels in need of repair. The total estimated cost to repair all sidewalks in need of repair citywide, regardless of cause, is between $2,500,000 and $3,000,000. The estimated cost to repair sidewalks in need of repair due to street tree roots is between $1,400,000 and $1,700,000. The estimated cost to repair sidewalks in need of repair due to City utility lines is between $150,000 and $200,000.

A comprehensive sidewalk Work Plan has been completed and is on-file with the Public Works Department.

The annual allocation (on average) has been increased from previous years to provide for more repair (either through shaving or replacement) of deficient sidewalks.

AT179 Historic Dublin Brick Sidewalk Maintenance

This project provides an annual allocation to perform a high pressure power wash, reset low spots, replaced chipped/broken bricks, clean away vegetation along the edges, re-sand the joints of the existing brick sidewalks and expand brickwork from existing walk to curb line where practical throughout the District. There is approximately 36,000 square feet of brick sidewalk in the District. The areas of focus will be south and north High Street, Bridge Street, Mill Lane, "Frog" Plaza, behind Old Dublin Town Center 1 (ODTC 1), Darby Street and the walkway between N. High Street and Darby on the north side of Tucci's Restaurant. Similar work was done on the brick walkway between the new shared-use path on Dublin Road between the end of the asphalt path and Waterford Drive and has greatly improved the look of the sidewalk.

2019 - 2023 Capital Improvements Program

TRANSPORTATION – BICYCLES AND PEDESTRIAN CAPITAL ENHANCEMENTS / NEW CAPITAL INFRASTRUCTURE

ET171 Glick Road Shared-Use Path, section 3

This project provides funding for the construction of 2,200 feet of shared-use path on the south side of Glick Road between Carnoustie Drive and Muirkirk Drive. The project includes a prefabricated bridge over Deer Run.

Site acquisition is programmed in 2018 with construction, landscaping and utility relocation programmed in 2019. Funding for landscaping covers the replacement of trees removed by the project. Approximately sixteen trees will be replaced as part of this project.

ET16L Perimeter Drive: Avery-Muirfield to Holt Road Sidewalk

This project constructs 2,500 feet of 5 foot sidewalk along the north side of Perimeter Drive. This connection will provide safe pedestrian access along the north side of Perimeter Drive. An 8 foot asphalt path alignment was reviewed, but it was determined that it would require removal of too many mature trees. Additionally, an 8 foot asphalt path already exists on the south side of Perimeter Drive. Final design of the sidewalk is complete.

Site acquisition, construction, landscaping and utility relocation is programmed in 2022. Funding for the project will be from the Perimeter Center TIF Fund.

ET16M Shier Rings Road Shard-Use Path

This project will design and construct approximately 2,175 feet of eight foot asphalt shared use path along Shier Rings Road. The project is located on the south side of Shier Rings Road between Cosgray Road and just west of Eiterman Road.

Design is programmed in 2023 and construction is reflected beyond the five-year program period, and will be re-evaluated as development occurs.

ET16J Concord Road Shared-Use Path

This project provides for construction of a shared-use path connection from Glick Road north to Eli Pinney Elementary School (which is outside of the City's jurisdiction). This connection has been requested by residents in the area. Staff is discussing the path alignment and funding participation with Delaware County and Concord Township, as only a portion of the path is within the Dublin Corporate Limits. In 2017, Dublin constructed the first phase of the path from the tunnel at Glick Road to St. Boswell Court.

Funding programmed in 2019 is an allowance for the Dublin contribution to Concord Township's project to complete the connection to Eli Penney Elementary. Design of that section is currently underway by the Township. Cost sharing discussion may occur later this year.

ET172 Riverside Drive East Shared-Use Path, Section 1

This project provides for funding the construction of 3,000 feet of 8-foot asphalt shared use path on the east side of Riverside Drive between Emerald Parkway and the existing path at the southern edge of Riverside Woods.

Design for this section of the project is programmed in 2019 while site acquisition and construction is programmed in 2021.

ET173 Riverside Drive East Shared-Use Path, Section 2

This project provides for funding the construction of 1,400 feet of 8-foot asphalt shared use path on the east side of Riverside Drive between Tonti Drive and the existing path at the southern edge of Wyandotte Woods.

Design, site acquisition and construction are reflected beyond the five-year program period.

ET174 Riverside Drive East Shared-Use Path, Section 3

This project provides for funding the construction of 3,525 feet of 8-foot asphalt shared use path on the east side of Riverside Drive between Arrowhead Drive and the northern corporation limit (2,575 feet) and tie into the path in Wedgewood Hills Park (750 feet).

Design, site acquisition and construction are reflected beyond the five-year program period.

ET175 Dublin Center Drive Shared-Use Path

This project provides for funding the construction of 618 feet of 8-foot asphalt shared use path on Dublin Center Drive between Stoneridge Land and West Dublin-Granville Road.

Design is programmed in 2022, site acquisition in 2023 and construction reflected beyond the five-year program period. The Shamrock Crossing TIF will be used to fund this project.

ET179 Summit View Road Shared-Use Path

This project provides for the construction of 1,150 feet of 8-foot asphalt shared use path on the north side of Summit View Road between Wedgewood Hills Park and Campden Lake Boulevard, along with planting approximately 20 street trees.

The project is reflected beyond the five-year program period.

ET176 Avery Road Sidewalk Connections (Hyland Drive to Tara Hill Drive)

This project provides for funding construction of pedestrian route connections along Avery Road. This project has been requested by the residents in the area to facilitate connectivity of the sidewalk system, and construction of missing sidewalk connections along the east side of Avery Road from Hyland Drive to Tara Hill (~340 LF). Project programming estimates includes a 10% contingency and allocation for utility relocation for possible pole conflicts with alignment.

Design and utility relocation is programmed in 2020 with construction programmed in 2021. Funds reflected beyond the five-year program period are for two additional locations: Tara Hill to Manteo Drive (~630 LF), and St Mel Court to Avery Road Park south lot area (500 LF). These projects will be re-evaluated as funding becomes available.

ET177 Wedgewood Hills Park Shared-Use Path

This project provides for the construction of 1,235 feet of 8-foot asphalt shared-use path in the Wedgewood Hills Park, on the north side of Summit View Road. This project provides additional connectivity in the shared-use path system.

Design and construction are reflected beyond the five-year program period.

ET178 Wilcox Road Shared-Use Path

This project provides for funding the construction of 1,070 feet of 8-foot asphalt shared use path on Wilcox Road between Northcliff and Heather Glen Blvd. A crossing will be built at Lothian. Design is programmed in 2020, with construction funded in 2021.

The subsequent leg to the project will provide for approximately 720 feet of 8 foot asphalt pathway along the west side of Wilcox Road from Wilcox Place to Shier Rings Road. Included in this project is a culvert extension to accommodate the path. Funding for this portion of the project is currently reflected beyond the five-year program period.

ET182 Brand Road Shared-Use Path, Townsend Drive to Avery Road

This project provides funding to design and construct approximately 1,390 feet of 8 foot asphalt share-use path along Brand Road. The shared-use path is planned on the south side of Brand Road between Townsend Drive and Avery Road.

This connection will provide safe pedestrian access along Brand Road and connect to the overall path system. Design and construction are reflected beyond the five-year program period.

ET183 **Dublin Road Shared-Use Path, Frantz Road to Limestone Ridge Drive**

This project provides for design and construction of approximately 2,775 feet of 8 foot asphalt shared-use path along Dublin Road. The shared-use path is planned on the west side of Dublin Road between Frantz Road and Limestone Ridge Drive. This connection will provide safe pedestrian access along Dublin Road and connect to the overall path system.

Design and construction is reflected beyond the five-year program period. Timing for the project may be re-evaluated if partnership funding from adjacent jurisdictions, or MORPC grants can be obtained.

NEW **Shannon Park Sidewalk Improvements**

This project provides for the installation of sidewalks along four streets in the Shannon Park subdivision including Gullway Bay Drive, Guinness Court, Mcginty Court, and Valley Down Road/Shannon Park Drive. Residents will be expected to donate right-of-entries, and/or easements if required for the project.

Design and construction is reflected beyond the five-year period.

13-Transportation – Bridges & Culverts

CITY OF DUBLIN
CAPITAL IMPROVEMENT PROJECTS
2019-2023

(MUNIS) PROJECT NO.	DESCRIPTION	PRIOR YEARS ($000)	2018	2019	2020	2021	2022	2023	TOTAL 2019-2023 ($000)	BEYOND 2023 ($000)	TOTAL TO BE BUDGETED
TRANSPORTATION - BRIDGES AND CULVERTS											
CAPITAL MAINTENANCE											
AT19C	Annual Vehicular Bridge Maintenance	0	305	745	745	745	745	745	3,725	0	3,725
AT198	Annual Pedestrian Tunnel Maintenance	0	475	290	290	290	290	290	1,450	0	1,450
AT19B	Annual Concrete Sealing Maintenance	0	23	70	0	70	0	70	210	0	210
AT19D	Annual Culvert Maintenance	0	0	60	60	60	60	60	300	0	300
NEW	Annual Pedestrian Bridge Maintenance	0	0	40	20	25	25	20	130	0	130
5/16/2018	**TOTAL**	**0**	**803**	**1,205**	**1,115**	**1,190**	**1,120**	**1,185**	**5,815**	**0**	**5,815**
CAPITAL ENHANCEMENTS / NEW CAPITAL INFRASTRUCTURE											
GR132	Scioto River Pedestrian Bridge	9,112	18,098	0	0	0	0	0	0	0	0
ET16B	John Shields Parkway Bridge	176	0	0	0	0	0	0	0	36,050	36,050
5/16/2018	**TOTAL**	**9,288**	**18,098**	**0**	**0**	**0**	**0**	**0**	**0**	**36,050**	**36,050**
2019-2023	**TOTAL - BRIDGES AND CULVERTS**	**9,288**	**18,901**	**1,205**	**1,115**	**1,190**	**1,120**	**1,185**	**5,815**	**36,050**	**41,865**
2018-2022	**TOTAL - BRIDGES AND CULVERTS**	0	3,580	1,195	1,255	905	905	n/a			
	$$ Difference	0	15,321	10	(140)	285	215	n/a			
	% Difference	0.0%	428.0%	0.8%	-11.2%	31.5%	23.8%	n/a			

- Projected increase
- Projected decrease
- New project
- Shift in project year

City of Dublin

2019 - 2023 Capital Improvements Program

TRANSPORTATION – BRIDGES AND CULVERTS
CAPITAL MAINTENANCE

AT19C Annual Vehicular Bridge Maintenance

This project provides annual funding for vehicular bridge maintenance. By definition of the Ohio Revised Code, there are currently 91 vehicular bridges within Dublin corporation limits. Of those, Dublin is fully responsible for the maintenance and inspection of 53 bridges and responsible for the routine maintenance of an additional 8 bridges. The remaining bridges are maintained and inspected by the respective County or ODOT. The bridge inventory is on-file in the Public Works Department. The most recent inspections were performed in Fall 2017 by the Franklin County Engineer on behalf of the City.

Typical preventive maintenance work tasks included in this project are deck overlay, railing repair or replacement, replace superstructure, sealing, deck patching, and joint replacement. Bridges are an expensive asset to replace and preventive maintenance is key to extending the life of the city's bridges. Some critical preventive maintenance tasks include: deck sealing, joint cleaning, deck sweeping, cleaning the drainage system, and cleaning and resetting the rockers. It is anticipated many of these preventive maintenance tasks are able to be completed by City maintenance crews, therefore no annual CIP funds are budgeted for that purpose.

A comprehensive Work Plan for Vehicular Bridge Maintenance, including condition scores is on-file in the Public Works Department.

Total Number of Bridges in Dublin	**91**
Total Deck Area Inspected (sf)	**137,668**
Total Deck Area Maintained (sf)	**227,032**

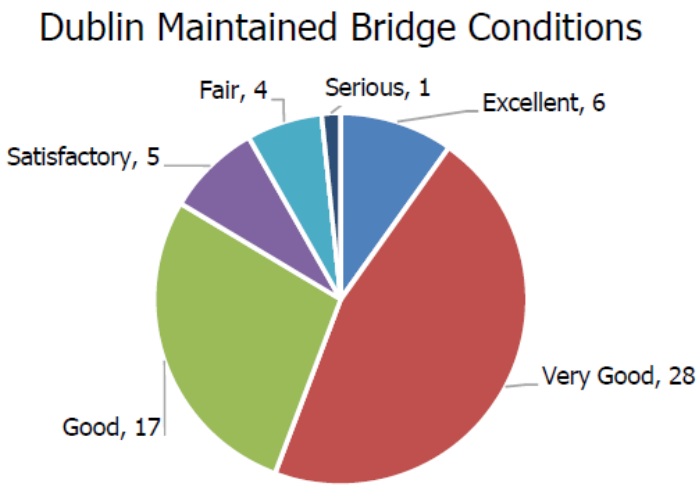

2019 - 2023 Capital Improvements Program

AT198 Annual Pedestrian Tunnel Maintenance

This project provides funding an annual allocation for annual pedestrian tunnel maintenance. There are currently 31 pedestrian tunnels within Dublin corporation limits. Of those, 14 meet the Ohio Revised Code's definition of a bridge and are inventoried, inspected as bridges with the maintenance programmed as part of the Annual Bridge Maintenance project (AT18C). The remaining 17 pedestrian tunnels are included in this work plan. 14 of those tunnels are part of the Muirfield Association's path system and the remaining three tunnels are part of the Muifield County Club's path system. The City is responsible for the maintenance, repair, and replacement of all of these tunnels since they are an integral part of the City's roadway structure and they are located in the public right-of-way.

Typical maintenance work tasks included in this project are pipe lining, replace stone facing on headwalls, remove and replace headwalls, replace guardrail, and patch corroded areas. Preventive maintenance for these structures include: keeping the path surface free of debris and water particularly at the interface of the path and pipe, keeping the concrete joints sealed, and addressing any erosion at the headwalls immediately.

Typical headwall to be replaced and made vertical

A comprehensive Work Plan for Pedestrian Tunnel Maintenance, including condition scores is on-file in the Public Works Department.

The work plan is based on the most recent inspection data and defines the work planned for each tunnel in order to meet the average condition goal of 80 which equates to "very good." The current average rating for all tunnels is 82.8.

AT19B Annual Concrete Sealing Maintenance

This project provides funding for the sealing of concrete where the sealer has deteriorated or the concrete has aged and needs refreshed but is otherwise in good condition. Concrete will be sealed with an epoxy urethane or a silane type sealer to provide a clean look and offer protection from weathering. Areas considered for sealing include barrier walls and bridge abutments. Sealing these concrete surfaces offers both aesthetic and preventive maintenance benefits to the structure sealed. Concrete surfaces can also be sealed to eliminate graffiti.

Funding is programmed for this work on a bi-annual basis (2019, 2021, and 2023).

AT19D Annual Culvert Maintenance

This project provides an annual funding allocation for culvert maintenance and replacement. By definition of the Ohio Revised Code, Dublin is fully responsible for the maintenance of all culverts under public roadways within the city. Inspections were performed on all Dublin maintained culverts in the summer of 2017. There are currently 65 culverts within Dublin's corporation limits, of which 54 are maintained by Dublin and the remaining 11 are maintained by ODOT.

Preventive maintenance activities for these structures include: keeping the culvert free of debris and addressing any erosion at the headwalls in a timely manner.

Number of Dublin maintained culverts	54
Total length (ft) of Dublin culverts	5,654

A comprehensive Work Plan for Culvert Maintenance, including condition scores is on-file in the Public Works Department.

Maintenance and replacement of the city's culverts are important as to not adversely affect storm water flow as well as the safety of the travelling public across these structures.

NEW Annual Pedestrian Bridge Maintenance

This project provides funding for pedestrian bridge maintenance. There are currently 64 pedestrian bridges within the Dublin corporate limits. The City is fully responsible for the maintenance and inspection of 39 of these bridges. The remaining bridges are maintained by private entities. All pedestrian bridges within the City of Dublin are inspected annually by staff.

2019 - 2023 Capital Improvements Program

A comprehensive Work Plan for Pedestrian Bridge Maintenance, including condition scores is on-file in the Public Works Department.

Year / Work / Bridge	Number	Sum of Deck Area	Construction Estimate
2019	**3**	**809**	**$33,000**
Redeck & Railing	**1**	**403**	**$16,000**
Muirfield Dr & Tullymore Dr	1	403	$16,000
Replace	**1**	**177**	**$14,000**
Near park on Macken Ct	1	177	$14,000
Substrucutre Repair	**1**	**229**	**$3,000**
Avery Rd E	1	229	$3,000
2020	**2**	**606**	**$17,000**
Redeck & Railing	**1**	**303**	**$13,000**
Behind retirement village	1	303	$13,000
Railing	**1**	**303**	**$4,000**
Bikepath near New Grange Dr	1	303	$4,000
2021	**1**	**454**	**$20,000**
Redeck & Railing	**1**	**454**	**$20,000**
Behind Caplestone	1	454	$20,000
2022	**1**	**260**	**$24,000**
Replace	**1**	**260**	**$24,000**
Corazon	1	260	$24,000
Grand Total	**7**	**2,128**	**$94,000**

Note: Design cost and right-of-way acquisition is not included in amounts in the table above.

Estimated Costs and Work Per Year

Year	Number Projects	Deck Area (sf)	Const. Estimate	Design Estimate	R/W & Util. Estimate	Total Estimate
2019	3	809	$33,000	$3,000	$0	**$36,000**
2020	2	606	$17,000	$3,000	$0	**$20,000**
2021	1	454	$20,000	$4,000	$0	**$24,000**
2022	1	260	$24,000	$0	$0	**$24,000**
2023	0	0	$0	$0	$0	**$0**

Some critical preventive maintenance tasks include: Keeping bridge free of debris and painting and staining wood. These type of tasks are able to be completed by City maintenance crews.

Funding is programmed on an annual basis for design and construction work.

City of Dublin

2019 - 2023 Capital Improvements Program

TRANSPORTATION – BRIDGES AND CULVERTS
CAPITAL ENHANCEMENTS / NEW CAPITAL INFRASTRUCTURE

GR132 Scioto River Pedestrian Bridge

This project provides for the design, land acquisition and construction of an iconic pedestrian bridge over the Scioto River connecting the historic district to the new bridge Street District. Detailed design and environmental permitting of the Scioto River Pedestrian Bridge began in late 2015. The detailed design process is bringing the iconic concept developed and endorsed as part of the Bridge Street District River Corridor Framework Plan in early 2013 to fruition. The concept consists of an “s” curve, two span, suspension bridge, with a tear drop shaped pylon. The pedestrian bridge will serve as an iconic pedestrian and bicycle crossing that functions both as a critical transportation link and a regional destination, featuring the scenic Scioto River corridor.

The construction estimate takes into account an above-deck tower height of 110 feet, intermediate lighting level, concrete piers, 700+ foot total length by 14 foot wide, and a 20% contingency.

Construction began in 2017 with an anticipated duration of two years, opening in 2019. This schedule is subject to obtaining the requisite federal environmental permits, steel availability, weather, and adjacent construction activities.

City of Dublin

2019 - 2023 Capital Improvements Program

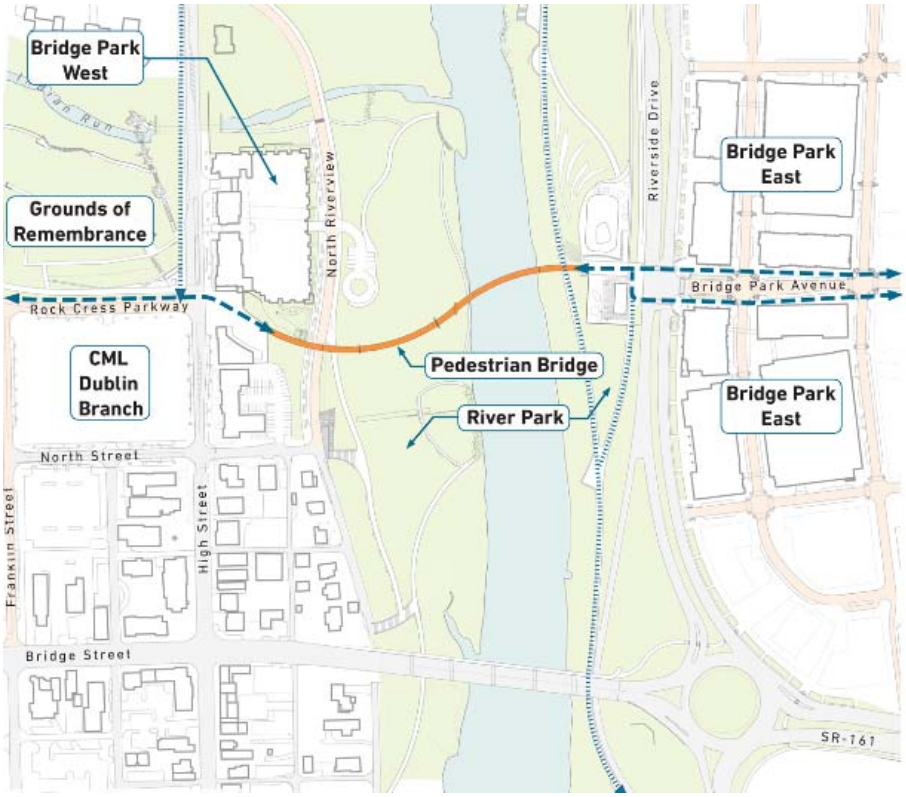

t

The pedestrian bridge design and architecture was completed by endrestudio, structural and civil engineering by Ty Lin International, and the construction is contracted with Kokosing Construction Company, Inc.

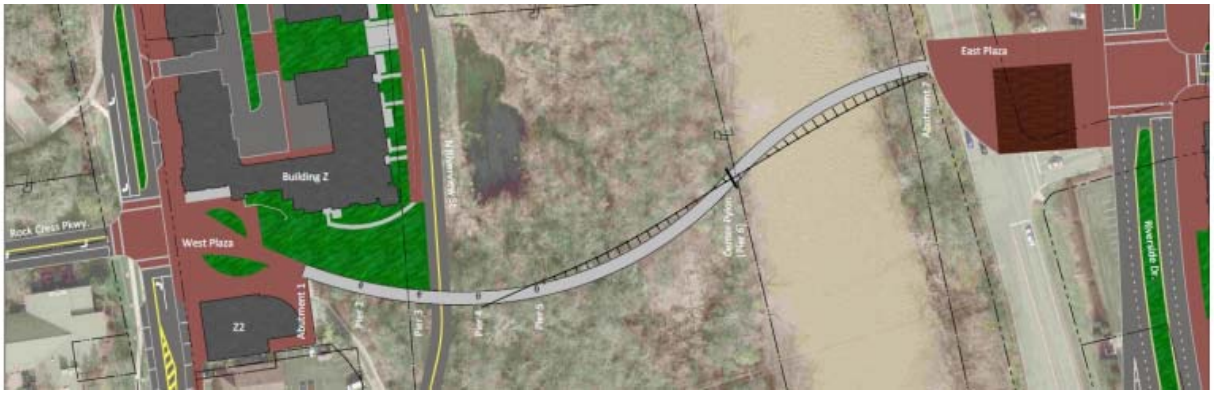

Depiction of West Plaza, East Plaza and pedestrian bridge.

This project is being funded through general obligation debt.

2019 - 2023 Capital Improvements Program

ET16B **John Shields Parkway Bridge Over Scioto River**

This project provides for the study, design and construction of a future vehicular bridge over the Scioto River between the I-270 and Bridge Street bridges, at the location of the new John Shields Parkway intersection with Riverside Drive. This future bridge will link destinations east and west of the Scioto River in order to facilitate local travel within the Bridge Street District. In addition to a new vehicular connection, the future bridge will provide additional pedestrian and bicycle connectivity across the river. A structure type study began in February of 2016 as part of a comprehensive evaluation of the floodway/floodplain impacts of the pedestrian bridge and other proposed park land improvements.

Funding includes a signal at Dublin Road and signal reconfiguration at Riverside Drive. The bridge span is approximately 715 feet long.

Reflected beyond year 2023 is funding for design, project site acquisition (one parcel) and construction costs.

14-Transportation- Streets & Parking

CITY OF DUBLIN
CAPITAL IMPROVEMENT PROJECTS
2019-2023

(MUNIS) PROJECT NO.	DESCRIPTION	PRIOR YEARS ($000)	2018	2019	2020	2021	2022	2023	TOTAL 2019-2023 ($000)	BEYOND 2023 ($000)	TOTAL TO BE BUDGETED
	TRANSPORTATION - STREETS AND PARKING										
CAPITAL MAINTENANCE											
AT191	Annual Street Maintenance Program	0	3,990	6,000	6,300	6,500	6,500	6,500	31,800	0	31,800
AT19A	Annual Guardrail Replacement & Maintenance	0	140	170	145	220	320	270	1,125	0	1,125
AT197	Annual Parking Lot Maintenance	0	320	335	180	345	500	145	1,505	0	1,505
AT19E	Annual Retaining Wall and Decorative Wall Maintenance	0	100	70	130	125	50	50	425	50	475
AT19F	Annual Pavement Preventive Maintenance	0	525	545	565	585	605	630	2,930	0	2,930
AT19G	Traffic Signal Wiring and Cabinet Maintenance and Replacement	0	75	0	0	0	210	220	430	115	545
NEW	Shier Rings Park Wall Rehabilitation	0	0	20	110	0	0	0	130	0	130
NEW	Eiterman and Ballantrae Intersection Paver Repairs/Replacement	0	0	35	215	0	0	0	250	0	250
7/31/2018	**TOTAL**	**0**	**5,150**	**7,175**	**7,645**	**7,775**	**8,185**	**7,815**	**38,595**	**165**	**38,760**
CAPITAL ENHANCEMENTS / NEW CAPITAL INFRASTRUCTURE											
	Street Projects:										
ET013	Tuttle Crossing Blvd. Ext.-Wilcox Road to Avery Road/Avery Road Widening - Tuttle Crossing to Rings Road East, phase 1 (TIF)	1,161	4,000	2,900	15,835	0	0	0	18,735	0	18,735
ET142	Avery Road Widening - Rings Road E. to Woerner Temple, phase 2 (TIF) - Interim Solution	295	470	0	100	1,000	0	0	1,100	6,930	8,030
ET066	Eiterman Road Relocation (TIF)	137	340	0	0	0	0	0	0	2,745	2,745
ET164	University Boulevard Extension, phase 2 (TIF)	0	260	0	0	0	0	0	0	1,800	1,800
ET517	Shier Rings Road-Avery Road to Eiterman Road	0	0	1,300	825	9,045	0	0	11,170	0	11,170
ET523	Perimeter Drive Widening - Holt Road to Commerce Parkway (TIF)	0	0	0	300	0	180	0	480	5,055	5,535
ET17H	Post Road to Frantz Road Intersection Study	0	0	0	500	0	0	0	500	8,000	8,500
ET16D	N. Riverview Rehabilitation	269	0	10	75	0	0	0	85	850	935
ET167	Bridge Street District Program Management	5,630	1,455	400	0	0	0	0	400	0	400
ET17L	Rings Road Utility Burial (Churchman Rd to Eiterman Rd)	0	0	0	0	0	0	0	0	655	655
ET17M	River Forest Storm and Roadway Improvement	0	0	180	0	0	1,800	0	1,980	0	1,980
ET158	Sawmill Road - Snouffer Road Intersection Improvements	243	0	0	0	0	0	0	0	6,865	6,865
ET003	US33/SR161/Post Road Interchange	16,995	160	750	0	0	0	0	750	7,250	8,000
ET518	Hyland-Croy & Post Preserve Roundabout (TIF)	0	0	0	0	0	230	0	230	1,775	2,005
ET092	Post Preserve Access Modification (TIF)	191	180	0	0	0	0	0	0	1,485	1,485
ET089	Hyland-Croy / McKitrick Road Roundabout	247	132	400	0	0	0	2,100	2,500	0	2,500
ET157	Post Road Improvements	0	0	0	0	0	0	0	0	5,230	5,230
ET17U	Riverside Dr/Summit View Road Intersection and Shared-Use Path	0	0	0	0	0	0	0	0	1,960	1,960
ET16E	Comprehensive Wayfinding System - Phased City Wide	804	90	230	185	165	105	0	685	0	685
ET184	Rings Farms Public Streets and Utilities	0	450	0	0	0	0	0	0	3,900	3,900
ET185	Cosgray and Rings Roads Intersection Improvements	0	0	0	0	0	0	0	0	225	225
ET186	Riverside Dr at Martin Road Roundabout and Access Management	0	0	0	0	0	0	0	0	9,350	9,350
ET187	Frantz Road Streetscape Improvements	0	190	470	0	0	0	0	470	660	1,130
ET188	West Bridge Street Area Improvements	0	0	0	475	0	0	0	475	0	475
ET181	Franklin Street Improvements & AEP South High Street Pole Line Removal and Relocation	0	0	0	0	50	1,090	0	1,140	0	1,140

CITY OF DUBLIN
CAPITAL IMPROVEMENT PROJECTS
2019-2023

(MUNIS) PROJECT NO.	DESCRIPTION	PRIOR YEARS ($000)	2018	2019	2020	2021	2022	2023	TOTAL 2019-2023 ($000)	BEYOND 2023 ($000)	TOTAL TO BE BUDGETED
	TRANSPORTATION - STREETS AND PARKING										
	CAPITAL ENHANCEMENTS / NEW CAPITAL INFRASTRUCTURE										
	Street Projects:										
ET111	Railroad Quiet Zone, Houchard Road to Leap Road	10	0	0	0	0	0	0	0	25	25
ET17I	Shawn Falls Extension, phase 1	0	0	0	0	0	0	0	0	6,150	6,150
ET159	Dale Drive Rehabilitation	0	0	0	0	0	0	0	0	6,065	6,065
ET161	Tuttle Crossing Blvd., phase 2	0	125	0	0	0	0	0	0	900	900
NEW	Avery and Shier-Rings Road Roundabout & Old Avery Relocation	0	0	530	1,205	4,000	0	0	5,735	0	5,735
NEW	Bright Road Improvements	0	0	0	200	0	0	0	200	2,200	2,400
NEW	Hyland-Croy Road Corridor Improvements	0	125	1,450	2,925	9,825	0	0	14,200	0	14,200
	Parking Projects:										
ET17A	Smart Parking/Bridge Street District Parking Control/Metering Equipment	0	0	475	0	0	0	0	475	0	475
7/31/2018	**TOTAL**	**26,231**	**10,303**	**9,095**	**22,625**	**24,085**	**3,405**	**2,100**	**61,310**	**80,075**	**141,385**
2019-2023	**TOTAL - STREETS AND PARKING**	**26,231**	**15,453**	**16,270**	**30,270**	**31,860**	**11,590**	**9,915**	**99,905**	**80,240**	**180,145**
2018-2022	**TOTAL - STREETS AND PARKING**	27,477	38,806	27,400	16,905	8,825	11,505	n/a			
	$$ Difference	(1,246)	(23,353)	(11,130)	13,365	23,035	85	n/a			
	% Difference	0.0%	-60.2%	-40.6%	79.1%	261.0%	0.7%	n/a			

- Projected increase
- Projected decrease
- New project
- Shift in project year

City of Dublin

2019 - 2023 Capital Improvements Program

TRANSPORTATION – STREETS AND PARKING
CAPITAL MAINTENANCE

Note: The funding source for the following projects is the Capital Improvements Tax Fund unless otherwise stated.

AT191 Annual Street Maintenance Program

Funding for this project provides an annual allocation for repairing the City's roadways. The Street Maintenance Program consists of replacement of deteriorated concrete curb and gutter, street base stabilization, milling of deteriorated pavement surfaces and placement of new asphalt pavement. There are currently 274 miles of public roadway in the City with an equivalent of 619 lane miles of pavement. The pavement was inspected in 2017 by Gorrondona & Associated, Inc. using laser scanning technology to measure distress and calculate a Pavement Condition index (PCI) score. The current average PCI of the system is 80.7 with an overall system goal of 75, which equates to "good" condition. In addition, there is a goal of a minimum rating of 50 for local streets and 60 for all others.

Pavement Condition Index

PCI Goal	75
Current Condition	80.7

Miles of Pavement

	Center Line Miles	Lane Miles
Dublin Maintained	274	619
Dublin Snow & Ice	283	644
All Roads	318	N/A

The factors used to prioritize and select streets for inclusion in the program include: existing pavement condition index, type and severity of deterioration, average daily traffic, functional classification of the street, annual maintenance costs, and expected economy of grouping streets by location to gain contractor efficiency and minimize neighborhood disruptions. Also evaluated is the condition of the existing curb and gutter. That work is aligned with the pavement work.

Routine maintenance is addressed by City staff including pothole patching, spot asphalt repairs, berm repairs, and spot concrete curb repairs.

City of Dublin

2019 - 2023 Capital Improvements Program

The annual cost estimates funded in the five-year program are based on average per lane mile costs of historical Dublin resurfacing contracts.

AT19A Annual Guardrail Replacement and Maintenance

This project provides funding for the guardrails within Dublin to be maintained and/or replaced in compliance with current standards. There are 249 guardrail locations within or touching the City limits. Of that total, Dublin maintains 189 locations totaling 29,843 feet of guardrail. The remaining locations are maintained by the State, County, or private entities. Of the guardrail maintained by Dublin, 61% are metal and the remaining 39% are wood.

A comprehensive inventory and inspection was performed in 2017 of the existing guardrails in Dublin. A 5-year work plan has been developed in support of the funding requests. The inspections take the condition of the rails and posts into consideration while also evaluating the alignment and protective coating conditions. The inspections also verify that the guardrail meets the height criteria.

A comprehensive Work Plan for Guardrail Maintenance is on-file in the Public Works Department.

Year	Number Locations	Total Length	Const Estimate	Design Estimate	Total Estimate
2019	16	1,950	$151,000	$18,000	$169,000
2020	12	1,274	$116,000	$27,000	$143,000
2021	10	1,747	$177,000	$42,000	$219,000
2022	18	2,127	$278,000	$41,000	$319,000
2023	7	1,959	$269,000	$0	$269,000

Year / Work Type / Location	Score	Total Length	Number	Const Total
2019	**55**	**1,950**	**16**	**$151,000**
Full Replace - Metal	**46**	**870**	**5**	**$65,000**
POST RD	55	671	3	$50,000
RIVERSIDE DR	32	200	2	$15,000
Full Replace - Wood	**53**	**628**	**6**	**$86,000**
ARYSHIRE DR	56	242	2	$34,000
BRAND RD	58	263	2	$36,000
OLD WILCOX RD	44	123	2	$16,000
Project Replacement	**68**	**451**	**5**	**$0**
BRIGHT RD	49	88	2	$0
CARNOUSTIE DR	77	236	2	$0
FRANTZ RD	88	128	1	$0
2020	**59**	**1,274**	**12**	**$116,000**
Full Replace - Wood	**57**	**813**	**8**	**$116,000**
EITERMAN RD	50	299	2	$43,000
GLICK RD	65	140	2	$20,000
KILGOUR PL	53	179	2	$25,000
SHAWAN FALLS DR	72	125	1	$18,000
SUMMIT VIEW RD	52	69	1	$10,000
Project Replacement	**61**	**461**	**4**	**$0**
MUIRFIELD DR	61	461	4	$0
2021	**60**	**1,747**	**10**	**$177,000**

City of Dublin

2019 - 2023 Capital Improvements Program

GLICK RD	65	140	2	$20,000
KILGOUR PL	53	179	2	$25,000
SHAWAN FALLS DR	72	125	1	$18,000
SUMMIT VIEW RD	52	69	1	$10,000
Project Replacement	**61**	**461**	**4**	**$0**
MUIRFIELD DR	61	461	4	$0
2021	**60**	**1,747**	**10**	**$177,000**
Full Replace - Metal	**59**	**135**	**2**	**$11,000**
DUBLIN RD	57	99	1	$8,000
RIVERSIDE DR	61	35	1	$3,000
Full Replace - Wood	**59**	**1,114**	**6**	**$166,000**
AVERY RD	62	85	1	$13,000
DUBLIN METHODIST LN	56	254	1	$38,000
MEMORIAL DR	59	407	2	$60,000
WAREHAM DR	59	367	2	$55,000
Project Replacement	**67**	**498**	**2**	**$0**
CARNOUSTIE DR	67	498	2	$0
2022	**59**	**2,127**	**18**	**$278,000**
Full Replace - Metal	**62**	**483**	**3**	**$40,000**
DUBLIN RD	62	483	3	$40,000
Full Replace - Wood	**59**	**1,550**	**13**	**$238,000**
BRISTOL PKWY	55	254	2	$39,000
EMERALD PKWY	60	193	1	$30,000
MACBETH DR	60	117	2	$18,000
MEMORIAL DR	60	128	1	$20,000
MUIRFIELD DR	60	761	6	$116,000
MUIRFIELD RD	60	98	1	$15,000
Project Replacement	**55**	**94**	**2**	**$0**
MONTEREY DR	55	94	2	$0
2023	**63**	**1,959**	**7**	**$269,000**
Full Replace - Wood	**58**	**1,705**	**5**	**$269,000**
BRAND RD	52	1,549	1	$245,000
STOCKTON WAY	59	156	4	$24,000
Project Replacement	**78**	**253**	**2**	**$0**
BRANDONWAY DR	78	253	2	$0
Grand Total	**59**	**9,056**	**63**	**$991,000**

Note: Design costs are not included in the table above.

Average Condition Score	**70**
Goal	**70**

Number of Dublin Guardrails	**189**
Total Length of Dublin Guardrails (feet)	**29,844**

AT197 Annual Parking Lot Maintenance

This project provides for the maintenance of the City's parking lots. There are 85+/- inventoried public parking locations in the City of Dublin including lots and on-street parking locations. The public parking lots total approximately 76 acres of area.

A comprehensive Work Plan for Parking Lot Maintenance, including detailed condition scores is on-file in the Public Works Department.

An annual funding amount is reflected during the five-year program period based on projects to be completed by year.

Average Condition Score	**70.6**
Goal	**70**

City of Dublin

2019 - 2023 Capital Improvements Program

Year	No. Projects	PM Estimate	Const Estimate	Total Estimate
2019	11	$212,000	$120,000	**$332,000**
2020	9	$97,000	$83,000	**$180,000**
2021	1	$0	$342,000	**$342,000**
2022	2	$0	$501,000	**$501,000**
2023	11	$144,000	$0	**$144,000**

Year / Planned Work / Location	Number	Const Estimate
2019	**11**	**$332,444**
Concrete Repair	**1**	**$34,028**
Fuel Station	1	$34,028
PM - Crackseal and Sealcoat	**8**	**$212,263**
City Hall East Lot	1	$2,926
City Hall West Lot	1	$14,006
DCRC North Lot	1	$46,391
Fleet Maintenance Front Lot	1	$21,676
Fleet Maintenance Rear Lot	1	$90,187
Justice Center Back Lot	1	$27,316
NE Coffman Park Drive	1	$7,980
Tartan West Open Space Lot	1	$1,780
Replace	**1**	**$32,843**
Darree Fields Community Garden Lot	1	$32,843
Resurface	**1**	**$53,312**
Justice Center Front Lot	1	$53,312

City of Dublin

2019 - 2023 Capital Improvements Program

Year / Planned Work / Location	Number	Const Estimate
2020	**9**	**$179,812**
PM - Crackseal and Sealcoat	**8**	**$96,704**
Darby Street Parking Lot	1	$15,807
Darree Fields Ball Diamond West Lot	1	$7,223
Indian Run Elementary North Parking Lot	1	$13,135
John Wright Lot	1	$2,143
Llewellyn Farms Park Lot	1	$4,487
North Pool Lot	1	$30,532
Ted Kaltenbach Park Lot	1	$14,271
Thaddeous Kosciuszko Park Lot	1	$9,107
Mill & Fill	**1**	**$83,108**
Darree Fields West Drive	1	$83,108
2021	**1**	**$342,300**
Replace	**1**	**$342,300**
DCRC West Overflow Lot	1	$342,300
2022	**2**	**$501,399**
Resurface	**2**	**$501,399**
Service Complex Rear Drive	1	$78,925
Service Complex Rear Lot	1	$422,474
2023	**11**	**$144,456**
PM - Crackseal and Sealcoat	**11**	**$144,456**
Avery Park Water Tower Lot & Drive	1	$14,938
Darree Fields Miracle League Lot	1	$9,191
Darree Fields SE Entrance Drive	1	$16,249
Darree Fields Soccer Center N Lot	1	$12,156
Darree Fields Soccer Center S Lot	1	$12,294
Darree Fields Soccer East N Lot	1	$16,577
Darree Fields Soccer East S Lot	1	$15,165
Darree Fields Soccer NE Lot	1	$9,571
Darree Fields Soccer North West Lot	1	$19,612
Darree Fields Soccer Restroom Lot	1	$5,610
Darree Fields West Entrance Drive	1	$13,092
Grand Total	**34**	**$1,500,411**

Note: Design costs are not included in the table above.

City of Dublin

2019 - 2023 Capital Improvements Program

AT19E Annual Retaining Wall and Decorative Wall Maintenance

This project provides funding for maintenance of the City's retaining and decorative walls. In August 2016, an inventory of all the walls in Dublin was conducted; walls 36" or taller and adjacent to the roadway were inventoried. Walls inside parks or any other location not near the roadway right-of-way were not inventoried. There are 254 wall locations within the City limits totaling approximately 5 miles in length. Of that total, Dublin maintains 78% of the length of wall locations totaling 20,618 feet. The remaining locations are maintained by the County or private entities. The vast majority of the wall types are stone. There is also a significant number of concrete walls as well as a few timber walls and mechanically stabilized earth walls. The focus of the retaining wall work plan is to address and prioritize structural problems while also focusing on the aesthetics of the wall. Preventative maintenance is mainly performed through our concrete sealing contract.

A comprehensive Work Plan for Wall Maintenance, including detailed condition scores is on-file in the Public Works Department.

Funding is programmed for this project on an annual basis for design and construction.

AT19F Annual Pavement Preventive Maintenance

Funding this project provides for the annual pavement preventive maintenance (PM) in the form of crack sealing, pavement rejuvenators and other strategies. Preventive maintenance is a planned strategy of cost effective treatments to an existing roadway system that preserves the system, decelerate future deterioration, extends the service life, and maintains or improves the functional condition of the system without substantially increasing structural capacity. Pavement preventive maintenance treatments reduce the amount of water infiltrating the pavement structure, protect the pavement system, slow the rate of deterioration, or correct surface deficiencies such as roughness and non-load related distress. Applied at the proper time, preventive maintenance treatments are proven to prolong the life of pavements at a lower user cost.

The annual cost estimates funded in the five-year program are based on dividing the square yards of pavement that meet the PM criteria by 5 years and multiplying by the average PM costs and inflated using ODOT's inflation calculator.

AT19G Traffic Signal Wiring and Cabinet Maintenance and Replacement

This project provides funding for the replacement of traffic signal controller cabinets and replacement of traffic signal wire at existing traffic signal locations. This work is necessary due to aging of the infrastructure, upgrading equipment, or needing to improve maintenance access.

City of Dublin

2019 - 2023 Capital Improvements Program

Funding provides for design in 2018, contracted wiring work at 2 intersections in 2022, 2 in 2023, and the last one is reflected beyond the five-year period as funding becomes available. Locations are:

- Bridge Street (US-33/SR-161) at High St (SR-745)
- Emerald Parkway at Coffman Road/Coffman Park Drive
- Avery-Muirfield Drive at Perimeter Loop Road/Hospital Drive
- Frantz Road at Blazer Parkway/Longbranch Drive
- Riverside Drive (SR-257) at Summit View Road

NEW Shier Rings Park Wall Rehabilitation

This project provides funding for rehabilitation of the cast-in-place concrete and stone veneer walls surrounding portions of the pond located at Shier Rings Park. The stone veneer has begun to delaminate from the concrete and is posing a concern at the edge of the water. Several alternatives were investigated. The option to modify the wall height and replace the stone veneer was selected as the best course of action.

Funding is programmed in 2019 for design, with construction programmed in 2020.

NEW Eiterman and Ballantrae Intersection Paver Repairs/Replacement

This project provides funding to remove and re-use and/or replace the pavers at the intersection of Eiterman Road and Ballantrae Place. The pavers will be removed and placed on a new base. The existing intersection has isolated areas of shifting pavers, causing the intersection to fail both aesthetically and structurally.

Design is programmed for funding in 2019, with construction programmed in 2020.

City of Dublin

2019 - 2023 Capital Improvements Program

TRANSPORTATION – STREETS AND PARKING
CAPITAL ENHANCEMENTS / NEW CAPITAL INFRASTRUCTURE

Street Projects:

ET013 Tuttle Crossing Boulevard Extension – Wilcox Road to Avery Road / Avery Road Widening – Tuttle Crossing Blvd. To Rings Road East, phase 1

This public infrastructure project provides for the extension of Tuttle Crossing Boulevard from its current terminus at Wilcox Road to Avery Road. The project includes the construction of a four-lane boulevard with curb and gutter, bikeway, sidewalk, street lights, traffic signals, a multi-use tunnel and landscaping. Funds for a preliminary alignment study were programmed for 2012 partially due to the National Church Residence's (NCR) ability to secure financing for the construction of one and two bedroom housing units for seniors of mixed incomes and discussions with Homewood for development of the area north of the NCR site.

Site acquisition is currently on-going through 2018 and 2019, with construction currently programmed in 2020.

Costs in 2019 include a utility duct bank that will be extended along Tuttle Crossing Boulevard. Overhead utilities will be buried along Avery Road and Rings Road, from the intersection with Avery Road west to 6236 Rings Road.

Construction costs reflected in the Capital Improvements Program include total construction costs (not total Dublin costs). Currently, Dublin's portion of the project is planned to be funded through service payments from the Rings/Frantz TIF, and Thomas/Kohler TIF. The individual contributions to the outside funding is as follows:

City of Columbus	$2,800,000
Private Developer	$492,800
MORPC Attributable Funds	$7,000,000
Gage Crossing	$42,986
	$10,335,786

However, a $5,500,000 "gap" in funding still exists. In order to close the funding gap, Dublin increased the request to MORPC for attributable funds to include funding for utility relocation and landscaping. If this request is successful, it would reduce Dublin's portion of the construction costs to under $500,000, leaving the majority of Dublin's commitment to project development and right-of-way acquisition.

City of Dublin

2019 - 2023 Capital Improvements Program

As of early August 2018, representatives from MORPC have expressed that accommodating additional funding requests will be difficult until 2021, or perhaps may even be pushed to later years. Subsequently, the timing of construction of the project is subject to change.

ET142 Avery Road Widening – From Rings Road East to Woerner-Temple Road, phase 2 (Interim Solution)

This project provides for the widening of Avery Road from Woerner-Temple Road to Rings Road West. It will include a four lane boulevard "Emerald Parkway" section for Avery Road approximately 3,150 feet in length; street lighting; and a bridge over Cramer Ditch. This project widens Avery Road to the maximum four lane section due to development pressure along Avery Road, including Avondale Woods and the National Church Residences. Funding for this project has been deferred past the five-year program period, and will be re-evaluated as the Tuttle Crossing Boulevard Extension project progresses.

The interim solution provides funding for a traffic signal and necessary accompanying roadwork at the intersection of Avery Road and Rings Road. Funding is programmed in 2020 for design and any necessary right-of-way acquisition, and construction is programmed in 2021.

Funding for this project is anticipated to be from service payments from the Thomas/Kohler TIF, and the Rings/Frantz TIF. Attributable funding through MORPC was applied for in 2016, however the City was not selected for funding of this project.

ET066 Eiterman Road Relocation

This project includes funding for the relocation of Eiterman Road from the SR 161/Eiterman Road roundabout project south around the Ohio University (OU) campus. Work includes the burial of overhead utilities along Eiterman Road. This project helps to facilitate the OU campus expansion, and provides greater freeway frontage and development opportunities.

Design of the project is programmed in 2018, and construction, landscape and utility burial is reflected beyond the five-year program period. The project is subject to on-going evaluation and will be initiated by further development of the Ohio University campus.

Funding for this project will be advanced. As funds become available, service payments from the Ohio University (OU) TIF will repay the advance(s).

City of Dublin

2019 - 2023 Capital Improvements Program

ET164 University Boulevard Extension, phase 2

This project provides the next phase of University Boulevard, south of SR 161. The project provides funding for extension of 1,375 feet of roadway to support development of the OU campus. Relocated Eiterman Road will connect with University Boulevard phase 2.

Design of the project is programmed in 2018, but as of July 2018 work has not begun on this design effort as the project is development dependent. Construction and landscaping are reflected beyond the five-year program period. Funding for this project will be advanced. As funds become available, service payments from the Ohio University (OU) TIF will repay the advance(s).

ET517 Shier Rings Road - Avery Road to Eiterman Road

This project provides programming for the upgrade of the existing 2-lane road with ditches to a four to five lane road (divided with median) with curb and gutter within 100 ft. right-of-way. Possibly a roundabout will be installed at Eiterman Road/Shier Rings Road. Approximately 5,400 ft. of Shier Rings Road will be affected.

City Council approved Ordinance 05-16 authorizing the purchase of 73.650 acres, more or less, located at 6600 Shier Rings Road. The timing of the development of this property impacts the need for infrastructure improvements.

Design is programmed in 2019, site acquisition and utility relocation in 2020, and construction and landscaping in 2021. The funding sources for this project will include developer contributions, the Perimeter West TIF, the Shier Rings TIF, and General Fund transfer.

ET523 Perimeter Drive Widening - Holt Road to Commerce Parkway

This project widens approximately 3,300 linear feet of Perimeter Drive from Holt Road to Commerce Parkway from an existing three lanes to four to five lanes to address increased traffic volume, delay, and reduced safety on Perimeter Drive. This improvement supports the commercial corridor along Perimeter Drive. Utilities are already buried along Perimeter Drive. The proposed right-of-way width is 100 feet. There is approximately 90 feet already in place. An additional 10 feet along the north side of Perimeter Drive will be required when the project advances.

The final design is programmed in 2020 with right-of-way acquisition is funded in 2022. Utility relocation, construction and utility relocation is reflected beyond the five-year program period. This project will be funded through service payment revenue received from the Perimeter Center TIF.

City of Dublin

2019 - 2023 Capital Improvements Program

ET17H Post Road to Frantz Road Intersection Study

This project provides funding to study the realignment of Post Road to create an intersection with Kilgour Place that is further north of the existing intersection near SR 161. This will also provide an alternative route at some future point when SR 161/Frantz Road/Post Road intersection is reconstructed. This is approximately 1,550 feet of reconstruction and realignment.

Design for this project is programmed in 2020, site acquisition and construction is reflected beyond the five-year program period. Outside funding sources will be pursued for the future construction costs of this project.

ET16D North Riverview Rehabilitation

Funding for this project provides for spot repairs, resurfacing and re-striping of N. Riverview Street from the construction entrance north to Dublin Road, and the Indian Run intersection. As this street is serving as the haul road for the pedestrian bridge construction, it is likely that the haul road will need spot repairs and other maintenance after the bulk of construction is complete.

Design is programmed in 2019, and funding for spot repairs to the haul road is shown in 2020. Additional funding is reflected beyond the five-year period for more extensive road work, if necessary.

ET167 Bridge Street District Program Management

This project provides funding for the management of public infrastructure planning, design and construction in the Bridge Street District. Consultant support is provided for peak planning, design and construction periods in lieu of hiring permanent staff. The project costs programmed represent estimated management costs based on proposed construction projects.

The bulk of the funding in 2018 and 2019 is for construction administration and testing for the pedestrian bridge project. Funding for this additional management support is currently programmed for completion in 2019. The Bridge Street TIF is the funding source for this project.

ET17L Rings Road Utility Burial (Churchman Road to Eiterman Road)

This project is the relocation of overhead utilities on AEP power poles to underground conduits and vaults on the north side of Rings Road between the west side of Churchman Road roundabout and the east side of Eiterman Road to 6236 Rings Road, which is where the Tuttle Crossing Boulevard extension project ends burying overhead utilities. Overhead utilities will be placed underground with the Tuttle Crossing Boulevard extension project from Rings Road to Woerner-Temple Road, including

City of Dublin

2019 - 2023 Capital Improvements Program

Rings Road between Eiterman Road and Avery Road. This project will place underground the remaining aerial utilities within Dublin's corporation limit along Rings Road from west of the Churchman Road/Rings Road roundabout to 6236 Rings Road.

Design, site acquisition, construction and costs of other appurtenances are reflected beyond the five-year program period.

ET17M River Forest Storm and Roadway Improvements

This project provides funding for improvement to roadside drainage and rehabilitation of roadways in River Forest. Over time, the ditches in this area have been filled in by residents causing the roadway not to drain properly. The project includes installation of storm piping, removal or modification of enclosed ditches, and reconstruction of roadways. Location for the work is Ashford Road, Indian Hill Road, River Forest Road and Bennett Court.

Project design is programmed in 2019 with construction funded in 2022.

Funding for the construction of this project will be from issuance of debt.

ET158 Sawmill Road – Snouffer Road Intersection Improvements

This project is funded to evaluate the intersection access at the Sawmill Road and Snouffer Road intersection. This intersection is located near the Dublin Village Center shopping center which has been struggling for years. This evaluation is to determine what, if any modifications to the intersection access and configuration are possible. This project also includes funding a bridge study to determine what type of bridge would be best across I-270 in this area, as well as a traffic analysis to determine how the new bridge would tie into Emerald Parkway. This project would be in lieu of widening Sawmill Road to 7-lanes and would be built in cooperation and support from the City of Columbus.

Site acquisition, utility relocations, and construction of the intersection project is reflected beyond the five-year program period. Costs have not been included for a new vehicular bridge. If approved, those costs will be included in future years as studies progress.

ET003 US33/SR161/Post Road Interchange

This project provides for US 33/SR 161/Post Road interchange ramps and terminal intersections previously approved by the Federal Highway Administration and Ohio Department of Transportation. The project will provide needed interchange capacity.

City of Dublin

2019 - 2023 Capital Improvements Program

Dublin assisted Union County with preparing applications for MORPC Attributable Funding and ODOT TRAC funding where they were awarded $7 million in TRAC funding for 2019, and added $1 million for local funding. A significant funding gap for this project still remains. An application for MORPC Attributable Funding is being researched for an out-of-cycle funding request to close the funding gap.

Funding is programmed in 2019 for added design cost to complete phase 2 detailed design drawings, and right-of-way acquisition for a property along Liggett Road and other necessary temporary easements. The Perimeter Center TIF, and any available funding in the COIC Fund will be the funding source for this portion of the project.

The City's contribution towards the project construction is shown beyond the five-year period. The Debt issuance would be the funding source for future construction. The year of construction is dependent on the allocation of outside funds.

ET518 Hyland Croy and Post Preserve Roundabout

This project provides funding for a roundabout at a new intersection on Hyland Croy Road for the new entrance to the Post Preserve subdivision.

Design and site acquisition is programmed in 2022, and will be funded through the Perimeter West TIF. Construction is reflected beyond the five-year program period. Debt would be issued in the future to fund construction of this project.

ET092 Post Preserve Access Modification

This project provides for extending and connecting Springview Lane and Stillhouse Lane, and then extends the roadway to Hyland Croy Road (based on City Council motion on November 20, 2006). The project will also bury existing overhead power lines along the east side of Hyland Croy from Post Road to the access point.

This project is required by ODOT to eliminate the Post Preserve Boulevard intersection with Post Road due to a change in limited access right-of-way for the upgraded interchange at US33/SR161/Post Road.

Construction, utility relocates and landscape is reflected beyond the five-year program period. Design and utility relocate were programmed in 2017 and 2018.

ET089 Hyland-Croy Road/McKitrick Road Roundabout

This project will improve an existing two lane country road into a single lane roundabout with curb and gutter, street lights, crosswalks, storm drainage and landscape. The roundabout will increase intersection capacity, improves sight visibility, and decreases congestion.

City of Dublin

2019 - 2023 Capital Improvements Program

Site acquisition is programmed in 2018 and 2019. Construction, utility relocation and landscaping is programmed in 2023. The developer of Tartan Ridge is required to contribute $118,125 toward this project.

ET157 Post Road Improvements

This project will improve Post Road between Perimeter Drive and Avery-Muirfield Drive providing a standard 3-lane curb and gutter section. This 3,400 feet section of Post Road serves commercial areas; churches; single family residential and senior living establishments. The funding includes landscaping, sidewalk, shared-use path, curb and gutter, enclosures of existing ditches, storm sewers, extension of existing box culvert, and street lights. Project funding also includes AEP burial of overhead utility lines. This improvement project will enhance traffic capacity, provide increased pedestrian/bicycle mobility, and access to commercial properties.

Funding for design, right-of-way or easement acquisition, utility work, construction and other appurtenances of the project are shown beyond the five-year program period.

ET17U Riverside Drive/Summit View Road Intersection and Shared-Use Path Improvement

This project will widen Riverside Drive (SR 257) at Summit View Road to provide for installation of a left turn lane, re-create ditches, and add signalization and landscaping. Also, 750 feet of roadway on Summit View Road will be resurfaced with rigid concrete pavement to correct a maintenance concern with the flexible pavement. The shared-use path will connect to the south of Summit View Road and extend to the northern limit of roadway work of this project, thus connecting the shared-use path east of Summit View Road on the north side of that road.

Funding for design, right-of-way or easement acquisition, construction and other appurtenances of the project are shown beyond the five-year program period.

ET16E Comprehensive Wayfinding System – Phased City Wide

This project includes the design and implementation of a comprehensive wayfinding system to be designed as a modular, cost effective, and maintainable program of signs. The system will welcome and guide visitors from “highway to hallway” with an integrated multimodal system of signs to include directional signage (vehicular, pedestrian), integrated mapping system, parking connectivity, and Bridge Street District traffic control and street name signs. Aesthetically, the system design builds on the Dublin brand, the unique architectural and streetscape character of Historic Dublin, and the future Bridge Street District streetscape standards. Future sign-types could include: Vehicular Gateways, Bike, and Transit signage.

City of Dublin

2019 - 2023 Capital Improvements Program

The Master Sign Plan and key destinations were reviewed in the April 6, 2015 City Council Work Session. The phased plan is as follows:

Phase 1A: Bridge Street District — Riverside Drive and 161/Roundabout, John Shields Parkway (Riverside Drive to Village Parkway).
Phase 1B: Bridge Street District — (All other areas of BSD outside the phase 1A project limits), and extending beyond BSD to include Riverside Drive North of Tuller Road to east at Sawmill, and Coffman Park area West of BSD.
Phase 2A-D: Remaining areas of the city outside Phase 1A + 1B zones, phased in four sections: 2A, 2B, 2C, and 2D.

Costs programmed in 2019 include funding for design of phase 2B, and construction of 2A. Allocations are programmed in 2020-2022 for design, engineering and construction to begin phasing other remaining areas of the City. Final phasing is planned in 2022.

ET184 Rings Farm Public Streets and Utilities

This project will construct approximately 2,400 feet of new public roadway, including a new culvert, sidewalks, and shared-use paths. Also included is the widening of Shier Rings Road to provide for installation of a left turn lane into the project area. This project is located at 6600 Shier Rings Road on acreage owned by the City. Constructing these roadways and installation of utilities will make this City-owned site development ready, enabling the City to attract commercial development to the site.

Design for this project is programmed in 2018, but work has not begun on this effort as it is development dependent. Construction is reflected beyond the five-year program period.

ET185 Cosgray and Rings Road Intersection Improvements

This project programs preliminary engineering to review the alternatives and possible improvements to off-set intersection at Cosgray Road and Rings Road east and west. As annexation and development increases in the general area of this intersection, improvements will be needed at this location to properly manage the increase in traffic volumes.

Funding for this review is not yet programmed in the five-year program plan.

City of Dublin

2019 - 2023 Capital Improvements Program

ET186 Riverside Drive at Martin Road Roundabout and Access Management

This project provides for the installation of a roundabout at the Riverside Drive and Martin Road intersection, near SR 161. Access issues and driveway management issues are the driver for this project. All driveways between Martin Road and SR 161 will be right-in/right-out only, and a median will be installed on Riverside Drive. Left turns from driveways on Riverside Drive will be prohibited, but allowed to U-turn at the roundabouts at Martin Road and SR 161. This will ease turning movements to/from Martin Road to/from Riverside Drive, particularly during peak periods. Project alternatives were analyzed from the driveway perspective including connecting parking lots behind buildings, adding a merge lane on southbound Riverside Drive, moving the merge point for the southbound bypass lane to be closer to SR 161. However the best course of action has been put forward for the project.

Funding for the project is reflected beyond the five-year program period.

ET187 Frantz Road Streetscape Improvements

This project will design and construct streetscape improvements along Frantz Road between Tuttle Road and Bridge Street. The draft Corporate Area Plan – Special Area Plan Update (2017) established a strategy to “refresh” Frantz Road streetscape to better reflect the gateway nature of this important City corridor. The improvements included are landscaping at the public street intersections, median landscaping, way-finding sign system, enhanced crosswalks at the existing public street intersections, repairs to deficient sidewalk sections, and two enhanced mid-block crosswalks.

Funding shown in 2019 reflects funding for landscaping improvements. Funding for construction and other improvements is shown beyond the five-year period.

ET188 West Bridge Street Area Improvements

This project will implement the recommendations from the West Bridge Street Framework Plan (when it is adopted). These improvements may include (but is not limited to) streetscape enhancements, roadway improvements, landscaping, pedestrian mobility options, parking, utility conflict resolution planning, and traffic calming. The project encompasses the area of West Bridge Street from Franklin Street to I-270, with an emphasis in the next few years on the areas east of Corbin Mill to Franklin Street.

Funding shown in 2020 reflects design and studies. Cost estimates for construction and implementation is unknown at this time. Adjustments for such will be needed when final recommendations are made with the final plan, and when developing the scope of work with consultants.

City of Dublin

2019 - 2023 Capital Improvements Program

ET181 Franklin Street Improvements & AEP South High Street Pole Line Removal and Relocation

This project provides funding to add sidewalks to both sides of Franklin Street from Waterford Drive north to the Historic District and will incorporate the Franklin Street Crosswalk at Bridge Street including curb ramp work for ADA compliance. This project will also be coordinated with the timing of the Franklin Street resurfacing work identified in the Street Maintenance Program, and with AEP for utility work needed on Franklin Street to accommodate the burial/removal of the existing overhead lines on South High Street from Bridge Street to Waterford Drive.

Design is programmed in 2021 with construction in 2022 for the Franklin Street improvements. Easements will be acquired through donation.

The work for the AEP South High Street pole line removal and relocation is programmed in 2022.

ET111 Railroad Quiet Zone – Houchard Road to Leap Road

This project provides funding for added supplemental safety measures such as medians or extra gates at each public road/rail crossing. Once installed, train warning whistles would not routinely sound along the CSX line for seven consecutive crossings. The crossings include Houchard Road, Cosgray Road, Rings Road, Avery Road, Hadyen Run Road, Davidson Road and Leap Road. There are various jurisdictions involved, including Franklin County, City of Columbus, and the City of Hilliard. The quiet zone at Davidson Road, and Leap Road are already in place.

Funding for the project is reflected beyond the five-year program period.

ET171 Shawan Falls Extension, phase 1

This project provides funding for the extension of Shawan Falls and Rock Cress for the purpose of providing an alternative route when SR 161/Frantz Road /Post Road intersection is constructed, and includes construction of .65 lane miles of roadway. Work includes the design and reconstruction of the Shawan Falls Bridge over the South Fork of Indian Run. Right-of-way acquisition will be needed from the Federal Post Office property and from OCLC.

Funding for the project is reflected beyond the five-year program period.

ET159 Dale Drive Rehabilitation

Funding for this project provides for the reconstruction of 3,000 feet of roadway and other public utilities in accordance with the Bridge Street District standards. The site location is on Dale Drive from SR 161 to Tuller Road. This is not a signature street.

City of Dublin

2019 - 2023 Capital Improvements Program

The need for the development of this roadway will be commensurate with development of the adjacent property.

Design and construction of this project is reflected beyond the five-year period. The need for this project will be monitored as development occurs and funding is available.

ET161 Tuttle Crossing, phase 2

This project provides funding for preliminary design to extend Tuttle Crossing Boulevard from Cosgray Road to Avery Road. This section of roadway, approximately 1.5 miles, will cross the CSX railroad tracks and will be necessary to determine whether the crossing will be via a bridge or a tunnel. Exploration of those alternatives will be included in the preliminary engineering for the project.

Funding is included in 2018 for preliminary design, and detailed design is reflected beyond the five-year program period. Construction costs are unknown at this time and not reflected.

NEW Avery Road and Shier Rings Road Roundabout and Old Avery Relocation

This project includes the design and construction for a multi-lane roundabout at the intersection and relocation of Old Avery Road to maintain access to the existing commercial businesses. The existing traffic and proposed development along the Shier Rings Road corridor will prompt the need for increased capacity of the roadway.

Funding for design of this project is programmed in 2019, with site acquisition and utility relocation programmed in 2020. Funding for construction is planned for 2021.

The funding source for this project will be through developer contributions, the Perimeter West TIF, Innovation TIF, and General Fund transfer.

NEW Bright Road Area Improvements

This project is necessitated by the new elementary school expected to be built and opened in the fall of 2020 on the Dublin City School's property located on Emerald Parkway. This project will install a new share-use path connection along the south side of Bright Road, between the proposed drive to the future Dublin City School's elementary school, and Macbeth Drive. This will provide pedestrian mobility. An appropriate pedestrian crossing safety feature will also be installed.

NEW Hyland-Croy Road Corridor Improvements

This public infrastructure project includes the study, design and construction for the widening and improvement of Hyland-Croy Road between Post Road and Brand Road. The existing traffic and proposed development along this corridor will outpace the

City of Dublin

2019 - 2023 Capital Improvements Program

capacity of the roadway. The project includes widening the roadway, and intersection improvements where necessary. The current funding level is based on planning level estimates (City of Dublin typical standards) for the 4-lane section, with median, curb and gutter, and bike and pedestrian facilities. However, Dublin staff will continue to work with Union County officials to develop options for the future of Hyland-Croy Road.

However, a $10,650,000 "gap" in funding exists. The City's contribution, as provided in this Capital Improvement Program is estimated at 25% of the project cost. It is expected that multiple jurisdictions and funding sources will be involved. Project partners include Union County and several developers that have contributed or will contribute through infrastructure agreements. Design is programmed in 2019, site acquisition and utility work in 2020, and construction in 2021, but will be contingent on funding.

Parking Projects:

ET17A Smart Parking/Bridge Street District Parking Control/Metering Equipment

This project provides funding for needed parking controls in the Bridge Street District for on-street parking enforcement. The equipment will include single space meters or parking kiosks, as identified in the Parking Study led by the City's Planning division and the Smart Cities initiatives.

Design and construction for this project is programmed in 2019.

15-Water System

CITY OF DUBLIN
CAPITAL IMPROVEMENT PROJECTS
2019-2023

(MUNIS) PROJECT NO.	DESCRIPTION	PRIOR YEARS ($000)	2018	2019	2020	2021	2022	2023	TOTAL 2019-2023 ($000)	BEYOND 2023 ($000)	TOTAL TO BE BUDGETED
	UTILITIES - WATER DISTRIBUTION SYSTEM										
CAPITAL MAINTENANCE											
EW172	Tartan West Water Tank Re-Painting	0	0	0	10	390	0	0	400	0	400
7/31/2018	**TOTAL**	**0**	**0**	**0**	**10**	**390**	**0**	**0**	**400**	**0**	**400**
CAPITAL ENHANCEMENTS / NEW CAPITAL INFRASTRUCTURE											
AW101	Water Line Replacement	1,536	460	70	600	75	600	75	1,420	625	2,045
EW176	Water Line Extensions - Area 4A	0	105	450	0	0	0	0	450	0	450
EW177	Water Line Extensions - Areas 4A, 4B & 4C	0	1,015	0	0	0	0	0	0	0	0
EW178	Water Line Extensions - Areas 3A & 8A	0	0	235	0	970	0	0	1,205	0	1,205
EW179	Water Line Extensions - Areas 2B &2C	0	0	0	285	0	960	0	1,245	0	1,245
EW17A	Water Line Extensions - Area 8C	0	0	0	0	50	0	185	235	145	380
NEW	Bright Road 12" Water Main Extension	0	0	75	135	0	0	0	210	0	210
NEW	Water Line Extensions - Areas 9 & 10B	0	0	0	0	0	240	0	240	850	1,090
NEW	Water Line Extensions - Area 10A	0	0	0	0	0	0	90	90	335	425
NEW	Riverside Drive 12" Water Main Extension - Area 22	0	0	0	0	45	150	0	195	0	195
7/31/2018	**TOTAL**	**1,536**	**1,580**	**830**	**1,020**	**1,140**	**1,950**	**350**	**5,290**	**1,955**	**7,245**
2019-2023	**TOTAL - WATER**	**1,536**	**1,580**	**830**	**1,030**	**1,530**	**1,950**	**350**	**5,690**	**1,955**	**7,645**

2018-2022	**TOTAL - WATER**	827	395	2,315	1,240	1,340	1,420	n/a
	$$ Difference	(709)	1,185	(1,485)	(210)	190	530	n/a
	% Difference	0.0%	300.0%	-64.1%	-16.9%	14.2%	37.3%	n/a

- Projected increase
- Projected decrease
- New project
- Shift in project year

City of Dublin

2019 - 2023 Capital Improvements Program

UTILITIES – WATER DISTRIBUTION SYSTEM
CAPITAL MAINTENANCE

Note: The funding source for the following projects is the Water Fund.

EW172 Tartan West Water Tank Re-Painting

Funds programmed in 2020 and 2021 are for the exterior painting, dry interior and wet interior painting of the Tartan West Tank located at 9860 Hyland-Croy Road. The Tartan West Water Tank was originally built in 2006 and is in need of an adhesion test and inspection of the existing coatings. An inspection will be performed in 2020. Depending on results from that inspection, it is possible that the work will be pushed beyond 2023.

City of Dublin

2019 - 2023 Capital Improvements Program

UTILITIES – WATER DISTRIBUTION SYSTEM
CAPITAL ENHANCEMENTS / NEW CAPITAL INFRASTRUCTURE

AW101 Waterline Replacement

There are areas in the City that have older 2" and 3" water pipes that have been identified for replacement with a 6" water pipes. The smaller lines tend to experience more problems with breaks. Reliability of the water pipes distribution system is a key component for customer satisfaction. Engineering staff has prepared a comprehensive list of areas needing replacement and have completed an analysis of the lines to determine when replacement should occur.

There is funding allocated every other year in 2017, 2019, and 2021 for studies and design, and in 2018, 2020, and 2022 for replacement/construction. The work will continue beyond the five-year period. The majority of the current replacements will take place in Muirfield Village.

Water Line Extensions

These projects will provide funding to systematically provide access to areas of the City not currently on the public water distribution system in accordance with the Public Water Utility and Sanitary Sewer Utility Extensions to Existing Developed Property Policy as adopted by City Council on December 7, 2015.

EW176 Water Line Extensions – Area 4A

This project will provide Area 4A with 6", 8" & 12" water pipe extensions to River Knoll Subdivision (Orchard Crest Drive & River Knolls Place) (11 parcels) and 7049-7575 Riverside Drive (8 parcels). A total of 19 parcels will receive water service.

The project construction is programmed in 2019.

EW177 Water Line Extensions – Area 4A, 4B & 4C

This project provides Area 4B & 4C with 6" & 8" water pipe extensions to Bright Road and Grandee Cliffs Subdivision. Area 4B water extension is located on Bright Road from Riverside Drive and 1,200 feet east of Riverside Drive; Area 4C encompasses Grandee Cliffs subdivision and Bright Road starting at 1,200 feet east of Riverside Drive to MacBeth Drive. The added portion of 4A in this project includes 4780 Bright Road, and 7230-7348 Riverside Drive.

This project provides for 36 parcels to receive access to water service. Construction is programmed for 2018.

City of Dublin

2019 - 2023 Capital Improvements Program

EW178 Water Line Extensions – Area 3A & 8A

This project provides area 3A with 12" water pipe extensions to Riverside Drive and is located along Riverside Drive from Hard Road to Wyandot Woods Boulevard. Area 8A will provide 8" & 16" water pipe extensions to Cara Road, Cara Court, and Rings Road west of Avery Road. The timing of these projects are being leveraged with other projects being scheduled in the area at the time.

Design and site acquisition is programmed in 2019 with construction programmed in 2021.

EW179 Water Line Extensions – Area 2B & 2C

Area 2B & 2C will provide 6", 8", and 12" water pipe extensions to Riverside Drive and O'Shaughnessy Hills. Area 2B is located on Riverside Drive from Summit View Road to 8449 Riverside Drive. Area 2C encompasses O'Shaughnessy Hills subdivision east of Riverside Drive. This project provides for 122 parcels to receive water service.

Design and site acquisition for this project is programmed in 2020 with construction programmed in 2022.

EW17A Water Line Extensions – Area 8C

Area 8C will provide 8" water pipe extensions to Old Wilcox Road. Area 8C is located on Old Wilcox Road between Tuttle Crossing Blvd. and Wilcox Road. This project provides for 5 parcels to receive water service.

Design and site Acquisition for this project is programmed in 2021 with construction programmed in 2023.

NEW Bright Road 12" Water Main Extension

This project provides for a 12" water main extension on Bright Road to provide a connection of a 12" water main between Emerald Parkway roundabout and an existing 12" water main at the Village of Inverness. This will provide a looped water main connection for Riverside Woods, Bryson Cove, Hanna Hills, Kiplinger, Glenbriar neighborhoods, Dublin Scioto High School, and Washington Township Fire Department. Currently there is a single 12" water main supplying water beyond the Emerald Parkway and Hard Road intersections. The extension will serve Area 4A, 4B, and 4C sanitary and water design currently in process (2018).

Design and site Acquisition for this project is programmed in 2019 with construction programmed in 2020.

City of Dublin

2019 - 2023 Capital Improvements Program

NEW **Water Line Extensions – Areas 9 & 10B**

This project will provide 8" and 12" public water main utility extensions in Area 9 to Olde Dublin Woods Drive, Betonywood Place, Red Oak Lane, and Hirth Road. Area 10B includes water main extensions to serve Locus Hill Lane.

Design and site Acquisition for this project is programmed in 2022 with construction reflected beyond the five-year program period.

NEW **Water Line Extensions – Area 10A**

This project will provide Area 10A with 8" water pipe extensions to Thornhill Lane. This project provides for 27 parcels to receive water service.

Design for this project is programmed in 2023 with construction reflected beyond the five-year program period.

NEW **Riverside Drive 12" Water Main Extension - Area 22**

This project will provide Area 22 with 12" water pipe extension on Riverside Drive. The area is situated on Riverside Drive from Martin Road to 600 feet north of Martin Road. The project provides for 2 parcels to receive water service.

Design for this project is programmed in 2021 with construction programmed in 2022.

August 13, 2018

2019 – 2023 Proposed Capital Improvements Program

City of Dublin
OHIO, USA

2019 – 2023 Proposed CIP

Schedule of CIP Events

- Monday, July 2 – Inventory of all proposed projects submitted in Council's packet
- Monday, August 13 – 1st reading of Ordinance No. 47-18 (2019 – 2023 CIP)
  - Brief Overview of Administration's Proposed CIP
- Wednesday, August 15 – 6:30pm CIP Workshop
- Monday, August 20 – 6:30pm CIP Workshop (if needed)
- Wednesday, August 29 – 6:30pm CIP Workshop (if needed)
- Monday, September 10 – 2nd reading of Ordinance No. 47-18 (2019 – 2023 CIP)

Department/Division representatives will be in attendance at the CIP Workshops to answer any questions regarding specific projects

2019 – 2023 Proposed CIP

Proposed CIP developed in support of the City's Strategic Focus Areas

- Ensures City's **fiscal health** by:
  - Complying with adopted policies regarding income tax allocation and debt management
  - Maximizing and leveraging other sources of funding to include grants and partnerships
- Promotes **economic vitality** by:
  - Investing in infrastructure that will be leveraged for economic development opportunities (income tax revenues)
  - Maintaining the City's existing infrastructure to help uphold property values
  - Continuing investment in the legacy office parks
  - Building on the momentum within West Innovation District, Bridge Street District
  - Continuing the expansion of our technology industry cluster and job growth by investing in Smart Mobility and Smart City Initiatives

Resources to Fund CIP

Resources to Fund CIP - Cash

Income Tax Revenue

- 40% allocation
- Unspent portion of 60% allocated for debt service

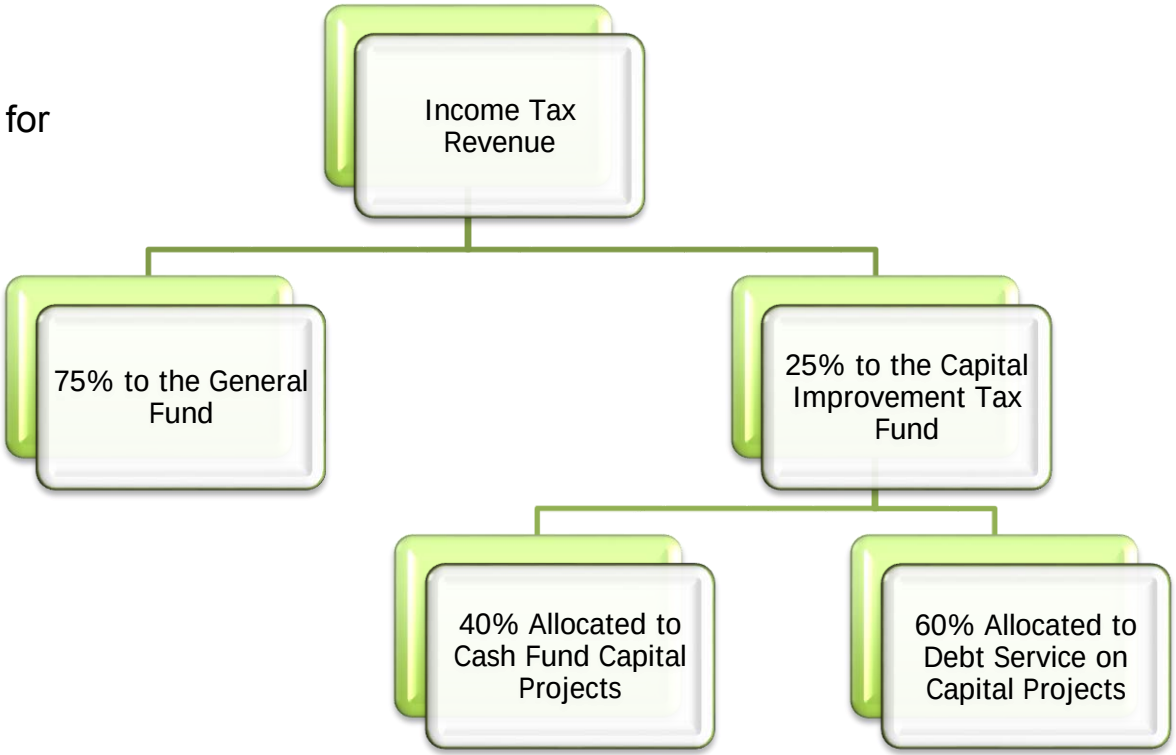

Resources to Fund CIP - Cash

Income Tax Projections (Budget versus Actual)

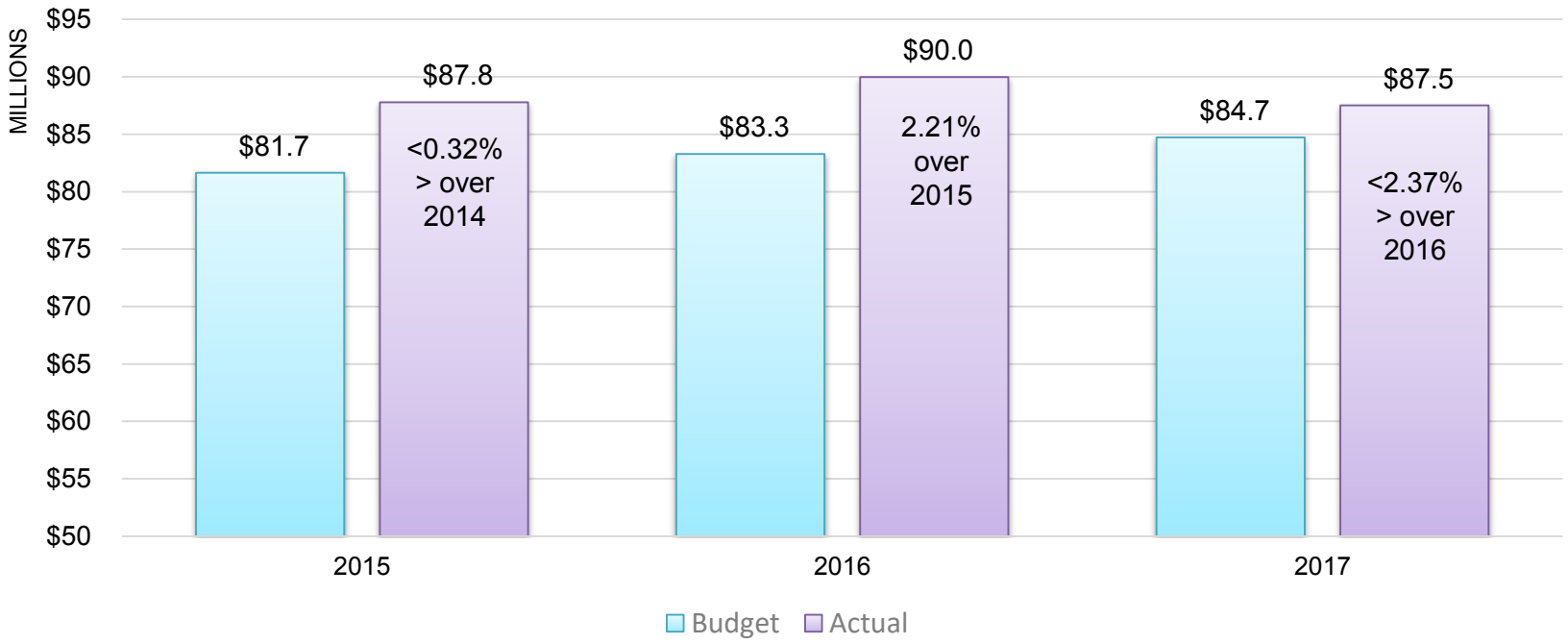

Resources to Fund CIP - Cash

Income Tax Projections (Budget versus Actual)

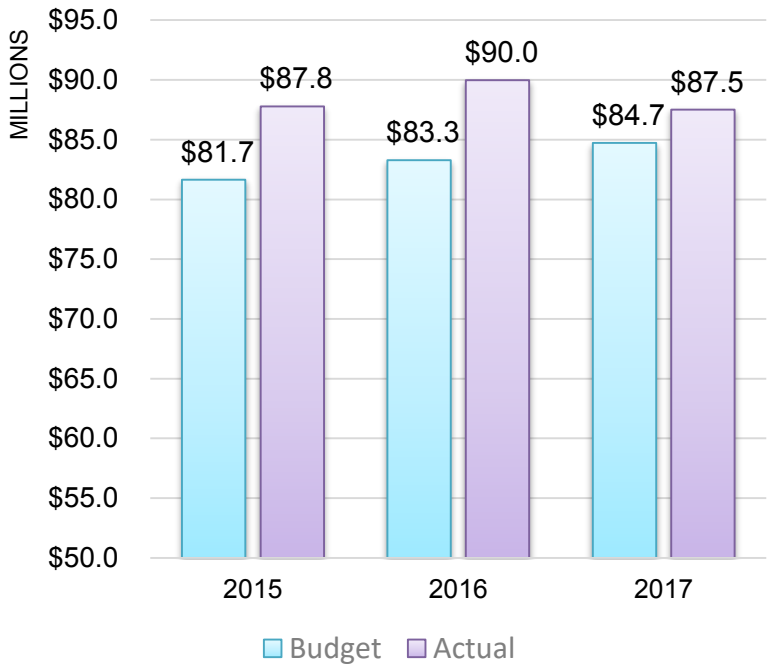

<u>2018 Budget</u>

Estimated Income Tax Revenue $86,000,000

2018 Budget (as of 7/31)……..$51,375,388

2018 Actual (as of 7/31)……$51,754,550

0.7% or $379,162 above budget through July

<1.0%> or <$521,024> under 2017 actual revenue through July

Resources to Fund CIP - Cash

Income Tax Projections

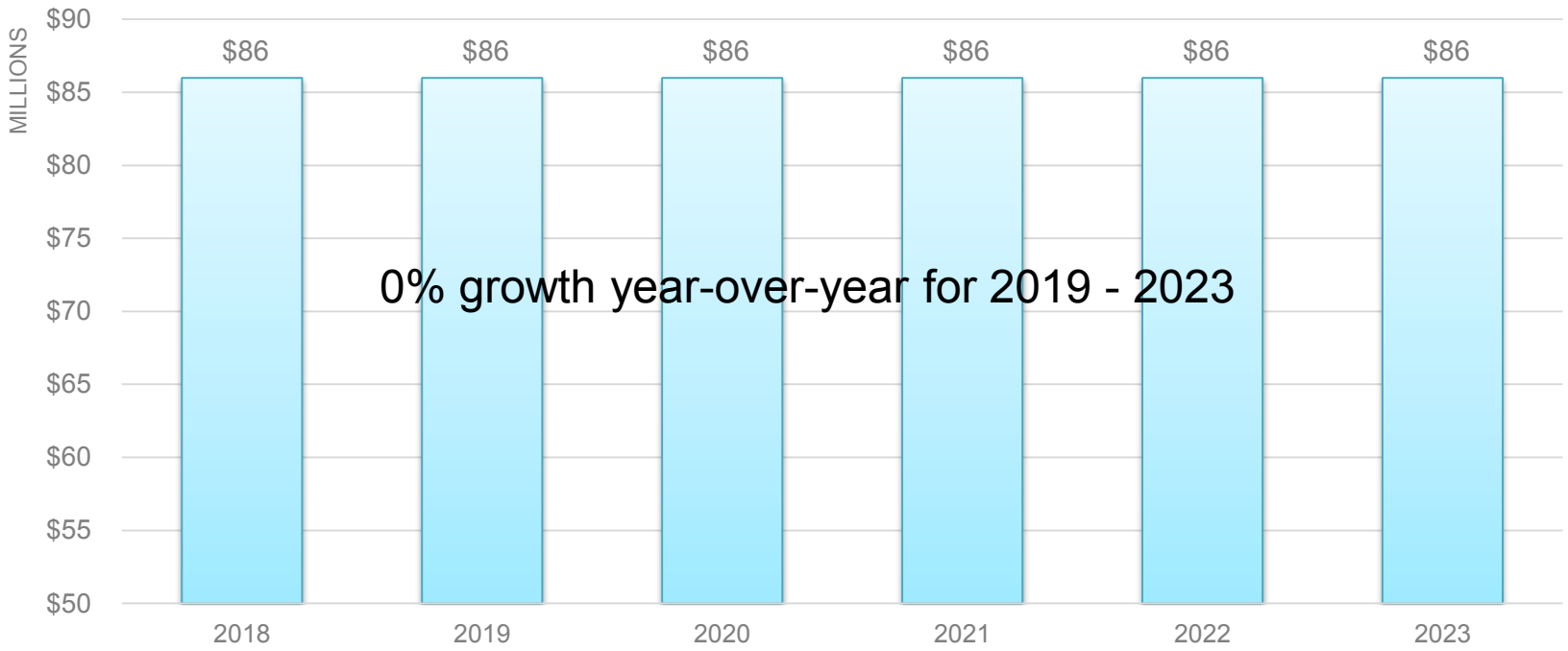

Resources to Fund CIP - Cash

Year	Income Tax Funding[1]	Cash Allocation[2]
2018	$21,500,000	$8,600,000
2019	$21,500,000	$8,600,000
2020	$21,500,000	$8,600,000
2021	$21,500,000	$8,600,000
2022	$21,500,000	$8,600,000
2023	$21,500,000	$8,600,000

[1] 25% of income tax revenue dedicated to the Capital Improvement Tax Fund

[2] 40% of the income tax revenue in the Capital Improvement Tax Fund reserved to cash fund capital projects

2019 – 2023 Proposed CIP

Proposed Project Funding Summary

	2019	2020	2021	2022	2023
Total Resources Available[1]	**$23,541,363**	**$20,799,046**	**$19,284,713**	**$21,300,439**	**$23,232,688**
	⇩	⇩	⇩	⇩	⇩
Beginning Capital Improvement Fund Balance	$3,500,000	$455,863	$97,796	$1,669,713	$3,795,435
Income Tax – 40% allocation	8,600,000	8,600,000	8,600,000	8,600,000	8,600,000
Debt allocation not committed	6,042,863	6,101,183	4,843,417	5,162,226	5,480,849
Property Tax revenue	3,120,000	3,120,000	3,120,000	3,120,000	3,120,000
Transfer from General Fund (per policy)	-	-	-	-	-
Interest Earnings	200,000	200,000	200,000	200,000	200,000
Repayment of Advances	2,078,500	2,322,000	2,423,500	2,548,500	2,036,400
Total Resources Available[1]	**$23,541,363**	**$20,799,046**	**$19,284,713**	**$21,300,439**	**$23,232,688**

[1] Excluding other sources such as TIF, Water and Sewer Revenues, and proceeds from debt

2019 – 2023 Proposed CIP

Proposed Project Funding Summary

	2019	2020	2021	2022	2023
Total Resources Available[1]	**$23,541,363**	**$20,799,046**	**$19,284,713**	**$21,300,439**	**$23,232,688**
Total Proposed Project Requests (excl. advances)	$46,370,000	$60,670,000	$52,215,000	$26,460,000	$20,915,000
Total Proposed Project Requests (Not funded through other Sources)	**$23,085,500**	**$20,701,250**	**$17,615,000**	**$17,505,000**	**$18,880,000**
Balance of Resources Available (available the following year as a resource)	**$455,863**	**$97,796**	**$1,669,713**	**$3,795,435**	**$4,352,688**

[1] Excluding other sources such as TIF, Water and Sewer Revenues, and proceeds from debt

2019 – 2023 Proposed CIP

- Administration
- City Facilities
- Fleet
- Parks
- Public Safety
- Sewer
- Stormwater
- Technology
- Transportation
  - Bicycles & Pedestrians
  - Bridges & Culverts
  - Streets & Parking
- Water

Maintenance
$77,900,000

Enhancements /New Infrastructure & Assets
$128,736,000

Total Project Funding Requests

2019 - $46,370,000

2020 - $60,670,000

2021 - $52,215,000

2022 - $26,460,000

2023 - $20,915,000

TOTAL - $206,630,000

2019 – 2023 Proposed CIP Maintenance $77,900,000

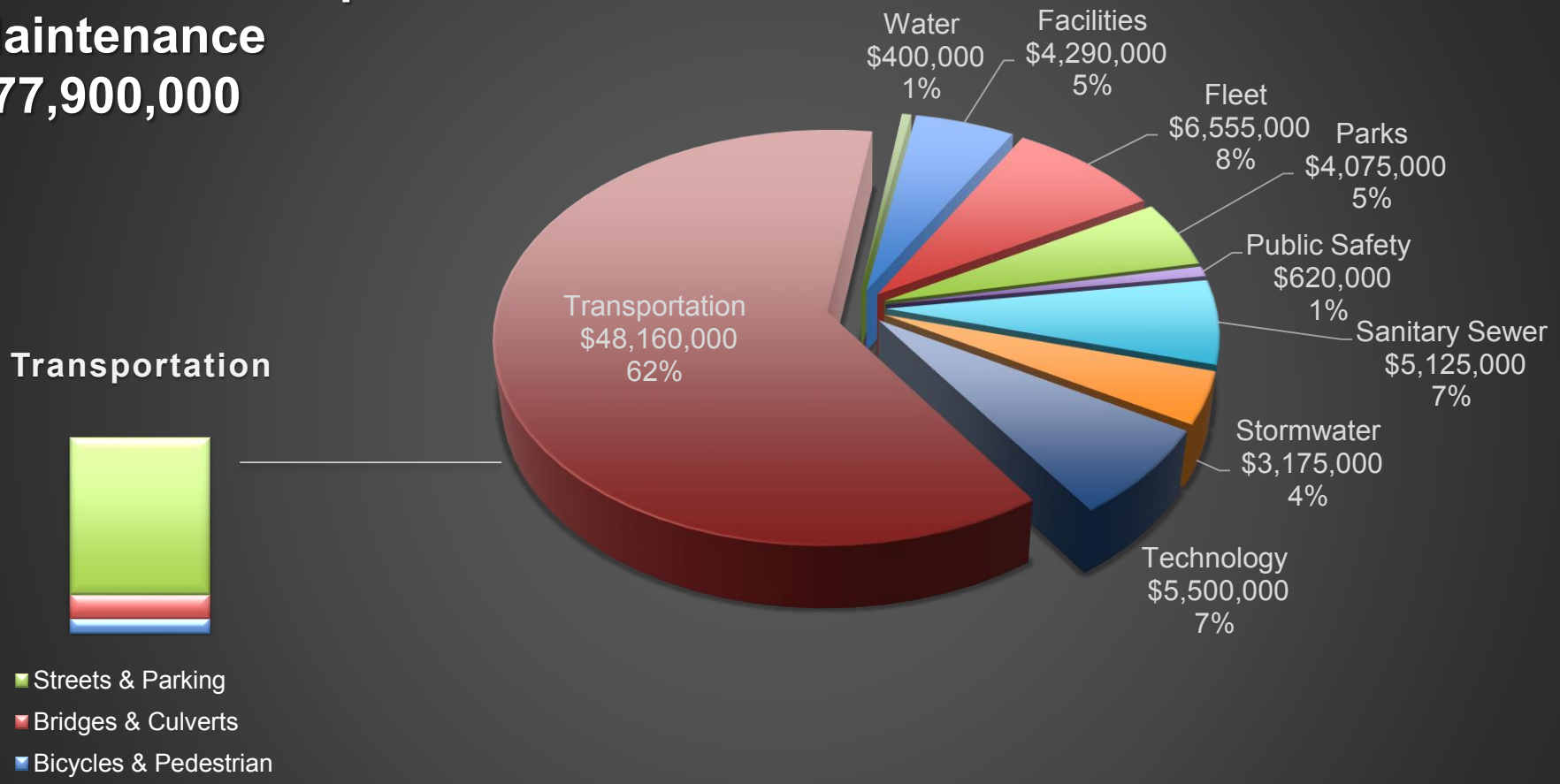

2019 – 2023 Proposed CIP Enhancements/New Infrastructure & Assets $128,730,000

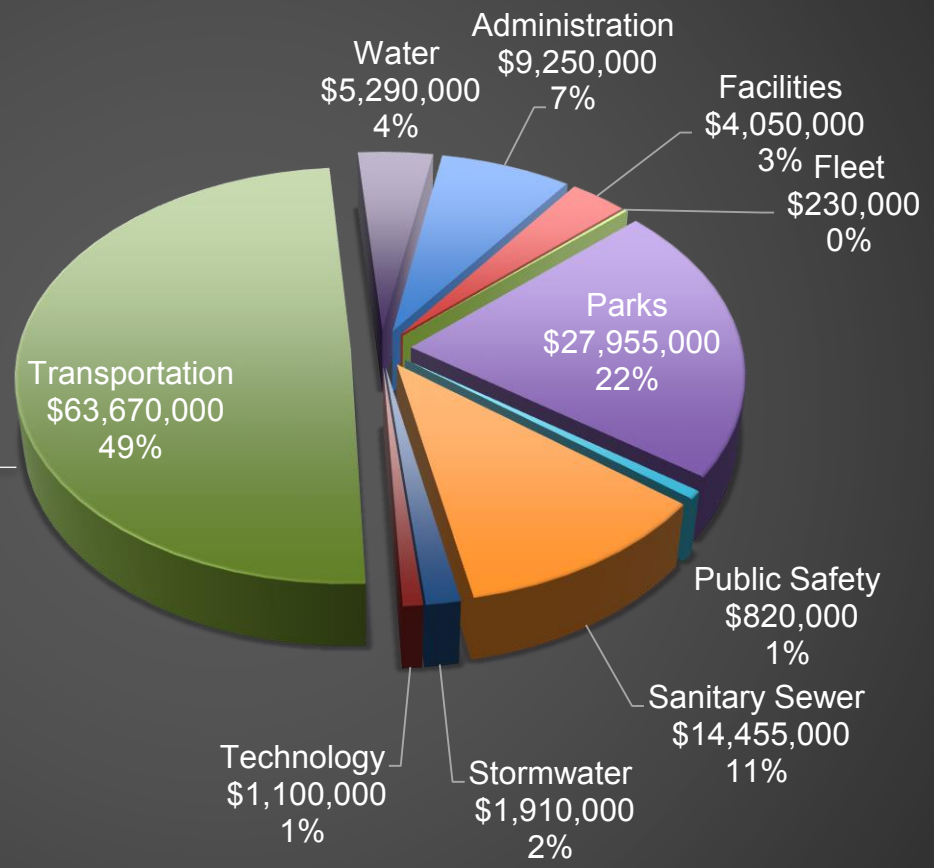

2019-2023 Proposed CIP Funding

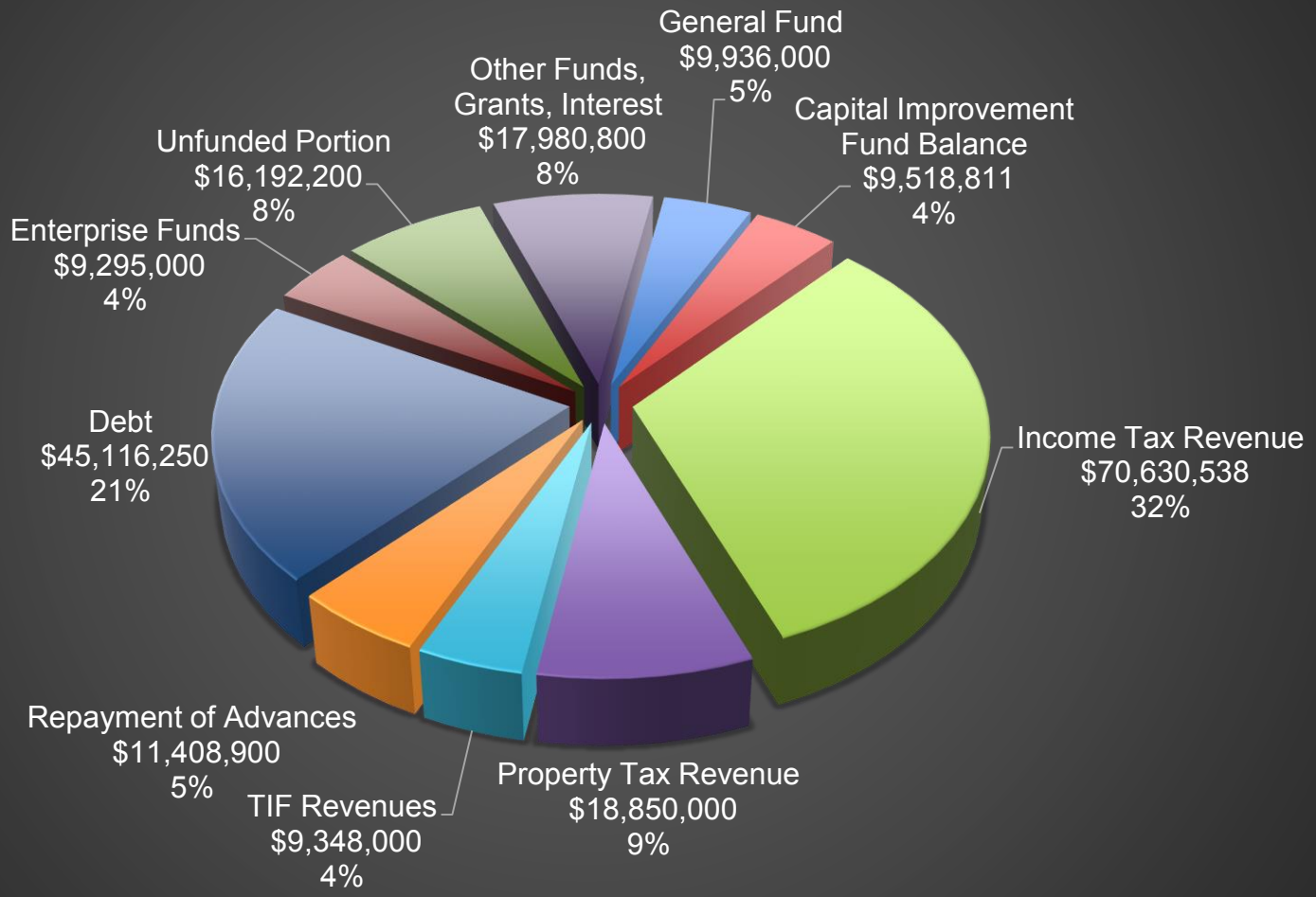

2019 – 2023 Proposed CIP

Debt Financed Projects – Retired by Income Tax Revenue

	2019	2020	2021	2022	2023
Riverside Crossing Park	$10,625,000	$4,200,000	$2,900,000	$ -	$ -
Dublin Community Pool North	$ -	$6,000,000	$ -	$ -	$ -
Hyland-Croy Road Corridor Improvements	$ -	$ -	$2,456,250	$ -	$ -
River Forest Storm & Roadway Improvements	$ -	$ -	$0	$1,800,000	$ -
Total Income Tax Funded	**$10,625,000**	**$10,200,000**	**$5,356,250**	**$1,800,000**	**$ -**

2019 – 2023 Proposed CIP

Debt Financed Projects – Retired by Utility Revenues (Sewer)

	2019	2020	2021	2022	2023
Sewer Improvements/Extensions	$3,070,000	$4,420,000	$4,555,000	$3,575,000	$365,000

Debt Financed Projects

Year	Income Tax Funding[1]	Debt Service Allocation[2]	90% of Debt Service Allocation[3]	Existing and Proposed Debt Service[4]	Debt Allocation not Committed	Additional Debt that Could be Supported[5]
2018	21,500,000	12,900,000	11,610,000	4,281,130	8,618,870	91,610,878
2019	21,500,000	12,900,000	11,610,000	6,857,137	6,042,863	59,410,792
2020	21,500,000	12,900,000	11,610,000	6,798,818	6,101,183	60,139,781
2021	21,500,000	12,900,000	11,610,000	8,056,583	4,843,417	44,417,716
2022	21,500,000	12,900,000	11,610,000	7,737,774	5,162,226	48,402,829
2023	21,500,000	12,900,000	11,610,000	7,419,151	5,480,849	52,385,618
					2019 – 2023 5-Year Average	**$52,951,347**

[1] 25% of income tax revenue dedicated to the Capital Improvement Tax Fund
[2] 60% of the income tax revenue in the Capital Improvement Tax Fund reserved to pay debt service on capital projects
[3] Pursuant to the City's Debt Policy, 90% of the funds allocated for debt service are permitted for use
[4] Actual debt service payments for existing debt funded by Income Tax as of July 2017
[5] Based on 20-year level debt service at 5% interest rate

PROJECT HIGHLIGHTS

2019 – 2023 Proposed CIP

Project Highlights

- Administration
  - Allocation for land acquisition, parkland acquisition, mobility initiatives
  - Annual transfer to the Sewer Fund to support sewer extensions
- Facilities
  - New City Hall FF&E
  - Funding for new Council Chambers to be constructed on Dublin Civic Campus
- Parks
  - Coffman Park – funding for permanent Wi-Fi, path lighting
  - Riverside Crossing Park
  - Demolition and rebuild of the North Pool (does not include funding to enclose pool)
  - West Bridge Street/SR 161 and Emerald Parkway streetscape enhancements

2019 – 2023 Proposed CIP

Project Highlights

- Storm water
  - Rings Farm stream relocation
- Information Technology
  - Annual allocation for Smart Cities initiative
  - Funding for Connected Vehicles Systems Infrastructure, US 33 COG Infrastructure
  - Fiber optic enhancements

2019 – 2023 Proposed CIP

Project Highlights

- Transportation – Bicycles & Pedestrian
  - Glick Road SUP – Section 3
  - Concord Road SUP (contribution)
  - Riverside Drive East SUP – Section 1 (east side of Riverside Drive between Emerald Parkway and the existing path at the southern edge of Riverside Woods)
  - Avery Road sidewalk connection
  - Wilcox Road SUP (Northcliff to Heather Glen Blvd. and Wilcox Place to Shier Rings Road)

2019 – 2023 Proposed CIP

Project Highlights

- Transportation – Streets & Parking
  - Tuttle Crossing Boulevard extension
    - City's contribution has been reduced; continue to seek regional funding as this connector also serves Columbus and Hilliard. Project will likely be postponed without funding from other jurisdictions.
  - Avery Road/Rings Road interim solution (traffic signal and necessary roadway)
  - River Forest Storm and Roadway Improvements
  - Riverside Drive/Summit View Road intersection and shared-use path design
  - Frantz Road Streetscape (landscaping) improvements
  - West Bridge Street area improvements (study/design of streetscape, phasing, pedestrian bridge location, parking & traffic calming study, and utility conflict resolution planning)

2019 – 2023 Proposed CIP

Project Highlights

- Transportation – Streets & Parking
  - Franklin Street improvements w/utility burial; Phase 1 circuit relocation from South High St (does not yet result in removal of poles from South High St)
  - Shier Rings Road – Avery Road to Eiterman Road
  - Avery and Shier Rings Road roundabout and Old Avery relocation
  - Bright Road improvements
  - Hyland-Croy road Corridor improvements

2019 – 2023 Proposed CIP

Project Highlights

- Water & Sewer
  - Continuation of the extension program to unserved areas
    - Based on fund balance, construction has been moved out one year for all extensions other than those originally scheduled for 2019 (in which there was no change)
      - $3,465,000 in water extensions
      - $8,065,000 in sewer extensions
    - Will be analyzing as part of rate study to be conducted in Q4 2018
  - Deer Run Sewer Upsizing

2019 – 2023 Proposed CIP

Project Highlights

- Overall Infrastructure Maintenance
  - Funds programmed each year for maintenance of all the City's infrastructure
    - Parks, Public Art
    - Street, Guardrail, Parking Lot, Retaining/Decorative Wall, Pavement
    - Vehicular & Pedestrian Bridges, Pedestrian Tunnels, Culverts
    - Shared-Use Paths, Sidewalks
    - Historic Dublin Brick Sidewalks
    - Computer Hardware/Software
    - Sewer Lining & Repair, Manhole Rehabilitation
    - Fleet (Vehicles & Equipment)

2019 – 2023 Proposed CIP

Schedule of Events

- Monday, August 13 – 1st reading of Ordinance No. 47-18 (2019 – 2023 CIP)
  - Brief Overview of Administration's Proposed CIP
- Wednesday, August 15 – 6:30pm CIP Workshop
- Monday, August 20 – 6:30pm CIP Workshop (if needed)
- Wednesday, August 29 – 6:30pm CIP Workshop (if needed)
- Monday, September 10 – 2nd reading of Ordinance No. 47-18 (2019 – 2023 CIP)

Department/Division representatives will be in attendance at the CIP Workshops to answer any questions regarding specific projects

City of Dublin

OHIO, USA

City of Dublin

Office of the City Manager
5200 Emerald Parkway • Dublin, OH 43017
Phone: 614.410.4400 • Fax: 614.410.4490

Memo

To: Members of Dublin City Council

From: Dana L. McDaniel, City Manager

Date: August 14, 2018

Initiated By: Megan D. O'Callaghan, P.E., Director of Public Works

Re: Facilities Programming Analysis, Space Planning, and Master Plan for Dublin's Civic Campus – Update and 2019-2023 CIP Recommendations

Background

Staff initiated a facilities programming analysis, space planning, and master planning effort in April of this year following the City's purchase of 5555 Perimeter Drive. The attached memorandum to City Council dated April 5, 2018 provides background information and an overview of the project. Immediate goals were to develop preliminary cost estimates to inform this year's update of the Five-Year Capital Improvements Program (CIP) and to inform an architectural implementation program for the identified initial renovation and construction projects.

M+A Architects is leading this planning effort and wrapping up the programming analysis phase. The purpose of this memo is to provide an update on the programming analysis and an overview of the recommendations that have been included in the Administration's proposed CIP for 2019-2023.

Summary

M+A Architects began their programming analysis by collecting and analyzing the needs of staff and City Council and various groups of citizens. Online, digital surveys were issued to all potentially affected staff members, City Council members, Planning and Zoning Commission Members, Citizen U Alumni, and Dublin Chamber of Commerce NextGen and Leadership Dublin program participants. M+A Architects also conducted in-person interviews with each department to gather information and understand programming and space needs for future spaces. These meetings were conducted with smaller groups and included tours of their work spaces. In-person interviews were also conducted with City Council members. Department directors also participated in a Visioning Workshop. M+A compiled and analyzed all the information obtained from these engagements and determined programming and space needs which will be translated into space planning.

M+A has identified adjacencies, office numbers and types, shared meeting and common areas, and total areas in terms of square feet required for each department and division. Staff is recommending the following near-term implementation plan as an interim step toward realizing the City's long-term vision for the area of Coffman Park while consolidating City operations and facilitating more effective services as the center of municipal government. All the departments and divisions located in the existing City Hall building (Office of the City Manager, Clerk of Council, Communications and Public Information, and Finance) along with Human Resources (currently located in the Service Center at 6555 Shier-Rings Road) are proposed to be relocated to the future City Hall building at 5555 Perimeter Drive. A funding placeholder has been included in the proposed CIP in 2019 for furniture, fixtures, and equipment to allow for these relocations. An approximate 9,000 square foot addition to accommodate a new Council Chambers and other

common spaces including public meeting and office spaces is recommended to be built adjacent to the 5555 Perimeter Drive building. This space is envisioned to serve as a central location in the community that is convenient and easily accessible for residents and visitors. A funding placeholder for the design of this building addition has been included in the proposed CIP in 2019 with construction in 2020. Information Technology would be relocated to the space that will be vacated by Human Resources in the Service Center. Staff is also recommending the relocation of the Development Department (including Director of Development, Building, Planning, and Economic Development) to the existing City Hall until such time funding is available for additional space on the civic campus. The City will then be able to sell the 5800 Shier-Rings Road building.

Upon adoption of the CIP, space planning will continue to include layouts and studies of how buildings may best accommodate the space needs and functions of each of the work units. Primary consideration will be given to enhance the customer experience, as well as security and operations related to a municipal complex. Staff will also conduct separate competitive selection processes for the design and construction of the projects identified in the CIP to be implemented in 2019.

Recommendation

This memorandum is for informational purposes only. If you have any questions, please contact Megan O'Callaghan directly at (614) 704-7471 or email at mocallaghan@dublin.oh.us .

City of Dublin

Office of the City Manager
5200 Emerald Parkway • Dublin, OH 43017
Phone: 614.410.4400 • Fax: 614.410.4490

Memo

To: Members of Dublin City Council

From: Dana L. McDaniel, City Manager

Date: April 5, 2018

Initiated By: Megan D. O'Callaghan, P.E., Director of Public Works

Re: Facilities Programming Analysis, Space Planning, and Master Plan for Dublin's Civic Campus

Summary

The City closed on the purchase of 5555 Perimeter Drive on March 1, 2018. As described in the attached staff reports dated November 30, 2017 and January 4, 2018, the purchase of this property provides the City the opportunity to realize the City's long-term vision for the area of Coffman Park while consolidating City operations and facilitating more effective services as the center of municipal government. In furtherance of this goal, a number of renovation and new construction projects, along with staff relocations, will occur in phases over time. Various City work units are anticipated to be relocated by these projects including the Office of the City Manager, Department of Finance, Office of the Clerk of Council, City Council, Communications and Public Information, Department of Development, Department of Information Technology, Recreation Services administrative staff, and Traffic Electrical Crew. To that end, programming analysis and space planning must be performed, and a master plan developed.

Staff recently completed a competitive selection process, and M+A Architects has been selected to lead the next level planning effort. A programming analysis will build upon the analysis previously conducted on certain facilities and facilitate discussions between the various departments to develop a programming report that will address known, and identify future, programming needs for each of the work units. City Council will be included in discussions to explore ideas for a new Council Chambers and associated public meeting spaces. From the programming stage, space planning will include layouts and studies of how buildings may best accommodate the space needs and functions of each of the work units. Primary consideration will be given to enhance the customer experience, as well as security and operations related to a municipal complex. A Master Plan outlining a phased, logical progression of implementation addressing design and construction of renovations, buildings, and relocation efforts, and timeline, along with planning level cost estimates for each phase of work, will then be developed. The efficiency of temporary and permanent moves, timing of moves, effects and costs on operations/ services, as well as cost avoidance will be considered.

An immediate goal is to develop the preliminary cost estimates to inform this year's annual update of the City's Capital Improvements Program (CIP). This planning effort will also inform an architectural implementation program for the identified renovation and construction projects. Separate competitive selection processes for the design and construction of those projects will be conducted as projects are implemented.

Recommendation

This memorandum is for informational purposes only. If you have any questions, please contact Megan O'Callaghan directly at (614) 704-7471 or email at mocallaghan@dublin.oh.us.

RECORD OF ORDINANCES

Dayton Legal Blank, Inc. Form No. 30043

Ordinance No. 01-18 *Passed* _____, 20____

AN ORDINANCE AUTHORIZING THE CITY MANAGER TO EXECUTE A REAL ESTATE AND TRANSFER OF PROPERTY AGREEMENT AND OTHER NECESSARY DOCUMENTS WITH DELTA ENERGY HOLDINGS, LLC FOR THE PURCHASE OF PROPERTY LOCATED AT 5555 PERIMETER DRIVE

WHEREAS, Delta Energy Holdings, LLC ("Delta Energy") is the owner of a certain tract of real property situated in the City of Dublin, County of Franklin and State of Ohio, such real property being approximately 2.576 acres, known as tax parcel 273-012333 and with a commonly known address of 5555 Perimeter Drive (said real property, together with all improvements constructed thereon, and all rights, appurtenances and hereditaments appertaining thereto, shall hereinafter be referred to as the "Premises"); and

WHEREAS, the City is pursuing plans for the relocation, expansion and modernization of its offices currently at 5200 Emerald Pkwy, Dublin, OH 43017, which requires the City to acquire the Premises; and

WHEREAS, the City requested the Robert Weiler Company to conduct an independent appraisal of the Premises and such report confirmed the negotiated purchase price herein is within the appraisal range for the Premises; and

WHEREAS, on December 4, 2017, Dublin's City Council passed Resolution No. 87-17 approving a Letter of Intent outlining the terms for the purchase of the Premises by the City for municipal purposes; and

WHEREAS, it is the desire of the Parties to memorialize the terms of the transfer in this Agreement.

NOW, THEREFORE, BE IT ORDAINED by the Council of the City of Dublin, State of Ohio, 7 of the elected members concurring that:

Section 1. The City Manager is hereby authorized to execute all necessary documentation, including but not limited to, the Real Estate and Transfer of Property Agreement in substantially the same form as the one attached hereto, with changes not inconsistent with this Ordinance, not substantially adverse to the City, and which shall be approved by the City Manager and Director of Law. The approval of changes thereto by those officials, and their character as not being substantially adverse to the City, shall be evidenced conclusively by their execution thereof.

Section 2. The Ordinance shall take effect at the earliest date allowed by law.

Passed this 22nd day of January, 2018.

_____
Mayor – Presiding Officer

ATTEST:

Anne C Clarke
Clerk of Council

City of Dublin

Office of the City Manager
5200 Emerald Parkway • Dublin, OH 43017
Phone: 614.410.4400 • Fax: 614.410.4490

Memo

To: Members of Dublin City Council

From: Dana L. McDaniel, City Manager

Date: January 4, 2018

Initiated By: Donna Goss, Director of Development
Vince Papsidero, FAICP, Director of Planning

Re: Ordinance 01-18 - Proposed Acquisition of 5555 Perimeter Drive

Background

In an effort to meet the needs of the community better, provide greater community access to its operating departments, divisions and support staff, and achieve efficiencies in work processes and communication, the City has undergone organizational re-structuring over the course of the last three years. To accommodate these changes, some City facilities have required modifications. Most recently, expansion and renovation has taken place both at the Justice Center and the Service Center.

Over the course of the last year, the City has reviewed the practicality of renovating the 5800 Shier Rings Road facility, which currently houses its Department of Development, while also reviewing maintenance and technological upgrades for City Hall and its annex occupied by Communications and Public Information. During this process, the opportunity to acquire property located at 5555 Perimeter Drive became available and offered a unique and unanticipated opportunity to realize the City's long-term vision for the area of Coffman Park while consolidating City operations and facilitating more effective services as the center of municipal government.

Property Information

The property located at 5555 Perimeter Drive, Dublin, Franklin County, Ohio 43017, identified as Parcel No. 273-012333-00, is comprised of approximately 2.58 acres and currently owned by Delta Energy Holdings, LLC. In completing the due diligence process, the City will perform soil and environmental analysis, examine title and survey, and perform any other review processes deemed necessary for the transfer of ownership. The Robert J. Weiler Company has completed an appraisal to validate the purchase price of $4M as fair market value of the property.

A lease agreement is currently in place for a tenant occupying space on a portion of both the first and second floors of the building. The City will maintain an ongoing dialogue with the tenant as planning for the future use of the facility and development of the site is determined.

Next Steps

Further study is required to understand fully the programmatic needs; however, the long-term vision shows potential for two additional buildings to create the municipal complex. Professional services will be obtained through a competitive process to develop a space needs analysis and site development options.

Recommendation

Staff recommends approval of Ordinance 01-18 at the second reading/public hearing on January 22, authorizing the real estate purchase agreement in the amount of $4M for acquisition of 5555 Perimeter Drive for municipal purposes.

RECORD OF RESOLUTIONS

Dayton Legal Blank, Inc., Form No. 30045

Resolution No. 87-17 Passed _____, 20____

A RESOLUTION TO APPROVE A TERM SHEET FOR THE PURCHASE OF PROPERTY LOCATED AT 5555 PERIMETER DRIVE, DUBLIN OHIO 43017 FOR MUNICIPAL PURPOSES.

WHERAS, Delta Energy Holdings, LLC ("Delta") as owner of the property located at 5555 Perimeter Drive ("Property"), desires to sell said Property; and

WHEREAS, the City of Dublin (the "City") desires to purchase this Property for municipal purposes; and

WHEREAS, the Parties have agreed to the Term Sheet, contingent on approval by City Council.

NOW, THEREFORE, BE IT RESOLVED by the Council of the City of Dublin, Delaware, Franklin, and Union Counties, State of Ohio, 6 of the elected members concurring that:

Section 1. Council hereby approves the Term Sheet for the purchase of the Property for Four Million Dollars ($4,000,000).

Section 2. Council directs staff to bring forth a Real Estate Purchase Agreement for the property located at 5555 Perimeter Drive, Dublin Ohio 43017 for first reading at the January 9, 2018 Council meeting.

Section 3. This Resolution shall take effect upon adoption in accordance with 4.04(a) of the Dublin Revised Charter.

Passed this 4th day of December, 2017.

Mayor – Presiding Officer

ATTEST:

Anne C Clarke

Clerk of Council

City of Dublin

Office of the City Manager
5200 Emerald Parkway • Dublin, OH 43017
Phone: 614.410.4400 • Fax: 614.410.4490

Memo

To: Members of Dublin City Council

From: Dana L. McDaniel, City Manager

Date: November 30, 2017

Initiated By: Donna Goss, Director of Development
Vince Papsidero, FAICP, Director of Planning

Re: Res. 87-17 - Proposed acquisition of 5555 Perimeter Drive and Municipal Offices Planning Update

Background

Over the last three years, the City has reorganized its operating departments, divisions and support staff to better meet the needs of the community. As a result of grouping together divisions and departments to achieve efficiencies, City facilities have required renovation and expansion. Most recently, the City has accomplished the following:

- Expanded and renovated its Justice Center that houses the Department of Police, Northwest Regional Emergency Communications Center and Municipal Court.
- Expanded and renovated its Service Center to relocate the Engineering Division to the Department of Public Works and to co-locate Events staff with the Parks & Recreation Department administrative staff.

Over the course of the last year, City staff have reviewed the practicality of renovating the 5800 Shier Rings Road facility, which currently houses its Department of Development and the Department of Technology. Based upon a cost benefit assessment, it has been determined that the better use of public funds is in acquiring a new building, instead of investing the significant sum needed to fully rehab and upgrade the 5800 Building.

In addition to this analysis, staff considered a broader strategy to consider the long-term needs of the City relative to office space and location. Issues have been raised regarding the adequacy of City Hall and its space limitations, the long term needs of Parks and Recreation and Events departments, as well as previous planning.

Given this work and an acquisition opportunity that was presented to the City in the past year, staff is recommending the purchase of 5555 Perimeter Drive. This purchase would provide the opportunity to achieve the following:

- Purchase a facility adjacent to existing City-owned property, thereby creating a larger civic campus to serve the community.
- Pursue the realization of the City's 1997 and 2007 Community Plan wherein Coffman Park and adjacent property would serve as the civic/government center for the City of Dublin.

The red outline (approx. 108 acres) shows the Civic Center area as defined in the 1997 Community Plan. The yellow highlighted area shows 5555 Perimeter, the only property not owned by the City.

Plans for the existing facility and redevelopment of the adjacent property would be phased over time. The first objective would be to relocate staff currently occupying City Hall to the 5555 Perimeter building. This would consolidate the Office of the City Manager, Department of Finance, the Office of the Clerk of Council, and City Council. This new complex will facilitate more effective services as the center of municipal government.

While further study is required to fully understand the programmatic needs, the long-term vision shows potential for two additional buildings to create the municipal complex. As conceptualized, an annex would be joined to the existing building to accommodate Council Chambers and meeting space for boards and commissions and other community meetings. A central location in the community with convenience for residents and easy access for visitors is essential.

A second building, located adjacent to the Justice Center, could house staff currently located at 5800 Shier Rings Road to include the Director of Development, Divisions of Economic Development, Planning and Building Standards; and the Department of Information Technology. While exact timing of moves and renovations are yet to be determined, with the addition of these buildings, the opportunity exists to:

- Re-purpose the existing City Hall for use by Recreation Administrative staff currently housed in the Community Recreation Center. Doing so will create additional programming space in the Recreation Center, which is under increasing programmatic pressure, and potentially accommodate additional recreational programming in the existing Municipal Building.
- Consider disposition of 5800 Shier Rings Road for sale or economic development purposes.

The availability of the 5555 Perimeter Drive facility provides a unique and unanticipated opportunity to realize the City's long term vision for the area of Coffman Park while consolidating City operations and facilitating more effective services as the center of municipal government.

Recommendation

Staff recommends approval of Resolution 87-17, including the term sheet and letter of intent for the purchase of 5555 Perimeter Drive for municipal purposes.

City of Dublin
2019 - 2023 Capital Improvements Program
Schedule of Service Payments to be Received from TIF Districts
Funds were originally advanced from the General Fund

TIF Project	Balance at 12/31/2017	2018 Advances Repaid	Balance at 12/31/2018	2019 Advances Repaid	Balance at 12/31/2019	2020 Advances Repaid	Balance at 12/31/2020	2021 Advances Repaid	Balance at 12/31/2021	2022 Advances Repaid	Balance at 12/31/2022	2023 Advances Repaid	Balance at 12/31/2023
Woerner Temple	$2,036,550.00	$0.00	$2,266,550.00	$0.00	$2,546,550.00	$160,000.00	$2,386,550.00	$160,000.00	$2,226,550.00	$158,000.00	$2,068,550.00	$158,000.00	$1,910,550.00
Rings Road(2)	$98,797.45	$0.00	$98,797.45	$98,797.45	$0.00	$0.00	$0.00	$0.00	$0.00	$0.00	$0.00	$0.00	$0.00
Upper Metro Place	$750,000.00	$0.00	$750,000.00	$0.00	$750,000.00	$0.00	$750,000.00	$0.00	$750,000.00	$0.00	$750,000.00	$0.00	$750,000.00
Tartan West	$1,000,000.00	$0.00	$1,000,000.00	$0.00	$1,000,000.00	$0.00	$1,000,000.00	$0.00	$1,000,000.00	$0.00	$1,000,000.00	$0.00	$1,000,000.00
Vrable	$4,064,000.00	$500,000.00	$3,564,000.00	$500,000.00	$3,064,000.00	$500,000.00	$2,564,000.00	$500,000.00	$2,064,000.00	$500,000.00	$1,564,000.00	$500,000.00	$1,064,000.00
Tuller Flats	$2,236,000.00	$0.00	$2,436,000.00	$350,000.00	$2,286,000.00	$300,000.00	$1,986,000.00	$300,000.00	$1,686,000.00	$0.00	$1,686,000.00	$0.00	$1,686,000.00
West Innovation TIF	$3,087,500.00	$300,000.00	$2,787,500.00	$350,000.00	$2,437,500.00	$350,000.00	$2,087,500.00	$350,000.00	$1,737,500.00	$350,000.00	$1,387,500.00	$350,000.00	$1,037,500.00
Delta Energy TIF	$720,000.00	$30,000.00	$690,000.00	$80,000.00	$610,000.00	$0.00	$610,000.00	$0.00	$610,000.00	$0.00	$610,000.00	$0.00	$610,000.00
Emerald 8	$2,500,000.00	$0.00	$2,500,000.00		$2,500,000.00		$2,500,000.00	$0.00	$2,500,000.00	$0.00	$2,500,000.00	$0.00	$2,500,000.00
Riviera	$26,200.00	$0.00	$2,176,200.00	$270,000.00	$1,906,200.00	$270,000.00	$1,636,200.00	$270,000.00	$1,366,200.00	$270,000.00	$1,096,200.00	$270,000.00	$826,200.00
Perimeter West TIF	$0.00	$0.00	$0.00	$0.00	$0.00	$0.00	$0.00	$0.00	$2,700,000.00	$200,000.00	$2,500,000.00	$300,000.00	$2,200,000.00
Bridge Street TIF	$20,140,000.00	$0.00	$20,140,000.00	$0.00	$20,140,000.00	$0.00	$20,140,000.00	$0.00	$20,140,000.00	$0.00	$20,140,000.00	$0.00	$20,140,000.00
Bridge Park TIF	$3,500,000.00	$0.00	$3,500,000.00	$0.00	$3,500,000.00	$0.00	$3,500,000.00	$0.00	$3,500,000.00	$0.00	$3,500,000.00	$0.00	$3,500,000.00
	$40,159,047.45	$830,000.00	$41,909,047.45	$1,648,797.45	$40,740,250.00	$1,580,000.00	$39,160,250.00	$1,580,000.00	$40,280,250.00	$1,478,000.00	$38,802,250.00	$1,578,000.00	$37,224,250.00

City of Dublin
2019 - 2023 Capital Improvements
Schedule of Service Payments to be
Funds were originally advanced fron

TIF Project	2024 Advances Repaid	Balance at 12/31/2024	2025 Advances Repaid	Balance at 12/31/2025	2026 Advances Repaid	Balance at 12/31/2026	2027 Advances Repaid	Balance at 12/31/2027	2028 Advances Repaid	Balance at 12/31/2028	2029 Advances Repaid	Balance at 12/31/2029	2030 Advances Repaid	Balance at 12/31/2030
Woerner Temple	$158,000.00	$1,752,550.00	$158,000.00	$1,594,550.00	$158,000.00	$1,436,550.00	$158,000.00	$1,278,550.00	$158,000.00	$1,120,550.00	$160,950.00	$959,600.00	$0.00	$959,600.00
Rings Road(2)	$0.00	$0.00	$0.00	$0.00	$0.00	$0.00	$0.00	$0.00	$0.00	$0.00	$0.00	$0.00	$0.00	$0.00
Upper Metro Place	$0.00	$750,000.00	$750,000.00	$0.00	$0.00	$0.00	$0.00	$0.00	$0.00	$0.00	$0.00	$0.00	$0.00	$0.00
Tartan West	$0.00	$1,000,000.00	$0.00	$1,000,000.00	$0.00	$1,000,000.00	$0.00	$1,000,000.00	$750,000.00	$250,000.00	$250,000.00	$0.00	$0.00	$0.00
Vrable	$400,000.00	$664,000.00	$400,000.00	$264,000.00	$264,000.00	$0.00		$0.00		$0.00		$0.00		$0.00
Tuller Flats	$0.00	$1,686,000.00	$0.00	$1,686,000.00	$0.00	$1,686,000.00	$0.00	$1,686,000.00	$0.00	$1,686,000.00	$0.00	$1,686,000.00	$0.00	$1,686,000.00
West Innovation TIF	$350,000.00	$687,500.00	$350,000.00	$337,500.00	$337,500.00	$0.00	$0.00	$0.00	$0.00	$0.00	$0.00	$0.00	$0.00	$0.00
Delta Energy TIF	$0.00	$610,000.00	$0.00	$610,000.00	$0.00	$610,000.00	$0.00	$610,000.00	$0.00	$610,000.00	$0.00	$610,000.00	$0.00	$610,000.00
Emerald 8	$0.00	$2,500,000.00	$0.00	$2,500,000.00	$0.00	$2,500,000.00	$0.00	$2,500,000.00	$0.00	$2,500,000.00	$0.00	$2,500,000.00	$0.00	$2,500,000.00
Riviera	$270,000.00	$556,200.00	$270,000.00	$286,200.00	$286,200.00	$0.00	$0.00	$0.00	$0.00	$0.00				
Perimeter West TIF	$300,000.00	$1,900,000.00	$300,000.00	$1,600,000.00	$300,000.00	$1,300,000.00	$210,000.00	$1,090,000.00	$0.00	$1,090,000.00	$0.00	$1,090,000.00		
Bridge Street TIF	$0.00	$20,140,000.00	$0.00	$20,140,000.00	$0.00	$20,140,000.00	$0.00	$20,140,000.00	$0.00	$20,140,000.00	$0.00	$20,140,000.00	$0.00	$20,140,000.00
Bridge Park TIF	$0.00	$0.00	$0.00	$0.00	$0.00	$0.00	$0.00	$0.00	$0.00	$0.00	$0.00	$0.00	$0.00	$0.00
												$0.00		$0.00
	$1,478,000.00	$32,246,250.00	$2,228,000.00	$30,018,250.00	$1,345,700.00	$28,672,550.00	$368,000.00	$28,304,550.00	$908,000.00	$27,396,550.00	$410,950.00	$26,985,600.00	$1.00	$25,895,599.00

City of Dublin
2018 - 2022 Capital Improvements Program
Schedule of Service Payments to be Received from TIF Districts
Funds were originally advanced from the Capital Improvements Tax Fund

TIF Project	Balance at 12/31/2017	2018 Advances Repaid	Balance at 12/31/2018	2019 Advances Repaid	Balance at 12/31/2019	2020 Advances Repaid	Balance at 12/31/2020	2021 Advances Repaid	Balance at 12/31/2021	2022 Advances Repaid	Balance at 12/31/2022
Thomas/Kohler TIF	$ 1,015,000	$ 250,000	$ 765,000	$ 250,000	$ 515,000	$ 250,000	$ 265,000	$ 265,000	$ -		-
Thomas/Kohler TIF - $3 m	$ 3,000,000	$ -	$ 3,000,000	$ -	$ 3,000,000	$ -	$ 3,000,000	$ 200,000	$ 2,800,000	$ 670,000	2,130,000
Perimeter West TIF	595,000	595,000	-	-	-	-	400,000	-	400,000	400,000	-
Rings/Frantz (Nationwide) TIF	3,688,638	-	3,688,638	-	3,688,638	400,000	3,288,638	400,000	2,888,638	400,000	2,488,638
Historic Dublin TIF	153,500	70,000	83,500	70,000	13,500	13,500	-	-	-	-	-
Emerald-Phase 5	1,095,340	-	1,095,340	-	1,095,340		1,095,340		1,095,340		1,095,340
Shamrock Blvd. TIF	1,627,500	50,000	1,577,500	50,000	1,527,500	50,000	1,477,500	50,000	1,427,500	50,000	1,377,500
Tartan West TIF	8,043,875	650,000	7,393,875	1,200,000	6,193,875	1,100,000	5,093,875	1,000,000	4,093,875	1,000,000	3,093,875
Perimeter Loop	539,200	35,000	504,200	30,000	474,200	30,000	444,200	30,000	414,200	30,000	384,200
Lifetime Fitness TIF	2,550,000	125,000	2,425,000	125,000	2,300,000	125,000	2,175,000	125,000	2,050,000	125,000	1,925,000
Irelan Place TIF	35,937	3,500	32,437	3,500	28,937	3,500	25,437	3,500	21,937	3,500	18,437
River Ridge TIF	2,178,000	50,000	2,128,000	-	2,128,000	-	2,128,000	-	2,128,000	-	2,128,000
Shamrock Crossing TIF	1,087,900	200,000	887,900	200,000	687,900	200,000	487,900	200,000	287,900	200,000	87,900
Bridge and High TIF	3,647,150	150,000	3,497,150	150,000	3,347,150	150,000	3,197,150	150,000	3,047,150	150,000	2,897,150
Frantz/Dublin Road TIF	428,560	-	428,560	-	428,560	-	428,560		428,560		428,560
Pizzuit TIF	1,950,000	-	1,950,000	-	1,950,000	-	1,950,000	-	1,950,000	-	2,250,000
Riviera TIF	-	-	-	-	-	-	-	-	-	-	-
Bridge Street TIF	12,725,000	-	14,975,000	-	15,375,000	-	15,375,000		15,375,000		15,375,000
Frantz/Dublin Rd (Cardinal South) TIF	428,560	-	428,560		428,560		428,560		428,560		428,560
OU TIF	1,179,000	-	1,779,000	-	1,779,000	-	1,779,000		1,779,000		1,779,000
Total	$ 45,968,160	$ 2,178,500	$ 46,639,660	$ 2,078,500	$ 44,961,160	$ 2,322,000	$ 43,039,160	$ 2,423,500	$ 40,615,660	$ 3,028,500	$ 37,887,160

City of Dublin
2018 - 2022 Capital Improvements Program
Schedule of Service Payments to be Received
Funds were originally advanced from the Capi

	2023		2024		2025		2026		2027		2028	
TIF Project	Advances Repaid	Balance at 12/31/2023	Advances Repaid	Balance at 12/31/2024	Advances Repaid	Balance at 12/31/2025	Advances Repaid	Balance at 12/31/2026	Advances Repaid	Balance at 12/31/2027	Advances Repaid	Balance at 12/31/2028
Thomas/Kohler TIF		-		-								
Thomas/Kohler TIF - $3 m	$ 670,000	1,460,000	$ 670,000	790,000	$ 670,000	120,000	$ 120,000	-				
Perimeter West TIF	-	-	-	-	-	-	-	-				
Rings/Frantz (Nationwide) TIF	400,000	2,088,638	400,000	1,688,638	400,000	1,288,638	400,000	888,638	400,000	488,638	400,000	88,638
Historic Dublin TIF	-	-	-	-	-	-	-	-	-	-	-	-
Emerald-Phase 5		1,095,340		1,095,340		1,095,340		1,095,340		1,095,340		1,095,340
Shamrock Blvd. TIF	50,000	1,327,500	50,000	1,277,500	50,000	1,227,500	50,000	1,177,500	50,000	1,127,500	50,000	1,077,500
Tartan West TIF	1,000,000	2,093,875	1,000,000	1,093,875	1,000,000	93,875	93,875	-	-	-	-	-
Perimeter Loop	30,000	354,200	30,000	324,200	30,000	294,200	30,000	264,200	30,000	234,200	30,000	204,200
Lifetime Fitness TIF	125,000	1,800,000	-	1,800,000	-	1,800,000	-	1,800,000	-	1,800,000	-	1,800,000
Irelan Place TIF	3,500	14,937	3,500	11,437	3,500	7,937	3,500	4,437	4,437	-		
River Ridge TIF	-	2,128,000	-	2,128,000	-	2,128,000	-	2,128,000	-	2,128,000	-	2,128,000
Shamrock Crossing TIF	87,900	-	-	-	-	-	-	-	-	-	-	-
Bridge and High TIF	150,000	2,747,150	150,000	2,597,150	150,000	2,447,150	150,000	2,297,150	100,000	2,197,150	100,000	2,097,150
Frantz/Dublin Road TIF												
Pizzuit TIF	-	2,425,000	175,000	2,250,000	175,000	2,075,000	175,000	1,900,000	200,000	1,700,000	215,000	1,485,000
Riviera TIF	-	-	-	-	-	-	-	-	-	-	-	-
Bridge Street TIF		15,375,000		15,375,000		16,375,000		16,375,000		16,375,000		16,375,000
Frantz/Dublin Rd (Cardinal South) TIF		428,560		428,560		428,560		428,560		428,560		428,560
OU TIF		1,779,000		1,779,000		1,779,000		1,779,000		1,779,000		1,779,000
Total	$ 2,516,400	$ 35,117,200	$ 2,478,500	$ 32,638,700	$ 2,478,500	$ 31,160,200	$ 1,022,375	$ 30,137,825	$ 784,437	$ 29,353,388	$ 795,000	$ 28,558,388

City of Dublin
2018 - 2022 Capital Improvements Program
Schedule of Service Payments to be Received
Funds were originally advanced from the Capi

TIF Project	2029 Advances Repaid	2029 Balance at 12/31/2029	2030 Advances Repaid	2030 Balance at 12/31/2030
Thomas/Kohler TIF				
Thomas/Kohler TIF - $3 m				
Perimeter West TIF				
Rings/Frantz (Nationwide) TIF	88,638	-	-	-
Historic Dublin TIF	-	-	-	-
Emerald-Phase 5		1,095,340		1,095,340
Shamrock Blvd. TIF	50,000	1,027,500	50,000	977,500
Tartan West TIF	-	-		
Perimeter Loop	30,000	174,200	30,000	144,200
Lifetime Fitness TIF	-	1,800,000	-	1,800,000
Irelan Place TIF				
River Ridge TIF	-	2,128,000	-	2,128,000
Shamrock Crossing TIF	-	-	-	-
Bridge and High TIF	100,000	1,997,150	100,000	1,897,150
Frantz/Dublin Road TIF				
Pizzuit TIF				
Riviera TIF				
Bridge Street TIF		17,375,000		17,375,000
Frantz/Dublin Rd (Cardinal South) TIF		428,560		428,560
OU TIF		1,779,000		1,779,000
Total	$ 268,638	$ 27,804,750	$ 180,000	$ 27,624,750

Woerner-Temple TIF
Revenue and Expenditure Activity
(TIF runs through tax year 2028)

	1996	1997	1998	1999	2000	2001	2002	2003	2004	2005	2006	2007	2008	2009	2010	2011	2012	2013	2014	2015	2016
Revenues																					
Service payments	$0.00	$0.00	$0.00	$0.00	$14,584.01	$14,645.42	$15,221.62	$15,920.90	$15,937.52	$16,695.40	$7,772.80	$8,141.10	$8,215.72	$9,682.02	$40,695.26	$152,025.78	$223,918.83	$227,602.92	$229,220.29	$228,391.80	$130,984.25
State grant	0.00	0.00	0.00	0.00	0.00	0.00	0.00	0.00	0.00	0.00	0.00	0.00	0.00	0.00	0.00	0.00	0.00	0.00	0.00	0.00	0.00
Interest income	0.00	17,941.87	160,557.72	142,083.72	5,440.45	0.00	0.00	0.00	0.00	0.00	0.00	0.00	0.00	0.00	0.00	0.00	0.00	0.00	0.00	0.00	0.00
Note proceeds	0.00	0.00	6,000,000.00	0.00	0.00	0.00	0.00	0.00	0.00	0.00	0.00	0.00	0.00	0.00	0.00	0.00	0.00	0.00	0.00	0.00	0.00
Other debt proceeds	0.00	0.00	0.00	0.00	25,598.90	0.00	0.00	0.00	0.00	0.00	0.00	0.00	0.00	0.00	0.00	0.00	0.00	0.00	0.00	0.00	0.00
Miscellaneous	0.00	0.00	29,367.40	229,500.00	0.00	0.00	0.00	0.00	0.00	0.00	0.00	0.00	0.00	0.00	0.00	0.00	0.00	0.00	0.00	0.00	0.00
Transfer	824,000.00	0.00	580,000.00	0.00	0.00	0.00	0.00	0.00	0.00	0.00	0.00	0.00	0.00	0.00	0.00	0.00	0.00	0.00	0.00	0.00	0.00
Advances(net)	0.00	0.00	0.00	0.00	0.00	0.00	0.00	0.00	0.00	0.00	0.00	0.00	0.00	0.00	232,300.00	240,000.00	460,000.00	217,250.00	240,000.00	238,000.00	309,000.00
	824,000.00	17,941.87	6,769,925.12	371,583.72	45,623.36	14,645.42	15,221.62	15,920.90	15,937.52	16,695.40	7,772.80	8,141.10	8,215.72	9,682.02	272,995.26	392,025.78	683,918.83	444,852.92	469,220.29	466,391.80	439,984.25
Expenditures																					
County auditor deductions	0.00	0.00	0.00	0.00	0.00	149.13	154.81	161.30	63.00	173.40	53.33	81.37	57.97	95.99	403.09	1,724.70	2,532.21	2,580.12	2,584.86	2,587.48	2,034.55
Other professional services	0.00	360,891.38	175,557.62	11,742.00	0.00	0.00	0.00	0.00	0.00	0.00	0.00	0.00	0.00	0.00	0.00	0.00	0.00	0.00	0.00	0.00	0.00
Land and land improvements	0.00	346,870.70	448,072.18	241,825.00	0.00	0.00	0.00	0.00	0.00	0.00	0.00	0.00	0.00	0.00	0.00	0.00	0.00	0.00	0.00	0.00	0.00
New street construction	0.00	0.00	1,424,463.62	3,913,019.67	523,930.85	0.00	0.00	0.00	0.00	0.00	0.00	0.00	0.00	0.00	0.00	0.00	0.00	0.00	0.00	0.00	0.00
Repayment of advances												0.00	0.00	0.00	0.00	0.00	230,000.00	0.00	0.00	0.00	0.00
Transfers(1)	0.00	0.00	500,000.00	0.00	0.00	0.00	0.00	0.00	0.00	152,082.50	0.00	0.00	0.00	0.00	232,300.00	451,078.12	446,042.55	445,135.76	480,899.70	462,007.10	448,662.50
	0.00	707,762.08	2,548,093.42	4,166,586.67	523,930.85	149.13	154.81	161.30	63.00	152,255.90	53.33	81.37	57.97	95.99	232,703.09	452,802.82	678,574.76	447,715.88	483,484.56	464,594.58	450,697.05
Fund balance	$824,000.00	$134,179.79	$4,356,011.49	$561,008.54	$82,701.05	$97,197.34	$112,264.15	$128,023.75	$143,898.27	$8,337.77	$16,057.24	$24,116.97	$32,274.72	$41,860.75	$82,152.92	$21,375.88	$26,719.95	$23,856.99	$9,592.72	$11,389.94	$677.14

Woerner-Temple TIF
Revenue and Expenditur
(TIF runs through tax yea

	2017	2018	2019	2020	2021	2022	2023	2024	2025	2026	2027	2028	2029
Revenues													
Service payments	$179,784.96	$175,000.00	$175,000.00	$175,000.00	$175,000.00	$175,000.00	$175,000.00	$175,000.00	$175,000.00	$175,000.00	$175,000.00	$175,000.00	$175,000.00
State grant	0.00	0.00	0.00	0.00	0.00	0.00	0.00	0.00	0.00	0.00	0.00	0.00	0.00
Interest income	0.00	0.00	0.00	0.00	0.00	0.00	0.00	0.00	0.00	0.00	0.00	0.00	0.00
Note proceeds	0.00	0.00	0.00	0.00	0.00	0.00	0.00	0.00	0.00	0.00	0.00	0.00	0.00
Other debt proceeds	0.00	0.00	0.00	0.00	0.00	0.00	0.00	0.00	0.00	0.00	0.00	0.00	0.00
Miscellaneous	0.00	0.00	0.00	0.00	0.00	0.00	0.00	0.00	0.00	0.00	0.00	0.00	0.00
Transfer	0.00	0.00	0.00	0.00	0.00	0.00	0.00	0.00	0.00	0.00	0.00	0.00	0.00
Advances(net)	330,000.00	230,000.00	280,000.00	0.00	0.00	0.00	0.00	0.00	0.00	0.00	0.00	0.00	0.00
	509,784.96	405,000.00	455,000.00	175,000.00	175,000.00	175,000.00	175,000.00	175,000.00	175,000.00	175,000.00	175,000.00	175,000.00	175,000.00
Expenditures													
County auditor deductions	2,034.86	2,034.86	2,034.86	2,034.86	2,034.86	2,034.86	2,034.86	2,034.86	2,034.86	2,034.86	2,034.86	2,034.86	2,034.86
Other professional services	0.00	0.00	0.00	0.00	0.00	0.00	0.00	0.00	0.00	0.00	0.00	0.00	0.00
Land and land improvements	0.00	0.00	0.00	0.00	0.00	0.00	0.00	0.00	0.00	0.00	0.00	0.00	0.00
New street construction	0.00	0.00	0.00	0.00	0.00	0.00	0.00	0.00	0.00	0.00	0.00	0.00	0.00
Repayment of advances	0.00	0.00	0.00	160,000.00	160,000.00	158,000.00	158,000.00	158,000.00	158,000.00	158,000.00	158,000.00	158,000.00	160,950.00
Transfers(1)	449,264.00	452,222.00	455,572.00	0.00	0.00	0.00	0.00	0.00	0.00	0.00	0.00	0.00	0.00
	451,298.86	454,256.86	457,606.86	162,034.86	162,034.86	160,034.86	160,034.86	160,034.86	160,034.86	160,034.86	160,034.86	160,034.86	162,984.86
Fund balance	$59,163.24	$9,906.38	$7,299.52	$20,264.66	$33,229.80	$48,194.94	$63,160.08	$78,125.22	$93,090.36	$108,055.50	$123,020.64	$137,985.78	$150,000.92

Ruscilli TIF (Funds 415) Non-School as of 2004
Projections for Future Service Payments
(TIF run through tax year 2027)

	2004	2005	2006	2007	2008	2009	2010	2011	2012	2013	2014	2015	2016	2017	2018	2019	2020	2021
Beginning balances:																		
Ruscilli TIF	$0.00	$266,386.84																
Perimeter TIF	250,288.13	0.00																
Combined			1,149,937.46	1,706,947.54	2,211,402.09	823,183.11	1,411,575.90	2,142,900.47	1,229,036.35	1,483,141.45	2,010,107.11	1,519,451.69	1,088,340.02	303,000.59	298,930.94	761,335.25	1,223,739.56	1,631,143.87
Estimated Revenues																		
Service payments:																		
Ruscilli TIF	0.00	328,232.75	349,997.34	343,608.43	468,541.94	409,230.27	395,146.05	447,190.81	286,998.50	520,108.93	538,091.60	600,333.16	245,118.30	493,808.49	470,000.00	470,000.00	470,000.00	470,000.00
Perimeter TIF	226,408.74	261,782.64	276,686.24	270,347.85	390,436.81	399,696.58	432,014.29	495,319.60	0.00	0.00	0.00	0.00	0.00	0.00	0.00	0.00	0.00	0.00
Interest income																		
Ruscilli TIF	0.00	0.00	28,631.48	61,159.84	51,674.76	19,013.82	21,635.25	19,467.00	13,818.80	12,752.45	13130.57	14,064.98	11,723.43	7,442.55	0.00	0.00	0.00	0.00
Perimeter TIF	0.00	0.00	23,155.12	39,916.21	44,892.54	17,287.30	15,791.14	17,936.57	0.00	0.00	0.00	0.00	0.00	0.00	0.00	0.00	0.00	0.00
Developer contribution	0.00	0.00	0.00	0.00	60,000.00	0.00	0.00	0.00	0.00	0.00	0.00	0.00	0.00	0.00	0.00	0.00	0.00	0.00
Other-Miscellaneous		0.00	0.00	0.00	0.00	98.50		0.00	0.00	0.00	0.00	0.00	0.00	0.00	0.00	0.00	0.00	0.00
Advances	0.00	0.00	0.00	0.00	0.00	0.00	0.00	0.00	0.00	0.00	0.00	0.00	0.00	0.00	0.00	0.00	0.00	0.00
Total revenues	226,408.74	590,015.39	678,470.18	715,032.33	1,015,546.05	845,326.47	864,586.73	979,913.98	300,817.30	532,861.38	551,222.17	614,398.14	256,841.73	501,251.04	470,000.00	470,000.00	470,000.00	470,000.00
Projected Expenditures(1)																		
County auditor deductions	948.00	6,126.03	4,314.60	6,469.78	8,410.22	9,339.69	9,513.80	12,357.04	6,712.20	5,895.72	6,065.09	7,434.81	6,706.16	7,595.69	7,595.69	7,595.69	7,595.69	7,595.69
Professional service	50,000.00	126,087.61	116,490.00	204,108.00	120,840.00	59,677.82	42,000.24	28,870.94	0.00	0.00	0.00	0.00	0.00	0.00	0.00	0.00	0.00	0.00
Land and land improvements	0.00	0.00	0.00	0.00	88,983.10	9,468.75	0.00	23,710.00	0.00	0.00	0.00	0.00	0.00	0.00	0.00	0.00	0.00	0.00
Street maintenance projects	0.00	0.00	0.00	0.00	2,185,531.71	178,447.42	81,748.12	1,200.00	0.00	0.00	0.00	0.00	0.00	0.00	0.00	0.00	0.00	0.00
Transfers																		
Perimeter TIF	0.00	0.00	655.50	0.00	0.00	0.00	0.00	0.00	0.00	0.00	0.00	0.00	0.00	0.00	0.00	0.00	0.00	0.00
Delta Energy TIF		0.00	0.00	0.00	0.00	0.00	0.00	450,000.00	40,000.00									
Repayment of Advances											0.00	0.00	0.00	0.00	0.00	0.00	0.00	0.00
Transfer - Debt Service on 270/33 (ROW)										0	1,035,812.50	1,038,075.00	1,035,475.00	497,725.00	0.00	0.00	55,000.00	700,000.00
Transfer - Debt Service on 270/33 (Construction)											0.00							
Total expenditures	50,948.00	132,213.64	121,460.10	210,577.78	2,403,765.03	256,933.68	133,262.16	516,137.98	46,712.20	5,895.72	1,041,877.59	1,045,509.81	1,042,181.16	505,320.69	7,595.69	7,595.69	62,595.69	707,595.69
Balance available	425,748.87	$1,149,937.46	1,706,947.54	2,211,402.09	823,183.11	1,411,575.90	2,142,900.47	1,229,036.35	1,483,141.45	2,010,107.11	1,519,451.69	1,088,340.02	303,000.59	298,930.94	761,335.25	1,223,739.56	1,631,143.87	1,393,548.18

Ruscilli TIF (Funds 415)
Projections for Future Servic
(TIF run through tax year 2027

	2022	2023	2024	2025	2026	2027
Beginning balances:						
Ruscilli TIF						
Perimeter TIF						
Combined	1,393,548.18	1,155,952.49	918,356.80	1,001,443.11	663,847.42	317,753.42
Estimated Revenues						
Service payments:						
Ruscilli TIF	470,000.00	470,000.00	470,000.00	470,000.00	470,000.00	470,000.00
Perimeter TIF	0.00	0.00	0.00	0.00	0.00	0.00
Interest income						
Ruscilli TIF	0.00	0.00	0.00	0.00	0.00	0.00
Perimeter TIF	0.00	0.00	0.00	0.00	0.00	0.00
Developer contribution	0.00	0.00	0.00	0.00	0.00	0.00
Other-Miscellaneous	0.00	0.00	0.00	0.00	0.00	0.00
Advances	0.00	0.00	0.00	0.00	0.00	0.00
Total revenues	470,000.00	470,000.00	470,000.00	470,000.00	470,000.00	470,000.00
Projected Expenditures(1)						
County auditor deductions	7,595.69	7,595.69	7,595.69	7,595.69	0.00	0.00
Professional service	0.00	0.00	0.00	0.00	0.00	0.00
Land and land improvements	0.00	0.00	0.00	0.00	0.00	0.00
Street maintenance projects	0.00	0.00	0.00	0.00	0.00	0.00
Transfers						
Perimeter TIF	0.00	0.00	0.00	0.00	0.00	0.00
Delta Energy TIF						
Repayment of Advances	0.00	0.00	0.00	0.00	0.00	0.00
Transfer - Debt Service on 270	700,000.00	700,000.00	379,318.00	800,000.00	816,094.00	786,178.00
Transfer - Debt Service on 270						
Total expenditures	707,595.69	707,595.69	386,913.69	807,595.69	816,094.00	786,178.00
Balance available	1,155,952.49	918,356.80	1,001,443.11	663,847.42	317,753.42	1,575.42

Pizzuti TIF Fund 416)

Revenue and Expenditure Activity
(TIF runs through tax year 2027)

	1997	1998	1999	2000	2001	2002	2003	2004	2005	2006	2007	2008	2009	2010	2011	2012	2013	2014	2015	2016	2017	2018	2019
Revenues																							
Service payments	$0.00	$0.00	$0.00	$77,824.08	$131,075.74	$164,815.06	$205,645.95	$205,860.68	$225,923.68	$360,148.39	$253,674.64	$255,999.70	$227,641.78	$273,880.36	$269,220.30	$265,263.51	$296,381.98	$334,580.67	$206,197.51	$218,242.22	$218,742.73	$200,000.00	$200,000.00
State grant	0.00	0.00	0.00	0.00	0.00	0.00	0.00	0.00	0.00	0.00	0.00	0.00	0.00	0.00	0.00	0.00	0.00	0.00	0.00	0.00	0.00	0.00	0.00
Interest income	0.00	0.00	0.00	0.00	0.00	0.00	0.00	0.00	0.00	0.00	0.00	0.00	0.00	0.00	0.00	0.00	0.00	0.00	0.00	0.00	0.00	0.00	0.00
Transfer	0.00	0.00	0.00	0.00	0.00	0.00	0.00	0.00	0.00	0.00	0.00	0.00	0.00	0.00	0.00	0.00	0.00	0.00	0.00	0.00	0.00	0.00	0.00
Advances(net)	75,000.00	396,500.00	0.00	0.00	0.00	0.00	0.00	0.00	0.00	0.00	0.00	0.00	0.00	0.00	0.00	0.00	900,000.00	1,050,000.00	0.00	0.00	0.00	0.00	0.00
	75,000.00	396,500.00	0.00	77,824.08	131,075.74	164,815.06	205,645.95	205,860.68	225,923.68	360,148.39	253,674.64	255,999.70	227,641.78	273,880.36	269,220.30	265,263.51	1,196,381.98	1,384,580.67	206,197.51	218,242.22	218,742.73	200,000.00	200,000.00
Expenditures																							
County auditor deductions	0.00	0.00	0.00	0.00	1,334.73	1,676.01	2,083.60	808.99	2,346.39	2,896.15	2,535.34	1,774.56	2,256.90	2,709.54	3,054.24	2,999.76	3,359.79	3,770.26	3,065.24	2,767.82	2,604.11	2,604.11	2,604.11
Other professional services	0.00	41,650.00	0.00	0.00	0.00	0.00	0.00	0.00	0.00	1,906.00	0.00	180,064.20	30,140.97	13,090.58	0.00	0.00		10,500.00	0.00	36,758.56	6,130.48	0.00	0.00
Payment to Pizzuti	0.00	0.00	0.00	0.00	0.00	0.00	131,955.26	205,051.69	223,577.29	89,415.76	0.00	0.00	0.00	0.00	0.00	0.00	0.00	0.00	0.00	0.00	0.00	0.00	0.00
Land and land improvements	0.00	6,030.00	0.00	0.00	0.00	0.00	0.00	0.00	0.00	0.00	0.00	0.00	160,872.05	0.00	0.00	0.00	0.00	0.00	0.00	0.00	116,550.00	0.00	0.00
New street construction	0.00	304,652.47	82,962.28	0.00	0.00	0.00	0.00	0.00	0.00	0.00	0.00	0.00	980.43	675,351.63	16,539.05	92,161.51	23,100.00	295,840.00	1,717,099.70	166,443.85	14,198.17	626,167.00	0.00
Repayment of advances	0.00	0.00	0.00	114,029.33	123,149.53	162,714.05	71,607.09	0.00	0.00	0.00	0.00	0.00	0.00	0.00	0.00	0.00	0.00	0.00	0.00				
Transfer - 270/33 Construction Debt																			0.00	0.00	$0.00	$0.00	$0.00
Transfers(1)	0.00	0.00	0.00	0.00	6,591.48	425.00	0.00	0.00	0.00	0.00	0.00	0.00	0.00	0.00	0.00	0.00	0.00	0.00	0.00	0.00	0.00	0.00	0.00
	0.00	352,332.47	82,962.28	114,029.33	131,075.74	164,815.06	205,645.95	205,860.68	225,923.68	94,217.91	2,535.34	181,838.76	194,250.35	691,151.75	19,593.29	95,161.27	26,459.79	310,110.26	1,720,164.94	205,970.23	139,482.76	628,771.11	2,604.11
Fund balance	$75,000.00	$119,167.53	$36,205.25	$0.00	$0.00	$0.00	$0.00	$0.00	$0.00	$265,930.48	$517,069.78	$591,230.72	$624,622.15	$207,350.76	$456,977.77	$627,080.01	$1,797,002.20	$2,871,472.61	$1,357,505.18	$1,369,777.17	$1,449,037.14	$1,020,266.03	$1,217,661.92

Pizzuti TIF Fund 416)

Revenue and Expenditur

(TIF runs through tax yea

	2020	2021	2022	2023	2024	2025	2026	2027	2028
Revenues									
Service payments	$200,000.00	$200,000.00	$200,000.00	$200,000.00	$200,000.00	$200,000.00	$200,000.00	$200,000.00	$200,000.00
State grant	0.00	0.00	0.00	0.00	0.00	0.00	0.00	0.00	0.00
Interest income	0.00	0.00	0.00	0.00	0.00	0.00	0.00	0.00	0.00
Transfer	0.00	0.00	0.00	0.00	0.00	0.00	0.00	0.00	0.00
Advances(net)	0.00	0.00	300,000.00	175,000.00	0.00	0.00	0.00	0.00	0.00
	200,000.00	200,000.00	500,000.00	375,000.00	200,000.00	200,000.00	200,000.00	200,000.00	200,000.00
Expenditures									
County auditor deductions	2,604.11	2,604.11	2,604.11	2,604.11	2,604.11	2,604.11	2,604.11	2,604.11	2,604.11
Other professional services	500,000.00	0.00	0.00	0.00	0.00	0.00	0.00	0.00	0.00
Payment to Pizzuti	0.00	0.00	0.00	0.00	0.00	0.00	0.00	0.00	0.00
Land and land improvements	0.00	0.00	0.00	0.00	0.00	0.00	0.00	0.00	0.00
New street construction	0.00	0.00	0.00	0.00	0.00	0.00	0.00	0.00	0.00
Repayment of advances	0.00	0.00	0.00	0.00	175,000.00	175,000.00	175,000.00	200,000.00	215,000.00
Transfer - 270/33 Construction I	$64,469.00	$750,000.00	$750,000.00	$400,000.00	$0.00	$60,000.00	$0.00	$0.00	$0.00
Transfers(1)	0.00	0.00	0.00	0.00	0.00	0.00	0.00	0.00	0.00
	567,073.11	752,604.11	752,604.11	402,604.11	177,604.11	237,604.11	177,604.11	202,604.11	217,604.11
Fund balance	$850,588.81	$297,984.70	$45,380.59	$17,776.48	$40,172.37	$2,568.26	$24,964.15	$22,360.04	$4,755.93

Thomas/Kohler TIF(Fund 419)
Projections for Future Service Payments
(TIF runs through tax year 2026)

Description	2004	2005	2006	2007	2008	2009	2010	2011	2012	2013	2014	2015	2016	2017	2018	2019	2020	2021	2022	2023
Beginning balance	1,896,358	1,683,803	1,960,575	2,270,305	2,695,140	3,161,275	3,061,539	3,584,781	3,290,842	2,088,188	2,682,716	3,448,853	3,946,716	4,134,978	4,306,732	2,911,336	1,189,684	562,015	99,058	81,100
Revenues:																				
Service payments(1)	378,490	393,220	407,567	461,788	500,734	602,938	632,958	776,448	757,745	807,285	790,912	701,287	641,181	613,343	660,000	660,000	660,000	660,000	660,000	660,000
Interest	49,736	53,386	84,444	131,161	133,538	115,068	71,460	59,613	26,031	17,739	19,301	31,410	5,652	0	0	0	0	0	0	0
Bond Proceeds																	0	0		
Reimbursements(Cols.)	0	0	0	0	0	0	227,435	23,604	148,908	0	207,849	0	0							
OPWC grant	0	0	0	0	0	0	0	0	0	0	0	0	0	0	0	0	0	0	0	0
Advances	0	0	0	0	0	0	0	0	0	0	0	0	0	0	0	0	0	0	0	0
Total revenues	428,226	446,606	492,011	592,949	634,272	718,006	931,852	859,664	932,684	825,023	1,018,062	732,697	646,833	613,343	660,000	660,000	660,000	660,000	660,000	660,000
Expenditures:																				
County auditor fees	1,546	4,084	2,810	4,615	3,493	6,328	7,257	12,192	8,569	9,388	10,161	9,048	8,982	7,958	7,958	7,958	7,958	7,958	7,958	7,958
Land and land improvements	0	0	0	0	0	0	500	0	398,885	0	76,516	0	0	0	0	1,900,000	0	0	0	0
Professional services	0	0	0	0	0	486,872	45,214	0	43,538	5,200	9,200	51,743	43,911	27,493	470,175	35,000	100,000	0	0	0
Construction	0	0	0	0	0	159,061	196,569	1,497	1,026,955	59,486	0	18,644	0	0	1,170,000	30,000	770,000	650,000	0	0
Distribution to Dublin Schools	24,877	0	0	0	0	0	0	267,507	0	0	0	0	0	0	0	0	0	0	0	0
Transfers(debt)	164,358	165,750	179,471	163,499	164,644	165,481	159,071	160,057	157,390	156,422	156,048	155,399	155,678	156,138	157,264	158,695	159,711	0	0	0
Transfers(3)	0	0	0	0	0	0	0	0	0	0	0	0	0					0	0	0
Transfer (debt for Avery Widening)																	0			
Repayment of advances(2)	450,000	0	0	0	0	0	0	712,351	500,000	0	0	0	250,000	250,000	250,000	250,000	250,000	465,000	670,000	670,000
Total expenditures	640,781	169,834	182,281	168,114	168,137	817,742	408,610	1,153,604	2,135,338	230,496	251,925	234,834	458,571	441,589	2,055,396	2,381,652	1,287,669	1,122,958	677,958	677,958
Ending balance	1,683,803	1,960,575	2,270,305	2,695,140	3,161,275	3,061,539	3,584,781	3,290,842	2,088,188	2,682,716	3,448,853	3,946,716	4,134,978	4,306,732	2,911,336	1,189,684	562,015	99,058	81,100	63,142

Thomas/Kohler TIF(Fund 419)
Projections for Future Service
(TIF runs through tax year 2026)

Description	2024	2025	2026
Beginning balance	63,142	45,185	27,227
Revenues:			
Service payments(1)	660,000	660,000	660,000
Interest	0	0	0
Bond Proceeds			
Reimbursements(Cols.)			
OPWC grant	0	0	0
Advances	0	0	0
Total revenues	660,000	660,000	660,000
Expenditures:			
County auditor fees	7,958	7,958	7,958
Land and land improvements	0	0	0
Professional services	0	0	0
Construction	0	0	0
Distribution to Dublin Schools	0	0	0
Transfers(debt)	0	0	0
Transfers(3)	0	0	0
Transfer (debt for Avery Widenir			
Repayment of advances(2)	670,000	670,000	120,000
Total expenditures	677,958	677,958	127,958
Ending balance	45,185	27,227	559,269

McKitrick TIF Fund(Fund 421)
Revenue and Expenditure Activity
(TIF runs through tax year 2024)

	1995	1996	1997	1998	1999	2000	2001	2002	2003	2004	2005	2006	2007	2008	2009	2010	2011	2012	2013	2014
Revenues																				
Service payments-Phase 1	$0.00	$0.00	$32,104.70	$202,600.53	$231,621.97	$342,295.43	$444,650.82	$457,478.66	$418,620.40	$139,833.78	$152,989.44	$155,428.26	$162,793.04	$164,285.12	$162,693.62	$166,849.46	$184,241.70	$164,887.92	$167,600.82	$91,385.82
Service payments-Phase 2	0.00	0.00	0.00	0.00	89,063.54	944,597.73	1,202,710.66	1,259,984.88	1,082,243.97	1,340,926.91	1,353,489.74	1,446,761.74	1,428,752.36	1,438,742.54	1,401,135.64	1,554,966.30	1,031,536.14	1,023,972.93	1,038,143.01	1,041,309.34
Service payments-additional building	0.00	0.00	0.00	0.00	0.00	0.00	0.00	0.00	0.00	0.00	0.00	0.00	0.00	88,765.00	149,181.00	927,765.00				
Proceeds from sale of bonds	0.00	0.00	0.00	400,000.00	0.00	0.00	0.00	0.00	0.00	0.00	0.00	0.00	0.00	0.00	0.00	0.00	0.00	0.00	0.00	0.00
Proceeds from sale of notes	3,125,000.00	5,775,000.00	0.00	0.00	0.00	0.00	0.00	0.00	0.00	0.00	0.00	0.00	0.00	0.00	0.00	0.00	0.00	0.00	0.00	0.00
State grant	0.00	600,000.00	0.00	0.00	0.00	0.00	0.00	0.00	0.00	0.00	0.00	0.00	0.00	0.00	0.00	0.00	0.00	0.00	0.00	0.00
Interest income	16,337.46	169,848.87	95,575.03	39,681.72	14,473.66	4,965.15	0.00	0.00	0.00	0.00	0.00	112,233.05	184,786.06	158,685.22	127,979.82	81,673.41	60,262.85	42,871.65	23,805.89	23,334.03
Miscellaneous	0.00	0.00	0.00	29,095.00	0.00	0.00	0.00	0.00	0.00	0.00	0.00	0.00	0.00	0.00	0.00	0.00	101.00	0.00	0.00	0.00
Transfer	0.00	280,000.00	0.00	0.00	0.00	0.00	0.00	0.00	0.00	0.00	0.00	0.00	0.00	0.00	0.00	0.00	0.00	0.00	0.00	0.00
Advances(net)	0.00	0.00	0.00	0.00	0.00	0.00	0.00	0.00	0.00	0.00	0.00	0.00	0.00	155,696.60	0.00	1,065,609.00	0.00	0.00	0.00	0.00
	3,141,337.46	6,824,848.87	127,679.73	671,377.25	335,159.17	1,291,858.31	1,647,361.48	1,717,463.54	1,500,864.37	1,480,760.69	1,506,479.18	1,714,423.05	1,776,331.46	2,006,174.48	1,840,990.08	3,796,863.17	1,276,141.69	1,231,732.50	1,229,549.72	1,156,029.19
Expenditures																				
County auditor deductions	0.00	0.00	0.00	0.00	0.00	0.00	16,774.87	17,721.85	17,379.07	5,828.00	15,645.94	14,554.02	15,906.61	11,725.42	16,983.24	26,205.16	13,792.71	13,403.96	13,658.09	13,683.93
Other professional services	286,947.54	242,903.64	20,351.34	1,055.98	2,389.25	0.00	0.00	0.00	2,797.16	0.00	0.00	0.00	117.00	484,643.38	44,660.10	0.00	0.00	33,884.53	3,000.00	0.00
Land and land improvements	1,543,996.86	74,414.00	242,290.00	272,230.30	95,628.30	8,840.00	0.00	0.00	0.00	0.00	0.00	0.00	0.00	0.00	136,712.00	1,145,800.50	0.00	104,658.50	0.00	0.00
New street construction	97,978.50	5,135,546.42	1,574,219.05	167,241.44	34,326.83	0.00	0.00	0.00	0.00	0.00	0.00	0.00	0.00	824,207.15	701,298.08	389,863.97	58,052.00	79,824.59	1,985.23	0.00
Repayment of advance											0.00	0.00	0.00	0.00	0.00	155,696.60	0.00	0.00	0.00	0.00
Transfer - Partial Riverside Dr. Relocation (Riverside/Tuller/JSP)																0.00	0.00	0.00	0.00	0.00
Transfers(1) (Emerald Pkwy Phase 2)	0.00	0.00	32,104.70	496,155.69	488,705.57	1,227,921.95	1,036,466.54	913,011.50	911,301.50	912,376.50	910,046.50	911,346.50	886,346.50	695,096.50	695,799.00	641,165.89	651,840.00	2,220,540.00	654,040.00	646,240.00
Transfers (2) Emerald Pkwy Phase 8)																0.00	0.00	0.00	0.00	0.00
Transfers - BSD Land Acquisition																				
Transfers - (161/Riverside Roundabout Debt)																				
	1,928,922.90	5,452,864.06	1,868,965.09	936,683.41	621,049.95	1,236,761.95	1,053,241.41	930,733.35	931,477.73	918,204.50	925,692.44	925,900.52	902,370.11	2,015,672.45	1,595,452.42	2,358,732.12	723,684.71	2,452,311.58	672,683.32	659,923.93
Fund balance	$1,212,414.56	$2,584,399.37	$843,114.01	$577,807.85	$291,917.07	$347,013.43	$941,133.50	$1,727,863.69	$2,297,250.33	$2,859,806.52	$3,160,593.26	$3,801,115.79	$3,824,377.14	$3,054,879.17	$3,300,416.83	$4,738,547.88	$3,791,004.86	$2,570,425.78	$3,127,292.18	$3,623,397.44

McKitrick TIF Fund(Fund 421)
Revenue and Expenditure Activity
(TIF runs through tax year 2024)

	2015	2016	2017	2018	2019	2020	2021	2022	2023	2024	2025
Revenues											
Service payments-Phase 1	$115,046.10	$168,192.90	$128,883.24	$80,000.00	$0.00	$0.00	$0.00	$0.00	$0.00	$0.00	$0.00
Service payments-Phase 2											
Service payments-additional building	1,041,741.20	976,084.01	1,015,763.82	710,000.00	710,000.00	710,000.00	710,000.00	710,000.00	710,000.00	710,000.00	710,000.00
Proceeds from sale of bonds	0.00	0.00	0.00	0.00	0.00	0.00	0.00	0.00	0.00	0.00	0.00
Proceeds from sale of notes	0.00	0.00	0.00	0.00	0.00	0.00	0.00	0.00	0.00	0.00	0.00
State grant	0.00	0.00	0.00	0.00	0.00	0.00	0.00	0.00	0.00	0.00	0.00
Interest income	33,372.47	3,526.78	0.00	0.00	0.00	0.00	0.00	0.00	0.00	0.00	0.00
Miscellaneous	0.00	0.00	0.00	0.00	0.00	0.00	0.00	0.00	0.00	0.00	0.00
Transfer	0.00	0.00	0.00	0.00	0.00	0.00	0.00	0.00	0.00	0.00	0.00
Advances(net)	0.00	540,000.00	0.00	0.00	0.00	0.00	0.00	0.00	0.00	0.00	0.00
	1,190,159.77	1,687,803.69	1,144,647.06	790,000.00	710,000.00	710,000.00	710,000.00	710,000.00	710,000.00	710,000.00	710,000.00
Expenditures											
County auditor deductions	13,700.25	120,485.51	12,955.42	12,000.00	12,000.00	12,000.00	12,000.00	12,000.00	12,000.00	12,000.00	12,000.00
Other professional services	0.00	0.00	0.00	0.00	0.00	0.00	0.00	0.00	0.00	0.00	0.00
Land and land improvements	0.00	0.00	0.00	0.00	0.00	0.00	0.00	0.00	0.00	0.00	0.00
New street construction	0.00	0.00	0.00	0.00	0.00	0.00	0.00	0.00	0.00	0.00	0.00
Repayment of advance	1,605,609.00	0.00			0.00	0.00	0.00	0.00	0.00	0.00	0.00
Transfer - Partial Riverside Dr. Relocation (Riverside/Tulle	0.00	0.00	0.00	0.00	0.00	0.00	0.00	0.00	0.00	0.00	0.00
Transfers(1) (Emerald Pkwy Phase 2)	548,420.00	494,000.00	0.00	0.00	0.00	0.00	0.00	0.00	0.00	0.00	0.00
Transfers (2) Emerald Pkwy Phase 8)	183,000.00	0.00	0	200,000	152,925	0.00	0.00	0.00	0.00	0.00	0.00
Transfers - BSD Land Acquisition		0.00	0	255,068	255,962	255,320	253,695	255,223	253,305.00	254,540.00	255,580.00
Transfers - (161/Riverside Roundabout Debt)		0.00	1,074,798	1,844,925	700,000	900,000	900,000	900,000	700,000.00	450,000.00	470,000.00
	2,350,729.25	614,485.51	1,087,753.42	2,311,993.00	1,120,887.00	1,167,320.00	1,165,695.00	1,167,223.00	965,305.00	716,540.00	737,580.00
Fund balance	$2,462,827.96	$3,536,146.14	$3,593,039.78	$2,071,046.78	$1,660,159.78	$1,202,839.78	$747,144.78	$289,921.78	$34,616.78	$28,076.78	$496.78

Perimeter Center TIF (Funds 425) Non-School as of 2003
Projections for Future Service Payments ***THIS TIF HAS THE CRAUGWELL APARTMENTS. DO NOT MODIFY THIS TIF***
(TIF run through tax year 2027)

	2004	2005	2006	2007	2008	2009	2010	2011	2012	2013	2014	2015	2016	2017	2018	2019	2020	2021	2022	2023	2024	2025	2026	2027
Beginning balances:																								
Ruscilli TIF																								
Perimeter TIF	250,288.13	0.00	558,725.08	739,513.17	842,859.77	440,778.91	605,520.93	924,637.92	1,377,640.12	1,831,586.63	2,379,053.92	2,898,111.66	3,276,837.80											
Combined			558,725.08	739,513.17	842,859.77	440,778.91	605,520.93	924,637.92	1,377,640.12	1,831,586.63	2,379,053.92	2,898,111.66	3,276,837.80	3,537,138.01	3,806,910.83	4,214,424.67	4,676,568.56	4,838,712.45	5,300,856.34	5,233,000.23	5,695,144.12	6,157,288.01	6,619,431.90	7,081,575.79
Estimated Revenues																								
Service payments:																								
Ruscilli TIF	0.00	0.00	0.00	0.00	0.00	0.00	0.00	0.00	0.00	0.00	0.00	0.00	0.00	0.00	0.00	0.00	0.00	0.00	0.00	0.00	0.00	0.00	0.00	0.00
Perimeter TIF	226,408.74	261,782.64	276,686.24	270,347.85	390,436.81	399,696.58	432,014.29	495,319.60	496,016.41	541,577.82	509,259.65	468,268.78	465,946.76	467,974.10	467,974.10	467,974.10	467,974.10	467,974.10	467,974.10	467,974.10	467,974.10	467,974.10	467,974.10	467,974.10
Interest income																								
Ruscilli TIF	0.00	0.00	0.00	0.00	0.00	0.00	0.00	0.00	0.00	0.00	0.00	0.00	0.00	0.00	0.00	0.00	0.00	0.00	0.00	0.00	0.00	0.00	0.00	0.00
Perimeter TIF	0.00	0.00	23,155.12	39,916.21	44,892.54	17,287.30	15,791.14	17,936.57	16,059.70	15,346.66	15,984.44	26,215.14	40,451.68	56,712.93	0.00	0.00	0.00	0.00	0.00	0.00	0.00	0.00	0.00	0.00
Bond Proceeds														0.00		0.00	0.00							
Developer contribution	0.00	0.00	0.00	0.00	60,000.00	0.00	0.00	0.00	0.00	0.00	0.00	0.00	0.00	0.00	0.00	0.00	0.00	0.00	0.00	0.00	0.00	0.00	0.00	0.00
Other-Miscellaneous		0.00	0.00	0.00	0.00	98.50		0.00	0.00	0.00	0.00	0.00	0.00	0.00	0.00	0.00	0.00	0.00	0.00	0.00	0.00	0.00	0.00	0.00
Transfers	0.00	0.00	0.00	0.00	1,500,000.00																			
Advances	0.00	0.00	0.00	0.00	0.00	0.00	0.00	0.00	0.00	0.00	0.00	0.00	0.00	0.00	0.00	0.00	0.00	0.00	0.00	0.00	0.00	0.00	0.00	0.00
Total revenues	226,408.74	261,782.64	299,841.36	310,264.06	1,995,329.35	417,082.38	447,805.43	513,256.17	512,076.11	556,924.48	525,244.09	494,483.92	506,398.44	524,687.03	467,974.10	467,974.10	467,974.10	467,974.10	467,974.10	467,974.10	467,974.10	467,974.10	467,974.10	467,974.10
Projected Expenditures(1)																								
County auditor deductions	948.00	2,718.82	1,907.77	2,809.46	2,055.40	4,746.37	4,940.08	6,473.03	6,429.48	9,457.19	6,186.35	5,708.32	5,568.03	5,830.21	5,830.21	5,830.21	5,830.21	5,830.21	5,830.21	5,830.21	5,830.21	5,830.21	5,830.21	5,830.21
Professional service	50,000.00	126,087.61	116,490.00	204,108.00	120,840.00	59,677.82	42,000.24	28,870.94	47,560.50	0.00	0.00	0.00	0.00	0.00	0.00	0.00	300,000.00	0.00			0.00	0.00	0.00	0.00
Land and land improvements	0.00	0.00	0.00	0.00	88,983.10	9,468.75	0.00	23,710.00	0.00	0.00	0.00	0.00	0.00	0.00	0.00	0.00	0.00	0.00	180,000.00		0.00	0.00	0.00	0.00
Street maintenance projects	0.00	0.00	0.00	0.00	2,185,531.71	178,447.42	81,748.12	1,200.00	4,139.62	0.00	0.00	110,049.46	240,530.20	249,084.00	54630.05	0.00	0.00	0.00	350,000.00		0.00	0.00	0.00	0.00
Transfers																								
Perimeter TIF	0.00	0.00	655.50	0.00	0.00	0.00	0.00	0.00	0.00	0.00	0.00	0.00	0.00	0.00	0.00	0.00	0.00	0.00	0.00	0.00	0.00	0.00	0.00	0.00
Delta Energy TIF		0.00	0.00	0.00	0.00	0.00	0.00	0.00	0.00															
Repayment of Advances																								
Transfer - Debt Service on 270/33 Construction																								
Transfer - Interest on SIB											0.00	0.00	0.00	0.00	0.00	0.00	0.00	0.00	0.00	0.00	0.00	0.00	0.00	0.00
Total expenditures	50,948.00	128,806.43	119,053.27	206,917.46	2,397,410.21	252,340.36	128,688.44	60,253.97	58,129.60	9,457.19	6,186.35	115,757.78	246,098.23	254,914.21	60,460.26	5,830.21	305,830.21	5,830.21	535,830.21	5,830.21	5,830.21	5,830.21	5,830.21	5,830.21
Balance available	425,748.87	$558,725.08	$739,513.17	$842,859.77	$440,778.91	$605,520.93	$924,637.92	$1,377,640.12	$1,831,586.63	$2,379,053.92	$2,898,111.66	$3,276,837.80	3,537,138.01	3,806,910.83	4,214,424.67	4,676,568.56	4,838,712.45	5,300,856.34	5,233,000.23	5,695,144.12	6,157,288.01	6,619,431.90	7,081,575.79	7,543,719.68

Rings Road TIF (Fund 426)

Revenue and Expenditure Activity
(TIF runs through tax year 2028)

	1997	1998	1999	2000	2001	2002	2003	2004	2005	2006	2007	2008	2009	2010	2011	2012
Revenues																
Service payments	$0.00	$0.00	$66,012.55	$91,845.71	$175,509.02	$296,815.26	$323,724.71	$324,062.74	$334,249.76	$306,815.63	$321,353.74	$324,299.10	$356,484.84	$365,590.86	$403,699.76	$411,959.04
County grant	0.00	0.00	300,000.00	0.00	0.00	0.00	0.00	0.00	0.00	0.00	0.00	0.00	0.00	0.00	0.00	0.00
Interest income	0.00	0.00	30,734.52	88,043.06	3,093.90	577.73	0.00	0.00	0.00	0.00	0.00	0.00	0.00	0.00	0.00	0.00
Transfer	0.00	0.00	0.00	0.00	0.00	0.00	0.00	0.00	0.00	0.00	0.00	0.00	0.00	0.00	0.00	0.00
Proceeds from notes	0.00	0.00	3,400,000.00	0.00	0.00	0.00	0.00	0.00	0.00	0.00	0.00	0.00	0.00	0.00	0.00	0.00
Proceed from bonds	0.00	0.00	0.00	100,000.00	0.00	0.00	0.00	0.00	0.00	0.00	0.00	0.00	0.00	0.00	0.00	0.00
Other debt proceeds	0.00	0.00	0.00	727.20	0.00	0.00	0.00	0.00	0.00	0.00	0.00	0.00	0.00	0.00	0.00	0.00
Advances(net)	30,000.00	172,000.00	0.00	189,550.00	173,260.00	0.00	0.00	0.00	0.00	0.00	0.00	0.00	0.00	0.00	0.00	0.00
	30,000.00	172,000.00	3,796,747.07	470,165.97	351,862.92	297,392.99	323,724.71	324,062.74	334,249.76	306,815.63	321,353.74	324,299.10	356,484.84	365,590.86	403,699.76	411,959.04
Expenditures																
County auditor deductions	0.00	0.00	0.00	0.00	1,787.19	3,018.31	3,279.97	1,322.49	3,471.43	2,115.62	3,211.76	3,228.58	3,534.29	3,615.80	4,579.88	4,658.68
Other professional services	0.00	103,789.29	119,137.41	5,693.40	176.75	1,500.00	0.00	0.00	0.00	0.00	0.00	0.00	0.00	0.00	0.00	0.00
Land and land improvements	0.00	0.00	0.00	0.00	0.00	0.00	0.00	0.00	0.00	0.00	0.00	0.00	0.00	0.00	0.00	0.00
New street construction	0.00	0.00	1,420,848.05	2,394,401.00	209,072.68	0.00	0.00	46,811.00	0.00	0.00	0.00	0.00	0.00	0.00	0.00	0.00
Repayment of advances	0.00	0.00	66,012.55	0.00	0.00	0.00	0.00	0.00	50,000.00	25,000.00	25,000.00	50,000.00	50,000.00	75,000.00	125,000.00	0.00
Transfer (Avery Road Widening Phase II Debt Transfers(1)	0.00	0.00	0.00	189,550.00	276,520.00	287,150.00	292,090.00	290,169.97	288,449.53	291,120.14	290,653.47	288,680.45	286,341.82	271,423.24	277,407.54	272,801.05
	0.00	103,789.29	1,605,998.01	2,589,644.40	487,556.62	291,668.31	295,369.97	338,303.46	341,920.96	318,235.76	318,865.23	341,909.03	339,876.11	350,039.04	406,987.42	277,459.73
Fund balance	$30,000.00	$98,210.71	$2,288,959.77	$169,481.34	$33,787.64	$39,512.32	$67,867.06	$53,626.34	$45,955.14	$34,535.01	$37,023.52	$19,413.59	$36,022.32	$51,574.14	$48,286.48	$182,785.79

Rings Road TIF (Fund 426)

Revenue and Expenditure Activity
(TIF runs through tax year 2028)

	2013	2014	2015	2016	2017	2018	2019	2020	2021	2022	2023	2024	2025	2026	2027	2028	2029
Revenues																	
Service payments	$265,903.36	$421,712.35	$68,660.63	$210,101.89	$311,958.80	$300,000.00	$300,000.00	$300,000.00	$300,000.00	$300,000.00	$300,000.00	$300,000.00	$300,000.00	$300,000.00	$300,000.00	$300,000.00	$300,000.00
County grant	0.00	0.00	0.00	0.00	0.00	0.00	0.00	0.00	0.00	0.00	0.00	0.00	0.00	0.00	0.00	0.00	0.00
Interest income	0.00	0.00	0.00	0.00	0.00	0.00	0.00	0.00	0.00	0.00	0.00	0.00	0.00	0.00	0.00	0.00	0.00
Transfer	0.00	0.00	0.00	0.00	0.00	0.00	0.00	0.00	0.00	0.00	0.00	0.00	0.00	0.00	0.00	0.00	0.00
Proceeds from notes	0.00	0.00	0.00	0.00	0.00	0.00	0.00	0.00	0.00	0.00	0.00	0.00	0.00	0.00	0.00	0.00	0.00
Proceed from bonds	0.00	0.00	0.00	0.00	0.00	0.00	0.00	0.00	0.00	0.00	0.00	0.00	0.00	0.00	0.00	0.00	0.00
Other debt proceeds	0.00	0.00	0.00	0.00	0.00	0.00	0.00	0.00	0.00	0.00	0.00	0.00	0.00	0.00	0.00	0.00	0.00
Advances(net)	0.00	0.00	0.00	0.00	0.00	0.00	0.00	0.00	0.00	0.00	0.00	0.00	0.00	0.00	0.00	0.00	0.00
	265,903.36	421,712.35	68,660.63	210,101.89	311,958.80	300,000.00	300,000.00	300,000.00	300,000.00	300,000.00	300,000.00	300,000.00	300,000.00	300,000.00	300,000.00	300,000.00	300,000.00
Expenditures																	
County auditor deductions	4,746.81	4,755.54	4,760.38	10,224.57	3,530.83	3,530.83	3,530.83	3,530.83	3,530.83	3,530.83	3,530.83	3,530.83	3,530.83	3,530.83	3,530.83	3,530.83	3,530.83
Other professional services	0.00	0.00	0.00		0.00	0.00	0.00	0.00	0.00	0.00	0.00	0.00	0.00	0.00	0.00	0.00	0.00
Land and land improvements	0.00	0.00	0.00	0.00	0.00	0.00	0.00	0.00	0.00	0.00	0.00	0.00	0.00	0.00	0.00	0.00	0.00
New street construction	0.00	0.00	0.00		0.00	0.00	0.00	0.00	0.00	0.00	0.00	0.00	0.00	0.00	0.00	0.00	0.00
Repayment of advances	0.00	0.00	0.00	0.00	0.00	0.00	0.00	0.00	0.00	0.00	0.00	0.00	0.00	0.00	0.00	0.00	0.00
Transfer (Avery Road Widening Phase II Debt							98,797.00	0.00	0.00	0.00	0.00	0.00	0.00	0.00	0.00	0.00	0.00
Transfers(1)	271,127.90	270,479.73	269,357.96	274,080.96	274,891.00	276,874.00	279,391.00	281,181.00	0.00	0.00	0.00	0.00	0.00	0.00	0.00	0.00	0.00
	275,874.71	275,235.27	274,118.34	284,305.53	278,421.83	280,404.83	381,718.83	284,711.83	3,530.83	3,530.83	3,530.83	3,530.83	3,530.83	3,530.83	3,530.83	3,530.83	3,530.83
Fund balance	$172,814.44	$319,291.52	$113,833.81	$39,630.17	$73,167.14	$92,762.31	$11,043.48	$26,331.65	$322,800.82	$619,269.99	$915,739.16	$1,212,208.33	$1,508,677.50	$1,805,146.67	$2,101,615.84	$2,398,085.01	$2,694,554.18

Perimeter West TIF(Fund 431)
Projections for Future Service Payments
(TIF runs through tax year 2025)

Description	2004	2005	2006	2007	2008	2009	2010	2011	2012	2013	2014	2015	2016	2017	2018	2019	2020	2021	2022	2023	2024	2025	2026
Beginning balance	$4,576.16	$2,192.93	$1,963.71	$25,569.47	$42,519.57	$79,229.61	$46,781.72	$103,615.65	$233,118.39	$561,020.02	$666,188.98	$1,681,094.39	$103,497.03	$431,279.81	$1,124,814.02	$911,246.19	$331,714.62	$1,748.83	$196,606.56	$168,839.31	$671,072.06	$1,173,904.57	$1,672,787.08
Revenues:																							
Service payments	283,013.31	295,109.56	385,644.48	444,743.37	546,917.29	798,296.67	1,147,016.23	1,134,195.16	1,356,443.08	1,130,229.84	2,211,691.05	1,189,089.44	1,417,808.69	1,725,746.08	1,500,000.00	1,500,000.00	1,500,000.00	1,500,000.00	1,500,000.00	1,500,000.00	1,500,000.00	1,500,000.00	1,500,000.00
Bond Proceeds												0.00						0.00					
Other															101,836.00			0.00					
Developer Contribution																		800,000.00					
Advances(1)	45,000.00	30,000.00	0.00	0.00	0.00	0.00	0.00	0.00	0.00	0.00	0.00	590,000.00	5,000.00	0.00		0.00	400,000.00	2,700,000.00	0.00	0.00	0.00	0.00	0.00
Total revenues	328,013.31	325,109.56	385,644.48	444,743.37	546,917.29	798,296.67	1,147,016.23	1,134,195.16	1,356,443.08	1,130,229.84	2,211,691.05	1,779,089.44	1,422,808.69	1,725,746.08	1,601,836.00	1,500,000.00	1,900,000.00	5,000,000.00	1,500,000.00	1,500,000.00	1,500,000.00	1,500,000.00	1,500,000.00
Expenditures:																							
County auditor fees	1,282.24	3,066.04	2,794.33	5,000.95	4,388.40	8,731.12	17,494.88	22,265.99	36,782.92	24,795.71	95,287.55	22,747.65	20,227.48	44,023.49	44,023.49	44,023.49	44,023.49	44,023.49	44,023.49	44,023.49	44,023.49	44,023.49	44,023.49
Land acquisition	0.00	0.00	0.00	0.00	0.00	0.00	0.00	0.00	0.00	0.00	0.00	0.00	0.00			284,500.00	705,000.00	100,000.00	0.00	0.00	0.00	0.00	0.00
Professional services	4,800.00	0.00	0.00	0.00	0.00	0.00	0.00	0.00	17,195.93	14,130.88	131,773.98	24,627.78	0.00	23,052.38	8,611.62	774,000.00	500,000.00	0.00	230,000.00	0.00	0.00	0.00	0.00
Construction	0.00	0.00	0.00	0.00	0.00	0.00	0.00	0.00	0.00	0.00	0.00	2,345,966.30	108,893.59	0.00	201,672.00			4,000,000.00	0.00	0.00	0.00	0.00	0.00
Transfer(2)	324,314.30	322,272.74	359,244.39	322,792.32	320,093.60	322,013.44	304,687.42	310,736.55	305,572.72	303,697.32	302,970.98	301,713.81	305,873.58	306,778.00	308,990.46	311,801.82	313,798.54	0.00	0.00	0.00	0.00	0.00	0.00
Transfer(3)	0.00	0.00	0.00	0.00	0.00	0.00	0.00	671,689.88	668,989.88	682,436.97	666,753.13	661,631.26	660,031.26	658,358.00	657,106.26	665,206.26	667,143.76	661,118.78	653,743.76	653,743.76	653,144.00	657,094.00	649,750.00
Transfer (4)																							
Transfer to Perimeter Lp	0.00	0.00	0.00	0.00	0.00	0.00	600,000.00	0.00	0.00	0.00	0.00	0.00	0.00	0.00	0.00	0.00	0.00	0.00	0.00	0.00	0.00	0.00	0.00
Repayment of advances	0.00	0.00	0.00	100,000.00	185,725.25	500,000.00	168,000.00	0.00	0.00	0.00	0.00	0.00		0.00	595,000.00				600,000.00	300,000.00	300,000.00	300,000.00	300,000.00
Total expenditures	330,396.54	325,338.78	362,038.72	427,793.27	510,207.25	830,744.56	1,090,182.30	1,004,692.42	1,028,541.45	1,025,060.88	1,196,785.64	3,356,686.80	1,095,025.91	1,032,211.87	1,815,403.83	2,079,531.57	2,229,965.79	4,805,142.27	1,527,767.25	997,767.25	997,167.49	1,001,117.49	993,773.49
Ending balance	$2,192.93	$1,963.71	$25,569.47	$42,519.57	$79,229.61	$46,781.72	$103,615.65	$233,118.39	$561,020.02	$666,188.98	$1,681,094.39	$103,497.03	$431,279.81	$1,124,814.02	$911,246.19	$331,714.62	$1,748.83	$196,606.56	$168,839.31	$671,072.06	$1,173,904.57	$1,672,787.08	$2,179,013.59

Upper Metro Place Project (Fund 432)

Cooker TIF Fund, Embassy Suites TIF Fund, Lees Inn TIF Fund, and Upper Metro Place TIF Fund

Revenue and Expenditure Activity

(TIF runs through Tax Year 2024)

	2000	2001	2002	2003	2004	2005	2006	2007	2008	2009	2010	2011	2012	2013
Revenues														
Service payments	$19,833.73	$74,074.15	$190,449.91	$205,467.51	$199,015.77	$258,976.12	$265,046.61	$328,437.62	$304,942.36	$329,758.40	$283,358.26	$312,895.28	$244,589.95	$215,548.91
Proceeds from sale of bonds	0.00	0.00	0.00	0.00	0.00	0.00	0.00	0.00	0.00	0.00	0.00	0.00	0.00	0.00
Miscellaneous	0.00	0.00	0.00	0.00				0.00	0.00	0.00	0.00	0.00	0.00	0.00
Interest income	0.00	0.00	0.00	0.00	0.00	0.00	0.00	0.00	0.00	0.00	0.00	0.00	0.00	0.00
Transfer						0.00	0.00	0.00	0.00	0.00	0.00	0.00	0.00	0.00
Advances(net)	0.00	0.00	0.00	0.00	0.00	0.00	0.00	0.00	78,159.00	0.00	0.00	0.00	750,000.00	3,055,000.00
	19,833.73	74,074.15	190,449.91	205,467.51	199,015.77	258,976.12	265,046.61	328,437.62	383,101.36	329,758.40	283,358.26	312,895.28	994,589.95	3,270,548.91
Expenditures														
County auditor deductions	0.00	755.82	1,936.66	2,532.19	900.38	3,675.65	1,936.33	3,282.59	2,113.80	3,269.08	2,802.49	3,549.71	2,765.97	2,723.96
Other professional services	0.00	0.00	0.00	0.00	0.00	0.00	0.00	0.00	66,435.15	9,431	0.00	122,751.20	525.00	3,241,105.40
Land														500,000.00
270/33 Interchange Grant Money (offset of revenue)											0.00	0.00	0.00	0.00
New street construction	0.00	0.00	0.00	0.00	0.00	0.00	0.00	0.00	0.00	0	0.00	0.00	0.00	0.00
New street construction(1)	19,833.73	73,318.33	188,513.25	202,083.32	198,115.39	255,300.47	263,110.28	325,155.03	302,828.56	127,206.09	0.00	0.00	0.00	0.00
Water system improvements	0.00	0.00	0.00	0.00	0.00	0.00	0.00	0.00	0.00	0.00	0.00	0.00	0.00	0.00
Repayment of advances	0.00	0.00	0.00	0.00	0.00	0.00	0.00	0.00	0.00	78,159.00	0.00	0.00	0.00	0.00
Transfer - Debt Service on 270/33 (ROW/Construction)														
Transfers	0.00	0.00	0.00	852.00	0.00	0.00	0.00	0.00	0.00	0.00	0.00	0.00	0.00	0.00
	19,833.73	74,074.15	190,449.91	205,467.51	199,015.77	258,976.12	265,046.61	328,437.62	371,377.51	218,065.07	2,802.49	126,300.91	3,290.97	3,743,829.36
Fund balance	$0.00	$0.00	$0.00	$0.00	$0.00	$0.00	$0.00	$0.00	$11,723.85	$123,417.18	$403,972.95	$590,567.32	$1,581,866.30	$1,108,585.85

	2014	2015	2016	2017	2018	2019	2020	2021	2022	2023	2024
Revenues											
Service payments	$242,000.13	$241,125.56	$261,069.74	$266,436.72	$490,000.00	$490,000.00	$490,000.00	$490,000.00	$490,000.00	$490,000.00	$490,000.00
Proceeds from sale of bonds	9,000,000.00	0.00	18,564,198.64	6,347,448.72	0.00	0.00	0.00		0.00		0.00
Miscellaneous	989.82	4,576.21									
Interest income	0.00	0.00	16,737.21	13,172.97	5,000.00	0.00	0.00	0.00	0.00	0.00	0.00
Transfer	0.00										
Advances(net)	0.00	0.00	0.00	0.00	0.00	0.00					
	9,242,989.95	245,701.77	18,842,005.59	6,627,058.41	495,000.00	490,000.00	490,000.00	490,000.00	490,000.00	490,000.00	490,000.00
Expenditures											
County auditor deductions	2,728.98	2,731.75	2,956.88	3,015.60	3,015.60	3,015.60	3,015.60	3,015.60	3,015.60	3,015.60	3,015.60
Other professional services	2,091,058.89	35,177.38	82,649.17	96,076.41	155061.76		0.00	0.00	0.00	0.00	0.00
Land	0.00	0.00									
270/33 Interchange Grant Money (offset of revenue)	0.00	0.00	18,564,198.64	6,435,593.12	0.00	0.00					
New street construction	0.00	833,231.04	0.00	0.00	0.00	0.00					
New street construction(1)	0.00	0.00	0.00	0.00	0.00	0.00	0.00	0.00	0.00	0.00	0.00
Water system improvements	0.00	0.00	0.00	0.00	0.00	0.00	0.00	0.00	0.00	0.00	0.00
Repayment of advances	3,055,000.00	0.00	0.00	0.00	0.00	0.00	0.00	0.00	0.00	0.00	0.00
Transfer - Debt Service on 270/33 (ROW/Construction)	0.00	0.00		171,585.00	1,036,100.00	1,037,825.00	1,033,075.00	495,000.00	495,000.00	495,000.00	495,000.00
		0.00	4,742.61	0.00	907,607.00	0.00	0.00				
Transfers	0.00	0.00	0.00	0.00	0.00	0.00	0.00	0.00	0.00	0.00	0.00
	5,148,787.87	871,140.17	18,654,547.30	6,706,270.13	2,101,784.36	1,040,840.60	1,036,090.60	498,015.60	498,015.60	498,015.60	498,015.60
Fund balance	$5,202,787.93	$4,577,349.53	$4,764,807.82	$4,685,596.10	$3,078,811.74	$2,527,971.14	$1,981,880.54	$1,973,864.94	$1,965,849.34	$1,957,833.74	$1,949,818.14

Rings/Frantz TIF(Fund 433)
Projections for Future Service Payments
(TIF runs through tax year 2030)

Description	2004	2005	2006	2007	2008	2009	2010	2011	2012	2013	2014	2015	2016	2017	2018	2019	2020	2021	2022	2023	2024	2025	2026	2027	2028	2029	2030
Beginning balance	$692,553.65	$985,296.67	$1,400,137.42	$1,848,819.94	$2,299,571.00	$2,737,917.71	$3,166,632.78	$3,661,542.24	$4,207,237.85	$4,758,304.26	$4,835,190.22	$5,064,435.64	$5,305,657.41	$5,294,855.39	$4,859,898.66	$1,005,438.55	$414,938.55	$424,438.55	$83,938.55	$93,438.55	$102,938.55	$112,438.55	$121,938.55	$131,438.55	$140,938.55	$461,800.55	$871,300.55
Revenues:																											
Service payments	401,928.36	419,194.40	451,798.40	455,301.53	441,405.68	433,547.32	499,853.16	551,957.44	557,369.47	213,212.99	417,284.57	385,143.11	418,680.74	418,933.50	415,000.00	415,000.00	415,000.00	415,000.00	415,000.00	415,000.00	415,000.00	415,000.00	415,000.00	415,000.00	415,000.00	415,000.00	415,000.00
Proceeds from Bonds														0.00	0.00		0.00										
MORPC Funds														0.00			7,000,000.00										
Columbus Funds														0.00			2,800,000.00										
Developer Contribution														0.00			492,800.00										
Advances(1)	0.00	0.00	0.00	0.00	0.00	0.00	0.00	0.00	0.00					0.00		0.00											
Total revenues	401,928.36	419,194.40	451,798.40	455,301.53	441,405.68	433,547.32	499,853.16	551,957.44	557,369.47	213,212.99	417,284.57	385,143.11	418,680.74	418,933.50	415,000.00	415,000.00	10,707,800.00	415,000.00	415,000.00	415,000.00	415,000.00	415,000.00	415,000.00	415,000.00	415,000.00	415,000.00	415,000.00
Expenditures:																											
County auditor fees	1,578.00	4,353.65	3,115.88	4,550.47	3,058.97	4,832.25	4,943.70	6,261.83	6,303.06	4,802.02	5,452.95	4,743.13	4,742.01	4,741.59	5,500.00	5,500.00	5,500.00	5,500.00	5,500.00	5,500.00	5,500.00	5,500.00	5,500.00	5,500.00	5,500.00	5,500.00	5,500.00
Land acquisition	0.00	0.00	0.00	0.00	0.00	0.00	0.00	0.00	0.00	0.00			0.00			0.00	0.00	0.00	0.00	0.00	0.00	0.00	0.00	0.00	0.00	0.00	0.00
Design	0.00	0.00	0.00	0.00	0.00	0.00	0.00	0.00	0.00	131,525.01	182,586.20	139,178.21	174540.75	374,225.67	153,235.56	0.00	0.00	0.00	0.00	0.00	0.00	0.00	0.00	0.00	0.00	0.00	0.00
Construction	107,607.34	0.00	0.00	0.00	0.00	0.00	0.00	0.00	0.00	0.00	0.00	0.00	200.00	474,922.97	4,110,724.55	1,000,000.00	10,292,800.00	350,000.00	0.00	0.00	0.00	0.00	0.00	0.00	0.00	0.00	0.00
Water Construction													0.00														
Transfers for Debt															0.00	0.00	0.00	0.00	0.00	0.00	0.00	0.00	0.00	0.00	0.00	0.00	0.00
Repayment of advances	0.00	0.00	0.00	0.00	0.00	0.00	0.00	0.00	0.00	0.00	0.00	0.00	250,000.00	0.00	0.00	0.00	400,000.00	400,000.00	400,000.00	400,000.00	400,000.00	400,000.00	400,000.00	400,000.00	88,638.00	0.00	0.00
Total expenditures	109,185.34	4,353.65	3,115.88	4,550.47	3,058.97	4,832.25	4,943.70	6,261.83	6,303.06	136,327.03	188,039.15	143,921.34	429,482.76	853,890.23	4,269,460.11	1,005,500.00	10,698,300.00	755,500.00	405,500.00	405,500.00	405,500.00	405,500.00	405,500.00	405,500.00	94,138.00	5,500.00	5,500.00
Ending balance	$985,296.67	$1,400,137.42	$1,848,819.94	$2,299,571.00	$2,737,917.71	$3,166,632.78	$3,661,542.24	$4,207,237.85	$4,758,304.26	$4,835,190.22	$5,064,435.64	$5,305,657.41	$5,294,855.39	$4,859,898.66	$1,005,438.55	$414,938.55	$424,438.55	$83,938.55	$93,438.55	$102,938.55	$112,438.55	$121,938.55	$131,438.55	$140,938.55	$461,800.55	$871,300.55	$1,280,800.55

Historic Dublin Parking TIF Fund(Fund 436)

Revenue and Expenditure Activity

(TIF runs through Tax Year 2031)

	2001	2002	2003	2004	2005	2006	2007	2008	2009	2010	2011	2012	2013	2014	2015	2016	2017	2018	2019	2020	2021	2022	2023	2024	2025	2026	2027	2028	2029	2030	2031	2032
Revenues																																
Service payments	$0.00	$0.00	$2,466.10	$2,467.28	$2,483.98	$6,603.80	$6,767.76	$6,815.06	$39,998.00	$46,781.82	$48,758.00	$76,301.94	$66,876.68	$59,212.05	$77,856.24	$68,601.42	$68,660.58	$65,000.00	$65,000.00	$65,000.00	$65,000.00	$65,000.00	$65,000.00	$65,000.00	$65,000.00	$65,000.00	$65,000.00	$65,000.00	$65,000.00	$65,000.00	$65,000.00	$65,000.00
Proceeds from sale of bonds	0.00	0.00	0.00	0.00	0.00	0.00	0.00	0.00	0.00	0.00	0.00	0.00	0.00	0.00	0.00	0.00	0.00	0.00	0.00	0.00	0.00	0.00	0.00	0.00	0.00	0.00	0.00	0.00	0.00	0.00	0.00	0.00
Interest income	0.00	0.00	0.00	0.00	0.00	0.00	0.00	0.00	0.00	0.00	0.00	0.00	0.00	0.00	0.00	0.00	0.00	0.00	0.00	0.00	0.00	0.00	0.00	0.00	0.00	0.00	0.00	0.00	0.00	0.00	0.00	0.00
Transfers	0.00	207,415.73	0.00	0.00	0.00	0.00	0.00	0.00	0.00	0.00	0.00	0.00	0.00	0.00	0.00	0.00	0.00	0.00	0.00	0.00	0.00	0.00	0.00	0.00	0.00	0.00	0.00	0.00	0.00	0.00	0.00	0.00
Advances(net)	200,000.00	310,000.00	0.00	0.00	0.00	0.00	0.00	0.00	0.00	0.00	68,500.00	20,000.00	0.00	0.00	0.00	0.00	0.00	0.00	0.00	0.00	0.00	0.00	0.00	0.00	0.00	0.00	0.00	0.00	0.00	0.00	0.00	0.00
	200,000.00	517,415.73	2,466.10	2,467.28	2,483.98	6,603.80	6,767.76	6,815.06	39,998.00	46,781.82	117,258.00	96,301.94	66,876.68	59,212.05	77,856.24	68,601.42	68,660.58	65,000.00	65,000.00	65,000.00	65,000.00	65,000.00	65,000.00	65,000.00	65,000.00	65,000.00	65,000.00	65,000.00	65,000.00	65,000.00	65,000.00	65,000.00
Expenditures																																
County auditor deductions	0.00	0.00	25.06	9.85	26.05	45.59	67.64	47.44	396.94	462.68	553.15	863.63	758.11	668.12	1,904.83	776.98	777.12	800.00	800.00	800.00	800.00	800.00	800.00	800.00	800.00	800.00	800.00	800.00	800.00	800.00	800.00	800.00
Other professional services	0.00	33,400.00	0.00	0.00	0.00	0.00	2,740.00	2,858.00	2,557.50	0.00	0.00	0.00	0.00	0.00	0.00	0.00	0.00	0.00	0.00	0.00	0.00	0.00	0.00	0.00	0.00	0.00	0.00	0.00	0.00	0.00	0.00	0.00
Street maintenance projects	0.00	207,415.73	0.00	0.00	0.00	0.00	0.00	43,785.00	79,002.71	0.00	0.00	0.00	0.00	0.00	0.00	0.00	0.00	0.00	0.00	0.00	0.00	0.00	0.00	0.00	0.00	0.00	0.00	0.00	0.00	0.00	0.00	0.00
New street construction	0.00	0.00	336,896.00	23,042.50	0.00	0.00	0.00	0.00	0.00	0.00	40,524.68	111,816.55	0.00	0.00	0.00	0.00	0.00	0.00	0.00	0.00	0.00	0.00	0.00	0.00	0.00	0.00	0.00	0.00	0.00	0.00	0.00	0.00
Repayment of advances	0.00	0.00	0.00	0.00	0.00	0.00	0.00	0.00	0.00	75,000.00	0.00	40,000.00	50,000.00	70,000.00	70,000.00	0.00	140,000.00	70,000.00	70,000.00	13,500.00	0.00	0.00	0.00	0.00	0.00	0.00	0.00	0.00	0.00	0.00	0.00	0.00
Transfers	0.00	0.00	0.00	0.00	0.00	4,070.49	0.00	463.34	0.00	0.00	0.00	0.00	0.00	0.00	0.00	0.00	0.00	0.00	0.00	0.00	0.00	0.00	0.00	0.00	0.00	0.00	0.00	0.00	0.00	0.00	0.00	0.00
	0.00	240,815.73	336,921.06	23,052.35	26.05	4,116.08	2,807.64	47,153.78	81,957.15	75,462.68	41,077.83	152,680.18	50,758.11	70,668.12	71,904.83	776.98	140,777.12	70,800.00	70,800.00	14,300.00	800.00	800.00	800.00	800.00	800.00	800.00	800.00	800.00	800.00	800.00	800.00	800.00
Fund balance	$200,000.00	$476,600.00	$142,145.04	$121,559.97	$124,017.90	$126,505.62	$130,465.74	$90,127.02	$48,167.87	$19,487.01	$95,667.18	$39,288.94	$55,407.51	$43,951.44	$49,902.85	$117,727.29	$45,610.75	$39,810.75	$34,010.75	$84,710.75	$148,910.75	$213,110.75	$277,310.75	$341,510.75	$405,710.75	$469,910.75	$534,110.75	$598,310.75	$662,510.75	$726,710.75	$790,910.75	$855,110.75

Emerald Phase 5 TIF Fund(Fund 440)
Funding Projections
(Funding from various TIFs)

Description	2003	2004	2005	2006	2007	2008	2009	2010	2011	2012	2013	2014	2015	2016	2017	2018	2019	2020	2021	2022	2023	2024
Beginning balance	0	$258,500.00	$590,670.30	$447,476.09	$878,178.09	$296,965.29	$22,106.94	$22,106.94	$22,106.94	$22,106.94	$22,106.94	$22,106.94	$22,106.94	$22,106.94	$22,106.94	$22,106.94	$22,106.94	$22,106.94	$22,106.94	$22,106.94	$22,106.94	$22,106.94
Revenues:																						
Developer Contributions	0	0	845,995.70	543,587.83	42,346.47	0.00	0.00	0.00	0.00	0.00	0.00	0.00	0.00	0.00	0.00	0.00	0.00	0.00	0.00	0.00	0.00	0.00
Transfers	0	217,000.00	138,500.00	850,700.00	160,000.00	0.00	0.00	0.00	385,672.32	0.00	0.00	0.00	0.00	0.00	0.00	0.00	0.00	0.00	0.00	0.00	0.00	0.00
Advances(net)	258,500.00	1,033,000.00	10,840.00	18,000.00	0.00	0.00	0.00	0.00	0.00	0.00	0.00	0.00	0.00	0.00	0.00	0.00	0.00	0.00	0.00	0.00	0.00	0.00
Total revenues	258,500.00	1,250,000.00	995,335.70	1,412,287.83	202,346.47	0.00	0.00	0.00	385,672.32	0.00	0.00	0.00	0.00	0.00	0.00	0.00	0.00	0.00	0.00	0.00	0.00	0.00
Expenditures:																						
County auditor fees	0.00	0.00	0.00	0.00	0.00	0.00	0.00	0.00	0.00	0.00	0.00	0.00	0.00	0.00	0.00	0.00	0.00	0.00	0.00	0.00	0.00	0.00
Land acquisition	0.00	0.00	10,356.00	0.00	0.00	0.00	0.00	0.00	0.00	0.00	0.00	0.00	0.00	0.00	0.00	0.00	0.00	0.00	0.00	0.00	0.00	0.00
Professional services	0.00	246,713.00	0.00	28,030.00	4,734.75	0.00	0.00	0.00	276,772.32	0.00	0.00	0.00	0.00	0.00	0.00	0.00	0.00	0.00	0.00	0.00	0.00	0.00
Construction	0.00	671,116.70	1,128,173.91	953,555.83	778,824.52	49,858.35	0.00	0.00	108,900.00	0.00	0.00	0.00	0.00	0.00	0.00	0.00	0.00	0.00	0.00	0.00	0.00	0.00
Transfer(1)	0.00	0.00	0.00	0.00	0.00	0.00	0.00	0.00	0.00	0.00	0.00	0.00	0.00	0.00	0.00	0.00	0.00	0.00	0.00	0.00	0.00	0.00
Repayment of advances	0	0	0.00	0.00	0.00	225,000.00	0.00	0.00	0.00	0.00	0.00	0.00	0.00	0.00	0.00	0.00	0.00	0.00	0.00	0.00	0.00	0.00
Total expenditures	0.00	917,829.70	1,138,529.91	981,585.83	783,559.27	274,858.35	0.00	0.00	385,672.32	0.00	0.00	0.00	0.00	0.00	0.00	0.00	0.00	0.00	0.00	0.00	0.00	0.00
Ending balance	$258,500.00	$590,670.30	$447,476.09	$878,178.09	$296,965.29	$22,106.94	$22,106.94	$22,106.94	$22,106.94	$22,106.94	$22,106.94	$22,106.94	$22,106.94	$22,106.94	$22,106.94	$22,106.94	$22,106.94	$22,106.94	$22,106.94	$22,106.94	$22,106.94	$22,106.94

Emerald Phase 8 TIF Fund(Fund 441)
Funding Projections
(Funding from various TIFs)

Description	2005	2006	2007	2008	2009	2010	2011	2012	2013	2014	2015	2016
Beginning balance	$16,847.59	$497.59	$497.59	$600,497.59	$600,997.59	$188,722.06	$305,200.99	$22,639.16	$164,963.46	$8,187,743.21	$3,511,185.67	$2,572,842.89
Revenues:												
State grants(629)	0.00	0.00	0.00	0.00	0.00	0.00	0.00	0.00	0.00	900,000.00	0.00	0.00
Debt proceeds	0.00	0.00	0.00	0.00	0.00	0.00	0.00	0.00	5,420,000.00	1,580,000.00	0.00	0.00
Miscellaneous	0.00	0.00				0.00	0.00	0.00	0.00	1,205.29	53.98	
Refunds / Reimbursement	0.00	0.00	0.00	0.00	0.00	0.00	166.79	0.00	34.17	4,548.66	645,632.54	0.00
Transfers	9,500.00	0.00	600,000.00	200,000.00	0.00	1,500,000.00	0.00	1,570,000.00	380,000.00	0.00	0.00	0.00
Advances(net)	0.00	0.00	0.00	0.00	0.00	0.00	0.00	0.00	2,500,000.00	0.00	0.00	0.00
Total revenues	9,500.00	0.00	600,000.00	200,000.00	0.00	1,500,000.00	166.79	1,570,000.00	8,300,034.17	2,485,753.95	645,686.52	0.00
Expenditures:												
County auditor fees	0.00	0.00	0.00	0.00	0.00	0.00	0.00	0.00	0.00	0.00	0.00	0.00
Land acquisition	0.00	0.00	0.00	0.00	0.00	1,158,746.07	286,828.62	1,405,646.70	20,535.00	9,906.30		348,726.00
Professional services	1,350.00	0.00	0.00	199,500.00	412,275.53	220,675.00	0.00	2,500.00	114,180.67	42,712.33	16,750.00	1,908.06
Construction	0.00	0.00	0.00	0.00	0.00	4,100.00	(4,100.00)	19,529.00	142,538.75	7,109,692.86	1,567,279.30	0.00
Transfer(1)	0.00	0.00	0.00	0.00	0.00	0.00	0.00	0.00	0.00	0.00	0.00	0.00
Debt Service									0.00	0	0	384,387.50
Repayment of advances	24,500.00	0.00	0.00	0.00	0.00	0.00	0.00	0.00	0.00	0.00	0.00	0.00
Total expenditures	25,850.00	0.00	0.00	199,500.00	412,275.53	1,383,521.07	282,728.62	1,427,675.70	277,254.42	7,162,311.49	1,584,029.30	735,021.56
Ending balance	$497.59	$497.59	$600,497.59	$600,997.59	$188,722.06	$305,200.99	$22,639.16	$164,963.46	$8,187,743.21	$3,511,185.67	$2,572,842.89	$1,837,821.33

Description	2017	2018	2019	2020	2021	2022	2023	2024	2025	2026	2027	2028
Beginning balance	$1,837,821.33	$1,809,391.17	$1,772,187.06	$1,481,762.06	$1,330,487.06	$1,178,663.06	$1,016,588.06	$874,563.06	$742,888.06	$606,863.06	$468,613.06	$328,663.06
Revenues:												
State grants(629)	0.00	0.00	0.00	0.00	0.00	0.00	0.00	0.00	0.00	0.00	0.00	0.00
Debt proceeds	0.00	0.00	0.00	0.00	0.00	0.00	0.00	0.00	0.00	0.00	0.00	0.00
Miscellaneous												
Refunds / Reimbursement	0.00	0.00	0.00	0.00	0.00	0.00	0.00	0.00	0.00	0.00	0.00	0.00
Transfers	0.00	482,375.00										
Advances(net)	0.00	0.00	0.00	0.00	0.00	0.00	0.00	0.00	0.00	0.00	0.00	0.00
Total revenues	0.00	482,375.00	0.00	0.00	0.00	0.00	0.00	0.00	0.00	0.00	0.00	0.00
Expenditures:												
County auditor fees	0.00	0.00	0.00	0.00	0.00	0.00	0.00	0.00	0.00	0.00	0.00	0.00
Land acquisition	0.00	0.00	0.00	0.00	0.00	0.00	0.00	0.00	0.00	0.00	0.00	0.00
Professional services	17,130.66	11,729.11	0.00	0.00	0.00	0.00	0.00	0.00	0.00	0.00	0.00	0.00
Construction	11,299.50	25,475.00	140,000.00	0.00	0.00	0.00	0.00	0.00	0.00	0.00	0.00	0.00
Transfer(1)	0.00	0.00	0.00	0.00	0.00	0.00	0.00	0.00	0.00	0.00	0.00	0.00
Debt Service	0	482,375	150,425	151,275	151,824	162,075	142,025	131,675	136,025	138,250	139,950	136,125
Repayment of advances	0.00							0.00	0.00	0.00	0.00	0.00
Total expenditures	28,430.16	519,579.11	290,425.00	151,275.00	151,824.00	162,075.00	142,025.00	131,675.00	136,025.00	138,250.00	139,950.00	136,125.00
Ending balance	$1,809,391.17	$1,772,187.06	$1,481,762.06	$1,330,487.06	$1,178,663.06	$1,016,588.06	$874,563.06	$742,888.06	$606,863.06	$468,613.06	$328,663.06	$192,538.06

Description	2029	2030	2031	2032	2033
Beginning balance	$192,538.06	$56,413.06	$6,413.06	$6,413.06	$6,413.06
Revenues:					
State grants(629)	0.00	0.00	0.00	0.00	0
Debt proceeds	0.00	0.00	0.00	0.00	0.00
Miscellaneous					
Refunds / Reimbursement	0.00	0.00	0.00	0.00	0.00
Transfers					
Advances(net)	0.00	0.00	0.00	0.00	0.00
Total revenues	0.00	0.00	0.00	0.00	0.00
Expenditures:					
County auditor fees	0.00	0.00	0.00	0.00	0.00
Land acquisition	0.00	0.00	0.00	0.00	0.00
Professional services	0.00	0.00	0.00	0.00	0.00
Construction	0.00	0.00	0.00	0.00	0.00
Transfer(1)	0.00	0.00	0.00	0.00	0.00
Debt Service	136,125	50,000	0	0	0.00
Repayment of advances	0.00	0.00	0.00	0.00	0.00
Total expenditures	136,125.00	50,000.00	0.00	0.00	0.00
Ending balance	$56,413.06	$6,413.06	$6,413.06	$6,413.06	$6,413.06

Perimeter Loop TIF(Fund 442)
Projections for Future Service Payments
(TIF runs through tax year 2032)

Description	2004	2005	2006	2007	2008	2009	2010	2011	2012	2013	2014	2015	2016	2017	2018	2019	2020	2021	2022	2023	2024	2025	2026	2027	2028	2029	2030	2031	2032	2033	Total
Beginning balance	0	$22,212.23	$283,186.66	$5,158.25	$3,864.32	$184.41	$249.46	$1,262.23	$6,175.75	$6,345.88	$7,093.70	$8,097.66	$8,729.88	$44,818.63	$10,713.97	$7,303.05	$8,892.13	$10,481.21	$12,070.29	$13,659.37	$15,248.45	$16,837.53	$18,426.61	$20,015.69	$21,604.77	$23,193.85	$24,782.93	$26,372.01	$27,961.09	$29,550.17	
Revenues:																															
Service payments	21,985.84	30,278.30	32,506.08	34,046.34	34,358.38	37,436.20	38,392.48	42,394.48	35,572.41	36,157.70	36,414.60	36,040.52	36,526.69	36,306.26	32,000.00	32,000.00	32,000.00	32,000.00	32,000.00	32,000.00	32,000.00	32,000.00	32,000.00	32,000.00	32,000.00	32,000.00	32,000.00	32,000.00	32,000.00	32,000.00	1,000,416.28
Interest Income	313.39	19,066.87	5,020.62	0.00	0.00	0.00	0.00	0.00	0.00	0.00	0.00	0.00	0.00	0.00	0.00	0.00	0.00	0.00	0.00	0.00	0.00	0.00	0.00	0.00	0.00	0.00	0.00	0.00	0.00	0.00	24,400.88
Transfer	0.00	0.00	0.00	0.00	0.00	0.00	600,000.00	0.00	0.00	0.00	0.00	0.00	0.00	0.00	0.00	0.00	0.00	0.00	0.00	0.00	0.00	0.00	0.00	0.00	0.00	0.00	0.00	0.00	0.00	0.00	600,000.00
Advances(1)	0.00	1,673,000.00	0.00	0.00	0.00	0.00	0.00	0.00	0.00	0.00	0.00	0.00	0.00	0.00	0.00	0.00	0.00	0.00	0.00	0.00	0.00	0.00	0.00	0.00	0.00	0.00	0.00	0.00	0.00	0.00	1,673,000.00
Total revenues	22,299.23	1,722,345.17	37,526.70	34,046.34	34,358.38	37,436.20	638,392.48	42,394.48	35,572.41	36,157.70	36,414.60	36,040.52	36,526.69	36,306.26	32,000.00	32,000.00	32,000.00	32,000.00	32,000.00	32,000.00	32,000.00	32,000.00	32,000.00	32,000.00	32,000.00	32,000.00	32,000.00	32,000.00	32,000.00	32,000.00	3,297,817.16
Expenditures:																															
County auditor fees	87.00	314.46	224.14	340.27	238.29	371.15	379.71	480.96	402.28	409.88	410.64	408.30	437.94	410.92	410.92	410.92	410.92	410.92	410.92	410.92	410.92	410.92	410.92	410.92	410.92	410.92	410.92	410.92	410.92	410.92	11,490.66
Land acquisition	0.00	0.00	0.00	0.00	0.00	0.00	0.00	0.00	0.00	0.00	0.00	0.00	0.00	0.00	0.00	0.00	0.00	0.00	0.00	0.00	0.00	0.00	0.00	0.00	0.00	0.00	0.00	0.00	0.00	0.00	0.00
Professional services	0.00	136,321.16	2,391.84	0.00	0.00	0.00	0.00	0.00	0.00	0.00	0.00	0.00	0.00	0.00	0.00	0.00	0.00	0.00	0.00	0.00	0.00	0.00	0.00	0.00	0.00	0.00	0.00	0.00	0.00	0.00	138,713.00
Construction	0.00	1,324,735.12	166,478.13	0.00	0.00	0.00	0.00	0.00	0.00	0.00	0.00	0.00	0.00	0.00	0.00	0.00	0.00	0.00	0.00	0.00	0.00	0.00	0.00	0.00	0.00	0.00	0.00	0.00	0.00	0.00	1,491,213.25
Transfer(2)	0.00	0.00	6,461.00	0.00	0.00	0.00	0.00	0.00	0.00	0.00	0.00	0.00	0.00	0.00	0.00	0.00	0.00	0.00	0.00	0.00	0.00	0.00	0.00	0.00	0.00	0.00	0.00	0.00	0.00	0.00	6,461.00
Repayment of advances	0.00	0.00	140,000.00	35,000.00	37,800.00	37,000.00	637,000.00	37,000.00	35,000.00	35,000.00	35,000.00	35,000.00	0.00	70,000.00	35,000.00	30,000.00	30,000.00	30,000.00	30,000.00	30,000.00	30,000.00	30,000.00	30,000.00	30,000.00	30,000.00	30,000.00	30,000.00	30,000.00	30,000.00	61,140.00	1,649,940.00
Total expenditures	87.00	1,461,370.74	315,555.11	35,340.27	38,038.29	37,371.15	637,379.71	37,480.96	35,402.28	35,409.88	35,410.64	35,408.30	437.94	70,410.92	35,410.92	30,410.92	30,410.92	30,410.92	30,410.92	30,410.92	30,410.92	30,410.92	30,410.92	30,410.92	30,410.92	30,410.92	30,410.92	30,410.92	30,410.92	61,550.92	3,297,817.91
Ending balance	$22,212.23	$283,186.66	$5,158.25	$3,864.32	$184.41	$249.46	$1,262.23	$6,175.75	$6,345.88	$7,093.70	$8,097.66	$8,729.88	$44,818.63	$10,713.97	$7,303.05	$8,892.13	$10,481.21	$12,070.29	$13,659.37	$15,248.45	$16,837.53	$18,426.61	$20,015.69	$21,604.77	$23,193.85	$24,782.93	$26,372.01	$27,961.09	$29,550.17	($0.75)	
Advances to be repaid																															
Capital Improvements Tax Fund Repayments	0.00	0.00	140,000.00	35,000.00	37,800.00	37,000.00	637,000.00	37,000.00	35,000.00	35,000.00	35,000.00	35,000.00	0.00	70,000.00	35,000.00	30,000.00	30,000.00	30,000.00	30,000.00	30,000.00	30,000.00	30,000.00	30,000.00	30,000.00	30,000.00	30,000.00	30,000.00	30,000.00	30,000.00	61,140.00	
Balance	$0.00	$1,673,000.00	$1,533,000.00	$1,498,000.00	$1,460,200.00	$1,423,200.00	$786,200.00	$749,200.00	$714,200.00	$679,200.00	$644,200.00	$609,200.00	$609,200.00	$539,200.00	$504,200.00	$474,200.00	$444,200.00	$414,200.00	$384,200.00	$354,200.00	$324,200.00	$294,200.00	$264,200.00	$234,200.00	$204,200.00	$174,200.00	$144,200.00	$114,200.00	$84,200.00	$23,060.00	

Notes:
This TIF is being used to repay the outstanding advance from the Capital Fund that was utilized to fund the construction of Hospital Drive.
Over the life of the TIF, sufficient service payments, based on current levels, will be sufficient to repay the o/s advance.
The Perimeter West TIF can fund these improvements Based on its current assumptions, sufficient funding will be available to provide funding assistance for the Perimeter Loop TIF and retire the debt associated with the Industrial/SR 161 roadway project(COIC improvements).
The Dublin Methodist Hospital TIF Fund can also be used to reimburse the Capital Fund for the advance that was made for the construction of Hospital Drive; however, we will "reserve" those dollars for the Avery/Shier Rings improvements.

8/18/2018

Tartan West TIF (443)
Revenue and Expenditure Activity
(TIF runs through tax year 2033)

	2004	2005	2006	2007	2008	2009	2010	2011	2012	2013	2014	2015	2016	2017	2018	2019	2020	2021	2022	2023	2024	2025	2026	2027	2028	2029
Revenues																										
Service Payments	$0.00	$0.00	$0.00	$50,634.67	$126,160.44	$332,369.92	$583,975.79	$614,172.96	$552,429.65	$733,018.93	$675,191.76	$705,229.67	$910,075.63	$1,420,958.62	$965,000.00	$965,000.00	$965,000.00	$965,000.00	$965,000.00	$965,000.00	$965,000.00	$965,000.00	$965,000.00	$965,000.00	$965,000.00	$965,000.00
Intergovernmental Revenues	0.00	0.00	0.00	0.00	0.00	0.00	0.00	0.00	0.00	0.00	0.00	0.00	0.00	0.00	0.00	0.00	0.00	0.00	0.00	0.00	0.00	0.00	0.00	0.00	0.00	0.00
Proceeds from Sale of Bonds	0.00	0.00	0.00	0.00	0.00	0.00	0.00	0.00	0.00	0.00	0.00	0.00	0.00	0.00	0.00	0.00	0.00	0.00	0.00	0.00	0.00	0.00	0.00	0.00	0.00	0.00
Developer Contributions	0.00	0.00	0.00	0.00	96,740.00	0.00	0.00	0.00	70,875.00	59,062.50	59,062.50	0.00	0.00	0.00	0.00	0.00	0.00	0.00	0.00	0.00	0.00	0.00	0.00	0.00	0.00	0.00
Interest income	0.00	0.00	0.00	0.00	0.00	0.00	0.00	0.00	0.00	0.00	0.00	0.00	0.00	0.00	0.00	0.00	0.00	0.00	0.00	0.00	0.00	0.00	0.00	0.00	0.00	0.00
Refunds and Reimbursements	0.00	0.00	80,551.00	0.00	0.00	0.00	0.00	0.00	0.00	0.00	0.00	0.00	0.00	0.00	0.00	0.00	0.00	0.00	0.00	0.00	0.00	0.00	0.00	0.00	0.00	0.00
Advances(net)	6,072,650.00	2,416,200.00	1,473,600.00	250,000.00	200,000.00	0.00	0.00	2,500,000.00	900,000.00	0.00	0.00	0.00	0.00	0.00	0.00	0.00	0.00	0.00	0.00	0.00	0.00	0.00	0.00	0.00	0.00	0.00
	6,072,650.00	2,416,200.00	1,554,151.00	300,634.67	422,900.44	332,369.92	583,975.79	3,114,172.96	1,523,304.65	792,081.43	734,254.26	705,229.67	910,075.63	1,420,958.62	965,000.00	965,000.00	965,000.00	965,000.00	965,000.00	965,000.00	965,000.00	965,000.00	965,000.00	965,000.00	965,000.00	965,000.00
Expenditures																										
County auditor deductions	0.00	0.00	0.00	0.00	0.00	0.00	0.00	0.00	0.00	3,514.06	9,152.15	8,127.85	13,853.74	14,579.71	14,579.71	14,579.71	14,579.71	14,579.71	14,579.71	14,579.71	14,579.71	14,579.71	14,579.71	14,579.71	14,579.71	14,579.71
Other professional services	0.00	6,845.15	2,152.00	0.00	68,051.25	83,168.75	111,763.75	73,303.88	590.00	0.00	0.00	35,140.00	158,815.57	110,721.60	40,223.51	0.00	0.00	0.00	0.00	0.00	0.00	0.00	0.00	0.00	0.00	0.00
Land Acquisition												0.00	0.00	0.00												
Park and bikeway improvemen	51,759.45	751,555.81	206,682.58	254,179.50	0.00	0.00	0.00	0.00	0.00	0.00		0.00	0.00	0.00	0.00	0.00	0.00	0.00	0.00	0.00	0.00	0.00	0.00	0.00	0.00	0.00
Street maintenance projects	1,795,600.04	1,278,537.38	358,136.47	8,402.02	15,421.98	0.00	2,450.00	151,895.00	47,363.00	3,157,221.12	57,647.61	38,742.25	6,670.00	1,459,706.97	104,047.55	0.00		0.00	0.00	0.00	0.00	0.00	0.00	0.00	0.00	0.00
Sanitary sewer improvements	1,316,682.11	94,811.56	70,047.89	3,723.43	0.00	0.00	0.00	0.00	0.00	0.00	0.00	0.00	0.00	0.00	0.00	0.00	0.00	0.00	0.00	0.00	0.00	0.00	0.00	0.00	0.00	0.00
Water system improvements	207,655.87	1,300,845.36	1,589,026.02	173,391.14	0.00	0.00	0.00	0.00	0.00	0.00	0.00	0.00	0.00	0.00	0.00	0.00	0.00	0.00	0.00	0.00	0.00	0.00	0.00	0.00	0.00	0.00
Repayment of advances	0.00	0.00	0.00	0.00	0.00	0.00	0.00	0.00																		
Water Fund									0.00	850,000.00	850,000.00	0.00	0.00	0.00	500,000.00	500,000.00	400,000.00	64,750.00	0.00	0.00	0.00	0.00	0.00	0.00	0.00	0.00
Sewer Fund									1,485,700.00	0.00	0.00	0.00	0.00	0.00	0.00	0.00	0.00	0.00	0.00	0.00	0.00	0.00	0.00	0.00	0.00	0.00
General Fund									0.00	0.00	0.00	0.00	0.00	0.00	0.00	0.00	0.00	0.00	0.00	0.00	0.00	0.00	500,000.00	500,000.00	0.00	0.00
Capital Improvement Fund									0.00	0.00	0.00	0.00	0.00	0.00	650,000.00	1,200,000.00	1,100,000.00	1,000,000.00	1,000,000.00	1,000,000.00	1,000,000.00	1,000,000.00	93,875.00	0.00	0.00	0.00
Transfers(1)	0.00	0.00	500,000.00	0.00	0.00	0.00	0.00	0.00	0.00	0.00	0.00	118,125.00	0.00	0.00	0.00	0.00	0.00	0.00	0.00	0.00	0.00	0.00	0.00	0.00	0.00	0.00
	3,371,697.47	3,432,595.26	2,726,044.96	439,696.09	83,473.23	83,168.75	114,213.75	225,198.88	1,533,653.00	4,010,735.18	916,799.76	200,135.10	179,339.31	1,585,008.28	1,308,850.77	1,714,579.71	1,514,579.71	1,079,329.71	1,014,579.71	1,014,579.71	1,014,579.71	1,014,579.71	608,454.71	514,579.71	14,579.71	14,579.71
Fund balance	$2,700,952.53	$1,684,557.27	$512,663.31	$373,601.89	$713,029.10	$962,230.27	$1,431,992.31	$4,320,966.39	$4,310,618.04	$1,091,964.29	$909,418.79	$1,414,513.36	$2,145,249.68	$1,981,200.02	$1,637,349.25	$887,769.54	$338,189.83	$223,860.12	$174,280.41	$124,700.70	$75,120.99	$25,541.28	$382,086.57	$832,506.86	$1,782,927.15	$2,733,347.44

Shamrock Boulevard TIF Fund(Fund 444)
Projections for Future Service Payments
(TIF runs through tax year 2033)

Description	2007	2008	2009	2010	2011	2012	2013	2014	2015	2016	2017	2018	2019	2020
Beginning balance	$318,370.10	$537,745.27	$293,726.36	$8,716.24	$13,674.88	$30.13	$11,231.52	$17,085.69	$40,499.43	$63,471.16	$111,444.83	$108,157.05	$107,622.29	$107,087.53
Revenues:														
Service payments	54,918.92	90,212.36	103,366.68	106,007.08	(44,245.50)	11,329.46	12,392.76	23,680.78	48,521.44	48,523.24	47,246.98	50,000.00	50,000.00	50,000.00
State grant(629)	500,000.00	0.00	0.00	0.00	0.00	0.00	0.00	0.00	0.00	0.00	0.00	0.00	0.00	0.00
Advances(1)	1,500,000.00	0.00	0.00	0.00	31,000.00	0.00	0.00	0.00	0.00	0.00	0.00	0.00	0.00	0.00
Total revenues	2,054,918.92	90,212.36	103,366.68	106,007.08	(13,245.50)	11,329.46	12,392.76	23,680.78	48,521.44	48,523.24	47,246.98	50,000.00	50,000.00	50,000.00
Expenditures:														
County auditor fees	548.84	625.91	1,024.80	1,048.44	399.25	128.07	140.49	267.04	549.71	549.57	534.76	534.76	534.76	534.76
Land acquisition	0.00	0.00	0.00	0.00	0.00	0.00	0.00	0.00	0.00	0.00	0.00	0.00	0.00	0.00
Professional services	26,818.59	3,537.00	0.00	0.00	0.00	0.00	0.00	0.00	0.00	0.00	0.00	0.00	0.00	0.00
Construction	1,808,176.32	326,140.11	57,352.00	0.00	0.00	0.00	6,398.10	0.00	0.00	0.00	0.00	0.00	0.00	0.00
Transfer(2)	0.00	3,928.25	0.00	0.00	0.00	0.00	0.00	0.00	0.00	0.00	0.00	0.00	0.00	0.00
Repayment of advances	0.00	0.00	330,000.00	100,000.00	0.00	0.00	0.00	0.00	25,000.00	0.00	50,000.00	50,000.00	50,000.00	50,000.00
Total expenditures	1,835,543.75	334,231.27	388,376.80	101,048.44	399.25	128.07	6,538.59	267.04	25,549.71	549.57	50,534.76	50,534.76	50,534.76	50,534.76
Ending balance	$537,745.27	$293,726.36	$8,716.24	$13,674.88	$30.13	$11,231.52	$17,085.69	$40,499.43	$63,471.16	$111,444.83	$108,157.05	$107,622.29	$107,087.53	$106,552.77

Description	2021	2022	2023	2024	2025	2026	2027	2028	2029	2030	2031	2032	2033	2034
Beginning balance	$106,552.77	$106,018.01	$85,483.25	$59,948.49	$59,413.73	$58,878.97	$58,344.21	$57,809.45	$57,274.69	$56,739.93	$56,205.17	$55,670.41	$55,135.65	$54,600.89
Revenues:														
Service payments	50,000.00	50,000.00	50,000.00	50,000.00	50,000.00	50,000.00	50,000.00	50,000.00	50,000.00	50,000.00	50,000.00	50,000.00	50,000.00	12000
State grant(629)	0.00	0.00	0.00	0.00	0.00	0.00	0.00	0.00	0.00	0.00	0.00	0.00	0.00	0.00
Advances(1)	0.00	0.00	0.00	0.00	0.00	0.00	0.00	0.00	0.00	0.00	0.00	0.00	0.00	0.00
Total revenues	50,000.00	50,000.00	50,000.00	50,000.00	50,000.00	50,000.00	50,000.00	50,000.00	50,000.00	50,000.00	50,000.00	50,000.00	50,000.00	12,000.00
Expenditures:														
County auditor fees	534.76	534.76	534.76	534.76	534.76	534.76	534.76	534.76	534.76	534.76	534.76	534.76	534.76	534.76
Land acquisition	0.00	0.00	0.00	0.00	0.00	0.00	0.00	0.00	0.00	0.00	0.00	0.00	0.00	0.00
Professional services	0.00	0.00	0.00	0.00	0.00	0.00	0.00	0.00	0.00	0.00	0.00	0.00	0.00	0.00
Construction	0.00	20,000.00	25,000.00	0.00	0.00	0.00	0.00	0.00	0.00	0.00	0.00	0.00	0.00	0.00
Transfer(2)	0.00	0.00	0.00	0.00	0.00	0.00	0.00	0.00	0.00	0.00	0.00	0.00	0.00	66,000.00
Repayment of advances	50,000.00	50,000.00	50,000.00	50,000.00	50,000.00	50,000.00	50,000.00	50,000.00	50,000.00	50,000.00	50,000.00	50,000.00	50,000.00	
Total expenditures	50,534.76	70,534.76	75,534.76	50,534.76	50,534.76	50,534.76	50,534.76	50,534.76	50,534.76	50,534.76	50,534.76	50,534.76	50,534.76	66,534.76
Ending balance	$106,018.01	$85,483.25	$59,948.49	$59,413.73	$58,878.97	$58,344.21	$57,809.45	$57,274.69	$56,739.93	$56,205.17	$55,670.41	$55,135.65	$54,600.89	$66.13

River Ridge TIF(Fund 446)
Projections for Future Service Payments
(TIF runs through tax year 2036)

Description	2005	2006	2007	2008	2009	2010	2011	2012	2013	2014	2015	2016	2017	2018	2019	2020	2021	2022	2023	2024	2025	2026	2027	2028	2029	2030	2031	2032	2033	2034	2035	2036	2037
Beginning balance	$0.00	43,000.00	$5,161.68	$352,851.32	$230,125.27	$425,099.20	$451,528.56	$572,855.82	$2,639,056.24	$2,564,731.51	$1,681,464.61	$1,573,634.89	$1,332,507.41	$1,090,796.37	$992,354.17	$943,429.97	$894,851.77	$847,148.57	$798,622.37	$751,129.17	$702,969.97	$654,251.77	$568,153.57	$482,055.37	$395,957.17	$309,858.97	$223,760.77	$137,662.57	$51,564.37	$466.17	$14,367.97	$28,269.77	$42,171.57
Revenues:																																	
Service payments	0.00	0	0.00	0.00	58,049.34	33,878.76	124,715.85	66,954.43	(46,194.28)	19,859.67	30,844.10	97,062.86	97,029.16	90,000.00	90,000.00	90,000.00	90,000.00	90,000.00	90,000.00	90,000.00	90,000.00	90,000.00	90,000.00	90,000.00	90,000.00	90,000.00	90,000.00	90,000.00	90,000.00	90,000.00	90,000.00	90,000.00	90,000.00
Developer contribution	0.00	0	0.00	0.00	0.00	0.00	0.00	0.00	10,984.00	0.00	0.00	0.00	0.00	0.00	0.00	0.00	0.00	0.00	0.00	0.00	0.00	0.00	0.00	0.00	0.00	0.00	0.00	0.00	0.00	0.00	0.00	0.00	0.00
Other	0.00	0	0.00	0.00	0.00	0.00	0.00	0.00	0.00	0.82	0.00	0.00	0.00	0.00	0.00	0.00	0.00	0.00	0.00	0.00	0.00	0.00	0.00	0.00	0.00	0.00	0.00	0.00	0.00	0.00	0.00	0.00	0.00
Debt Proceeds	0.00	0	0.00	0.00	0.00	0.00	0.00	0.00	0.00	1,265,000.00	0.00	0.00	0.00	0.00	0.00	0.00	0.00	0.00	0.00	0.00	0.00	0.00	0.00	0.00	0.00	0.00	0.00	0.00	0.00	0.00	0.00	0.00	0.00
Transfer (bond proceeds)									0.00	735,000.00	0.00	0.00	0.00	0.00	0.00	0.00	0.00	0.00	0.00	0.00	0.00	0.00	0.00	0.00	0.00	0.00	0.00	0.00	0.00	0.00	0.00	0.00	0.00
Advances(1)	43,000.00	0	350,000.00	0.00	200,000.00	0.00	0.00	2,000,000.00	0.00	0.00	0.00	0.00	0.00	0.00	0.00	0.00	0.00	0.00	0.00	0.00	0.00	0.00	0.00	0.00	0.00	0.00	0.00	0.00	0.00	0.00	0.00	0.00	0.00
Total revenues	43,000.00	0.00	350,000.00	0.00	258,049.34	33,878.76	124,715.85	2,066,954.43	(35,210.28)	2,019,860.49	30,844.10	97,062.86	97,029.16	90,000.00	90,000.00	90,000.00	90,000.00	90,000.00	90,000.00	90,000.00	90,000.00	90,000.00	90,000.00	90,000.00	90,000.00	90,000.00	90,000.00	90,000.00	90,000.00	90,000.00	90,000.00	90,000.00	90,000.00
Expenditures:																																	
County auditor fees	0.00	0	0.00	0.00	575.41	334.41	3,388.59	754.01	223.54	223.95	349.44	1,099.34	1,098.20	1,098.20	1,098.20	1,098.20	1,098.20	1,098.20	1,098.20	1,098.20	1,098.20	1,098.20	1,098.20	1,098.20	1,098.20	1,098.20	1,098.20	1,098.20	1,098.20	1,098.20	1,098.20	1,098.20
Land acquisition	0.00	37838.32	0.00	0.00	0.00	0.00	0.00	0.00	0.00	1,989,462.37	0.00	0.00	0.00	0.00	0.00	0.00	0.00	0.00	0.00	0.00	0.00	0.00	0.00	0.00	0.00	0.00	0.00	0.00	0.00	0.00	0.00	0.00	0.00
Professional services	0.00	0	2,310.36	118,385.00	62,500.00	7,114.99	0.00	0.00	38,890.91	33,387.63	0.00	0.00	0.00	0.00	0.00	0.00	0.00	0.00	0.00	0.00	0.00	0.00	0.00	0.00	0.00	0.00	0.00	0.00	0.00	0.00	0.00	0.00	0.00
Construction	0.00	0	0.00	0.00	0.00	0.00	0.00	0.00	0.00	0.00	0.00	0.00	0.00	0.00	0.00	0.00	0.00	0.00	0.00	0.00	0.00	0.00	0.00	0.00	0.00	0.00	0.00	0.00	0.00	0.00	0.00	0.00	0.00
Transfer to Debt (2013/2014 Series)	0.00	0	0.00	0.00	0.00	0.00	0.00	0.00	0.00	130,053.44	138,324.38	137,091.00	137,642.00	137,344.00	137,826.00	137,480.00	136,605.00	137,428.00	136,395.00	137,060.00	137,620.00	175,000.00	175,000.00	175,000.00	175,000.00	175,000.00	175,000.00	175,000.00	140,000.00	0.00	0.00	0.00	0.00
Transfer(2)	0.00	0	0.00	4,341.05	0.00	0.00	0.00	0.00	0.00	0.00	0.00	0.00	0.00	0.00	0.00	0.00	0.00	0.00	0.00	1.00	0.00	0.00	0.00	0.00	0.00	0.00	0.00	0.00	0.00	0.00	0.00	0.00	0.00
Repayment of advances	0.00	0	0.00	0.00	0.00	0.00	0.00	0.00	0.00	750,000.00	0.00	200,000.00	200,000.00	50,000.00	0.00	0.00	0.00	0.00	0.00	0.00	0.00	0.00	0.00	0.00	0.00	0.00	0.00	0.00	0.00	75,000.00	75,000.00	75,000.00	130,000.00
Total expenditures	0.00	37,838.32	2,310.36	122,726.05	63,075.41	7,449.40	3,388.59	754.01	39,114.45	2,903,127.39	138,673.82	338,190.34	338,740.20	188,442.20	138,924.20	138,578.20	137,703.20	138,526.20	137,493.20	138,159.20	138,718.20	176,098.20	176,098.20	176,098.20	176,098.20	176,098.20	176,098.20	176,098.20	141,098.20	76,098.20	76,098.20	76,098.20	131,098.20
Ending balance	43,000.00	5,161.68	$352,851.32	$230,125.27	$425,099.20	$451,528.56	$572,855.82	$2,639,056.24	$2,564,731.51	$1,681,464.61	$1,573,634.89	$1,332,507.41	$1,090,796.37	$992,354.17	$943,429.97	$894,851.77	$847,148.57	$798,622.37	$751,129.17	$702,969.97	$654,251.77	$568,153.57	$482,055.37	$395,957.17	$309,858.97	$223,760.77	$137,662.57	$51,564.37	$466.17	$14,367.97	$28,269.77	$42,171.57	$1,073.37

Lifetime Fitness TIF(Fund 447)
Projections for Future Service Payments
(TIF runs through tax year 2035)

Description	2006	2007	2011	2012	2013	2014	2015	2016	2017	2018	2019	2020	2021	2022	2023	2024	2025	2026	2027	2028	2029	2030	2031	2032	2033	2034	2035	2036
Beginning balance	0	$335,700.61	$1,335,586.64	$1,496,711.14	$1,641,400.20	$1,567,537.10	$2,076,437.62	$97,170.44	$790,591.74	$630,919.02	$524,312.58	$417,706.14	$311,099.70	$204,493.26	$97,886.82	$1,280.38	$9,673.94	$8,067.50	$6,461.06	$4,854.62	$3,248.18	$1,641.74	$35.30	$8,428.86	$16,822.42	$25,215.98	$23,609.54	$22,003.10
Revenues:																												
Service payments	0.00	0.00	162,973.40	146,343.65	141,352.92	142,357.32	141,842.86	141,848.08	141,933.72	120,000.00	120,000.00	120,000.00	120,000.00	120,000.00	120,000.00	120,000.00	120,000.00	120,000.00	120,000.00	120,000.00	120,000.00	120,000.00	120,000.00	120,000.00	120,000.00	120,000.00	120,000.00	120,000.00
Developer contribution	0.00	0.00	0.00	0.00	0.00	0.00	0.00	563,373.50	0.00	0.00																		
Misc. Refunds/Reimburse	0.00	0.00	0.00	0.00	0.00	0.00	0.00	48,556.18	0.00	0.00																		
Advances(1)	500,000.00	400,000.00	0.00	0.00	0.00	600,000.00	600,000.00	450,000.00	0.00	0.00	0.00	0.00	0.00	0.00	0.00	0.00	0.00	0.00	0.00	0.00	0.00	0.00	0.00	0.00	0.00	0.00	0.00	0.00
Total revenues	500,000.00	400,000.00	162,973.40	146,343.65	141,352.92	742,357.32	741,842.86	1,203,777.76	141,933.72	120,000.00	120,000.00	120,000.00	120,000.00	120,000.00	120,000.00	120,000.00	120,000.00	120,000.00	120,000.00	120,000.00	120,000.00	120,000.00	120,000.00	120,000.00	120,000.00	120,000.00	120,000.00	120,000.00
Expenditures:																												
County auditor fees	0	0.00	1,848.90	1,654.59	1,602.38	1,605.33	1,606.97	1,606.59	1,606.44	1,606.44	1,606.44	1,606.44	1,606.44	1,606.44	1,606.44	1,606.44	1,606.44	1,606.44	1,606.44	1,606.44	1,606.44	1,606.44	1,606.44	1,606.44	1,606.44	1,606.44	1,606.44	1,606.44
Land acquisition	0	0.00	0.00	0.00	135,000.00	192,000.00	0.00	0.00	0.00	0.00	0.00	0.00	0.00	0.00	0.00	0.00	0.00	0.00	0.00	0.00	0.00	0.00	0.00	0.00	0.00	0.00	0.00	0.00
Professional services	164299.39	30,524.61	0.00	0.00	78,613.64	39,851.47	1,453.05	4,179.87	0.00	0.00	0.00	0.00	0.00	0.00	0.00	0.00	0.00	0.00	0.00	0.00	0.00	0.00	0.00	0.00	0.00	0.00	0.00	0.00
Construction	0	0.00	0.00	0.00	0.00	0.00	2,718,050.02	504,570.00	0.00	0.00	0.00	0.00	0.00	0.00	0.00	0.00	0.00	0.00	0.00	0.00	0.00	0.00	0.00	0.00	0.00	0.00	0.00	0.00
Transfer(2)	0	0.00	0.00	0.00	0.00	0.00	0.00	0.00	0.00	0.00	0.00	0.00	0.00	0.00	0.00	0.00	0.00	0.00	0.00	0.00	0.00	0.00	0.00	0.00	0.00	0.00	0.00	0.00
Transfer to Debt (Emerald 8)							0.00	0.00	0.00	100,000.00	100,000.00	100,000.00	100,000.00	100,000.00	90,000.00	110,000.00	120,000.00	120,000.00	120,000.00	120,000.00	120,000.00	120,000.00	110,000.00	110,000.00	110,000.00	0.00	0.00	0.00
Repayment to Lifetime	0	0.00	0.00	0.00	0.00	0.00	0.00	0.00	0.00	0.00	0.00	0.00	0.00	0.00	0.00	0.00	0.00	0.00	0.00	0.00	0.00	0.00	0.00	0.00	0.00	0.00	0.00	0.00
Repayment of advances	0.00	0.00	0.00	0.00	0.00	0.00	0.00	0.00	300,000.00	125,000.00	125,000.00	125,000.00	125,000.00	125,000.00	125,000.00											120,000.00	120,000.00	120,000.00
Total expenditures	164,299.39	30,524.61	1,848.90	1,654.59	215,216.02	233,456.80	2,721,110.04	510,356.46	301,606.44	226,606.44	226,606.44	226,606.44	226,606.44	226,606.44	216,606.44	111,606.44	121,606.44	121,606.44	121,606.44	121,606.44	121,606.44	121,606.44	111,606.44	111,606.44	111,606.44	121,606.44	121,606.44	121,606.44
Ending balance	$335,700.61	$705,176.00	$1,496,711.14	$1,641,400.20	$1,567,537.10	$2,076,437.62	$97,170.44	$790,591.74	$630,919.02	$524,312.58	$417,706.14	$311,099.70	$204,493.26	$97,886.82	$1,280.38	$9,673.94	$8,067.50	$6,461.06	$4,854.62	$3,248.18	$1,641.74	$35.30	$8,428.86	$16,822.42	$25,215.98	$23,609.54	$22,003.10	$20,396.66

COIC was about the interchange
focused on land that the City owned
Money can stay there and if we reactivate the interchange improvements, re-evaluate using that Fund.

12.31.16	Fund Balance	$115,487.34
12.31.17		$115,487.34

2019 use: 33/161/Post Road Inter	($115,500.00)

Irelan Place TIF Fund (449)
Projections for Future Service Payments
(TIF runs through tax year 2035)

Description	2006	2007	2008	2009	2010	2011	2012	2013	2014	2015	2016	2017	2018	2019	2020	2021	2022	2023	2024	2025	2026	2027	2028	2029	2030	2031	2032	2033	2034	2035	2036
Beginning balance	0	$39,340.94	$81.42	$382.95	$20.70	$71.63	$1,000.04	$162.69	$1,302.20	$1,971.37	$2,625.28	$6,779.34	$3,935.94	$4,388.36	$4,840.78	$5,293.20	$5,745.62	$6,198.04	$6,650.46	$7,102.88	$7,555.30	$8,007.72	$7,523.14	$11,475.56	$15,427.98	$19,380.40	$23,332.82	$27,285.24	$31,237.66	$35,190.08	$39,142.50
Revenues:																															
Service payments	5,283.56	5,532.78	5,585.12	8,421.24	8,636.34	9,536.60	(13,290.76)	4,186.98	4,216.73	4,201.50	4,201.64	4,204.18	4,000.00	4,000.00	4,000.00	4,000.00	4,000.00	4,000.00	4,000.00	4,000.00	4,000.00	4,000.00	4,000.00	4,000.00	4,000.00	4,000.00	4,000.00	4,000.00	4,000.00	4,000.00	4,000.00
Developer contribution	0.00	0.00	0.00	0.00	0.00	0.00	0.00	0.00	0.00																						
Advances (1)	77,937.00	0.00	0.00	0.00	0.00	0.00	12,500.00	0.00	0.00	0.00	0.00	0.00	0.00	0.00	0.00	0.00	0.00	0.00	0.00	0.00	0.00	0.00	0.00	0.00	0.00	0.00	0.00	0.00	0.00	0.00	0.00
Total revenues	83,220.56	5,532.78	5,585.12	8,421.24	8,636.34	9,536.60	(790.76)	4,186.98	4,216.73	4,201.50	4,201.64	4,204.18	4,000.00	4,000.00	4,000.00	4,000.00	4,000.00	4,000.00	4,000.00	4,000.00	4,000.00	4,000.00	4,000.00	4,000.00	4,000.00	4,000.00	4,000.00	4,000.00	4,000.00	4,000.00	4,000.00
Expenditures:																															
County auditor fees	36.48	55.30	38.59	83.49	85.41	108.19	46.59	47.47	47.56	47.59	47.58	47.58	47.58	47.58	47.58	47.58	47.58	47.58	47.58	47.58	47.58	47.58	47.58	47.58	47.58	47.58	47.58	47.58	47.58	47.58	47.58
Land acquisition	0.00	0.00	0.00	0.00	0.00	0.00	0.00	0.00	0.00	0.00	0.00	0.00	0.00	0.00	0.00	0.00	0.00	0.00	0.00	0.00	0.00	0.00	0.00	0.00	0.00	0.00	0.00	0.00	0.00	0.00	0.00
Professional services	0.00	0.00	0.00	0.00	0.00	0.00	0.00	0.00	0.00	0.00	0.00	0.00	0.00	0.00	0.00	0.00	0.00	0.00	0.00	0.00	0.00	0.00	0.00	0.00	0.00	0.00	0.00	0.00	0.00	0.00	0.00
Construction	0.00	0.00	0.00	0.00	0.00	0.00	0.00	0.00	0.00	0.00	0.00	0.00	0.00	0.00	0.00	0.00	0.00	0.00	0.00	0.00	0.00	0.00	0.00	0.00	0.00	0.00	0.00	0.00	0.00	0.00	0.00
Transfer	3,843.14	0.00	245.00	0.00	0.00	0.00	0.00	0.00	0.00	0.00	0.00	0.00	0.00	0.00	0.00	0.00	0.00	0.00	0.00	0.00	0.00	0.00	0.00	0.00	0.00	0.00	0.00	0.00	0.00	0.00	0.00
Water system improvements (1)	40,000.00	37,937.00	0.00	0.00	0.00	0.00	0.00	0.00	0.00	0.00	0.00	0.00	0.00	0.00	0.00	0.00	0.00	0.00	0.00	0.00	0.00	0.00	0.00	0.00	0.00	0.00	0.00	0.00	0.00	0.00	0.00
Repayment of advances	0.00	6,800.00	5,000.00	8,700.00	8,500.00	8,500.00	0.00	3,000.00	3,500.00	3,500.00	0.00	7,000.00	3,500.00	3,500.00	3,500.00	3,500.00	3,500.00	3,500.00	3,500.00	3,500.00	3,500.00	4,437.00	0.00	0.00	0.00	0.00	0.00	0.00	0.00	0.00	0.00
Total expenditures	43,879.62	44,792.30	5,283.59	8,783.49	8,585.41	8,608.19	46.59	3,047.47	3,547.56	3,547.59	47.58	7,047.58	3,547.58	3,547.58	3,547.58	3,547.58	3,547.58	3,547.58	3,547.58	3,547.58	3,547.58	4,484.58	47.58	47.58	47.58	47.58	47.58	47.58	47.58	47.58	47.58
Ending balance	$39,340.94	$81.42	$382.95	$20.70	$71.63	$1,000.04	$162.69	$1,302.20	$1,971.37	$2,625.28	$6,779.34	$3,935.94	$4,388.36	$4,840.78	$5,293.20	$5,745.62	$6,198.04	$6,650.46	$7,102.88	$7,555.30	$8,007.72	$7,523.14	$11,475.56	$15,427.98	$19,380.40	$23,332.82	$27,285.24	$31,237.66	$35,190.08	$39,142.50	$43,094.92

Shier Rings Road TIF (Fund 450)

Revenue and Expenditure Activity

(TIF runs through tax year 2035)

	2006	2007	2008	2009	2010	2011	2012	2013	2014	2015	2016	2017	2018	2019	2020	2021	2022	2023	2024	2025	2026	2027	2028	2029	2030	2031	2032	2033	2034	2035
Revenues																														
Service payments	$6,977.88	$7,309.69	$7,375.50	$12,124.25	$12,433.94	$13,730.06	$41,548.57	$42,232.18	$42,532.26	-$75,696.35	$11,861.78	$17,995.82	$17,995.82	$17,995.82	$17,995.82	$17,995.82	$17,995.82	$17,995.82	$17,995.82	$17,995.82	$17,995.82	$17,995.82	$17,995.82	$17,995.82	$17,995.82	$17,995.82	$17,995.82	$17,995.82	$17,995.82	$17,995.82
County grant	0.00	0.00	0.00	0.00	0.00	0.00	0.00	0.00	0.00	0.00	0.00	0.00	0.00	0.00	0.00	0.00	0.00	0.00	0.00	0.00	0.00	0.00	0.00	0.00	0.00	0.00	0.00	0.00	0.00	0.00
Interest income	0.00	0.00	0.00	0.00	0.00	0.00	0.00	0.00	0.00	0.00	1,178.40	1,967.09	0.00	0.00	0.00	0.00	0.00	0.00	0.00	0.00	0.00	0.00	0.00	0.00	0.00	0.00	0.00	0.00	0.00	0.00
Transfer	0.00	0.00	0.00	0.00	0.00	0.00	0.00	0.00	0.00	0.00	0.00	0.00	0.00	0.00	0.00	0.00	0.00	0.00	0.00	0.00	0.00	0.00	0.00	0.00	0.00	0.00	0.00	0.00	0.00	0.00
Proceeds from notes	0.00	0.00	0.00	0.00	0.00	0.00	0.00	0.00	0.00	0.00	0.00	0.00	0.00	0.00	0.00	0.00	0.00	0.00	0.00	0.00	0.00	0.00	0.00	0.00	0.00	0.00	0.00	0.00	0.00	0.00
Proceed from bonds	0.00	0.00	0.00	0.00	0.00	0.00	0.00	0.00	0.00	0.00	0.00	0.00	0.00	0.00	0.00	0.00	0.00	0.00	0.00	0.00	0.00	0.00	0.00	0.00	0.00	0.00	0.00	0.00	0.00	0.00
Other debt proceeds	0.00	0.00	0.00	0.00	0.00	0.00	0.00	0.00	0.00	0.00	0.00	0.00	0.00	0.00	0.00	0.00	0.00	0.00	0.00	0.00	0.00	0.00	0.00	0.00	0.00	0.00	0.00	0.00	0.00	0.00
Advances(net)	0.00	0.00	0.00	0.00	0.00	0.00	0.00	0.00	0.00	0.00	0.00	0.00	0.00	0.00	0.00	0.00	0.00	0.00	0.00	0.00	0.00	0.00	0.00	0.00	0.00	0.00	0.00	0.00	0.00	0.00
	6,977.88	7,309.69	7,375.50	12,124.25	12,433.94	13,730.06	41,548.57	42,232.18	42,532.26	-75,696.35	13,040.18	19,962.91	17,995.82	17,995.82	17,995.82	17,995.82	17,995.82	17,995.82	17,995.82	17,995.82	17,995.82	17,995.82	17,995.82	17,995.82	17,995.82	17,995.82	17,995.82	17,995.82	17,995.82	17,995.82
Expenditures																														
County auditor deductions	70.25	73.05	51.31	120.45	122.98	155.76	469.85	478.74	479.63	134.38	134.35	203.69	203.69	203.69	203.69	203.69	203.69	203.69	203.69	203.69	203.69	203.69	203.69	203.69	203.69	203.69	203.69	203.69	203.69	203.69
Other professional services	0.00	0.00	0.00	0.00	0.00	0.00	0.00	0.00	0.00	0.00	0.00	0.00	0.00	150,000.00	0.00	0.00	0.00	0.00	0.00	0.00	0.00	0.00	0.00	0.00	0.00	0.00	0.00	0.00	0.00	0.00
Land and land improvements	0.00	0.00	0.00	0.00	0.00	0.00	0.00	0.00	0.00	0.00	0.00	0.00	0.00	0.00	0.00	0.00	0.00	0.00	0.00	0.00	0.00	0.00	0.00	0.00	0.00	0.00	0.00	0.00	0.00	0.00
New street construction	0.00	0.00	0.00	0.00	0.00	0.00	0.00	0.00	0.00	0.00	0.00	0.00	0.00	0.00	0.00	0.00	0.00	0.00	0.00	0.00	0.00	0.00	0.00	0.00	0.00	0.00	0.00	0.00	0.00	0.00
Repayment of advances	0.00	0.00	0.00	0.00	0.00	0.00	0.00	0.00	0.00	0.00	0.00	0.00	0.00	0.00	0.00	0.00	0.00	0.00	0.00	0.00	0.00	0.00	0.00	0.00	0.00	0.00	0.00	0.00	0.00	0.00
Transfers(1)	4,341.05	0.00	0.00	0.00	0.00	0.00	0.00	0.00	0.00	0.00	0.00	0.00	0.00	0.00	0.00	0.00	0.00	0.00	0.00	0.00	0.00	0.00	0.00	1.00	1.00	1.00	1.00	1.00	1.00	1.00
	4,411.30	73.05	51.31	120.45	122.98	155.76	469.85	478.74	479.63	134.38	134.35	203.69	203.69	150,203.69	203.69	203.69	203.69	203.69	203.69	203.69	203.69	203.69	203.69	204.69	204.69	204.69	204.69	204.69	204.69	204.69
Fund balance	$2,566.58	$9,803.22	$17,127.41	$29,131.21	$41,442.17	$55,016.47	$96,095.19	$137,848.63	$179,901.26	$104,070.53	$116,976.36	$136,735.58	$154,527.71	$22,319.84	$40,111.97	$57,904.10	$75,696.23	$93,488.36	$111,280.49	$129,072.62	$146,864.75	$164,656.88	$182,449.01	$200,240.14	$218,031.27	$235,822.40	$253,613.53	$271,404.66	$289,195.79	$306,986.92

8/18/2018

Shamrock Crossing TIF Fund(Fund 451)
Projections for Future Service Payments
(TIF runs through tax year 2037)

Description	2007	2008	2009	2013	2014	2015	2016	2017	2018	2019	2020	2021	2022	2023	2024	2025	2026	2027	2028	2029	2030	2032	2033	2034	2035	2036	2037	2038	Total
Beginning balance	$0.00	$293,909.20	$381.98	$13,593.70	$61,964.60	$127,247.28	$169,630.13	$360,859.29	$491,476.62	$549,776.62	$508,076.62	$466,376.62	$425,626.62	$264,876.62	$161,226.62	$20,476.62	$29,726.62	$38,976.62	$48,226.62	$57,476.62	$66,726.62	$75,976.62	$85,226.62	$94,476.62	$103,726.62	$112,976.62	$372,226.62	$631,476.62		
Revenues:																													
Service payments	0.00	0.00	0.00	62,043.94	66,027.10	144,014.44	193,419.91	334,403.76	260,000.00	260,000.00	260,000.00	260,000.00	260,000.00	260,000.00	260,000.00	260,000.00	260,000.00	260,000.00	260,000.00	260,000.00	260,000.00	260,000.00	260,000.00	260,000.00	260,000.00	260,000.00	260,000.00	260,000.00	6,202,884.34
State grant(629)	0.00	0.00	0.00	0.00	0.00	0.00	0.00	0.00	0.00	0.00	0.00	0.00	0.00	0.00	0.00	0.00	0.00	0.00	0.00	0.00	0.00	0.00	0.00	0.00	0.00	0.00	0.00	0.00	0.00
Advances(1)	1,073,200.00	166,000.00	23,700.00	75,000.00	0.00	0.00	0.00	0.00	0.00	0.00	0.00	0.00	0.00	0.00	0.00	0.00	0.00	0.00	0.00	0.00	0.00	0.00	0.00	0.00	0.00	0.00	0.00	0.00	1,387,900.00
Total revenues	1,073,200.00	166,000.00	23,700.00	137,043.94	66,027.10	144,014.44	193,419.91	334,403.76	260,000.00	260,000.00	260,000.00	260,000.00	260,000.00	260,000.00	260,000.00	260,000.00	260,000.00	260,000.00	260,000.00	260,000.00	260,000.00	260,000.00	260,000.00	260,000.00	260,000.00	260,000.00	260,000.00	260,000.00	7,590,784.34
Expenditures:																													
County auditor fees	0.00	0.00	0.00	703.35	744.42	1,631.59	2,190.75	3,786.43	1,700.00	1,700.00	1,700.00	750.00	750.00	750.00	750.00	750.00	750.00	750.00	750.00	750.00	750.00	750.00	750.00	750.00	750.00	750.00	750.00	750.00	29,166.22
Land acquisition	0.00	0.00	0.00	0.00	0.00	0.00	0.00	0.00	0.00	0.00	0.00	0.00	0.00	25,000.00	0.00	0.00	0.00	0.00	0.00	0.00	0.00	0.00	0.00	0.00	0.00	0.00	0.00	0.00	25,000.00
Professional services	650.00	1,620.27	0.00	0.00	0.00	0.00	0.00	0.00	0.00	0.00	0.00	0.00	20,000.00	0.00	0.00	0.00	0.00	0.00	0.00	0.00	0.00	0.00	0.00	0.00	0.00	0.00	0.00	0.00	22,270.27
Construction	778,640.80	445,725.70	8,657.28	87,969.69	0.00	0.00	0.00	0.00	0.00	0.00	0.00	0.00	0.00	0.00	150,000.00	0.00	0.00	0.00	0.00	0.00	0.00	0.00	0.00	0.00	0.00	0.00	0.00	0.00	1,723,539.98
Transfer (Riverside/161 Debt)	0.00	12,181.25	0.00	0.00	0.00	0.00	0.00	0.00	0.00	100,000.00	100,000.00	100,000.00	200,000.00	250,000.00	250,000.00	250,000.00	250,000.00	250,000.00	250,000.00	250,000.00	250,000.00	250,000.00	250,000.00	250,000.00	250,000.00	0.00	0.00	0.00	3,512,181.25
Repayment of advances	0.00	0.00	0.00	0.00	0.00	100,000.00	0.00	200,000.00	200,000.00	200,000.00	200,000.00	200,000.00	200,000.00	87,900.00	0.00	0.00	0.00	0.00	0.00	0.00	0.00	0.00	0.00	0.00	0.00	0.00	0.00	0.00	1,387,900.00
Total expenditures	779,290.80	459,527.22	8,657.28	88,673.04	744.42	101,631.59	2,190.75	203,786.43	201,700.00	301,700.00	301,700.00	300,750.00	420,750.00	363,650.00	400,750.00	250,750.00	250,750.00	250,750.00	250,750.00	250,750.00	250,750.00	250,750.00	250,750.00	250,750.00	250,750.00	750.00	750.00	750.00	6,700,057.72
Ending balance	$293,909.20	$381.98	$15,424.70	$61,964.60	$127,247.28	$169,630.13	$360,859.29	$491,476.62	$549,776.62	$508,076.62	$466,376.62	$425,626.62	$264,876.62	$161,226.62	$20,476.62	$29,726.62	$38,976.62	$48,226.62	$57,476.62	$66,726.62	$75,976.62	$85,226.62	$94,476.62	$103,726.62	$112,976.62	$372,226.62	$631,476.62	$890,726.62	

Bridge and High TIF Fund(Fund 452)
Projections for Future Service Payments
(TIF runs through tax year 2040)

Description	2013	2014	2015	2016	2017	2018	2019	2020	2021	2022	2023	2024	2025	2026	2027	2028	2029	2030	2032	2033	2034	2035	2036	2037	2038	2039	2040	2041	Total
Beginning balance	$330,713.11	$392,147.66	$504,627.76	$517,030.08	$529,505.42	$492,078.62	$440,789.90	$389,501.18	$338,212.46	$286,923.74	$235,635.02	$184,346.30	$133,057.58	$81,768.86	$30,480.14	$29,191.42	$27,902.70	$26,613.98	$25,325.26	$24,036.54	$22,747.82	$21,459.10	$20,170.38	$18,881.66	$17,592.94	$16,304.22	$15,015.50	$13,726.78		
Revenues:																													
Service payments	81,412.22	113,762.98	113,690.34	113,763.84	113,861.92	100,000.00	100,000.00	100,000.00	100,000.00	100,000.00	100,000.00	100,000.00	100,000.00	100,000.00	100,000.00	100,000.00	100,000.00	100,000.00	100,000.00	100,000.00	100,000.00	100,000.00	100,000.00	100,000.00	100,000.00	100,000.00	100,000.00	100,000.00	2,934,287.88
Sale of fixed assets																													270,592.80
State grant	0.00	0.00	0.00	0.00	0.00	0.00	0.00	0.00	0.00	0.00	0.00	0.00	0.00	0.00	0.00	0.00	0.00	0.00	0.00	0.00	0.00	0.00	0.00	0.00	0.00	0.00	0.00	0.00	0.00
Refunds and Reimbursem	0.00																												49,999.84
Advances(1)	0.00	0.00	0.00	0.00	0.00	0.00	0.00	0.00	0.00	0.00	0.00	0.00	0.00	0.00	0.00	0.00	0.00	0.00	0.00	0.00	0.00	0.00	0.00	0.00	0.00	0.00	0.00	0.00	3,997,150.00
Total revenues	81,412.22	113,762.98	113,690.34	113,763.84	113,861.92	100,000.00	100,000.00	100,000.00	100,000.00	100,000.00	100,000.00	100,000.00	100,000.00	100,000.00	100,000.00	100,000.00	100,000.00	100,000.00	100,000.00	100,000.00	100,000.00	100,000.00	100,000.00	100,000.00	100,000.00	100,000.00	100,000.00	100,000.00	7,252,030.52
Expenditures:																													
County auditor fees	922.89	1,282.88	1,288.02	1,288.50	1,288.72	1,288.72	1,288.72	1,288.72	1,288.72	1,288.72	1,288.72	1,288.72	1,288.72	1,288.72	1,288.72	1,288.72	1,288.72	1,288.72	1,288.72	1,288.72	1,288.72	1,288.72	1,288.72	1,288.72	1,288.72	1,288.72	1,288.72	1,288.72	36,818.69
Land and Land Improveme	19,054.78	0.00																											3,903,260.62
Professional services	0.00	0.00	0.00	0.00	0.00	0.00	0.00	0.00	0.00	0.00	0.00	0.00	0.00	0.00	0.00	0.00	0.00	0.00	0.00	0.00	0.00	0.00	0.00	0.00	0.00	0.00	0.00	0.00	199,513.15
Construction	0.00	0.00	0.00	0.00	0.00	0.00	0.00	0.00	0.00	0.00	0.00	0.00	0.00	0.00	0.00	0.00	0.00	0.00	0.00	0.00	0.00	0.00	0.00	0.00	0.00	0.00	0.00	0.00	0.00
Transfer(2)	0.00	0.00	0.00	0.00	0.00	0.00	0.00	0.00	0.00	0.00	0.00	0.00	0.00	0.00	0.00	0.00	0.00	0.00	0.00	0.00	0.00	0.00	0.00	0.00	0.00	0.00	0.00	0.00	0.00
Repayment of advances	0.00	0.00	100,000.00	100,000.00	150,000.00	150,000.00	150,000.00	150,000.00	150,000.00	150,000.00	150,000.00	150,000.00	150,000.00	150,000.00	100,000.00	100,000.00	100,000.00	100,000.00	100,000.00	100,000.00	100,000.00	100,000.00	100,000.00	100,000.00	100,000.00	100,000.00	100,000.00	112,000.00	3,112,000.00
Total expenditures	19,977.67	1,282.88	101,288.02	101,288.50	151,288.72	151,288.72	151,288.72	151,288.72	151,288.72	151,288.72	151,288.72	151,288.72	151,288.72	151,288.72	101,288.72	101,288.72	101,288.72	101,288.72	101,288.72	101,288.72	101,288.72	101,288.72	101,288.72	101,288.72	101,288.72	101,288.72	101,288.72	113,288.72	7,251,592.46
Ending balance	**$392,147.66**	**$504,627.76**	**$517,030.08**	**$529,505.42**	**$492,078.62**	**$440,789.90**	**$389,501.18**	**$338,212.46**	**$286,923.74**	**$235,635.02**	**$184,346.30**	**$133,057.58**	**$81,768.86**	**$30,480.14**	**$29,191.42**	**$27,902.70**	**$26,613.98**	**$25,325.26**	**$24,036.54**	**$22,747.82**	**$21,459.10**	**$20,170.38**	**$18,881.66**	**$17,592.94**	**$16,304.22**	**$15,015.50**	**$13,726.78**	**$438.06**	

Dublin Methodist Hospital TIF(Fund 453)
Projections for Future Service Payments
(TIF runs through tax year 2037)

Description	2007	2008	2009	2010	2011	2012	2013	2014	2015	2016	2017	2018	2019	2020	2021	2022	2023	2024	2025	2026	2027	2028	2029	2030	2031	2032	2033	2034	2035	2036	2037	2038	Total
Beginning balance	$0.00	$175,000.00	$141,475.61	$61,620.73	$34.29	$32,781.88	$134,507.18	$77,633.37	$114,218.79	$87,990.74	$238,112.70	$313,223.39	$462,364.35	$611,505.31	$760,646.27	$823,092.23	$915,073.19	$682,697.15	$791,938.11	$915,192.07	$1,023,727.03	$1,132,414.99	$485,903.95	$35,044.91	$9,185.87	$8,326.83	$7,467.79	$6,608.75	$5,749.71	$4,890.67	$154,031.63	$303,172.59	
Revenues:																																	
Service payments	0.00	0.00	0.00	0.00	245,144.09	207,604.48	145,689.09	138,216.41	151,842.20	151,842.20	75,969.73	150,000.00	150,000.00	150,000.00	150,000.00	150,000.00	150,000.00	150,000.00	150,000.00	150,000.00	150,000.00	150,000.00	150,000.00	150,000.00	150,000.00	150,000.00	150,000.00	150,000.00	150,000.00	150,000.00	150,000.00	150,000.00	4,266,308.20
State grant(629)	0.00	0.00	906,118.27	0.00	0.00	0.00	0.00	0.00	0.00	0.00	0.00	0.00	0.00	0.00	0.00	0.00	0.00	0.00	0.00	0.00	0.00	0.00	0.00	0.00	0.00	0.00	0.00	0.00	0.00	0.00	0.00	0.00	906,118.27
Advances	175,000.00	832,200.00	12,000.00	7,150.00	0.00	0.00	0.00	0.00	0.00	0.00	0.00	0.00	0.00	0.00	0.00	0.00	0.00	0.00	0.00	0.00	0.00	0.00	0.00	0.00	0.00	0.00	0.00	0.00	0.00	0.00	0.00	0.00	1,026,350.00
Total revenues	175,000.00	832,200.00	918,118.27	7,150.00	245,144.09	207,604.48	145,689.09	138,216.41	151,842.20	151,842.20	75,969.73	150,000.00	150,000.00	150,000.00	150,000.00	150,000.00	150,000.00	150,000.00	150,000.00	150,000.00	150,000.00	150,000.00	150,000.00	150,000.00	150,000.00	150,000.00	150,000.00	150,000.00	150,000.00	150,000.00	150,000.00	150,000.00	6,198,776.47
Expenditures:																																	
County auditor fees	0.00	0.00	0.00	0.00	12,396.50	5,879.18	2,562.90	1,630.99	1,720.25	1,720.24	859.04	859.04	859.04	859.04	859.04	859.04	859.04	859.04	859.04	859.04	859.04	859.04	859.04	859.04	859.04	859.04	859.04	859.04	859.04	859.04	859.04	859.04	44,808.94
Land acquisition	0.00	22,400.00	0.00	0.00	0.00	0.00	0.00	0.00	0.00	0.00	0.00	0.00	0.00	0.00	0.00	0.00	0.00	0.00	0.00	0.00	0.00	0.00	0.00	0.00	0.00	0.00	0.00	0.00	0.00	0.00	0.00	0.00	22,400.00
Professional services	0.00	279,686.14	58,162.57	0.00	0.00	0.00	0.00	0.00	0.00	0.00	0.00	0.00	0.00	0.00	0.00	0.00	0.00	0.00	0.00	0.00	0.00	0.00	0.00	0.00	0.00	0.00	0.00	0.00	0.00	0.00	0.00	0.00	337,848.71
Construction	0.00	563,638.25	689,810.58	68,736.44	0.00	0.00	0.00	0.00	0.00	0.00	0.00	0.00	0.00	0.00	0.00	0.00	0.00	0.00	0.00	0.00	0.00	0.00	0.00	0.00	0.00	0.00	0.00	0.00	0.00	0.00	0.00	0.00	1,322,185.27
Transfer	0.00	0.00	0.00	0.00	0.00	0.00	0.00	0.00	0.00	0.00	0.00	0.00	0.00	0.00	0.00	0.00	0.00	0.00	0.00	0.00	0.00	0.00	0.00	0.00	0.00	0.00	0.00	0.00	0.00	0.00	0.00	0.00	0.00
Transfer to Debt (270/33 Construction)										0.00	$0.00	$0.00	$0.00	$0.00	$86,695.00	$57,160.00	$381,517.00	$39,900.00	$25,887.00	$40,606.00	$40,453.00	$795,652.00	$600,000.00	$175,000.00	$150,000.00	$150,000.00	$150,000.00	$150,000.00	$150,000.00	$0.00	$0.00		2,992,870.00
Repayment of advances	0.00	0.00	250,000.00	0.00	200,000.00	100,000.00	200,000.00	100,000.00	176,350.00	0.00	0.00	0.00	0.00	0.00	0.00	0.00	0.00	0.00	0.00	0.00	0.00	0.00	0.00	0.00	0.00	0.00	0.00	0.00	0.00	0.00	0.00	0.00	1,026,350.00
Total expenditures	0.00	865,724.39	997,973.15	68,736.44	212,396.50	105,879.18	202,562.90	101,630.99	178,070.25	1,720.24	859.04	859.04	859.04	859.04	87,554.04	58,019.04	382,376.04	40,759.04	26,746.04	41,465.04	41,312.04	796,511.04	600,859.04	175,859.04	150,859.04	150,859.04	150,859.04	150,859.04	150,859.04	859.04	859.04	859.04	5,746,462.92
Ending balance	$175,000.00	$141,475.61	$61,620.73	$34.29	$32,781.88	$134,507.18	$77,633.37	$114,218.79	$87,990.74	$238,112.70	$313,223.39	$462,364.35	$611,505.31	$760,646.27	$823,092.23	$915,073.19	$682,697.15	$791,938.11	$915,192.07	$1,023,727.03	$1,132,414.99	$485,903.95	$35,044.91	$9,185.87	$8,326.83	$7,467.79	$6,608.75	$5,749.71	$4,890.67	$154,031.63	$303,172.59	$452,313.55	
Advances to be repaid																																	
Capital Improvements Tax Fund Repayments	0.00	0.00	250,000.00	0.00	200,000.00	100,000.00	200,000.00	100,000.00	176,350.00	0.00	0.00	0.00	0.00	0.00	0.00	0.00	0.00	0.00	0.00	0.00	0.00	0.00	0.00	0.00	0.00	0.00	0.00	0.00	0.00	0.00	0.00	0.00	
Balance	$175,000.00	$1,007,200.00	$769,200.00	$776,350.00	$576,350.00	$476,350.00	$276,350.00	$176,350.00	$0.00	$0.00	$0.00	$0.00	$0.00	$0.00	$0.00	$0.00	$0.00	$0.00	$0.00	$0.00	$0.00	$0.00	$0.00	$0.00	$0.00	$0.00	$0.00	$0.00	$0.00	$0.00	$0.00	$0.00	

Kroger Centre TIF(Fund 454)
Projections for Future Service Payments
(TIF runs through tax year 2035)

Description	2007	2008	2009	2010	2011	2012	2013	2014	2015	2016	2017	2018	2019	2020	2021	2022	2023	2024	2025	2026	2027	2028	2029	2030	2031	2032	2033	2034	2035	2036
Beginning balance	$0.00	$0.00	$5,080.90	$203,784.57	$407,568.85	$246,592.56	$484,431.58	$350,351.97	$139,463.40	$121,024.91	$315,942.26	$80,987.14	$25,300.71	$21,989.28	$18,677.85	$15,366.42	$12,054.99	$8,743.56	$5,432.13	$2,120.70	$3,809.27	$5,497.84	$7,186.41	$8,874.98	$10,563.55	$12,252.12	$13,940.69	$15,629.26	$42,317.83	$69,006.40
Revenues:																														
Service payments	0.00	264,089.51	200,693.40	205,819.90	227,274.40	240,559.41	248,740.12	250,507.59	284,787.92	294,557.30	242,398.33	230,000.00	230,000.00	230,000.00	230,000.00	230,000.00	230,000.00	230,000.00	230,000.00	230,000.00	230,000.00	230,000.00	230,000.00	230,000.00	230,000.00	230,000.00	230,000.00	230,000.00	230,000.00	230,000.00
Developer contribution	0.00	0.00	0.00	0.00	0.00	0.00	0.00	0.00	0.00	0.00	0.00	0.00	0.00	0.00	0.00	0.00	0.00	0.00	0.00	0.00	0.00	0.00	0.00	0.00	0.00	0.00	0.00	0.00	0.00	0.00
Interest										3,083.73	5,433.98																			
Advances	54,635.00	0.00	0.00	0.00	0.00	0.00	0.00	0.00	0.00	0.00	0.00		0.00	0.00	0.00	0.00	0.00	0.00	0.00	0.00					0.00	0.00	0.00	0.00	0.00	0.00
Total revenues	54,635.00	264,089.51	200,693.40	205,819.90	227,274.40	240,559.41	248,740.12	250,507.59	284,787.92	297,641.03	247,832.31	230,000.00	230,000.00	230,000.00	230,000.00	230,000.00	230,000.00	230,000.00	230,000.00	230,000.00	230,000.00	230,000.00	230,000.00	230,000.00	230,000.00	230,000.00	230,000.00	230,000.00	230,000.00	230,000.00
Expenditures:																														
County auditor fees	0.00	2,037.11	1,989.73	2,035.62	2,578.37	2,720.39	2,819.73	2,824.91	3,226.41	3,336.18	3,311.43	3,311.43	3,311.43	3,311.43	3,311.43	3,311.43	3,311.43	3,311.43	3,311.43	3,311.43	3,311.43	3,311.43	3,311.43	3,311.43	3,311.43	3,311.43	3,311.43	3,311.43	3,311.43	3,311.43
Land acquisition	0.00	0.00	0.00	0.00	0.00	0.00	0.00	0.00	0.00	0.00	0.00	0.00	0.00	0.00	0.00	0.00	0.00	0.00	0.00	0.00	0.00	0.00	0.00	0.00	0.00	0.00	0.00	0.00	0.00	0.00
Professional services	0.00	0.00	0.00	0.00	0.00	0.00	0.00	0.00	0.00	0.00	0.00	0.00	0.00	0.00	0.00	0.00	0.00	0.00	0.00	0.00	0.00	0.00	0.00	0.00	0.00	0.00	0.00	0.00	0.00	0.00
Construction	54,635.00	0.00	0.00	0.00	0.00	0.00	0.00	0.00	0.00	0.00	0.00	0.00	0.00	0.00	0.00	0.00	0.00	0.00	0.00	0.00	0.00	0.00	0.00	0.00	0.00	0.00	0.00	0.00	0.00	0.00
Transfer(1)	0.00	202,336.50	0.00	0.00	385,672.32	0.00	0.00	0.00	0.00	0.00	0.00	0.00	0.00	0.00	0.00	0.00	0.00	0.00	0.00	0.00	0.00	0.00	0.00	0.00	0.00	0.00	0.00	0.00	0.00	0.00
Transfer to Debt (Emerald 8)	0.00	0.00	0.00	0.00	0.00	0.00	380,000.00	458,571.25	300,000.00	99,387.50	479,476.00	282,375.00	230,000.00	230,000.00	230,000.00	230,000.00	230,000.00	230,000.00	230,000.00	225,000.00	225,000.00	225,000.00	225,000.00	225,000.00	225,000.00	225,000.00	225,000.00	0.00	0.00	0.00
Repayment of advances (Emera	0.00	54,635.00	0.00	0.00	0.00	0.00	0.00	0.00	0.00	0.00	0.00	0.00	0.00	0.00	0.00	0.00	0.00	0.00	0.00	0.00	0.00	0.00	0.00	0.00	0.00	0.00	0.00	200,000.00	200,000.00	295,000.00
Total expenditures	54,635.00	259,008.61	1,989.73	2,035.62	388,250.69	2,720.39	382,819.73	461,396.16	303,226.41	102,723.68	482,787.43	285,686.43	233,311.43	233,311.43	233,311.43	233,311.43	233,311.43	233,311.43	233,311.43	228,311.43	228,311.43	228,311.43	228,311.43	228,311.43	228,311.43	228,311.43	228,311.43	203,311.43	203,311.43	298,311.43
Ending balance	$0.00	$5,080.90	$203,784.57	$407,568.85	$246,592.56	$484,431.58	$350,351.97	$139,463.40	$121,024.91	$315,942.26	$80,987.14	$25,300.71	$21,989.28	$18,677.85	$15,366.42	$12,054.99	$8,743.56	$5,432.13	$2,120.70	$3,809.27	$5,497.84	$7,186.41	$8,874.98	$10,563.55	$12,252.12	$13,940.69	$15,629.26	$42,317.83	$69,006.40	$694.97

Frantz/Dublin Road TIF (Cardinal South) (455)
Revenue and Expenditure Activity

	2007	2008	2009	2010	2011	2012	2013	2014	2015	2016	2017	2018	2019	2020	2021	2022	2023	2024	2025	2026	2027	2028	2029
Revenues																							
Service Payments	$0.00	$0.00	$0.00	$0.00	$0.00	$0.00	$0.00	$0.00	$0.00	$0.00	$0.00	$0.00	$0.00	$0.00	$0.00	$0.00	$0.00	$0.00	$0.00	$0.00	$0.00	$0.00	$0.00
Intergovernmental Revenues	0.00	0.00	0.00	0.00	0.00	0.00	0.00	0.00	0.00	0.00	0.00	0.00	0.00	0.00	0.00	0.00	0.00	0.00	0.00	0.00	0.00	0.00	0.00
Proceeds from Sale of Bonds	0.00	0.00	0.00	0.00	0.00	0.00	0.00	0.00	0.00	0.00	0.00	0.00	0.00	0.00	0.00	0.00	0.00	0.00	0.00	0.00	0.00	0.00	0.00
Developer Contributions	0.00	0.00	0.00	0.00	0.00	0.00	0.00	0.00	0.00	0.00	0.00	0.00	0.00	0.00	0.00	0.00	0.00	0.00	0.00	0.00	0.00	0.00	0.00
Interest income	0.00	0.00	0.00	0.00	0.00	0.00	0.00	0.00	0.00	0.00	0.00	0.00	0.00	0.00	0.00	0.00	0.00	0.00	0.00	0.00	0.00	0.00	0.00
Refunds and Reimbursements	0.00	0.00	0.00	0.00	0.00	0.00	0.00	0.00	0.00	0.00	0.00	0.00	0.00	0.00	0.00	0.00	0.00	0.00	0.00	0.00	0.00	0.00	0.00
Advances(net)	228,560.00	0.00	0.00	0.00	0.00	0.00	0.00	0.00	0.00	200,000.00	0.00	0.00	0.00	0.00	0.00	0.00	0.00	0.00	0.00	0.00	0.00	0.00	0.00
	228,560.00	0.00	0.00	0.00	0.00	0.00	0.00	0.00	0.00	200,000.00	0.00	0.00	0.00	0.00	0.00	0.00	0.00	0.00	0.00	0.00	0.00	0.00	0.00
Expenditures																							
County auditor deductions	0.00	0.00	0.00	0.00	0.00	0.00	0.00	0.00	0.00	0.00	0.00	0.00	0.00	0.00	0.00	0.00	0.00	0.00	0.00	0.00	0.00	0.00	0.00
Other professional services	0.00	193,734.85	21,971.45	0.00	0.00	0.00	0.00	0.00	0.00	45,427.26	54,260.11	98,640.54	0.00	0.00	0.00	0.00	0.00	0.00	0.00	0.00	0.00	0.00	0.00
Park and bikeway improvemen	0.00	0.00	0.00	0.00	0.00	0.00	0.00	0.00	0.00	0.00	0.00	0.00	0.00	0.00	0.00	0.00	0.00	0.00	0.00	0.00	0.00	0.00	0.00
Street maintenance projects	0.00	0.00	0.00	0.00	0.00	0.00	0.00	0.00	0.00	0.00	0.00	0.00	0.00	0.00	0.00	0.00	0.00	0.00	0.00	0.00	0.00	0.00	0.00
Sanitary sewer improvements	0.00	0.00	0.00	0.00	0.00	0.00	0.00	0.00	0.00	0.00	0.00	0.00	0.00	0.00	0.00	0.00	0.00	0.00	0.00	0.00	0.00	0.00	0.00
Water system improvements	0.00	0.00	0.00	0.00	0.00	0.00	0.00	0.00	0.00	0.00	0.00	0.00	0.00	0.00	0.00	0.00	0.00	0.00	0.00	0.00	0.00	0.00	0.00
Repayment of advances	0.00	0.00	0.00	0.00	0.00	0.00	0.00	0.00	0.00	0.00	0.00	0.00	0.00	0.00	0.00	0.00	0.00	0.00	0.00	0.00	0.00	0.00	0.00
Transfers(1)	0.00	0.00	0.00	0.00	0.00	0.00	0.00	0.00	0.00	0.00	0.00	0.00	0.00	0.00	0.00	0.00	0.00	0.00	0.00	0.00	0.00	0.00	0.00
	0.00	193,734.85	21,971.45	0.00	0.00	0.00	0.00	0.00	0.00	45,427.26	54,260.11	98,640.54	0.00	0.00	0.00	0.00	0.00	0.00	0.00	0.00	0.00	0.00	0.00
Fund balance	$228,560.00	$34,825.15	$12,853.70	$12,853.70	$12,853.70	$12,853.70	$12,853.70	$12,853.70	$12,853.70	$167,426.44	$113,166.33	$14,525.79	$14,525.79	$14,525.79	$14,525.79	$14,525.79	$14,525.79	$14,525.79	$14,525.79	$14,525.79	$14,525.79	$14,525.79	$14,525.79

Delta Energy (456)
Projections for Future Service Payments
(TIF runs through tax year 2041)

*Tax Exempt Due to City Acquisition

Description	2011	2012	2013	2014	2015	2016	2017	2018	2019	2020	2021	2022	2023	2024	2025	2026	2027	2028	2029	2030	2031	2032	2033	2034	2035	2036	2037	2038	2039	2040	2041	Total
Beginning balance	$0.00	$50,127.72	$2,870.13	$36,761.36	$40,729.61	$44,738.52	$78,748.74	$52,779.80	$56,390.59	$10,001.38	$9,612.17	$9,222.96	$8,833.75	$8,444.54	$8,055.33	$7,666.12	$7,276.91	$6,887.70	$6,498.49	$6,109.28	$5,720.07	$5,720.07	$5,330.86	$4,941.65	$4,552.44	$4,163.23	$3,774.02	$3,384.81	$2,995.60	$2,606.39	$2,217.18	
Revenues:																																
Service payments	0.00	18,630.07	34,279.42	34,357.18	34,398.23	34,399.50	34,420.27	34,000.00	34,000.00	0.00	0.00	0.00	0.00	0.00	0.00	0.00	0.00	0.00	0.00	0.00	0.00	0.00	0.00	0.00	0.00	0.00	0.00	0.00	0.00	0.00	0.00	258,484.67
Sale of fixed assets	0.00	0.00																														0.00
State grant	0.00	0.00	0.00	0.00	0.00	0.00	0.00	0.00	0.00	0.00	0.00	0.00	0.00	0.00	0.00	0.00	0.00	0.00	0.00	0.00	0.00	0.00	0.00	0.00	0.00	0.00	0.00	0.00	0.00	0.00	0.00	0.00
Refunds and Reimburseme	450,000.00	40,000.00																														490,000.00
Advances(1)	840,000.00	0.00	0.00	0.00	0.00	0.00	0.00	0.00	0.00	0.00	0.00	0.00	0.00	0.00	0.00	0.00	0.00	0.00	0.00	0.00	0.00	0.00	0.00	0.00	0.00	0.00	0.00	0.00	0.00	0.00	0.00	840,000.00
Total revenues	1,290,000.00	58,630.07	34,279.42	34,357.18	34,398.23	34,399.50	34,420.27	34,000.00	34,000.00	0.00	0.00	0.00	0.00	0.00	0.00	0.00	0.00	0.00	0.00	0.00	0.00	0.00	0.00	0.00	0.00	0.00	0.00	0.00	0.00	0.00	0.00	1,588,484.67
Expenditures:																																
County auditor fees	0.00	209.81	388.19	388.93	389.32	389.28	389.21	389.21	389.21	389.21	389.21	389.21	389.21	389.21	389.21	389.21	389.21	389.21	389.21	389.21	389.21	389.21	389.21	389.21	389.21	389.21	389.21	389.21	389.21	389.21	389.21	11,495.78
Land and Land Improvemer	0.00	0.00	0.00	0.00																												0.00
Professional services	0.00	0.00	0.00	0.00	0.00	0.00	0.00	0.00	0.00	0.00	0.00	0.00	0.00	0.00	0.00	0.00	0.00	0.00	0.00	0.00	0.00	0.00	0.00	0.00	0.00	0.00	0.00	0.00	0.00	0.00	0.00	0.00
Construction	1,239,872.28	105,677.85	0.00	0.00	0.00	0.00	0.00	0.00	0.00	0.00	0.00	0.00	0.00	0.00	0.00	0.00	0.00	0.00	0.00	0.00	0.00	0.00	0.00	0.00	0.00	0.00	0.00	0.00	0.00	0.00	0.00	1,345,550.13
Transfer(2)	0.00	0.00	0.00	0.00	0.00	0.00	0.00	0.00	0.00	0.00	0.00	0.00	0.00	0.00	0.00	0.00	0.00	0.00	0.00	0.00	0.00	0.00	0.00	0.00	0.00	0.00	0.00	0.00	0.00	0.00	0.00	0.00
Repayment of advances	0.00	0.00	0.00	30,000.00	30,000.00	0.00	60,000.00	30,000.00	80,000.00	0.00	0.00	0.00	0.00	0.00	0.00	0.00	0.00	0.00	0.00	0.00	0.00	0.00	0.00	0.00	0.00	0.00	0.00	0.00	0.00	0.00	0.00	230,000.00
Total expenditures	1,239,872.28	105,887.66	388.19	30,388.93	30,389.32	389.28	60,389.21	30,389.21	80,389.21	389.21	389.21	389.21	389.21	389.21	389.21	389.21	389.21	389.21	389.21	389.21	389.21	389.21	389.21	389.21	389.21	389.21	389.21	389.21	389.21	389.21	389.21	1,587,045.91
Ending balance	**$50,127.72**	**$2,870.13**	**$36,761.36**	**$40,729.61**	**$44,738.52**	**$78,748.74**	**$52,779.80**	**$56,390.59**	**$10,001.38**	**$9,612.17**	**$9,222.96**	**$8,833.75**	**$8,444.54**	**$8,055.33**	**$7,666.12**	**$7,276.91**	**$6,887.70**	**$6,498.49**	**$6,109.28**	**$5,720.07**	**$5,330.86**	**$5,330.86**	**$4,941.65**	**$4,552.44**	**$4,163.23**	**$3,774.02**	**$3,384.81**	**$2,995.60**	**$2,606.39**	**$2,217.18**	**$1,827.97**	

Bridge Street (457)
Projections for Future Service Payments
(TIF runs through tax year)

Description	2011	2012	2013	2014	2015	2016	2017	2018	2019	Total
Beginning balance	$0.00	$0.00	$240,084.41	$426,150.40	$1,624,679.25	$1,959,841.21	$2,712,099.48	$877,381.30	$91,492.65	
Revenues:										
Service payments	0.00	0.00	0.00	0.00	0.00	0.00	0.00	0.00	0.00	0.00
Sale of fixed assets	0.00	0.00	0.00	0.00	0.00	0.00	0.00	0.00	0.00	0.00
Bond Proceeds	0.00	0.00	4,435,000.00	0.00	0.00	0.00	0.00	0.00	0.00	4,435,000.00
State grant	0.00	0.00	0.00	0.00	0.00	0.00	0.00	0.00	0.00	0.00
Refunds and Reimbursements	0.00	0.00	40.00	118.00	118.00	0.00	0.00	0.00	0.00	276.00
Transfer (bond proceeds)	0.00	0.00	0.00	0.00	0.00	0.00	178,296.42	0.00	0.00	178,296.42
Miscellaneous	0.00	0.00	0.00	45.15	0.00	6,750.00	0.00	0.00	0.00	6,795.15
Advances(1)	0.00	3,775,000.00	6,600,000.00	14,500,000.00	7,275,000.00	5,000,000.00	1,750,000.00	2,250,000.00	400,000.00	44,060,000.00
Total revenues	0.00	3,775,000.00	11,035,040.00	14,500,163.15	7,275,118.00	5,006,750.00	1,928,296.42	2,250,000.00	400,000.00	48,680,367.57
Expenditures:										
County auditor fees	0.00	0.00	0.00	0.00	0.00	0.00	0.00	0.00	0.00	0.00
Contractual Obligations (DCS/Tolles Pa	0.00	0.00	0.00	1,536,965.00	1,536,965.00	1,536,965.00	1,536,965.00	0.00	0.00	6,147,860.00
Land and Land Improvements	0.00	3,534,915.59	5,737,217.64	8,785,359.96	2,165,653.36	(1,059,459.14)	19,999.00	250.00	0.00	19,183,936.41
Professional services	0.00	0.00	676,756.37	2,002,781.53	2,418,864.01	2,700,914.88	1,529,566.76	2,825,697.79	400,000.00	12,554,581.34
New Street Construction	0.00	0.00	0.00	0.00	561,585.55	792,713.30	14,408.84	118,165.86	0.00	1,486,873.55
Buildings & Structures	0.00	0.00	0.00	0.00	0.00	28,760.00	406,475.00	60,800.00	0.00	496,035.00
Transfer to Debt (2013/2014 Series)	0.00	0.00	0.00	241,527.81	256,888.12	254,597.69	0.00	0.00	0.00	2,795,233.62
Transfer to Debt JSPII	0.00	0.00	0.00	0.00	0.00	0.00	255,600.00	30,975.00	0.00	286,575.00
Transfer (bond proceeds)	0.00	0.00	0.00	735,000.00	0.00	0.00	0.00	0.00	0.00	735,000.00
Repayment of advances	0.00	0.00	4,435,000.00	0.00	0.00	0.00	0.00	0.00	0.00	4,435,000.00
Total expenditures	0.00	3,534,915.59	10,848,974.01	13,301,634.30	6,939,956.04	4,254,491.73	3,763,014.60	3,035,888.65	400,000.00	48,121,094.92
Ending balance	**$0.00**	**$240,084.41**	**$426,150.40**	**$1,624,679.25**	**$1,959,841.21**	**$2,712,099.48**	**$877,381.30**	**$91,492.65**	**$91,492.65**	

Vrable TIF (458)
Projections for Future Service Payments
(TIF runs through tax year)

Description	2014	2015	2016	2017	2018	2019	2020	2021	2022	2023	2024	2025	2026	2027
Beginning balance	$0.00	$1,126,340.50	$151,064.60	$1,470,633.07	$1,460,504.16	$1,410,504.16	$985,504.16	$785,504.16	$585,504.16	$385,504.16	$185,504.16	$86,610.16	$36,610.16	$69,965.16
Revenues:														
Service payments	0.00	0.00	450,360.45	456,953.00	450,000.00	450,000.00	450,000.00	450,000.00	450,000.00	450,000.00	450,000.00	450,000.00	450,000.00	450,000.00
Sale of fixed assets	0.00	0.00	0.00	0.00										
Bond Proceeds	0.00	0.00	0.00	0.00										
State grant	0.00	0.00	0.00	0.00										
Refunds and Reimbursements	0.00	0.00	301,452.34	38,090.00										
Transfer (bond proceeds)	0.00	0.00	0.00	0.00										
Transfer from Tuller TIF (Dale Dr. Reha	0.00	0.00	0.00	0.00				0.00						
Miscellaneous	0.00	0.00	0.00	0.00										
Advances(1)	2,300,000.00	239,000.00	2,025,000.00	0.00				0.00						
Total revenues	2,300,000.00	239,000.00	2,776,812.79	495,043.00	450,000.00	450,000.00	450,000.00	450,000.00	450,000.00	450,000.00	450,000.00	450,000.00	450,000.00	450,000.00
Expenditures:														
County auditor fees	0.00		1,817.95	5,171.91										
Contractual Obligations (DCS/Tolles Pa	0.00		0.00	0.00										
Land and Land Improvements			0.00	0.00										
Professional services	0.00			0.00		0.00								
Construction	1,173,659.50	1,214,275.90	1,455,426.37	0.00		225,000.00		0.00						
Transfer (Riverside Dr Realignment)	0.00	0.00	0.00	0.00	0.00	0.00	0.00	0.00	0.00	0.00	0.00			
Transfer (Bridge Park Roads/Garage Dr	0.00	0.00	0.00	0.00		150,000.00	150,000.00	150,000.00	150,000.00	150,000.00	148,894.00	100,000.00	152,645.00	157,795.00
Transfer (Riverside Dr/161 Roundabout Debt)						0.00	0.00	0.00	0.00	0.00	0.00	0.00	0.00	300,000.00
Repayment of advances			0.00	500,000.00	500,000.00	500,000.00	500,000.00	500,000.00	500,000.00	500,000.00	400,000.00	400,000.00	264,000.00	
Total expenditures	1,173,659.50	1,214,275.90	1,457,244.32	505,171.91	500,000.00	875,000.00	650,000.00	650,000.00	650,000.00	650,000.00	548,894.00	500,000.00	416,645.00	457,795.00
Ending balance	**$1,126,340.50**	**$151,064.60**	**$1,470,633.07**	**$1,460,504.16**	**$1,410,504.16**	**$985,504.16**	**$785,504.16**	**$585,504.16**	**$385,504.16**	**$185,504.16**	**$86,610.16**	**$36,610.16**	**$69,965.16**	**$62,170.16**

Description	2028	2029	2030	2031	2032	2033	2034	2035	2036	2037	2038	2039	2040	2041	2042	2043	Total
Beginning balance	$62,170.16	$57,850.16	$54,055.16	$59,135.16	$66,503.16	$74,131.16	$82,319.16	$85,109.16	$90,364.16	$550,364.16	$1,010,364.16	$1,470,364.16	$1,930,364.16	$2,390,364.16	$2,850,364.16	$3,310,364.16	
Revenues:																	
Service payments	450,000.00	450,000.00	450,000.00	460,000.00	460,000.00	460,000.00	460,000.00	460,000.00	460,000.00	460,000.00	460,000.00	460,000.00	460,000.00	460,000.00	460,000.00	460,000.00	12,737,313.45
Sale of fixed assets																	0.00
Bond Proceeds																	
State grant	0.00	0.00	0.00	0.00	0.00	0.00	0.00	0.00	0.00	0.00	0.00	0.00	0.00	0.00	0.00	0.00	0.00
Refunds and Reimbursements																	339,542.34
Transfer (bond proceeds)																	0.00
Transfer from Tuller TIF (Dale Dr. Reha																	
Miscellaneous																	0.00
Advances(1)	0.00	0.00	0.00	0.00	0.00	0.00	0.00	0.00	0.00	0.00	0.00	0.00	0.00	0.00	0.00	0.00	4,564,000.00
Total revenues	450,000.00	450,000.00	450,000.00	460,000.00	460,000.00	460,000.00	460,000.00	460,000.00	460,000.00	460,000.00	460,000.00	460,000.00	460,000.00	460,000.00	460,000.00	460,000.00	17,640,855.79
Expenditures:																	
County auditor fees															0.00	0.00	6,989.86
Contractual Obligations (DCS/Tolles Pa																	
Land and Land Improvements																	0.00
Professional services															0.00	0.00	0.00
Construction															0.00	0.00	4,068,361.77
Transfer (Riverside Dr Realignment)																	
Transfer (Bridge Park Roads/Garage Dr	154,320.00	153,795.00	144,920.00	152,632.00	152,372.00	151,812.00	157,210.00	154,745.00									
Transfer (Riverside Dr/161 Roundabout Debt)	300,000.00	300,000.00	300,000.00	300,000.00	300,000.00	300,000.00	300,000.00	300,000.00									
Repayment of advances															0.00	0.00	4,564,000.00
Total expenditures	454,320.00	453,795.00	444,920.00	452,632.00	452,372.00	451,812.00	457,210.00	454,745.00	0.00	0.00	0.00	0.00	0.00	0.00	0.00	0.00	8,639,351.63
Ending balance	**$57,850.16**	**$54,055.16**	**$59,135.16**	**$66,503.16**	**$74,131.16**	**$82,319.16**	**$85,109.16**	**$90,364.16**	**$550,364.16**	**$1,010,364.16**	**$1,470,364.16**	**$1,930,364.16**	**$2,390,364.16**	**$2,850,364.16**	**$3,310,364.16**	**$3,770,364.16**	

West Innovation TIF (459)
Projections for Future Service Payments
(TIF runs through tax year 2046)

Description	2014	2015	2016	2017	2018	2019	2020	2021	2022	2023	2024	2025	2026	2027	2028	2029	2030	2031	2032	2033	2034	2035	2036	2037	2038	2039	2040	2041	2042	2043	Total
Beginning balance	$0.00	$0.00	$829,788.20	$1,550,626.75	$941,956.74	$801,956.74	$496,956.74	$441,956.74	$386,956.74	$331,956.74	$276,956.74	$221,956.74	$166,956.74	$124,456.74	$419,456.74	$714,456.74	$1,009,456.74	$1,304,456.74	$1,599,456.74	$1,894,456.74	$2,189,456.74	$2,484,456.74	$2,779,456.74	$3,074,456.74	$3,369,456.74	$3,664,456.74	$3,959,456.74	$4,254,456.74	$4,549,456.74	$4,844,456.74		
Revenues:																															
Service payments	0.00	0.00	5,782.09	294,665.63	295,000.00	295,000.00	295,000.00	295,000.00	295,000.00	295,000.00	295,000.00	295,000.00	295,000.00	295,000.00	295,000.00	295,000.00	295,000.00	295,000.00	295,000.00	295,000.00	295,000.00	295,000.00	295,000.00	295,000.00	295,000.00	295,000.00	295,000.00	295,000.00	295,000.00	295,000.00	7,970,447.72
Sale of fixed assets	0.00	0.00	0.00	0.00																											0.00
Bond Proceeds	0.00	0.00	0.00	0.00																											
State grant	0.00	0.00	810,000.00	0.00											0.00	0.00	0.00	0.00	0.00	0.00	0.00	0.00	0.00	0.00	0.00	0.00	0.00	0.00	0.00	0.00	810,000.00
Refunds and Reimbursements	0.00	0.00	0.00	0.00																											0.00
Transfer (bond proceeds)	0.00	0.00	0.00	0.00																											0.00
Miscellaneous	0.00	0.00	0.00	0.00																											0.00
Advances(1)	0.00	2,450,000.00	937,500.00	0.00				0.00							0.00	0.00	0.00	0.00	0.00	0.00	0.00	0.00	0.00	0.00	0.00	0.00	0.00	0.00	0.00	0.00	3,387,500.00
Total revenues	0.00	2,450,000.00	1,753,282.09	294,665.63	295,000.00	295,000.00	295,000.00	295,000.00	295,000.00	295,000.00	295,000.00	295,000.00	295,000.00	295,000.00	295,000.00	295,000.00	295,000.00	295,000.00	295,000.00	295,000.00	295,000.00	295,000.00	295,000.00	295,000.00	295,000.00	295,000.00	295,000.00	295,000.00	295,000.00	295,000.00	12,167,947.72
Expenditures:																															
County auditor fees	0.00	0.00	65.54	3,335.64																									0.00	0.00	3,401.18
Land and Land Improvements	0.00	0.00		0.00																											0.00
Professional services	0.00	0.00		0.00	135,000.00	250,000.00		0.00																					0.00	0.00	385,000.00
Construction	0.00	1,620,211.80	1,032,378.00	600,000.00	0.00			0.00																					0.00	0.00	3,252,589.80
Transfer to Debt (2013/2014 Series)																													0.00	0.00	0.00
Transfer (bond proceeds)					0.00	0.00	0.00	0.00	0.00	0.00	0.00	0.00	0.00	0.00	0.00	0.00	0.00	0.00	0.00	0.00	0.00	0.00	0.00	0.00							
Repayment of advances				300,000.00	300,000.00	350,000.00	350,000.00	350,000.00	350,000.00	350,000.00	350,000.00	350,000.00	337,500.00						0.00	0.00	0.00	0.00	0.00	0.00	0.00	0.00	0.00	0.00	0.00	0.00	3,387,500.00
Total expenditures	0.00	1,620,211.80	1,032,443.54	903,335.64	435,000.00	600,000.00	350,000.00	350,000.00	350,000.00	350,000.00	350,000.00	350,000.00	337,500.00	0.00	0.00	0.00	0.00	0.00	0.00	0.00	0.00	0.00	0.00	0.00	0.00	0.00	0.00	0.00	0.00	0.00	7,028,490.98
Ending balance	**$0.00**	**$829,788.20**	**$1,550,626.75**	**$941,956.74**	**$801,956.74**	**$496,956.74**	**$441,956.74**	**$386,956.74**	**$331,956.74**	**$276,956.74**	**$221,956.74**	**$166,956.74**	**$124,456.74**	**$419,456.74**	**$714,456.74**	**$1,009,456.74**	**$1,304,456.74**	**$1,599,456.74**	**$1,894,456.74**	**$2,189,456.74**	**$2,484,456.74**	**$2,779,456.74**	**$3,074,456.74**	**$3,369,456.74**	**$3,664,456.74**	**$3,959,456.74**	**$4,254,456.74**	**$4,549,456.74**	**$4,844,456.74**	**$5,139,456.74**	

OU TIF (460)
Projections for Future Service Payments
(TIF runs through tax year)

Description	2014	2015	2016	2017	2018	2019	2020	2021	2022	2023	2024	2025	2026	2027	2028	2029	2030	2031	2032	2033	2034	2035	2036	2037	2038	2039	2040	2041	2042	2043	Total
Beginning balance	$0.00	$299,484.38	$14,100.59	$14,475.59	$13,843.84	$13,843.84	$13,843.84	$13,843.84	$13,843.84	$13,843.84	$13,843.84	$13,843.84	$13,843.84	$13,843.84	$13,843.84	$13,843.84	$13,843.84	$13,843.84	$13,843.84	$13,843.84	$13,843.84	$13,843.84	$13,843.84	$13,843.84	$13,843.84	$13,843.84	$13,843.84	$13,843.84	$13,843.84	$13,843.84	
Revenues:																															
Service payments	0.00	0.00	0.00	0.00	0.00	0.00	0.00	0.00	0.00	0.00	0.00	0.00	0.00	0.00	0.00	0.00	0.00	0.00	0.00	0.00	0.00	0.00	0.00	0.00	0.00	0.00	0.00	0.00	0.00	0.00	0.00
Sale of fixed assets	0.00	0.00	0.00	0.00	0.00																										0.00
Bond Proceeds	0.00	0.00	0.00	0.00	0.00																										
State grant	0.00	0.00	0.00	0.00	0.00										0.00	0.00	0.00	0.00	0.00	0.00	0.00	0.00	0.00	0.00	0.00	0.00	0.00	0.00	0.00	0.00	0.00
Refunds and Reimbursements	0.00	0.00	0.00	0.00	0.00																										0.00
Transfer (bond proceeds)	0.00	0.00	0.00	0.00	0.00																										0.00
Miscellaneous	0.00	0.00	0.00	0.00	0.00																										0.00
Advances(1)	1,010,000.00	1,000.00	168,000.00	0.00	600,000.00	0.00									0.00	0.00	0.00	0.00	0.00	0.00	0.00	0.00	0.00	0.00	0.00	0.00	0.00	0.00	0.00	0.00	1,779,000.00
Total revenues	1,010,000.00	1,000.00	168,000.00	0.00	600,000.00	0.00	0.00	0.00	0.00	0.00	0.00	0.00	0.00	0.00	0.00	0.00	0.00	0.00	0.00	0.00	0.00	0.00	0.00	0.00	0.00	0.00	0.00	0.00	0.00	0.00	1,779,000.00
Expenditures:																															
County auditor fees	0.00	0.00	0.00	0.00	0.00																								0.00	0.00	0.00
Contractual Obligations (DCS/Tolles Pa	0.00	0.00	0.00	0.00	0.00																										
Land and Land Improvements	59,875.00	0.00	167,125.00	0.00	0.00																										227,000.00
Professional services	121,700.00		500.00	0.00	600,000.00																								0.00	0.00	722,200.00
Construction	528,940.62	286,383.79	0.00	631.75	0.00	0.00																							0.00	0.00	815,956.16
Repayment of advances			0.00	0.00	0.00	0.00	0.00	0.00	0.00	0.00	0.00	0.00	0.00	0.00	0.00	0.00	0.00	0.00	0.00	0.00	0.00	0.00							0.00	0.00	0.00
Total expenditures	710,515.62	286,383.79	167,625.00	631.75	600,000.00	0.00	0.00	0.00	0.00	0.00	0.00	0.00	0.00	0.00	0.00	0.00	0.00	0.00	0.00	0.00	0.00	0.00	0.00	0.00	0.00	0.00	0.00	0.00	0.00	0.00	1,765,156.16
Ending balance	**$299,484.38**	**$14,100.59**	**$14,475.59**	**$13,843.84**	**$13,843.84**	**$13,843.84**	**$13,843.84**	**$13,843.84**	**$13,843.84**	**$13,843.84**	**$13,843.84**	**$13,843.84**	**$13,843.84**	**$13,843.84**	**$13,843.84**	**$13,843.84**	**$13,843.84**	**$13,843.84**	**$13,843.84**	**$13,843.84**	**$13,843.84**	**$13,843.84**	**$13,843.84**	**$13,843.84**	**$13,843.84**	**$13,843.84**	**$13,843.84**	**$13,843.84**	**$13,843.84**	**$13,843.84**	

Tuller TIF (461)
Projections for Future Service Payments
(TIF runs through tax year 2047)

Description	2014	2015	2016	2017	2018	***MSP Kicks In*** 2019	2020	2021	2022	2023	2024	2025	2026	2027	2028	2029	2030	2031	2032	2033	2034	2035	2036	2037	2038	2039	2040	2041	2042	2043	Total
Beginning balance	$0.00	$0.00	$2,262,409.57	$2,460,391.32	$1,169,776.52	$295,393.28	$328,110.97	$211,778.67	$96,696.36	$108,164.06	$116,481.75	$127,099.45	$134,517.14	$144,534.83	$153,202.53	$160,970.22	$168,287.92	$175,605.61	$168,155.61	$161,605.61	$156,405.61	$153,005.61	$146,855.61	$18,555.61	$132,555.61	$1,082,555.61	$2,032,555.61	$2,982,555.61	$3,932,555.61	$4,882,555.61	
Revenues:																															
Service payments - Phase I	0.00	0.00	0.00	0.00	0.00	965,217.69	965,217.69	965,217.69	965,217.69	965,217.69	965,217.69	965,217.69	965,217.69	965,217.69	965,217.69	965,217.69	965,217.69	950,000.00	950,000.00	950,000.00	950,000.00	950,000.00	950,000.00	950,000.00	950,000.00	950,000.00	950,000.00	950,000.00	950,000.00	950,000.00	23,932,612.33
Sale of fixed assets	0.00	0.00	0.00	0.00	0.00	0.00	0.00	0.00	0.00	0.00	0.00	0.00	0.00	0.00	0.00	0.00	0.00	0.00	0.00	0.00	0.00	0.00	0.00	0.00	0.00	0.00	0.00	0.00	0.00	0.00	0.00
Bond Proceeds	0.00	0.00	8,520,000.00	0.00	0.00	0.00	0.00	0.00	0.00	0.00	0.00	0.00	0.00	0.00	0.00	0.00	0.00	0.00	0.00	0.00	0.00	0.00	0.00	0.00	0.00	0.00	0.00	0.00	0.00	0.00	8,520,000.00
State grant	0.00	0.00	0.00	0.00	0.00	0.00	0.00	0.00	0.00	0.00	0.00	0.00	0.00	0.00	0.00	0.00	0.00	0.00	0.00	0.00	0.00	0.00	0.00	0.00	0.00	0.00	0.00	0.00	0.00	0.00	0.00
Refunds and Reimbursements	0.00	0.00	0.00	435,842.00	0.00	0.00	0.00	0.00	0.00	0.00	0.00	0.00	0.00	0.00	0.00	0.00	0.00	0.00	0.00	0.00	0.00	0.00	0.00	0.00	0.00	0.00	0.00	0.00	0.00	0.00	435,842.00
Transfer (bond proceeds)	0.00	0.00	0.00	0.00	0.00	0.00	0.00	0.00	0.00	0.00	0.00	0.00	0.00	0.00	0.00	0.00	0.00	0.00	0.00	0.00	0.00	0.00	0.00	0.00	0.00	0.00	0.00	0.00	0.00	0.00	0.00
Miscellaneous	0.00	0.00	0.00	0.00	0.00	0.00	0.00	0.00	0.00	0.00	0.00	0.00	0.00	0.00	0.00	0.00	0.00	0.00	0.00	0.00	0.00	0.00	0.00	0.00	0.00	0.00	0.00	0.00	0.00	0.00	0.00
Advances(1)	0.00	2,600,000.00	5,700,000.00	1,886,000.00	200,000.00	200,000.00									0.00	0.00	0.00	0.00	0.00	0.00	0.00	0.00	0.00	0.00	0.00	0.00	0.00	0.00	0.00	0.00	10,586,000.00
Total revenues	0.00	2,600,000.00	14,220,000.00	2,321,842.00	200,000.00	1,165,217.69	965,217.69	965,217.69	965,217.69	965,217.69	965,217.69	965,217.69	965,217.69	965,217.69	965,217.69	965,217.69	965,217.69	950,000.00	950,000.00	950,000.00	950,000.00	950,000.00	950,000.00	950,000.00	950,000.00	950,000.00	950,000.00	950,000.00	950,000.00	950,000.00	43,474,454.33
Expenditures:																															
County auditor fees	0.00	0.00	0.00	0.00	0.00	0.00	0.00	0.00	0.00	0.00	0.00	0.00	0.00	0.00	0.00	0.00	0.00	0.00	0.00	0.00	0.00	0.00	0.00	0.00	0.00	0.00	0.00	0.00	0.00	0.00	0.00
Contractual Obligations (DCS/Tolles P	0.00	0.00	0.00	0.00	0.00	0.00	0.00	0.00	0.00	0.00	0.00	0.00	0.00	0.00	0.00	0.00	0.00	0.00	0.00	0.00	0.00	0.00	0.00	0.00	0.00	0.00	0.00	0.00	0.00	0.00	0.00
Land and Land Improvements	0.00	0	0.00	0.00	37,158.00	0.00	0.00	0.00	0.00	0.00	0.00	0.00	0.00	0.00	0.00	0.00	0.00	0.00	0.00	0.00	0.00	0.00	0.00	0.00	0.00	0.00	0.00	0.00	0.00	0.00	37,158.00
Professional services	0.00	329,767.28	3,363,100.97	28,732.69	11,084.30	0.00	0.00	0.00	0.00	0.00	0.00	0.00	0.00	0.00	0.00	0.00	0.00	0.00	0.00	0.00	0.00	0.00	0.00	0.00	0.00	0.00	0.00	0.00	0.00	0.00	3,732,685.24
Construction	0.00	7,823.15	2,708,917.28	3,238,724.11	666,180.94	0.00	0.00	0.00	0.00	0.00	0.00	0.00	0.00	0.00	0.00	0.00	0.00	0.00	0.00	0.00	0.00	0.00	0.00	0.00	0.00	0.00	0.00	0.00	0.00	0.00	6,621,645.48
Transfer (Debt JSP Phase II)		0.00		345,000.00	359,960.00	632,500.00	631,550.00	630,300.00	628,750.00	631,900.00	629,600.00	632,800.00	630,200.00	631,550.00	632,450.00	632,900.00	632,900.00	632,450.00	631,550.00	630,200.00	628,400.00	631,150.00	628,300.00	0.00	0.00	0.00	0.00	0.00	0.00	0.00	12,064,410.00
Transfer (Bridge Park Roads/Garage D	0.00	0.00	0.00	0.00	0.00	150,000.00	150,000.00	150,000.00	325,000.00	325,000.00	325,000.00	325,000.00	325,000.00	325,000.00	325,000.00	325,000.00	325,000.00	325,000.00	325,000.00	325,000.00	325,000.00	325,000.00	0.00	0.00	0.00	0.00	0.00	0.00	0.00	0.00	5,000,000.00
Repayment of advances			7,950,000.00	0.00		350,000.00	300,000.00	300,000.00	0.00	0.00	0.00	0.00	0.00	0.00	0.00	0.00	0.00	0.00	0.00	0.00	0.00	0.00	450,000.00	836,000.00	0.00	0.00	0.00	0.00	0.00	0.00	10,186,000.00
Total expenditures	0.00	337,590.43	14,022,018.25	3,612,456.80	1,074,383.24	1,132,500.00	1,081,550.00	1,080,300.00	953,750.00	956,900.00	954,600.00	957,800.00	955,200.00	956,550.00	957,450.00	957,900.00	957,900.00	957,450.00	956,550.00	955,200.00	953,400.00	956,150.00	1,078,300.00	836,000.00	0.00	0.00	0.00	0.00	0.00	0.00	37,641,898.72
Ending balance	**$0.00**	**$2,262,409.57**	**$2,460,391.32**	**$1,169,776.52**	**$295,393.28**	**$328,110.97**	**$211,778.67**	**$96,696.36**	**$108,164.06**	**$116,481.75**	**$127,099.45**	**$134,517.14**	**$144,534.83**	**$153,202.53**	**$160,970.22**	**$168,287.92**	**$175,605.61**	**$168,155.61**	**$161,605.61**	**$156,405.61**	**$153,005.61**	**$146,855.61**	**$18,555.61**	**$132,555.61**	**$1,082,555.61**	**$2,032,555.61**	**$2,982,555.61**	**$3,932,555.61**	**$4,882,555.61**	**$5,832,555.61**	

Nestle TIF (462)
Projections for Future Service Payments
(TIF runs through tax year 2043)

Description	2015	2016	2017	2018	2019	2020	2021	2022	2023	2024	2025	2026	2027	2028	2029	2030	2031	2032	2033	2034	2035	2036	2037	2038	2039	2040	2041	2042	2043	Total
Beginning balance	$0.00	$22,702.88	$62,243.63	$102,509.81	$141,009.81	$179,009.81	$217,009.81	$255,009.81	$293,009.81	$331,009.81	$369,009.81	$407,009.81	$445,009.81	$483,009.81	$521,009.81	$559,009.81	$597,009.81	$635,009.81	$673,009.81	$711,009.81	$749,009.81	$787,009.81	$825,009.81	$863,009.81	$901,009.81	$939,009.81	$977,009.81	$1,015,009.81	$1,053,009.81	
Revenues:																														
Service payments	22,963.29	39,379.96	39,403.72	38,000.00	38,000.00	38,000.00	38,000.00	38,000.00	38,000.00	38,000.00	38,000.00	38,000.00	38,000.00	38,000.00	38,000.00	38,000.00	38,000.00	38,000.00	38,000.00	38,000.00	38,000.00	38,000.00	38,000.00	38,000.00	38,000.00	38,000.00	38,000.00	38,000.00	38,000.00	1,089,746.97
Sale of fixed assets	0.00	0.00	0.00																											0.00
Bond Proceeds	0.00	0.00	0.00																											
State grant	0.00	0.00	0.00											0.00	0.00	0.00	0.00	0.00	0.00	0.00	0.00	0.00	0.00	0.00	0.00	0.00	0.00	0.00	0.00	0.00
Refunds and Reimbursements	0.00	0.00	0.00																											0.00
Transfer (bond proceeds)	0.00	0.00	0.00																											0.00
Interest Income	0.00	606.81	1,308.44	500.00																										2,415.25
Advances(1)	0.00	0.00	0.00		0.00									0.00	0.00	0.00	0.00	0.00	0.00	0.00	0.00	0.00	0.00	0.00	0.00	0.00	0.00	0.00	0.00	0.00
Total revenues	22,963.29	39,986.77	40,712.16	38,500.00	38,000.00	38,000.00	38,000.00	38,000.00	38,000.00	38,000.00	38,000.00	38,000.00	38,000.00	38,000.00	38,000.00	38,000.00	38,000.00	38,000.00	38,000.00	38,000.00	38,000.00	38,000.00	38,000.00	38,000.00	38,000.00	38,000.00	38,000.00	38,000.00	38,000.00	1,092,162.22
Expenditures:																														
County auditor fees	260.41	446.02	445.98																									0.00	0.00	1,152.41
Land and Land Improvements	0.00	0.00	0.00																											0.00
Professional services	0.00	0.00	0.00		0.00																							0.00	0.00	0.00
Construction	0.00	0.00	0.00																									0.00	0.00	0.00
Transfer to Debt (2013/2014 Series)	0.00	0.00	0.00																									0.00	0.00	0.00
Transfer (bond proceeds)	0.00	0.00	0.00																											
Repayment of advances	0.00	0.00	0.00																									0.00	0.00	0.00
Total expenditures	260.41	446.02	445.98	0.00	0.00	0.00	0.00	0.00	0.00	0.00	0.00	0.00	0.00	0.00	0.00	0.00	0.00	0.00	0.00	0.00	0.00	0.00	0.00	0.00	0.00	0.00	0.00	0.00	0.00	1,152.41
Ending balance	**$22,702.88**	**$62,243.63**	**$102,509.81**	**$141,009.81**	**$179,009.81**	**$217,009.81**	**$255,009.81**	**$293,009.81**	**$331,009.81**	**$369,009.81**	**$407,009.81**	**$445,009.81**	**$483,009.81**	**$521,009.81**	**$559,009.81**	**$597,009.81**	**$635,009.81**	**$673,009.81**	**$711,009.81**	**$749,009.81**	**$787,009.81**	**$825,009.81**	**$863,009.81**	**$901,009.81**	**$939,009.81**	**$977,009.81**	**$1,015,009.81**	**$1,053,009.81**	**$1,091,009.81**	

8/18/2018

Innovation TIF (464)
Projections for Future Service Payments
(TIF runs through tax year 2045)

Description	2015	2016	2017	2018	2019	2020	2021	2022	2023	2024	2025	2026	2027	2028	2029	2030	2031	2032	2033	2034	2035	2036	2037	2038	2039	2040	2041	2042	2043	Total
Beginning balance	$0.00	$0.00	$3.88	$83,128.06	$142,328.06	$51,528.06	$50,728.06	$9,928.06	$69,128.06	$128,328.06	$187,528.06	$246,728.06	$305,928.06	$365,128.06	$424,328.06	$483,528.06	$542,728.06	$601,928.06	$661,128.06	$720,328.06	$779,528.06	$838,728.06	$897,928.06	$957,128.06	$1,016,328.06	$1,075,528.06	$1,134,728.06	$1,193,928.06	$1,253,128.06	
Revenues:																														
Service payments	0.00	3.92	84,076.67	60,000.00	60,000.00	60,000.00	60,000.00	60,000.00	60,000.00	60,000.00	60,000.00	60,000.00	60,000.00	60,000.00	60,000.00	60,000.00	60,000.00	60,000.00	60,000.00	60,000.00	60,000.00	60,000.00	60,000.00	60,000.00	60,000.00	60,000.00	60,000.00	60,000.00	60,000.00	1,644,080.59
Sale of fixed assets	0.00	0.00	0.00																											0.00
Bond Proceeds	0.00	0.00	0.00																											
State grant	0.00	0.00	0.00											0.00	0.00	0.00	0.00	0.00	0.00	0.00	0.00	0.00	0.00	0.00	0.00	0.00	0.00	0.00	0.00	0.00
Refunds and Reimbursements	0.00	0.00	0.00																											0.00
Transfer (bond proceeds)	0.00	0.00	0.00																											0.00
Miscellaneous	0.00	0.00	0.00																											0.00
Advances(1)	0.00	0.00	0.00		0.00									0.00	0.00	0.00	0.00	0.00	0.00	0.00	0.00	0.00	0.00	0.00	0.00	0.00	0.00	0.00	0.00	0.00
Total revenues	0.00	3.92	84,076.67	60,000.00	60,000.00	60,000.00	60,000.00	60,000.00	60,000.00	60,000.00	60,000.00	60,000.00	60,000.00	60,000.00	60,000.00	60,000.00	60,000.00	60,000.00	60,000.00	60,000.00	60,000.00	60,000.00	60,000.00	60,000.00	60,000.00	60,000.00	60,000.00	60,000.00	60,000.00	1,644,080.59
Expenditures:																														
County auditor fees	0.00	0.04	952.49	800.00	800.00	800.00	800.00	800.00	800.00	800.00	800.00	800.00	800.00	800.00	800.00	800.00	800.00	800.00	800.00	800.00	800.00	800.00	800.00	800.00	800.00	800.00	800.00	800.00	800.00	21,752.53
Land and Land Improvements	0.00	0.00	0.00	0.00	0.00	60,000.00	0.00	0.00	0.00	0.00	0.00	0.00	0.00																	60,000.00
Professional services	0.00	0.00	0.00	0.00	150,000.00	0.00	0.00	0.00	0.00	0.00	0.00	0.00	0.00															0.00	0.00	150,000.00
Construction	0.00	0.00	0.00	0.00	0.00	0.00	100,000.00	0.00	0.00	0.00	0.00	0.00	0.00															0.00	0.00	100,000.00
Transfer to Debt (2013/2014 Series)	0.00	0.00	0.00	0.00	0.00	0.00	0.00	0.00	0.00	0.00	0.00	0.00	0.00															0.00	0.00	0.00
Transfer (bond proceeds)	0.00	0.00	0.00	0.00	0.00	0.00	0.00	0.00	0.00	0.00	0.00	0.00	0.00																	
Repayment of advances	0.00	0.00	0.00	0.00	0.00	0.00	0.00	0.00	0.00	0.00	0.00	0.00	0.00															0.00	0.00	0.00
Total expenditures	0.00	0.04	952.49	800.00	150,800.00	60,800.00	100,800.00	800.00	800.00	800.00	800.00	800.00	800.00	800.00	800.00	800.00	800.00	800.00	800.00	800.00	800.00	800.00	800.00	800.00	800.00	800.00	800.00	800.00	800.00	331,752.53
Ending balance	**$0.00**	**$3.88**	**$83,128.06**	**$142,328.06**	**$51,528.06**	**$50,728.06**	**$9,928.06**	**$69,128.06**	**$128,328.06**	**$187,528.06**	**$246,728.06**	**$305,928.06**	**$365,128.06**	**$424,328.06**	**$483,528.06**	**$542,728.06**	**$601,928.06**	**$661,128.06**	**$720,328.06**	**$779,528.06**	**$838,728.06**	**$897,928.06**	**$957,128.06**	**$1,016,328.06**	**$1,075,528.06**	**$1,134,728.06**	**$1,193,928.06**	**$1,253,128.06**	**$1,312,328.06**	

8/18/2018

Per building department, value of Expedient Data Center is $6,685,368 (June 2015)

Bridge Park TIF (463)
Projections for Future Service Payments
(TIF runs through tax year)

Description	2015	2016	2017	2018	2019	2020	2021	2022	2023	2024	2025	2026	2027	2028	2029	2030	2031	2032	2033	2034	2035	2036	2037	2038	2039	2040	2041	2042	2043	2044	Total
Beginning balance	$0.00	$3,500,000.00	$3,284,860.00	$1,794,672.50	$1,150,262.98	$1,321,501.46	$1,491,539.94	$1,660,578.42	$1,831,116.90	$2,000,155.38	$2,173,943.86	$2,343,482.34	$2,515,270.82	$2,422,796.00	$2,430,143.78	$2,437,902.86	$2,511,691.34	$2,582,079.82	$2,655,268.30	$2,729,456.78	$2,799,126.52	$2,319,381.26	$1,182,176.00	$43,620.74	($92,934.52)	$271,010.22	$637,411.22	$1,003,262.22	$1,003,262.22	$1,368,363.22	53,371,402.58
Revenues:																															
Service payments - Block B	0.00	0.00	0.00	0.00	0.00	0.00	0.00	0.00	0.00	0.00	0.00	0.00	0.00	0.00	0.00	0.00	0.00	0.00	0.00	0.00	0.00	0.00	0.00	0.00	0.00	0.00	0.00	0.00	0.00	0.00	0.00
Service payments - Block C	0.00	0.00	0.00	0.00	0.00	0.00	0.00	0.00	0.00	0.00	0.00	0.00	0.00	0.00	0.00	0.00	0.00	0.00	0.00	0.00	0.00	0.00	0.00	0.00	0.00	0.00	0.00	0.00	0.00	0.00	
Sale of fixed assets	0.00	0.00	0.00	0.00	0.00	0.00	0.00	0.00	0.00	0.00	0.00	0.00	0.00	0.00	0.00	0.00	0.00	0.00	0.00	0.00	0.00	0.00	0.00	0.00	0.00	0.00	0.00	0.00	0.00	0.00	0.00
Bond Proceeds	0.00	0.00	0.00	0.00	0.00	0.00	0.00	0.00	0.00	0.00	0.00	0.00	0.00	0.00	0.00	0.00	0.00	0.00	0.00	0.00	0.00	0.00	0.00	0.00	0.00	0.00	0.00	0.00	0.00	0.00	0.00
State grant	0.00	0.00	0.00	0.00	0.00	0.00	0.00	0.00	0.00	0.00	0.00	0.00	0.00	0.00	0.00	0.00	0.00	0.00	0.00	0.00	0.00	0.00	0.00	0.00	0.00	0.00	0.00	0.00	0.00	0.00	0.00
Refunds and Reimbursements	0.00	0.00	0.00	0.00	0.00	0.00	0.00	0.00	0.00	0.00	0.00	0.00	0.00	0.00	0.00	0.00	0.00	0.00	0.00	0.00	0.00	0.00	0.00	0.00	0.00	0.00	0.00	0.00	0.00	0.00	0.00
Transfer (bond proceeds)	0.00	0.00	0.00	0.00	0.00	0.00	0.00	0.00	0.00	0.00	0.00	0.00	0.00	0.00	0.00	0.00	0.00	0.00	0.00	0.00	0.00	0.00	0.00	0.00	0.00	0.00	0.00	0.00	0.00	0.00	0.00
Miscellaneous	0.00	0.00	0.00	0.00	0.00	0.00	0.00	0.00	0.00	0.00	0.00	0.00	0.00	0.00	0.00	0.00	0.00	0.00	0.00	0.00	0.00	0.00	0.00	0.00	0.00	0.00	0.00	0.00	0.00	0.00	0.00
MSP per Bridge Park Development Agr	0.00	0.00	0.00	1,887,978.00	2,432,351.00	2,432,351.00	2,432,351.00	2,432,351.00	2,432,351.00	2,432,351.00	2,432,351.00	2,432,351.00	2,432,351.00	2,432,351.00	2,432,351.00	2,432,351.00	2,432,351.00	2,432,351.00	2,432,351.00	2,432,351.00	2,432,351.00	2,432,351.00	2,432,351.00	2,432,351.00	2,432,351.00	2,432,351.00	2,432,351.00	2,432,351.00	2,432,351.00	2,432,351.00	65,129,104.00
Advances(1)	3,500,000.00	0.00	0.00	0.00	0.00	0.00	0.00	0.00	0.00	0.00	0.00	0.00	0.00	0.00	0.00	0.00	0.00	0.00	0.00	0.00	0.00	0.00	0.00	0.00	0.00	0.00	0.00	0.00	0.00	0.00	3,500,000.00
Total revenues	3,500,000.00	0.00	0.00	1,887,978.00	2,432,351.00	2,432,351.00	2,432,351.00	2,432,351.00	2,432,351.00	2,432,351.00	2,432,351.00	2,432,351.00	2,432,351.00	2,432,351.00	2,432,351.00	2,432,351.00	2,432,351.00	2,432,351.00	2,432,351.00	2,432,351.00	2,432,351.00	2,432,351.00	2,432,351.00	2,432,351.00	2,432,351.00	2,432,351.00	2,432,351.00	2,432,351.00	2,432,351.00	2,432,351.00	68,629,104.00
Expenditures:																															
County auditor fees	0.00	0.00	0.00	0.00	0.00	0.00	0.00	0.00	0.00	0.00	0.00	0.00	0.00	0.00	0.00	0.00	0.00	0.00	0.00	0.00	0.00	0.00	0.00	0.00	0.00	0.00	0.00	0.00	0.00	0.00	0.00
Contractual Obligations (DCS/Tolles Pa	0.00	0.00	0.00	0.00	0.00	0.00	0.00	0.00	0.00	0.00	0.00	0.00	0.00	0.00	0.00	0.00	0.00	0.00	0.00	0.00	0.00	0.00	0.00	0.00	0.00	0.00	0.00	0.00	0.00	0.00	0.00
Land and Land Improvements	0.00	0.00	0.00	0.00	0.00	0.00	0.00	0.00	0.00	0.00	0.00	0.00	0.00	0.00	0.00	0.00	0.00	0.00	0.00	0.00	0.00	0.00	0.00	0.00	0.00	0.00	0.00	0.00	0.00	0.00	0.00
Professional services	0.00	0.00	0.00	0.00	0.00	0.00	0.00	0.00	0.00	0.00	0.00	0.00	0.00	0.00	0.00	0.00	0.00	0.00	0.00	0.00	0.00	0.00	0.00	0.00	0.00	0.00	0.00	0.00	0.00	0.00	0.00
Construction	0.00	0.00	0.00	0.00	0.00	0.00	0.00	0.00	0.00	0.00	0.00	0.00	0.00	0.00	0.00	0.00	0.00	0.00	0.00	0.00	0.00	0.00	0.00	0.00	0.00	0.00	0.00	0.00	0.00	0.00	0.00
Transfer to Debt (2016 Series)[1,2SP2]	0.00	215,140.00	0.00	0.00	0.00	0.00	0.00	0.00	0.00	0.00	0.00	0.00	262,763.30	261,940.70	261,529.40													0.00	0.00	0.00	1,001,373.40
Bridge Park Street Network	0.00	0.00	486,843.50	841,481.26	842,881.26	844,081.26	845,081.26	843,581.26	845,081.26	840,331.26	844,581.26	842,331.26	843,831.26	844,831.26	844,831.26	840,331.26	843,731.26	840,931.26	839,931.26	844,450.00	843,525.00										15,662,668.66
Bridge Park Parking Structor Tax Exem	0.00	0.00	330,669.00	718,231.26	718,231.26	718,231.26	718,231.26	718,231.26	718,231.26	718,231.26	718,231.26	718,231.26	718,231.26	718,231.26	718,231.26	718,231.26	718,231.26	718,231.26	718,231.26	718,231.26	1,823,231.26	2,069,556.26	2,070,906.26	2,068,906.26	2,068,406.26	2,065,950.00	2,066,500.00	2,066,500.00	2,067,250.00	2,068,500.00	32,976,306.72
Bridge Park Parking Structor Taxable	0.00	0.00	672,675.00	972,675.00	700,000.00	700,000.00	700,000.00	700,000.00	700,000.00	700,000.00	700,000.00	700,000.00	700,000.00	600,000.00	600,000.00	800,000.00	800,000.00	800,000.00	800,000.00	800,000.00	245,340.00										13,390,690.00
Repayment of advances	0.00	0.00																				1,500,000.00	1,500,000.00	500,000.00	0.00	0.00	0.00	0.00	0.00		3,500,000.00
Total expenditures	0.00	215,140.00	1,490,187.50	2,532,387.52	2,261,112.52	2,262,312.52	2,263,312.52	2,261,812.52	2,263,312.52	2,258,562.52	2,262,812.52	2,260,562.52	2,524,825.82	2,425,003.22	2,424,591.92	2,358,562.52	2,361,962.52	2,359,162.52	2,358,162.52	2,362,681.26	2,912,096.26	3,569,556.26	3,570,906.26	2,568,906.26	2,068,406.26	2,065,950.00	2,066,500.00	2,066,500.00	2,067,250.00	2,068,500.00	66,531,038.78
Ending balance	**$3,500,000.00**	**$3,284,860.00**	**$1,794,672.50**	**$1,150,262.98**	**$1,321,501.46**	**$1,491,539.94**	**$1,660,578.42**	**$1,831,116.90**	**$2,000,155.38**	**$2,173,943.86**	**$2,343,482.34**	**$2,515,270.82**	**$2,422,796.00**	**$2,430,143.78**	**$2,437,902.86**	**$2,511,691.34**	**$2,582,079.82**	**$2,655,268.30**	**$2,729,456.78**	**$2,799,126.52**	**$2,319,381.26**	**$1,182,176.00**	**$43,620.74**	**($92,934.52)**	**$271,010.22**	**$637,411.22**	**$1,003,262.22**	**$1,369,113.22**	**$1,368,363.22**	**$1,732,214.22**	

Riviera TIF (465)
Projections for Future Service Payments
(TIF runs through tax year)

Description	2014	2015	2016	2017	2018	2019	2020	2021	2022	2023	2024	2025	2026	2027	2028	2029	2030	2031	2032	2033	2034	2035	2036	2037	2038	2039	2040	2041	2042	2043	Total
Beginning balance	$0.00	$0.00	$0.00	$9,000.00	$634.00	$270,634.00	$270,634.00	$270,634.00	$270,634.00	$270,634.00	$270,634.00	$270,634.00	$270,634.00	$254,434.00	$524,434.00	$794,434.00	$1,064,434.00	$1,334,434.00	$1,334,434.00	$1,334,434.00	$1,334,434.00	$1,334,434.00	$1,334,434.00	$1,334,434.00	$1,334,434.00	$1,334,434.00	$1,334,434.00	$1,334,434.00	$1,334,434.00	$1,334,434.00	
Revenues:																															
Service payments - Phase I	0.00	0.00	0.00	0.00	270,000.00	270,000.00	270,000.00	270,000.00	270,000.00	270,000.00	270,000.00	270,000.00	270,000.00	270,000.00	270,000.00	270,000.00	270,000.00	0.00	0.00	0.00	0.00	0.00	0.00	0.00	0.00	0.00	0.00	0.00	0.00	0.00	3,510,000.00
Sale of fixed assets	0.00	0.00	0.00	0.00																											0.00
Bond Proceeds	0.00	0.00	0.00	0.00																											
State grant	0.00	0.00	0.00	0.00											0.00	0.00	0.00	0.00	0.00	0.00	0.00	0.00	0.00	0.00	0.00	0.00	0.00	0.00	0.00	0.00	0.00
Refunds and Reimbursements	0.00	0.00	0.00	0.00																											0.00
Transfer (bond proceeds)	0.00	0.00	0.00	0.00																											0.00
Miscellaneous	0.00	0.00	0.00	0.00																											0.00
Advances(1)	0.00	0.00	9,000.00	17,200.00	2,150,000.00										0.00	0.00	0.00	0.00	0.00	0.00	0.00	0.00	0.00	0.00	0.00	0.00	0.00	0.00	0.00	0.00	2,176,200.00
Total revenues	0.00	0.00	9,000.00	17,200.00	2,420,000.00	270,000.00	270,000.00	270,000.00	270,000.00	270,000.00	270,000.00	270,000.00	270,000.00	270,000.00	270,000.00	270,000.00	270,000.00	0.00	0.00	0.00	0.00	0.00	0.00	0.00	0.00	0.00	0.00	0.00	0.00	0.00	5,686,200.00
Expenditures:																															
County auditor fees	0.00	0.00	0.00	0.00																									0.00	0.00	0.00
Land and Land Improvements	0.00	0.00	0.00	0.00																											0.00
Professional services	0.00	0.00	0.00	25,566.00																									0.00	0.00	25,566.00
Construction	0.00	0.00	0.00	0.00	2,150,000.00																								0.00	0.00	2,150,000.00
Transfer (Debt on JSP Phase II)	0.00	0.00	0.00	0.00																											
Repayment of Advance	0.00	0.00	0.00	0		$270,000.00	$270,000.00	$270,000.00	$270,000.00	$270,000.00	$270,000.00	$270,000.00	$286,200.00																		
Total expenditures	0.00	0.00	0.00	25,566.00	2,150,000.00	270,000.00	270,000.00	270,000.00	270,000.00	270,000.00	270,000.00	270,000.00	286,200.00	0.00	0.00	0.00	0.00	0.00	0.00	0.00	0.00	0.00	0.00	0.00	0.00	0.00	0.00	0.00	0.00	0.00	2,175,566.00
Ending balance	**$0.00**	**$0.00**	**$9,000.00**	**$634.00**	**$270,634.00**	**$270,634.00**	**$270,634.00**	**$270,634.00**	**$270,634.00**	**$270,634.00**	**$270,634.00**	**$270,634.00**	**$254,434.00**	**$524,434.00**	**$794,434.00**	**$1,064,434.00**	**$1,334,434.00**	**$1,334,434.00**	**$1,334,434.00**	**$1,334,434.00**	**$1,334,434.00**	**$1,334,434.00**	**$1,334,434.00**	**$1,334,434.00**	**$1,334,434.00**	**$1,334,434.00**	**$1,334,434.00**	**$1,334,434.00**	**$1,334,434.00**	**$1,334,434.00**	

8/18/2018

H2 Hotel TIF (4XX)
Projections for Future Service Payments
(TIF runs through tax year)

Description	2015	2016	2017	2018	2019	2020	2021	2022	2023	2024	2025	2026	2027	2028	2029	2030	2031	2032	2033	2034	2035	2036	2037	2038	2039	2040	2041	2042	2043	2044	2045	2046	2047	2048	Total
Beginning balance	$0.00	$0.00	$0.00	$0.00	$0.00	$0.00	$0.00	$0.00	$0.00	$0.00	$0.00	$0.00	$0.00	$0.00	$0.00	$0.00	$0.00	$0.00	$0.00	$0.00	$0.00	$0.00	$0.00	$0.00	$0.00	$150,000.00	$300,000.00	$450,000.00	$450,000.00	$600,000.00	$750,000.00	$900,000.00	$1,050,000.00	$750,000.00	1,950,000.00
Revenues:																																			
Service payments	0.00	0.00	0.00	0.00	150,000.00	150,000.00	150,000.00	150,000.00	150,000.00	150,000.00	150,000.00	150,000.00	150,000.00	150,000.00	150,000.00	150,000.00	150,000.00	150,000.00	150,000.00	150,000.00	150,000.00	150,000.00	150,000.00	150,000.00	150,000.00	150,000.00	150,000.00	150,000.00	150,000.00	150,000.00	150,000.00	150,000.00	150,000.00	150,000.00	3,900,000.00
Bond Proceeds	0.00	0.00	0.00	0.00	0.00	0.00	0.00	0.00	0.00	0.00	0.00	0.00	0.00	0.00	0.00	0.00	0.00	0.00	0.00	0.00	0.00	0.00	0.00	0.00	0.00	0.00	0.00	0.00	0.00	0.00	0.00	0.00	0.00	0.00	0.00
State grant	0.00	0.00	0.00	0.00	0.00	0.00	0.00	0.00	0.00	0.00	0.00	0.00	0.00	0.00	0.00	0.00	0.00	0.00	0.00	0.00	0.00	0.00	0.00	0.00	0.00	0.00	0.00	0.00	0.00	0.00	0.00	0.00	0.00	0.00	0.00
Refunds and Reimbursements	0.00	0.00	0.00	0.00	0.00	0.00	0.00	0.00	0.00	0.00	0.00	0.00	0.00	0.00	0.00	0.00	0.00	0.00	0.00	0.00	0.00	0.00	0.00	0.00	0.00	0.00	0.00	0.00	0.00	0.00	0.00	0.00	0.00	0.00	0.00
Transfer (bond proceeds)	0.00	0.00	0.00	0.00	0.00	0.00	0.00	0.00	0.00	0.00	0.00	0.00	0.00	0.00	0.00	0.00	0.00	0.00	0.00	0.00	0.00	0.00	0.00	0.00	0.00	0.00	0.00	0.00	0.00	0.00	0.00	0.00	0.00	0.00	0.00
Miscellaneous	0.00	0.00	0.00	0.00	0.00	0.00	0.00	0.00	0.00	0.00	0.00	0.00	0.00	0.00	0.00	0.00	0.00	0.00	0.00	0.00	0.00	0.00	0.00	0.00	0.00	0.00	0.00	0.00	0.00	0.00	0.00	0.00	0.00	0.00	0.00
Advances(1)	0.00	0.00	0.00	0.00	0.00	0.00	0.00	0.00	0.00	0.00	0.00	0.00	0.00	0.00	0.00	0.00	0.00	0.00	0.00	0.00	0.00	0.00	0.00	0.00	0.00	0.00	0.00	0.00	0.00	0.00	0.00	0.00	0.00	0.00	0.00
Total revenues	0.00	0.00	0.00	0.00	150,000.00	150,000.00	150,000.00	150,000.00	150,000.00	150,000.00	150,000.00	150,000.00	150,000.00	150,000.00	150,000.00	150,000.00	150,000.00	150,000.00	150,000.00	150,000.00	150,000.00	150,000.00	150,000.00	150,000.00	150,000.00	150,000.00	150,000.00	150,000.00	150,000.00	150,000.00	150,000.00	150,000.00	150,000.00	150,000.00	3,900,000.00
Expenditures:																																			
County auditor fees	0.00	0.00	0.00	0.00	0.00	0.00	0.00	0.00	0.00	0.00	0.00	0.00	0.00	0.00	0.00	0.00	0.00	0.00	0.00	0.00	0.00	0.00	0.00	0.00	0.00	0.00	0.00	0.00	0.00	0.00	0.00	0.00	0.00	0.00	0.00
Land and Land Improvements	0.00	0.00	0.00	0.00	0.00	0.00	0.00	0.00	0.00	0.00	0.00	0.00	0.00	0.00	0.00	0.00	0.00	0.00	0.00	0.00	0.00	0.00	0.00	0.00	0.00	0.00	0.00	0.00	0.00	0.00	0.00	0.00	0.00	0.00	0.00
Professional services	0.00	0.00	0.00	0.00	0.00	0.00	0.00	0.00	0.00	0.00	0.00	0.00	0.00	0.00	0.00	0.00	0.00	0.00	0.00	0.00	0.00	0.00	0.00	0.00	0.00	0.00	0.00	0.00	0.00	0.00	0.00	0.00	0.00	0.00	0.00
Construction	0.00	0.00	0.00	0.00	0.00	0.00	0.00	0.00	0.00	0.00	0.00	0.00	0.00	0.00	0.00	0.00	0.00	0.00	0.00	0.00	0.00	0.00	0.00	0.00	0.00	0.00	0.00	0.00	0.00	0.00	0.00	0.00	0.00	0.00	0.00
Transfer (Riverside Dr/Roundabout De	0.00	0.00	0.00	0.00	150,000.00	150,000.00	150,000.00	150,000.00	150,000.00	150,000.00	150,000.00	150,000.00	150,000.00	150,000.00	150,000.00	150,000.00	150,000.00	150,000.00	150,000.00	150,000.00	150,000.00	150,000.00	150,000.00	150,000.00											
Repayment of advances	0.00	0.00	0.00	0.00	0.00	0.00	0.00	0.00	0.00	0.00	0.00	0.00	0.00	0.00	0.00	0.00	0.00	0.00	0.00	0.00	0.00	0.00	0.00	0.00	0.00	0.00	0.00	0.00	0.00	0.00	0.00	0.00	0.00	0.00	0.00
Total expenditures	0.00	0.00	0.00	0.00	150,000.00	150,000.00	150,000.00	150,000.00	150,000.00	150,000.00	150,000.00	150,000.00	150,000.00	150,000.00	150,000.00	150,000.00	150,000.00	150,000.00	150,000.00	150,000.00	150,000.00	150,000.00	150,000.00	150,000.00	0.00	0.00	0.00	0.00	0.00	0.00	0.00	0.00	0.00	0.00
Ending balance	**$0.00**	**$0.00**	**$0.00**	**$0.00**	**$0.00**	**$0.00**	**$0.00**	**$0.00**	**$0.00**	**$0.00**	**$0.00**	**$0.00**	**$0.00**	**$0.00**	**$0.00**	**$0.00**	**$0.00**	**$0.00**	**$0.00**	**$0.00**	**$0.00**	**$0.00**	**$0.00**	**$0.00**	**$150,000.00**	**$300,000.00**	**$450,000.00**	**$600,000.00**	**$600,000.00**	**$750,000.00**	**$900,000.00**	**$1,050,000.00**	**$1,200,000.00**	**$900,000.00**	

8/18/2018

Value est at $4.5 million

Penzone TIF (4XX)
Projections for Future Service Payments
(TIF runs through tax year 2048)

Description	2014	2015	2016	2017	2018	2019	2020	2021	2022	2023	2024	2025	2026	2027	2028	2029	2030	2031	2032	2033	2034	2035	2036	2037	2038	2039	2040	2041	2042	2043	2044	2045	2046	2047	2048	Total
Beginning balance	$0.00	$0.00	$0.00	$0.00	$0.00	$0.00	$3,000.00	$6,000.00	$9,000.00	$12,000.00	$15,000.00	$18,000.00	$21,000.00	$24,000.00	$27,000.00	$30,000.00	$33,000.00	$36,000.00	$39,000.00	$42,000.00	$45,000.00	$48,000.00	$51,000.00	$54,000.00	$57,000.00	$60,000.00	$143,000.00	$226,000.00	$309,000.00	$392,000.00	$475,000.00	$558,000.00	$641,000.00	$724,000.00	$807,000.00	
Revenues:																																				
Service payments	0.00	0.00	0.00	0.00	0.00	83,000.00	83,000.00	83,000.00	83,000.00	83,000.00	83,000.00	83,000.00	83,000.00	83,000.00	83,000.00	83,000.00	83,000.00	83,000.00	83,000.00	83,000.00	83,000.00	83,000.00	83,000.00	83,000.00	83,000.00	83,000.00	83,000.00	83,000.00	83,000.00	83,000.00	83,000.00	83,000.00	83,000.00	83,000.00	83,000.00	2,490,000.00
Sale of fixed assets	0.00	0.00	0.00	0.00	0.00	0.00	0.00	0.00	0.00	0.00	0.00	0.00	0.00	0.00	0.00	0.00	0.00	0.00	0.00	0.00	0.00	0.00	0.00	0.00	0.00	0.00	0.00	0.00	0.00	0.00	0.00	0.00	0.00	0.00	0.00	0.00
Bond Proceeds	0.00	0.00	0.00	0.00	0.00	0.00	0.00	0.00	0.00	0.00	0.00	0.00	0.00	0.00	0.00	0.00	0.00	0.00	0.00	0.00	0.00	0.00	0.00	0.00	0.00	0.00	0.00	0.00	0.00	0.00	0.00	0.00	0.00	0.00	0.00	0.00
Refunds and Reimbursements	0.00	0.00	0.00	0.00	0.00	0.00	0.00	0.00	0.00	0.00	0.00	0.00	0.00	0.00	0.00	0.00	0.00	0.00	0.00	0.00	0.00	0.00	0.00	0.00	0.00	0.00	0.00	0.00	0.00	0.00	0.00	0.00	0.00	0.00	0.00	0.00
Miscellaneous	0.00	0.00	0.00	0.00	0.00	0.00	0.00	0.00	0.00	0.00	0.00	0.00	0.00	0.00	0.00	0.00	0.00	0.00	0.00	0.00	0.00	0.00	0.00	0.00	0.00	0.00	0.00	0.00	0.00	0.00	0.00	0.00	0.00	0.00	0.00	0.00
Advances	0.00	0.00	0.00	0.00	0.00	0.00	0.00	0.00	0.00	0.00	0.00	0.00	0.00	0.00	0.00	0.00	0.00	0.00	0.00	0.00	0.00	0.00	0.00	0.00	0.00	0.00	0.00	0.00	0.00	0.00	0.00	0.00	0.00	0.00	0.00	0.00
Total revenues	0.00	0.00	0.00	0.00	0.00	83,000.00	83,000.00	83,000.00	83,000.00	83,000.00	83,000.00	83,000.00	83,000.00	83,000.00	83,000.00	83,000.00	83,000.00	83,000.00	83,000.00	83,000.00	83,000.00	83,000.00	83,000.00	83,000.00	83,000.00	83,000.00	83,000.00	83,000.00	83,000.00	83,000.00	83,000.00	83,000.00	83,000.00	83,000.00	83,000.00	2,490,000.00
Expenditures:																																				
County auditor fees	0.00	0.00	0.00	0.00	0.00	0.00	0.00	0.00	0.00	0.00	0.00	0.00	0.00	0.00	0.00	0.00	0.00	0.00	0.00	0.00	0.00	0.00	0.00	0.00	0.00	0.00	0.00	0.00	0.00	0.00	0.00	0.00	0.00	0.00	0.00	0.00
Contractual Obligations (DCS/Tollies P	0.00	0.00	0.00	0.00	0.00	0.00	0.00	0.00	0.00	0.00	0.00	0.00	0.00	0.00	0.00	0.00	0.00	0.00	0.00	0.00	0.00	0.00	0.00	0.00	0.00	0.00	0.00	0.00	0.00	0.00	0.00	0.00	0.00	0.00	0.00	0.00
Land and Land Improvements	0.00	0.00	0.00	0.00	0.00	0.00	0.00	0.00	0.00	0.00	0.00	0.00	0.00	0.00	0.00	0.00	0.00	0.00	0.00	0.00	0.00	0.00	0.00	0.00	0.00	0.00	0.00	0.00	0.00	0.00	0.00	0.00	0.00	0.00	0.00	0.00
Professional services	0.00	0.00	0.00	0.00	0.00	0.00	0.00	0.00	0.00	0.00	0.00	0.00	0.00	0.00	0.00	0.00	0.00	0.00	0.00	0.00	0.00	0.00	0.00	0.00	0.00	0.00	0.00	0.00	0.00	0.00	0.00	0.00	0.00	0.00	0.00	0.00
Construction	0.00	0.00	0.00	0.00	0.00	0.00	0.00	0.00	0.00	0.00	0.00	0.00	0.00	0.00	0.00	0.00	0.00	0.00	0.00	0.00	0.00	0.00	0.00	0.00	0.00	0.00	0.00	0.00	0.00	0.00	0.00	0.00	0.00	0.00	0.00	0.00
Transfer (Debt Service on Roundabout	0.00	0.00	0.00	0.00	0.00	80,000.00	80,000.00	80,000.00	80,000.00	80,000.00	80,000.00	80,000.00	80,000.00	80,000.00	80,000.00	80,000.00	80,000.00	80,000.00	80,000.00	80,000.00	80,000.00	80,000.00	80,000.00	80,000.00	80,000.00	80,000.00	0.00	0.00	0.00	0.00	0.00	0.00	0.00	0.00	0.00	1,600,000.00
Repayment of advances	0.00	0.00	0.00	0.00	0.00	0.00	0.00	0.00	0.00	0.00	0.00	0.00	0.00	0.00	0.00	0.00	0.00	0.00	0.00	0.00	0.00	0.00	0.00	0.00	0.00	0.00	0.00	0.00	0.00	0.00	0.00	0.00	0.00	0.00	0.00	0.00
Total expenditures	0.00	0.00	0.00	0.00	0.00	80,000.00	80,000.00	80,000.00	80,000.00	80,000.00	80,000.00	80,000.00	80,000.00	80,000.00	80,000.00	80,000.00	80,000.00	80,000.00	80,000.00	80,000.00	80,000.00	80,000.00	80,000.00	80,000.00	80,000.00	80,000.00	0.00	0.00	0.00	0.00	0.00	0.00	0.00	0.00	0.00	1,600,000.00
Ending balance	**$0.00**	**$0.00**	**$0.00**	**$0.00**	**$0.00**	**$3,000.00**	**$6,000.00**	**$9,000.00**	**$12,000.00**	**$15,000.00**	**$18,000.00**	**$21,000.00**	**$24,000.00**	**$27,000.00**	**$30,000.00**	**$33,000.00**	**$36,000.00**	**$39,000.00**	**$42,000.00**	**$45,000.00**	**$48,000.00**	**$51,000.00**	**$54,000.00**	**$57,000.00**	**$60,000.00**	**$143,000.00**	**$226,000.00**	**$309,000.00**	**$392,000.00**	**$475,000.00**	**$558,000.00**	**$641,000.00**	**$724,000.00**	**$807,000.00**	**$890,000.00**	

8/18/2018

Service Payments based on estimated value of $2.5 million

TIF Funded Debt

	2019	2020	2021	2022	2023	2024	2025	2026	2027	2028	2029	2030
Rings Road												
Rings Road TIF	$ 279,391	$ 281,181	$ -	$ -	$ -	$ -	$ -	$ -	$ -	$ -	$ -	$ -
Total	$ 279,391	$ 281,181	$ -	$ -	$ -	$ -	$ -	$ -	$ -	$ -	$ -	$ -
Total Debt Service	$ 279,391	$ 281,181	$ -	$ -	$ -	$ -	$ -	$ -	$ -	$ -	$ -	$ -
Variance	$ -	$ -	$ -	$ -	$ -	$ -	$ -	$ -	$ -	$ -	$ -	$ -
Woerner Temple Road												
Woerner Temple TIF	$ 455,572	$ -	$ -	$ -	$ -	$ -	$ -	$ -	$ -	$ -	$ -	$ -
Total	$ 455,572	$ -	$ -	$ -	$ -	$ -	$ -	$ -	$ -	$ -	$ -	$ -
Total Debt Service	$ 455,572	$ -	$ -	$ -	$ -	$ -	$ -	$ -	$ -	$ -	$ -	$ -
Variance	$ -	$ -	$ -	$ -	$ -	$ -	$ -	$ -	$ -	$ -	$ -	$ -
Perimeter Drive Extension												
Perimeter West TIF	$ 311,802	$ 313,799	$ -	$ -	$ -	$ -	$ -	$ -	$ -	$ -	$ -	$ -
Total	$ 311,802	$ 313,799	$ -	$ -	$ -	$ -	$ -	$ -	$ -	$ -	$ -	$ -
Total Debt Service	$ 311,802	$ 313,799	$ -	$ -	$ -	$ -	$ -	$ -	$ -	$ -	$ -	$ -
Variance	$ -	$ -	$ -	$ -	$ -	$ -	$ -	$ -	$ -	$ -	$ -	$ -
Emerald Parkway 7A												
Thomas Kohler TIF	$ 158,695	$ 159,711	$ -	$ -	$ -	$ -	$ -	$ -	$ -	$ -	$ -	$ -
Total	$ 158,695	$ 159,711	$ -	$ -	$ -	$ -	$ -	$ -	$ -	$ -	$ -	$ -
Total Debt Service	$ 158,695	$ 159,711	$ -	$ -	$ -	$ -	$ -	$ -	$ -	$ -	$ -	$ -
Variance	$ -	$ -	$ -	$ -	$ -	$ -	$ -	$ -	$ -	$ -	$ -	$ -
Industrial Parkway/SR 161												
Perimeter West TIF	$ 665,206	$ 667,144	$ 661,119	$ 653,744	$ 653,744	$ 653,144	$ 657,094	$ 649,750	$ 656,388	$ 655,738	$ 653,625	$ -
Total	$ 665,206	$ 667,144	$ 661,119	$ 653,744	$ 653,744	$ 653,144	$ 657,094	$ 649,750	$ 656,388	$ 655,738	$ 653,625	$ -
Total Debt Service	$ 665,206	$ 667,144	$ 661,119	$ 653,744	$ 653,744	$ 653,144	$ 657,094	$ 649,750	$ 656,388	$ 655,738	$ 653,625	$ -
Variance	$ -	$ -	$ -	$ -	$ -	$ -	$ -	$ -	$ -	$ -	$ -	$ -
Emerald 8												
McKitrick	$ 152,925	$ -	$ -	$ -	$ -	$ -	$ -	$ -	$ -	$ -	$ -	$ -
Lifetime	$ 100,000	$ 100,000	$ 100,000	$ 100,000	$ 90,000	$ 110,000	$ 120,000	$ 120,000	$ 120,000	$ 120,000	$ 120,000	$ 120,000
Kroger	$ 230,000	$ 230,000	$ 230,000	$ 230,000	$ 230,000	$ 230,000	$ 230,000	$ 225,000	$ 225,000	$ 225,000	$ 225,000	$ 225,000
Emerald 8	$ -	$ 150,425	$ 151,275	$ 151,824	$ 162,075	$ 142,025	$ 131,675	$ 136,025	$ 138,250	$ 139,950	$ 136,125	$ 50,000
Income Tax	$ -	$ -	$ -	$ -	$ -	$ -	$ -	$ -	$ -	$ -	$ -	$ 86,950
Total	$ 482,925	$ 480,425	$ 481,275	$ 481,824	$ 482,075	$ 482,025	$ 481,675	$ 481,025	$ 483,250	$ 484,950	$ 481,125	$ 481,950
Total Debt Service	$ 482,925	$ 480,425	$ 481,275	$ 481,825	$ 482,075	$ 482,025	$ 481,675	$ 481,025	$ 483,250	$ 484,950	$ 481,125	$ 481,950
Variance	$ -	$ -	$ -	$ 1	$ -	$ -	$ -	$ -	$ -	$ -	$ -	$ -

I-270/US 33/SR 161 Interchange-ROW (2023) and Construction (2034)												
Upper Metro	$ 2,081,706	$ 1,933,075	$ 495,000	$ 495,000	$ 495,000	$ 495,000	$ -	$ -	$ -	$ -	$ -	$ -
Ruscilli	$ -	$ 55,000	$ 700,000	$ 700,000	$ 700,000	$ 379,318	$ 800,000	$ 816,094	$ 786,178	$ -	$ -	$ -
Pizzuti	$ -	$ 64,469	$ 750,000	$ 750,000	$ 400,000	$ -	$ 60,000	$ -	$ -	$ -	$ -	$ -
Dublin Methodist	$ -	$ -	$ 86,695	$ 57,160	$ 381,517	$ 39,900	$ 25,887	$ 40,606	$ 40,453	$ 795,652	$ 600,000	$ 175,000
Income Tax	$ -	$ -	$ -	$ -	$ -	$ -	$ -	$ -	$ -	$ -	$ 163,738	$ 555,859
Total	$ 2,081,706	$ 2,052,544	$ 2,031,695	$ 2,002,160	$ 1,976,517	$ 914,218	$ 885,887	$ 856,700	$ 826,631	$ 795,652	$ 763,738	$ 730,859
ROW	$ 1,037,825	$ 1,033,075	$ 1,037,375	$ 1,033,750	$ 1,034,800	$ -	$ -	$ -	$ -	$ -	$ -	$ -
Construction	$ 1,043,881	$ 1,019,469	$ 994,320	$ 968,410	$ 941,717	$ 914,218	$ 885,887	$ 856,700	$ 826,631	$ 795,652	$ 763,738	$ 730,859
Total Debt Service	$ 2,081,706	$ 2,052,544	$ 2,031,695	$ 2,002,160	$ 1,976,517	$ 914,218	$ 885,887	$ 856,700	$ 826,631	$ 795,652	$ 763,738	$ 730,859
Variance	$ 0	$ 0	$ (0)	$ 0	$ 0	$ (0)	$ (0)	$ (0)	$ (0)	$ 0	$ (0)	$ (0)
BSD Land Acquisition for Roundabout												
River Ridge TIF	$ 137,826	$ 137,480	$ 136,605	$ 137,428	$ 136,395	$ 137,060	$ 137,620	$ 175,000	$ 175,000	$ 175,000	$ 175,000	$ 175,000
McKitrick	$ 255,962	$ 255,320	$ 253,695	$ 255,223	$ 253,305	$ 254,540	$ 255,580	$ -	$ -	$ -	$ -	$ -
Income Tax	$ -	$ -	$ -	$ -	$ -	$ -	$ -	$ 219,500	$ 219,000	$ 218,150	$ 216,950	$ 215,400
Total	$ 393,788	$ 392,800	$ 390,300	$ 392,651	$ 389,700	$ 391,600	$ 393,200	$ 394,500	$ 394,000	$ 393,150	$ 391,950	$ 390,400
Total Debt Service	$ 393,788	$ 392,800	$ 390,300	$ 392,651	$ 389,700	$ 391,600	$ 393,200	$ 394,500	$ 394,000	$ 393,150	$ 391,950	$ 390,400
Variance	$ -	$ -	$ -	$ -	$ -	$ -	$ -	$ -	$ -	$ -	$ -	$ -
Riverside Dr/SR161 Roundabout												
McKitrick	$ 700,000	$ 900,000	$ 900,000	$ 900,000	$ 700,000	$ 450,000	$ 470,000	$ -	$ -	$ -	$ -	$ -
Vrable TIF	$ -	$ -	$ -	$ -	$ -	$ -	$ -	$ -	$ 300,000	$ 300,000	$ 300,000	$ 300,000
Shamrock Crossing	$ 100,000	$ 100,000	$ 100,000	$ 200,000	$ 250,000	$ 250,000	$ 250,000	$ 250,000	$ 250,000	$ 250,000	$ 250,000	$ 250,000
Penzone TIF	$ 80,000	$ 80,000	$ 80,000	$ 80,000	$ 80,000	$ 80,000	$ 80,000	$ 80,000	$ 80,000	$ 80,000	$ 80,000	$ 80,000
H2 Hotel TIF	$ 150,000	$ 150,000	$ 150,000	$ 150,000	$ 150,000	$ 150,000	$ 150,000	$ 150,000	$ 150,000	$ 150,000	$ 150,000	$ 150,000
Income Tax	$ 816,025	$ 611,725	$ 612,125	$ 512,125	$ 665,875	$ 911,875	$ 895,375	$ 1,365,875	$ 1,063,375	$ 1,060,975	$ 1,061,575	$ 1,064,125
Total	$ 1,846,025	$ 1,841,725	$ 1,842,125	$ 1,842,125	$ 1,845,875	$ 1,841,875	$ 1,845,375	$ 1,845,875	$ 1,843,375	$ 1,840,975	$ 1,841,575	$ 1,844,125
Total Debt Service	$ 1,846,025	$ 1,841,725	$ 1,842,125	$ 1,842,125	$ 1,845,875	$ 1,841,875	$ 1,845,375	$ 1,845,875	$ 1,843,375	$ 1,840,975	$ 1,841,575	$ 1,844,125
Variance	$ -	$ -	$ -	$ -	$ -	$ -	$ -	$ -	$ -	$ -	$ -	$ -
John Shields Parkway Phase II												
Tuller TIF	$ 632,500	$ 631,550	$ 630,300	$ 628,750	$ 631,900	$ 629,600	$ 632,800	$ 630,200	$ 631,550	$ 632,450	$ 632,900	$ 632,900
Total	$ 632,500	$ 631,550	$ 630,300	$ 628,750	$ 631,900	$ 629,600	$ 632,800	$ 630,200	$ 631,550	$ 632,450	$ 632,900	$ 632,900
Total Debt Service	$ 632,500	$ 631,550	$ 630,300	$ 628,750	$ 631,900	$ 629,600	$ 632,800	$ 630,200	$ 631,550	$ 632,450	$ 632,900	$ 632,900
Variance	$ -	$ -	$ -	$ -	$ -	$ -	$ -	$ -	$ -	$ -	$ -	$ -
Bridge Park Roadway Network												
CH MSP	$ 361,445	$ 361,195	$ 362,695	$ 366,437	$ 365,437	$ 366,437	$ 364,437	$ 364,687	$ 361,037	$ 365,512	$ 366,037	$ 370,412
Tuller TIF	$ 150,000	$ 150,000	$ 150,000	$ 325,000	$ 325,000	$ 325,000	$ 325,000	$ 325,000	$ 325,000	$ 325,000	$ 325,000	$ 325,000
Vrable TIF	$ 150,000	$ 150,000	$ 150,000	$ 150,000	$ 150,000	$ 148,894	$ 100,000	$ 152,645	$ 157,795	$ 154,320	$ 153,795	$ 144,920
Income Tax	$ 181,437	$ 182,887	$ 182,387	$ 2,144	$ 4,644	$ -	$ 55,144	$ -	$ -	$ -	$ -	$ -
Total	$ 842,882	$ 844,082	$ 845,082	$ 843,581	$ 845,081	$ 840,331	$ 844,581	$ 842,332	$ 843,832	$ 844,832	$ 844,832	$ 840,332
Total Debt Service - Roadways	$ 842,881	$ 844,081	$ 845,081	$ 843,581	$ 845,081	$ 840,331	$ 844,581	$ 842,331	$ 843,831	$ 844,831	$ 844,831	$ 840,331
Variance	$ (0)	$ (0)	$ (0)	$ 0	$ 0	$ 0	$ 0	$ (1)	$ (1)	$ (1)	$ (1)	$ (1)

Bridge Park Parking Garages												
CH MSP	$ 2,070,906	$ 2,071,156	$ 2,069,656	$ 2,065,914	$ 2,066,914	$ 2,065,914	$ 2,067,914	$ 2,067,664	$ 2,071,314	$ 2,066,839	$ 2,066,314	$ 2,061,939
Total	$ 2,070,906	$ 2,071,156	$ 2,069,656	$ 2,065,914	$ 2,066,914	$ 2,065,914	$ 2,067,914	$ 2,067,664	$ 2,071,314	$ 2,066,839	$ 2,066,314	$ 2,061,939
Total Debt Service - Garages	$ 2,070,906	$ 2,071,156	$ 2,069,656	$ 2,065,914	$ 2,066,914	$ 2,065,914	$ 2,067,914	$ 2,067,664	$ 2,071,314	$ 2,066,839	$ 2,066,314	$ 2,061,939
Variance	$ -	$ -	$ -	$ -	$ -	$ -	$ -	$ -	$ -	$ -	$ -	$ -
Total Debt Service - Roads	$ 842,881	$ 844,081	$ 845,081	$ 843,581	$ 845,081	$ 840,331	$ 844,581	$ 842,331	$ 843,831	$ 844,831	$ 844,831	$ 840,331
Total Debt Service - Garage (Tax Exempt)	$ 718,231	$ 718,231	$ 718,231	$ 718,231	$ 718,231	$ 718,231	$ 718,231	$ 718,231	$ 718,231	$ 718,231	$ 718,231	$ 718,231
Total Debt Service - Garage (Taxable)	$ 1,352,675	$ 1,352,925	$ 1,351,425	$ 1,347,683	$ 1,348,683	$ 1,347,683	$ 1,349,683	$ 1,349,433	$ 1,353,083	$ 1,348,608	$ 1,348,083	$ 1,343,708
Total Debt Service	$ 2,913,788	$ 2,915,238	$ 2,914,738	$ 2,909,495	$ 2,911,995	$ 2,906,245	$ 2,912,495	$ 2,909,995	$ 2,915,145	$ 2,911,670	$ 2,911,145	$ 2,902,270
CH MSP	$ 2,432,351	$ 2,432,351	$ 2,432,351	$ 2,432,351	$ 2,432,351	$ 2,432,351	$ 2,432,351	$ 2,432,351	$ 2,432,351	$ 2,432,351	$ 2,432,351	$ 2,432,351

TIF Funded Debt

	2019	2020	2031	2032	2033	2034	2035
Rings Road							
Rings Road TIF	$ 279,391	$ 281,181	$ -	$ -	$ -	$ -	$ -
Total	$ 279,391	$ 281,181	$ -	$ -	$ -	$ -	$ -
Total Debt Service	$ 279,391	$ 281,181	$ -	$ -	$ -	$ -	$ -
Variance	$ -	$ -	$ -	$ -	$ -	$ -	$ -
Woerner Temple Road							
Woerner Temple TIF	$ 455,572	$ -	$ -	$ -	$ -	$ -	$ -
Total	$ 455,572	$ -	$ -	$ -	$ -	$ -	$ -
Total Debt Service	$ 455,572	$ -	$ -	$ -	$ -	$ -	$ -
Variance	$ -	$ -	$ -	$ -	$ -	$ -	$ -
Perimeter Drive Extension							
Perimeter West TIF	$ 311,802	$ 313,799	$ -	$ -	$ -	$ -	$ -
Total	$ 311,802	$ 313,799	$ -	$ -	$ -	$ -	$ -
Total Debt Service	$ 311,802	$ 313,799	$ -	$ -	$ -	$ -	$ -
Variance	$ -	$ -	$ -	$ -	$ -	$ -	$ -
Emerald Parkway 7A							
Thomas Kohler TIF	$ 158,695	$ 159,711	$ -	$ -	$ -	$ -	$ -
Total	$ 158,695	$ 159,711	$ -	$ -	$ -	$ -	$ -
Total Debt Service	$ 158,695	$ 159,711	$ -	$ -	$ -	$ -	$ -
Variance	$ -	$ -	$ -	$ -	$ -	$ -	$ -
Industrial Parkway/SR 161							
Perimeter West TIF	$ 665,206	$ 667,144	$ -	$ -	$ -	$ -	$ -
Total	$ 665,206	$ 667,144	$ -	$ -	$ -	$ -	$ -
Total Debt Service	$ 665,206	$ 667,144	$ -	$ -	$ -	$ -	$ -
Variance	$ -	$ -	$ -	$ -	$ -	$ -	$ -
Emerald 8							
McKitrick	$ 152,925	$ -	$ -	$ -	$ -		
Lifetime	$ 100,000	$ 100,000	$ 110,000	$ 110,000	$ 110,000		
Kroger	$ 230,000	$ 230,000	$ 225,000	$ 225,000	$ 225,000		
Emerald 8	$ -	$ 150,425					
Income Tax	$ -	$ -	$ 147,250	$ 147,025	$ 146,275		
Total	$ 482,925	$ 480,425	$ 482,250	$ 482,025	$ 481,275	$ -	$ -
Total Debt Service	$ 482,925	$ 480,425	$ 482,250	$ 482,025	$ 481,275		
Variance	$ -	$ -	$ -	$ -	$ -	$ -	$ -

I-270/US 33/SR 161 Interchange-ROW (2023) and Construction (2034)							
Upper Metro	$ 2,081,706	$ 1,933,075	$ -	$ -	$ -	$ -	$ -
Ruscilli	$ -	$ 55,000	$ -	$ -	$ -	$ -	$ -
Pizzuti	$ -	$ 64,469	$ -	$ -	$ -	$ -	$ -
Dublin Methodist	$ -	$ -	$ 150,000	$ 150,000	$ 150,000	$ 150,000	$ 150,000
Income Tax	$ -	$ -	$ 546,986	$ 512,089	$ 476,138	$ 439,100	$ 130,312
Total	$ 2,081,706	$ 2,052,544	$ 696,986	$ 662,089	$ 626,138	$ 589,100	$ 280,312
ROW	$ 1,037,825	$ 1,033,075	$ -	$ -			
Construction	$ 1,043,881	$ 1,019,469	$ 696,986	$ 662,089	$ 626,138	$ 589,100	$ 280,312
Total Debt Service	$ 2,081,706	$ 2,052,544	$ 696,986	$ 662,089	$ 626,138	$ 589,100	$ 280,312
Variance	$ 0	$ 0	$ 0	$ 0	$ 0	$ 0	$ 0
BSD Land Acquisition for Roundabout							
River Ridge TIF	$ 137,826	$ 137,480	$ 175,000	$ 175,000	$ 140,000		
McKitrick	$ 255,962	$ 255,320	$ -	$ -	$ -		
Income Tax	$ -	$ -	$ 218,500	$ 216,075	$ 253,300		
Total	$ 393,788	$ 392,800	$ 393,500	$ 391,075	$ 393,300	$ -	$ -
Total Debt Service	$ 393,788	$ 392,800	$ 393,500	$ 391,075	$ 393,300		
Variance	$ -	$ -	$ -	$ -	$ -	$ -	$ -
Riverside Dr/SR161 Roundabout							
McKitrick	$ 700,000	$ 900,000	$ -	$ -	$ -	$ -	$ -
Vrable TIF	$ -	$ -	$ 300,000	$ 300,000	$ 300,000	$ 300,000	$ 300,000
Shamrock Crossing	$ 100,000	$ 100,000	$ 250,000	$ 250,000	$ 250,000	$ 250,000	$ 250,000
Penzone TIF	$ 80,000	$ 80,000	$ 80,000	$ 80,000	$ 80,000	$ 80,000	$ 80,000
H2 Hotel TIF	$ 150,000	$ 150,000	$ 150,000	$ 150,000	$ 150,000	$ 150,000	$ 150,000
Income Tax	$ 816,025	$ 611,725	$ 1,065,725	$ 1,064,925	$ 1,065,925	$ 1,064,900	$ 1,062,300
Total	$ 1,846,025	$ 1,841,725	$ 1,845,725	$ 1,844,925	$ 1,845,925	$ 1,844,900	$ 1,842,300
Total Debt Service	$ 1,846,025	$ 1,841,725	$ 1,845,725	$ 1,844,925	$ 1,845,925	$ 1,844,900	$ 1,842,300
Variance	$ -	$ -	$ -	$ -	$ -	$ -	$ -
John Shields Parkway Phase II							
Tuller TIF	$ 632,500	$ 631,550	$ 632,450	$ 631,550	$ 630,200	$ 628,400	$ 631,150
Total	$ 632,500	$ 631,550	$ 632,450	$ 631,550	$ 630,200	$ 628,400	$ 631,150
Total Debt Service	$ 632,500	$ 631,550	$ 632,450	$ 631,550	$ 630,200	$ 628,400	$ 631,150
Variance	$ -	$ -	$ -	$ -	$ -	$ -	$ -
Bridge Park Roadway Network							
CH MSP	$ 361,445	$ 361,195	$ 366,100	$ 363,560	$ 363,120	$ 362,240	$ 363,780
Tuller TIF	$ 150,000	$ 150,000	$ 325,000	$ 325,000	$ 325,000	$ 325,000	$ 325,000
Vrable TIF	$ 150,000	$ 150,000	$ 152,632	$ 152,372	$ 151,812	$ 157,210	$ 154,745
Income Tax	$ 181,437	$ 182,887	$ -	$ -	$ -	$ -	$ -
Total	$ 842,882	$ 844,082	$ 843,732	$ 840,932	$ 839,932	$ 844,450	$ 843,525
Total Debt Service - Roadways	$ 842,881	$ 844,081	$ 843,731	$ 840,931	$ 839,931	$ 844,450	$ 843,525
Variance	$ (0)	$ (0)	$ (0)	$ (0)	$ (0)	$ 0	$ 0

Bridge Park Parking Garages							
CH MSP	$ 2,070,906	$ 2,071,156	$ 2,066,251	$ 2,068,791	$ 2,069,231	$ 2,070,111	$ 2,068,571
Total	$ 2,070,906	$ 2,071,156	$ 2,066,251	$ 2,068,791	$ 2,069,231	$ 2,070,111	$ 2,068,571
Total Debt Service - Garages	$ 2,070,906	$ 2,071,156	$ 2,066,251	$ 2,068,791	$ 2,069,231	$ 2,070,111	$ 2,068,571
Variance	$ -	$ -	$ -	$ -	$ -	$ -	$ -
Total Debt Service - Roads	$ 842,881	$ 844,081	$ 843,731	$ 840,931	$ 839,931	$ 844,450	$ 843,525
Total Debt Service - Garage (Tax Exempt)	$ 718,231	$ 718,231	$ 718,231	$ 718,231	$ 718,231	$ 718,231	$ 1,823,231
Total Debt Service - Garage (Taxable)	$ 1,352,675	$ 1,352,925	$ 1,348,020	$ 1,350,560	$ 1,351,000	$ 1,351,880	$ 245,340
Total Debt Service	$ 2,913,788	$ 2,915,238	$ 2,909,983	$ 2,909,723	$ 2,909,163	$ 2,914,561	$ 2,912,096
CH MSP	$ 2,432,351	$ 2,432,351	$ 2,432,351	$ 2,432,351	$ 2,432,351	$ 2,432,351	$ 2,432,351

2019 - 2023
FIVE-YEAR CAPITAL IMPROVEMENTS PROGRAM
DEBT SERVICE PAYMENTS DUE
(Income Tax Supported Debt)

Debt Issue	2018	2019	2020	2021	2022	2023
Community Recreation Center Expansion (2018)	$ 191,012	$ -	$ -	$ -	$ -	$ -
Avery-Muirfield/US 33 interchange (2019)	$ 577,000	$ 575,700	$ -	$ -	$ -	$ -
Emerald Pkwy-Perimeter/Shier Rings (2019)	$ 537,275	$ 541,057	$ -	$ -	$ -	$ -
Service Complex expansion (2021)	$ 275,233	$ 274,107	$ 277,758	$ 179,863	$ -	$ -
Swimming Pool Construction (2025)	$ 216,636	$ 215,610	$ 214,085	$ 213,032	$ 211,503	$ 209,505
LED street lighting (2022)	$ 266,550	$ 261,850	$ 265,825	$ 263,775	$ 265,200	$ -
Justice Center Addition (2035)	$ 781,494	$ 783,494	$ 780,294	$ 780,294	$ 781,994	$ 781,369
Service Center Expansion (2037)	$ 115,000	$ 120,000	$ 145,436	$ 245,300	$ 245,100	$ 242,400
Historic District High Street/Pedestrian Bridge (2037)	$ 955,000	$ 975,000	$ 1,186,450	$ 2,016,350	$ 2,013,750	$ 2,011,650
Projected New Debt						
CML Library Parking Deck and Roads	*$ -*	*$ 1,544,000*	*$ 1,544,000*	*$ 1,544,000*	*$ 1,544,000*	*$ 1,544,000*
Riverside Drive Park	*$ -*	*$ 850,000*	*$ 850,000*	*$ 850,000*	*$ 850,000*	*$ 850,000*
Riverside Drive Park	*$ -*	*$ -*	*$ 336,000*	*$ 336,000*	*$ 336,000*	*$ 336,000*
Riverside Drive Park	*$ -*	*$ -*	*$ -*	*$ 232,000*	*$ 232,000*	*$ 232,000*
Dublin Community Pool North	*$ -*	*$ 92,000*	*$ 572,000*	*$ 572,000*	*$ 572,000*	*$ 572,000*
River Forest Storm and Roadway Improvements	*$ -*	*$ -*	*$ -*		*$ 144,000*	*$ 144,000*
Hyland Croy Road Corridor Improvements	*$ -*	*$ -*	*$ -*	*$ 196,500*	*$ 196,500*	*$ 196,500*
Subtotal Existing & New Debt	$ 3,915,200	$ 6,232,818	$ 6,171,849	$ 7,429,114	$ 7,392,047	$ 7,119,424
Reserve for TIF Supported Debt[3]						
Bridge Park Roadway Network (2035)	$ 181,437	$ 181,437	$ 182,887	$ 182,387	$ 2,145	$ 4,645
Riverside Dr. Realignment/Roundabout/Riverside Park (2035)	$ 184,493	$ 816,025	$ 611,725	$ 612,125	$ 512,125	$ 665,875
Emerald Parkway - Phase 8	$ -	$ -	$ -	$ -	$ -	$ -
I270/US33/SR161 Interchange (ROW/Construction)	$ -	$ -	$ -	$ -	$ -	$ -
BSD Land Acquisitions for Roundabout	$ -	$ -	$ -	$ -	$ -	$ -
Subtotal Reserve for TIF Supported Debt	$ 365,930	$ 997,462	$ 794,612	$ 794,512	$ 514,270	$ 670,520
Income tax revenue available for debt retirement	$ 12,900,000	$ 12,900,000	$ 12,900,000	$ 12,900,000	$ 12,900,000	$ 12,900,000
Balance available [1]	$ 8,618,870	$ 5,669,720	$ 5,933,540	$ 4,676,374	$ 4,993,683	$ 5,110,056
Amount of additional debt that could be supported [2]	$ 91,610,878	$ 54,746,504	$ 58,044,244	$ 42,329,678	$ 46,296,041	$ 47,750,706

Estimated debt service obligations; Estimate assumes 20 year bonds at 5% and level payments.
[1] Funding not needed for debt service is utilized to fund cash basis projects.
[2] The City's debt policy stipulates that for the pruposes of calculating debt capactiy, only 90% of the amount reserved for debt service may be programmed.
3 The full debt payment for TIF supported debt is shown on Schedule 3.5 (under Service Payments); amount reflected here is the payment amount needed from income tax revenue due to insufficient TIF revenue. This amount sh not be included in the City's total amount of debt outstanding since the foll debt service payment is reflected under Service Payments.

Note - Payments include both principal and interest and fees, if applicable.

Highlighted rows indicate anticipated future debt.

2019 - 2023
FIVE-YEAR CAPITAL IMPROVEMENTS PROGRAM
DEBT SERVICE PAYMENTS DUE
(Debt Supported by Sources Other Than Income Tax)

Debt Issue	2018	2019	2020	2021	2022	2023
Service Payments						
Emerald Parkway-Phase 2 (2016) [1]	$ -	$ -	$ -	$ -	$ -	$ -
Rings Road Improvements (2020)	$ 276,874	$ 279,391	$ 281,181	$ -	$ -	$ -
Woerner-Temple Road (2020)	$ 452,222	$ 455,572	$ -	$ -	$ -	$ -
Perimeter Drive extension (2020)	$ 308,990	$ 311,802	$ 313,799	$ -	$ -	$ -
Emerald Parkway-Phase 7A (2020)	$ 157,264	$ 158,695	$ 159,711	$ -	$ -	$ -
Industrial Parkway/SR 161 improvements	$ 657,106	$ 665,206	$ 667,144	$ 661,119	$ 653,744	$ 653,744
Emerald Parkway-Phase 8 (2033)	$ 482,375	$ 482,925	$ 480,425	$ 481,275	$ 481,825	$ 482,075
I-270/US 33/SR 161 Interchange-ROW (2023)	$ 1,036,100	$ 1,037,825	$ 1,033,075	$ 1,037,375	$ 1,033,750	$ 1,034,800
I-270/US 33/SR 161 Interchange-Construction (2034)	$ 907,607	$ 1,043,881	$ 1,019,469	$ 994,320	$ 968,410	$ 941,717
BSD Land Acquisition for Roundabout (2019/2033)	$ 392,413	$ 393,788	$ 392,800	$ 390,300	$ 392,650	$ 389,700
Riverside Dr. Realignment/Roundabout/Riverside Park (2035)	$ 1,844,925	$ 1,846,025	$ 1,841,725	$ 1,842,125	$ 1,842,125	$ 1,845,875
Bridge Park Roadway Network (2035)	$ 841,481	$ 842,881	$ 844,081	$ 845,081	$ 843,581	$ 845,081
Bridge Park Parking Structures - Tax Exempt (2044)	$ 718,231	$ 718,231	$ 718,231	$ 718,231	$ 718,231	$ 718,231
Bridge Park Parking Structures - Taxable (2035)	$ 972,675	$ 1,352,675	$ 1,352,925	$ 1,351,425	$ 1,347,683	$ 1,348,683
John Shields Parkway Phase II (2036)	$ 628,000	$ 632,500	$ 631,550	$ 630,300	$ 628,750	$ 631,900
	$ 9,676,264	$ 10,221,398	$ 9,736,117	$ 8,951,551	$ 8,910,749	$ 8,891,806
Water and Sewer Funds						
Upper Scioto West Branch (2018)	$ 671,161	$ -	$ -	$ -	$ -	$ -
Darree Fields Water Tower (2029)	$ 140,963	$ 134,463	$ 136,850	$ 134,600	$ 137,100	$ 138,950
Dublin Road Water Tower (2032)	$ 156,463	$ 159,413	$ 156,788	$ 158,563	$ 159,613	$ 160,513
Sewer Line Repairs (2029)	$ 150,200	$ 148,625	$ 150,738	$ 148,263	$ 150,513	$ 152,063
Sewer Line Repairs (2032)	$ 170,750	$ 168,550	$ 170,725	$ 172,200	$ 168,000	$ 168,725
Sewer System Improvements (2035)	$ 184,969	$ 183,069	$ 186,169	$ 184,169	$ 186,669	$ 186,419
Sewer System Improvements/Extensions (2037)	$ 103,800	$ 102,800	$ 100,300	$ 103,300	$ 101,100	$ 100,000
Sewer System Improvements/Extensions (2038)	*$ 240,800*	*$ 240,800*	*$ 240,800*	*$ 240,800*	*$ 240,800*	*$ 240,800*
Sewer System Improvements/Extensions (2039)	*$ -*	*$ 245,600*	*$ 245,600*	*$ 245,600*	*$ 245,600*	*$ 245,600*
Sewer System Improvements/Extensions (2040)	*$ -*	*$ -*	*$ 353,600*	*$ 353,600*	*$ 353,600*	*$ 353,600*
Sewer System Improvements/Extensions (2041)	*$ -*	*$ -*	*$ -*	*$ 364,400*	*$ 364,400*	*$ 364,400*
Sewer System Improvements/Extensions (2042)	*$ -*	*$ -*	*$ -*	*$ -*	*$ 286,000*	*$ 286,000*
Sewer System Improvements/Extensions (2043)	*$ -*	*$ -*	*$ -*	*$ -*	*$ -*	*$ 29,200*
	$ 1,819,105	**$ 1,383,319**	**$ 1,741,569**	**$ 2,105,494**	**$ 2,393,394**	**$ 2,426,269**
Special Assessments						
Ballantrae improvements (2021)	$ 128,148	$ 127,624	$ 129,323	$ 83,743	$ -	$ -
	$ 128,148	**$ 127,624**	**$ 129,323**	**$ 83,743**	**$ -**	**$ -**
Property Taxes (Inside millage)						
Parkland acquisition-Coffman Park (2020)	$ 239,540	$ 240,520	$ 207,000	$ -	$ -	$ -
	$ 239,540	**$ 240,520**	**$ 207,000**	**$ -**	**$ -**	**$ -**
Hotel/Motel Tax Revenues						
Arts Facility (2020)	**$ 163,909**	**$ 165,400**	**$ 166,460**	**$ -**	**$ -**	**$ -**
Total - Non-Income Tax Supported Debt	**$ 12,026,966**	**$ 12,138,261**	**$ 11,980,469**	**$ 11,140,789**	**$ 11,304,143**	**$ 11,318,076**

[1] Service payments are sufficient or exceed annual debt service obligations.

[2] Annual service payments are not sufficient to retire the annual debt. Additional amounts will be advanced from the General/Capital Improvements Tax Fund and then repaid during the term of the TIF.

Highlighted rows indicate anticipated future debt.
Estimated debt service obligations are based on 20 year bonds at 5% and level payments.

Forward looking estimates

Notes and Comments	2014	2015	2016	2017	2018	CIP 2019	CIP 2020	CIP 2021	CIP 2022	CIP 2023	Estimated 2024	Estimated 2025	Estimated 2026	Estimated 2027	Estimated 2028	Estimated 2029	Estimated 2030
BALANCES and RESULTS																	
Cash Basis of Accounting — Income Tax Revenue	$ 88,068,530	$ 87,784,862	$ 89,980,298	$ 87,506,869	$ 86,000,000	$ 86,000,000	$ 86,000,000	$ 86,000,000	$ 86,000,000	$ 86,000,000	$ 86,000,000	$ 86,000,000	$ 86,000,000	$ 86,000,000	$ 86,000,000	$ 86,000,000	$ 86,000,000
Income Available for Capital (25%)	$ 22,017,133	$ 21,946,216	$ 22,495,075	$ 21,876,717	$ 21,500,000	$ 21,500,000	$ 21,500,000	$ 21,500,000	$ 21,500,000	$ 21,500,000	$ 21,500,000	$ 21,500,000	$ 21,500,000	$ 21,500,000	$ 21,500,000	$ 21,500,000	$ 21,500,000
Total Outstanding Debt on 12/31 (Principal Amount)	**$ 63,317,066**	**$ 147,003,599**	**$ 147,330,177**	**$ 169,239,653**	**$ 156,776,130**	**$ 146,609,495**	**$ 137,716,775**	**$129,826,667**	**$ 121,983,855**	**$ 114,123,017**	**$ 106,997,820**	**$ 99,572,919**	**$ 92,084,462**	**$ 84,336,084**	**$ 76,289,908**	**$ 67,935,550**	**$ 60,217,610**
Unvoted GO	$ 53,465,508	$ 107,528,700	$ 110,240,114	$ 134,107,603	$ 123,076,858	$ 115,201,178	$ 107,360,766	$100,316,667	$ 93,253,855	$ 86,213,017	$ 79,947,820	$ 73,427,919	$ 66,889,462	$ 60,126,084	$ 53,094,908	$ 45,790,550	$ 39,157,610
Unvoted GO - Nontax Revenue	$ -	$ 32,000,000	$ 32,000,000	$ 32,000,000	$ 32,000,000	$ 31,005,000	$ 30,275,000	$ 29,510,000	$ 28,730,000	$ 27,910,000	$ 27,050,000	$ 26,145,000	$ 25,195,000	$ 24,210,000	$ 23,195,000	$ 22,145,000	$ 21,060,000
Unvoted Special Assessment	$ 746,558	$ 644,899	$ 540,063	$ 432,050	$ 319,272	$ 203,317	$ 81,009	$ -	$ -	$ -	$ -	$ -	$ -	$ -	$ -	$ -	$ -
Voted GO	$ 9,105,000	$ 6,830,000	$ 4,550,000	$ 2,700,000	$ 1,380,000	$ 200,000	$ -	$ -	$ -	$ -	$ -	$ -	$ -	$ -	$ -	$ -	$ -
Voted Special Assessment	$ -	$ -	$ -	$ -	$ -	$ -	$ -	$ -	$ -	$ -	$ -	$ -	$ -	$ -	$ -	$ -	$ -
General Fund Balance	$ 61,017,045	$ 59,556,334	$ 56,698,774	$ 604,125,537													
CAPITAL NEEDS																	
Capital Funds Needed to meet CIP Programmed & Project Requests	$ -	$ -	$ -	$ -	$ -	$ 46,770,000	$ 61,070,000	$ 52,215,000	$ 26,760,000	$ 21,090,000							
Capital Funds Needed to meet Infrastructure (TIF, W/S or Other Sources of Funding)						$ 23,684,500	$ 40,368,750	$ 34,600,000	$ 9,255,000	$ 2,210,000							
ds Needed for maintenance, investment, other (Non TIF, W/S or Other Sources of Funding)						$ 23,085,500	$ 20,701,250	$ 17,615,000	$ 17,505,000	$ 18,880,000							
SOURCE OF CAPITAL FUNDING to MEET DEBT SERVICE																	
Cash Funded from Income Tax Revenues - amount used	$ 2,740,135	$ 2,722,228	$ 3,731,976	$ 3,088,161	$ 3,915,200	$ 4,562,843	$ 3,481,574	$ 4,310,739	$ 4,029,672	$ 3,910,799	$ 4,158,385	$ 4,143,491	$ 4,628,494	$ 4,317,644	$ 4,316,944	$ 4,478,082	$ 4,875,703
Note - by policy, amount available for Capital Funding (40%)	$ 8,806,853	$ 8,778,486	$ 8,998,030	$ 8,750,687	$ 8,600,000	$ 8,600,000	$ 8,600,000	$ 8,600,000	$ 8,600,000	$ 8,600,000	$ -	$ -	$ -	$ -	$ -	$ -	$ -
Funded by Draw Down of General Fund	$ -	$ -	$ -	$ -	$ -	$ -	$ -	$ -	$ -	$ -	$ -	$ -	$ -	$ -	$ -	0	0
Amount of Excess Available	$ 6,066,718	$ 6,056,258	$ 5,266,054	$ 5,662,526	$ 4,684,800	$ 4,037,157	$ 5,118,426	$ 4,289,261	$ 4,570,328	$ 4,689,201	-$ 4,158,385	-$ 4,143,491	-$ 4,628,494	-$ 4,317,644	-$ 4,316,944	-$ 4,478,082	-$ 4,875,703
Percentage of Allocation Used	31%	31%	41%	35%	46%	53%	40%	50%	47%	45%	#DIV/0!	#DIV/0!	#DIV/0!	#DIV/0!	#DIV/0!	#DIV/0!	#DIV/0!
SOURCE OF CAPITAL FUNDING TO MEET DEBT SERVICE	**$ 22,159,317**	**$ 15,343,847**	**$ 11,390,100**	**$ 15,638,777**	**$ 14,049,937**	**$ 18,087,018**	**$ 17,865,108**	**$ 18,328,773**	**$ 18,719,046**	**$ 18,457,855**	**$ 17,392,761**	**$ 17,551,639**	**$ 17,112,902**	**$ 17,072,834**	**$ 17,038,755**	**$ 17,000,710**	**$ 15,942,105**
Funded by Capital Improvement Tax Fund (Income Tax Funding)	$ 2,740,135	$ 2,722,228	$ 3,731,976	$ 3,088,161	$ 3,915,200	$ 4,562,843	$ 3,481,574	$ 4,310,739	$ 4,029,672	$ 3,910,799	$ 4,158,385	$ 4,143,491	$ 4,628,494	$ 4,317,644	$ 4,316,944	4478082	4875703
Funded by Capital Improvement Tax Fund - NEW DEBT (Income Tax Funding)	$ -	$ -	$ -	$ -	$ -	$ 2,486,000	$ 3,302,000	$ 3,730,500	$ 3,874,500	$ 3,874,500	$ 3,874,500	$ 3,874,500	$ 3,874,500	$ 3,874,500	$ 3,874,500	$ 3,874,500	$ 3,874,500
Funded by Bond Retirement Fund (Proceeds for Payoffs)	$ 8,210,000	0	$ -	$ -	$ -												
Other Revenue in Bond Retirment Fund	$ 496,669	$ 5,948,071	$ 672,637	$ 3,677,378	$ -												
Funded by General Fund	$ -	$ -	$ -	$ -	$ -	$ -	$ -	$ -	$ -	$ -	$ -	$ -	$ -	$ -	$ -	$ -	$ -
Funded by State Highway Fund	$ -	$ -	$ 25,000	$ 25,000	$ 25,000	$ 25,000	$ 25,000	$ 25,000	$ 25,000	$ 25,000	$ 25,000	$ 250,000	$ -	$ -	$ -	$ -	$ -
Funded by Hotel/Motel Tax Fund	$ 161,889	$ 161,216	$ 162,255	$ 162,735	$ 163,909	$ 165,400	$ 166,460	$ -	$ -	$ -	$ -	$ -	$ -	$ -	$ -	0	0
Funded by Parkland Acquisition Fund	$ 242,632	$ 233,445	$ 236,700	$ 238,820	$ 239,540	$ 240,520	$ 207,000	$ -	$ -	$ -	$ -	$ -	$ -	$ -	$ -	0	0
Funded by Woerner-Temple TIF	$ 480,900	$ 462,007	$ 448,663	$ 449,264	$ 452,222	$ 455,572	$ -	$ -	$ -	$ -	$ -	$ -	$ -	$ -	$ -	0	0
Funded by Ruscilli TIF	$ 1,035,813	$ 1,038,075	$ 1,035,475	$ 497,725	$ -	$ -	$ 55,000	$ 700,000	$ 700,000	$ 700,000	$ 379,318	$ 800,000	$ 816,094	$ 786,178	$ -	0	0
Funded by Pizzutti TIF						$ -	$ 64,469	$ 750,000	$ 750,000	$ 400,000	$ -	$ 60,000	$ -	$ -	$ -	0	0
Funded by Thomas Kohler TIF	$ 156,048	$ 155,399	$ 155,678	$ 156,138	$ 157,264	$ 158,695	$ 159,711	$ -	$ -	$ -	$ -	$ -	$ -	$ -	$ -	0	0
Funded by McKitrict TIF	$ 646,240	$ 731,420	$ 494,000	$ 1,074,798	$ 2,299,993	$ 1,108,887	$ 1,155,320	$ 1,153,695	$ 1,155,223	$ 953,305	$ 704,540	$ 725,580	$ -	$ -	$ -	0	0
Funded by Rings Road TIF	$ 270,480	$ 269,358	$ 274,081	$ 274,891	$ 276,874	$ 279,391	$ 281,181	$ -	$ -	$ -	$ -	$ -	$ -	$ -	$ -	0	0
Funded by Perimeter West TIF	$ 969,724	$ 963,345	$ 965,905	$ 965,136	$ 966,097	$ 977,008	$ 980,942	$ 661,119	$ 653,744	$ 653,744	$ 653,144	$ 657,094	$ 649,750	$ 656,388	$ 655,738	653625	0
Funded by Upper Metro TIF	$ -	$ -	$ 4,743	$ 171,585	$ 1,036,100	$ 2,081,706	$ 1,933,075	$ 495,000	$ 495,000	$ 495,000	$ 495,000	$ -					
Funded by Emerald Parkway 8 TIF	$ -	$ -	$ 384,388	$ -	$ -	$ -	$ 150,425	$ 151,275	$ 151,824	$ 162,075	$ 142,025	$ 131,672	$ 136,025	$ 138,250	$ 139,950	136125	50000
Funded by River Ridge TIF	$ 130,053	$ 138,324	$ 137,091	$ 137,642	$ 137,344	$ 137,826	$ 137,480	$ 136,605	$ 137,428	$ 136,395	$ 137,060	$ 137,620	$ 175,000	$ 175,000	$ 175,000	175000	175000
Funded by Kroger Centre TIF	$ 458,571	$ 300,000	$ 99,388	$ 479,476	$ 282,375	$ 230,000	$ 230,000	$ 230,000	$ 230,000	$ 230,000	$ 230,000	$ 230,000	$ 225,000	$ 225,000	$ 225,000	225000	225000
Funded by Lifetime Fitness TIF	$ -	$ -	$ -	$ -	$ -	$ 100,000	$ 100,000	$ 100,000	$ 100,000	$ 90,000	$ 110,000	$ 120,000	$ 120,000	$ 120,000	$ 120,000	120000	120000
Funded by Dublin Methodist Hospital TIF	$ -	$ -	$ -	$ -	$ -	$ -	$ -	$ 86,695	$ 57,160	$ 381,517	$ 39,900	$ 25,887	$ 40,606	$ 40,453	$ 795,652	600000	175000
Funded by Bridge Street District TIF	$ 241,528	$ 256,888	$ 254,598	$ 255,600	$ 30,975	$ -	$ -	$ -	$ -	$ -	$ -	$ -	$ -	$ -	$ -	0	0
Funded by Vrable TIF	$ -	$ -	$ -	$ -	$ -	$ 150,000	$ 150,000	$ 150,000	$ 150,000	$ 150,000	$ 148,894	$ 100,000	$ 152,645	$ 457,795	$ 454,320	$ 453,795	$ 444,920
Funded by Tuller TIF	$ -	$ -	$ -	$ 345,000	$ 359,960	$ 782,500	$ 781,550	$ 780,300	$ 953,750	$ 956,900	$ 954,600	$ 957,800	$ 955,200	$ 956,550	$ 957,450	957900	957900
Funded by Shamrock Crossing TIF	$ -	$ -	$ -	$ -	$ -	$ 100,000	$ 100,000	$ 100,000	$ 200,000	$ 250,000	$ 250,000	$ 250,000	$ 250,000	$ 250,000	$ 250,000	$ 250,000	$ 250,000
Funded by Penzone TIF	$ -	$ -	$ -	$ -	$ -	$ 80,000	$ 80,000	$ 80,000	$ 80,000	$ 80,000	$ 80,000	$ 80,000	$ 80,000	$ 80,000	$ 80,000	$ 80,000	$ 80,000
Funded by H2 Hotel TIF	$ -	$ -	$ -	$ -	$ -	$ 150,000	$ 150,000	$ 150,000	$ 150,000	$ 150,000	$ 150,000	$ 150,000	$ 150,000	$ 150,000	$ 150,000	$ 150,000	$ 150,000
Funded by Crawford Hoying MSP	$ -	$ -	$ -	$ -	$ 1,887,978	$ 2,432,351	$ 2,432,351	$ 2,432,351	$ 2,432,351	$ 2,432,351	$ 2,432,351	$ 2,432,351	$ 2,432,351	$ 2,432,351	$ 2,432,351	$ 2,432,351	$ 2,432,351
Funded by Bridge Park TIF	$ -	$ -	$ 215,140	$ 1,490,188	$ -	$ -	$ -	$ -	$ -	$ -	$ -	$ -	$ -	$ -	$ -	$ -	$ -
Funded by Water Fund	$ 2,365,013	$ 294,425	$ 296,175	$ 297,300	$ 297,426	$ 293,876	$ 293,638	$ 293,163	$ 296,713	$ 299,463	$ 296,463	$ 294,338	$ 296,919	$ 289,119	$ 290,775	291775	157268.75
Funded by Sewer Fund	$ 3,553,623	$ 1,669,646	$ 1,796,210	$ 1,851,941	$ 1,521,680	$ 1,089,444	$ 1,447,932	$ 1,812,332	$ 2,096,682	$ 2,126,807	$ 2,131,582	$ 2,131,307	$ 2,130,319	$ 2,123,607	$ 2,121,076	2122556.76	1974462.51
TOTAL DEBT SERVICE	**$ 21,892,167**	**$ 9,518,566**	**$ 14,233,544**	**$ 15,392,078**	**$ 17,399,616**	**$ 17,686,479**	**$ 17,226,080**	**$ 16,719,803**	**$ 16,843,766**	**$ 16,140,627**	**$ 15,518,213**	**$ 15,505,988**	**$ 15,248,352**	**$ 15,196,033**	**$ 15,161,955**	**$ 15,123,909**	**$ 14,152,255**
Total Principal Paid (Retired)	$ 14,172,000	$ 5,962,000	$ 7,144,376	$ 7,857,049	$ 9,252,843	$ 9,606,635	$ 8,312,720	$ 7,295,108	$ 7,227,811	$ 7,220,838	$ 6,460,198	$ 6,739,901	$ 6,778,457	$ 7,028,379	$ 7,301,175	7579359	7197940
Total Interest Paid	$ 1,801,531	$ 1,592,495	$ 4,996,783	$ 5,385,788	$ 6,568,468	$ 6,087,325	$ 5,746,591	$ 5,465,500	$ 5,224,860	$ 4,495,819	$ 4,632,270	$ 4,342,742	$ 4,044,956	$ 3,757,228	$ 3,451,229	3132518	2824882
Total Principal Paid - Water (Retired)	$ 2,220,000	$ 185,000	$ 190,000	$ 195,000	$ 200,000	$ 200,000	$ 205,000	$ 210,000	$ 220,000	$ 230,000	$ 235,000	$ 240,000	$ 250,000	$ 250,000	$ 260,000	270000	145000
Total Interest Paid - Water	$ 145,013	$ 109,425	$ 106,175	$ 102,300	$ 97,425	$ 93,875	$ 88,638	$ 83,163	$ 76,713	$ 69,463	$ 61,463	$ 54,338	$ 46,919	$ 39,119	$ 30,775	21775	12269
Total Principal Paid - Sewer (Retired)	$ 3,197,499	$ 1,376,471	$ 1,507,567	$ 1,580,884	$ 1,021,155	$ 360,000	$ 375,000	$ 385,000	$ 395,000	$ 410,000	$ 430,000	$ 445,000	$ 460,000	$ 470,000	$ 485,000	505000	375000
Total Interest Paid - Sewer	$ 356,124	$ 293,175	$ 288,643	$ 271,057	$ 259,725	$ 243,044	$ 232,931	$ 222,931	$ 211,281	$ 197,206	$ 181,981	$ 166,706	$ 150,719	$ 134,006	$ 116,475	97956	79863
Total Principal Paid - New Debt (Retired)	*$ -*	*$ -*	*$ -*	*$ -*	*$ -*	*$ 684,750*	*$ 1,415,750*	*$ 1,911,313*	*$ 2,180,063*	*$ 2,198,313*	*$ 2,198,313*	*$ 2,198,313*	*$ 2,198,313*	*$ 2,198,313*	*$ 2,198,313*	*$ 2,198,313*	*$ 2,198,313*
Total Interest Paid - New Debt	*$ -*	*$ -*	*$ -*	*$ -*	*$ -*	*$ 410,850*	*$ 849,450*	*$ 1,146,788*	*$ 1,308,038*	*$ 1,318,988*	*$ 1,318,988*	*$ 1,318,988*	*$ 1,318,988*	*$ 1,318,988*	*$ 1,318,988*	*$ 1,318,988*	*$ 1,318,988*

1807518.8 1804400 1808450 1623350 1623600

Funded by Bond Issue
Funded by other Debt Instruments
Grants from Govermental Agencies
Other - List it

SOURCE OF CAPITAL FUNDING to MEET CAPITAL NEEDS
Cash Funded from Income Tax Revenues - amount used

Note - by policy, amount available for Capital Funding (40%)	$ 8,806,853	$ 8,778,486	$ 8,998,030	$ 8,750,687	$ 8,600,000	$ 8,600,000	$ 8,600,000	$ 8,600,000	$ 8,600,000	$ 8,600,000											
Funded by 'Surplus' not used for IT Supported Debt						$ 5,669,720	$ 5,933,540	$ 4,673,374	$ 4,993,683	$ 5,110,056											
Funded by Draw Down of General Fund						$ -	$ -	$ 9,936,000	$ -	$ -											
Funded by Draw Down of Capital Improvement Tax Fund						$ 3,500,000	$ 455,863	$ 97,796	$ 1,669,713	$ 3,795,439											
Funded by TIF Finance (Advance) Repayments						$ 2,078,500	$ 2,322,000	$ 2,423,500	$ 2,548,500	$ 2,036,400											
Funded by TIF Service Payments						$ 4,879,000	$ 2,164,000	$ 1,500,000	$ 780,000	$ 25,000											
Funded by Bond Issue						$ 14,845,000	$ 14,620,000	$ 9,911,250	$ 5,375,000	$ 365,000											
Grants from Govermental Agencies						$ -	$ 9,900,000	$ -	$ -	$ -											
Funded by Interest Earnings on Capital Improvement Tax Fund						$ 200,000	$ 200,000	$ 200,000	$ 200,000	$ 200,000											
Funded by Developer Contribution						$ 498,000	$ 898,800	$ 2,609,000	$ -	$ -											
Funded by Property Tax Revenue						$ 3,770,000	$ 3,770,000	$ 3,770,000	$ 3,770,000	$ 3,770,000											
Unfunded Portion						$ 1,087,500	$ 7,735,950	$ 7,368,750	$ -	$ -											
Funded by Water/Sewer Funds						$ 1,660,000	$ 1,885,000	$ 2,205,000	$ 2,425,000	$ 1,120,000											
Funded by Other Funds						$ 65,000	$ 2,515,000	$ 420,000	$ 25,000	$ 50,000											
DEBT FINANCING	$ 20,651,264	$ 84,871,070	$ 28,561,835	$ 41,590,571																	
Issue of Notes Payable			$ 4,720,000																		
Issue of Long Term Debt	$ 107,574	$ 275,500	$ 18,564,198	$ 7,416,271																	
Issue of bonds	$ 20,055,000	$ 78,700,000	$ 9,325,000	$ 30,500,000																	
Premium on Bond issuance	$ 488,690	$ 5,895,570	$ 672,637	$ 3,674,300																	
TOTAL DEBT - RETIRED / ADDED																					
Principle Retired	$ 7,523,467	$ 8,998,422	$ 9,970,523	$ 10,473,997	$ 10,261,411	$ 8,990,360	$ 7,990,700	$ 7,946,444	$ 7,967,602	$ 7,235,189	$ 7,538,217	$ 7,605,198	$ 7,868,648	$ 8,170,080	$ 8,482,008	$ 7,849,448	$ 8,167,415				
Bond Buyback funded from General Fund																					
Bond Buyback funded by other source (list)																					
Annual increase/(decrease) in bond debt balance	$ 13,020,223	$ 75,597,148	$ 27,114	$ 23,700,303	-$ 10,261,411	-$ 8,990,360	-$ 7,990,700	-$ 7,946,444	-$ 7,967,602	-$ 7,235,189	-$ 7,538,217	-$ 7,605,198	-$ 7,868,648	-$ 8,170,080	-$ 8,482,008	-$ 7,849,448	-$ 8,167,415				
Same as line 9 Total Debt Outstanding	$ 63,317,066	$ 147,003,599	$ 147,330,177	$ 169,239,653	$ 156,776,130	$ 146,609,495	$ 137,716,775	$129,826,667	$ 121,983,855	$ 114,123,017	$ 106,997,820	$ 99,572,919	$ 92,084,462	$ 84,336,084	$ 76,289,908	$ 67,935,550	$ 60,217,610				
FINANCING COSTS																					
Interest and Finance Charges on Debt	$ 1,976,517	$ 5,970,171	$ 6,458,768	$ 5,922,147	$ 6,925,617	$ 6,646,451	$ 6,279,575	$ 5,971,890	$ 5,701,696	$ 4,939,529	$ 5,040,598	$ 4,716,144	$ 4,382,049	$ 4,056,515	$ 3,710,945	$ 3,350,606	$ 8,198,036				
Interest and Finance Charge % of Income Tax Revenue	2.2%	6.8%	7.2%	6.8%	8.1%	7.7%	7.3%	6.9%	6.6%	5.7%	5.9%	5.5%	5.1%	4.7%	4.3%	3.9%	9.5%				
Guarantee Payments to Govermental Entities/Schools	$ 1,536,965	$ 1,536,965	$ 1,536,965	$ 1,536,965	$ 1,536,965	$ 1,536,965	$ 1,536,965	$ 1,536,965	$ 1,536,965	$ 1,536,965	$ 1,536,965	$ 1,536,965	$ 1,536,965	$ 1,536,965	$ 1,536,965	$ 1,536,965	$ 1,536,965				
TOTAL DEBT SERVICE, INTEREST, GOVERMENTAL PAYMENTS	$ 11,036,949	$ 16,505,558	$ 17,966,256	$ 17,933,109	$ 18,723,993	$ 17,173,776	$ 15,807,240	$ 15,455,299	$ 15,206,263	$ 13,711,683	$ 14,115,780	$ 13,858,307	$ 13,787,662	$ 13,763,560	$ 13,729,918	$ 12,737,019	$ 17,902,416				
FUNDING SOURCE FOR DEBT SERVICE / RETIREMENT		**$ 7,128,238**	**$ 9,773,869**	**$ 11,457,747**	**$ 10,800,295**	**$ 12,800,715**	**$ 12,800,715**	**$ 12,800,715**	**$ 12,800,715**	**$ 12,800,715**	**$ 12,800,715**	**$ 12,800,715**	**$ 11,600,715**	**$ 9,440,715**	**$ 9,440,715**	**$ 7,737,767**	**$ 7,112,767**				
TIF Service Payments Total (scheduled below)		$ 7,128,238	$ 9,773,869	$ 11,457,747	$ 10,800,295	$ 12,800,715	$ 12,800,715	$ 12,800,715	$ 12,800,715	$ 12,800,715	$ 12,800,715	$ 12,800,715	$ 11,600,715	$ 9,440,715	$ 9,440,715	$ 7,737,767	$ 7,112,767				
TIF Advance Repayments Total (scheduled below)																					
Income Tax Debt Service (schedule above)																					
Note - by policy, amount available for Debt Service (60%)	$ 13,210,280	$ 13,167,729	$ 13,497,045	$ 13,126,030	$ 12,900,000	$ 12,900,000	$ 12,900,000	$ 12,900,000	$ 12,900,000	$ 12,900,000	$ 12,900,000	$ 12,900,000	$ 12,900,000	$ 12,900,000	$ 12,900,000	$ 12,900,000	$ 12,900,000				
Note - by policy, cap for Debt Service (90% of 60%)	$ 11,889,252	$ 11,850,956	$ 12,147,340	$ 11,813,427	$ 11,610,000	$ 11,610,000	$ 11,610,000	$ 11,610,000	$ 11,610,000	$ 11,610,000	$ 11,610,000	$ 11,610,000	$ 11,610,000	$ 11,610,000	$ 11,610,000	$ 11,610,000	$ 11,610,000				
- - TIF Schedule - -																					
Total Amount of TIF Funds Advances Funded	$ 65,007,931	$ 80,413,697	$ 87,007,197	$ 89,363,397	$ 90,684,897	$ 87,337,600	$ 83,435,600	$ 82,067,350	$ 77,860,850	$ 73,941,450	$ 69,984,950	$ 65,278,450	$ 62,410,375	$ 60,757,938	$ 59,804,938	$ 57,890,350	$ 56,750,750				
Total of TIF Service Payments Received/ Anticipated	$ 8,605,165	$ 7,128,238	$ 9,773,869	$ 11,457,747	$ 10,800,295	$ 12,800,715	$ 12,800,715	$ 12,800,715	$ 12,800,715	$ 12,800,715	$ 12,800,715	$ 12,800,715	$ 11,600,715	$ 9,440,715	$ 9,440,715	$ 7,737,767	$ 7,112,767				
Total of TIF Fund Advance Repayments Received/Anticipated	$ 883,500	$ 2,087,234	$ 9,290,000	$ 2,227,000	$ 3,508,500	$ 4,227,297	$ 4,302,000	$ 4,068,250	$ 4,506,500	$ 4,094,400	$ 3,956,500	$ 4,706,500	$ 2,868,075	$ 1,652,437	$ 953,000	$ 429,588	$ 180,000				
	2014	2015	2016	2017	2018	2019	2020	2021	2022	2023	2024	2025	2026	2027	2028	2029	2030				
TIF Funds Tied To Debt — Rings Road TIF Fund - Outstanding Advance	$ 98,797	$ 98,797	$ 98,797	$ 98,797	$ 98,797	$ -	$ -	$ -	$ -	$ -	$ -	$ -	$ -	$ -	$ -	$ -					
Due to General Fund	$ 98,797	$ 98,797	$ 98,797	$ 98,797	$ 98,797	$ -	$ -	$ -	$ -	$ -	$ -	$ -	$ -	$ -	$ -	$ -					
Due to Capital Improvement Tax Fund	$ -	$ -	$ -	$ -	$ -	$ -	$ -	$ -	$ -	$ -	$ -	$ -	$ -	$ -	$ -	$ -					
Due to Other Funds	$ -	$ -	$ -	$ -	$ -	$ -	$ -	$ -	$ -	$ -	$ -	$ -	$ -	$ -	$ -	$ -					
Annual Service Payment	$ 421,712	$ 68,661	$ 310,102	$ 311,959	$ 300,000	$ 300,000	$ 300,000	$ 300,000	$ 300,000	$ 300,000	$ 300,000	$ 300,000	$ 300,000	$ 300,000	$ 300,000	$ 300,000					
Advance Repayment	$ -	$ -	$ -	$ -	$ -	$ 98,797	$ -	$ -	$ -	$ -	$ -	$ -	$ -	$ -	$ -	0					
TIF Expiration	2029																				
Woerner Temple TIF Fund - Outstanding Advance	$ 1,159,550	$ 1,397,550	$ 1,706,550	$ 2,036,550	$ 2,266,550	$ 2,546,550	$ 2,386,550	$ 2,226,550	$ 2,068,550	$ 1,910,550	$ 1,752,550	$ 1,594,550	$ 1,436,550	$ 1,278,550	$ 1,120,550	$ 959,600					
Due to General Fund	$ 1,159,550	$ 1,397,550	$ 1,706,550	$ 2,036,550	$ 2,266,550	$ 2,546,550	$ 2,386,550	$ 2,226,550	$ 2,068,550	$ 1,910,550	$ 1,752,550	$ 1,594,550	$ 1,436,550	$ 1,278,550	$ 1,120,550	$ 959,600					
Due to Capital Improvement Tax Fund	$ -	$ -	$ -	$ -	$ -	$ -	$ -	$ -	$ -	$ -	$ -	$ -	$ -	$ -	$ -	$ -					
Due to Other Funds	$ -	$ -	$ -	$ -	$ -	$ -	$ -	$ -	$ -	$ -	$ -	$ -	$ -	$ -	$ -	$ -					
Annual Service Payment	$ 229,220	$ 228,392	$ 130,984	$ 179,785	$ 175,000	$ 175,000	$ 175,000	$ 175,000	$ 175,000	$ 175,000	$ 175,000	$ 175,000	$ 175,000	$ 175,000	$ 175,000	$ 175,000					
Advance Repayment	$ -	$ -	$ -	$ -	$ -	$ -	$ 160,000	$ 160,000	$ 158,000	$ 158,000	$ 158,000	$ 158,000	$ 158,000	$ 158,000	$ 158,000	$ 160,950					
TIF Expiration	2029																				
Perimeter West TIF Fund - Outstanding Advance	$ -	$ 590,000	$ 595,000	$ 595,000	$ -	$ -	$ 400,000	$ 3,100,000	$ 2,500,000	$ 2,200,000	$ 1,900,000	$ 1,600,000	$ 1,300,000	$ 1,090,000	$ 1,090,000	$ 1,090,000	$ 1,090,000				
Due to General Fund	$ -	$ -	$ -	$ -	$ -		$ -	$ 2,700,000	$ 2,500,000	$ 2,200,000	$ 1,900,000	$ 1,600,000	$ 1,300,000	$ 1,090,000	$ 1,090,000	$ 1,090,000	$ 1,090,000				
Due to Capital Improvement Tax Fund	$ -	$ 590,000	$ 595,000	$ 595,000	$ -		$ 400,000	$ 400,000	$ -	$ -	$ -	$ -	$ -	$ -	$ -	$ -	$ -				
Due to Other Funds	$ -	$ -	$ -	$ -	$ -	$ -	$ -	$ -	$ -	$ -	$ -	$ -	$ -	$ -	$ -	$ -	$ -				
Annual Service Payment	$ 2,211,691	$ 1,189,089	$ 1,417,809	$ 1,727,749	$ 1,500,000	$ 1,500,000	$ 1,500,000	$ 1,500,000	$ 1,500,000	$ 1,500,000	$ 1,500,000	$ 1,500,000	$ 1,500,000	$ -	$ -	0	0				
Advance Repayment	$ -	$ -	$ -	$ -	$ 595,000	$ -	$ -	$ -	$ 600,000	$ 300,000	$ 300,000	$ 300,000	$ 300,000	$ 210,000	$ -	$ -	$ -				
TIF Expiration	2026																				
Thomas Kohler TIF Fund - Outstanding Advance	$ 4,515,000	$ 4,515,000	$ 4,265,000	$ 4,015,000	$ 3,765,000	$ 3,515,000	$ 3,265,000	$ 2,800,000	$ 2,130,000	$ 1,460,000	$ 790,000	$ 120,000	$ -								
Due to General Fund	$ -	$ -	$ -	$ -	$ -	$ -	$ -	$ -	$ -	$ -	$ -	$ -	$ -								
Due to Capital Improvement Tax Fund	$ 4,515,000	$ 4,515,000	$ 4,265,000	$ 4,015,000	$ 3,765,000	$ 3,515,000	$ 3,265,000	$ 2,800,000	$ 2,130,000	$ 1,460,000	$ 790,000	$ 120,000	$ -								

Due to Other Funds	$ -	$ -	$ -	$ -	$ -	$ -	$ -	$ -	$ -	$ -	$ -	$ -	$ -	$ -	$ -							
Annual Service Payment	$ 790,912	$ 701,287	$ 641,181	$ 613,343	$ 660,000	$ 660,000	$ 660,000	$ 660,000	$ 660,000	$ 660,000	$ 660,000	$ 660,000	$ 660,000	$ 660,000	$ 660,000							
Advance Repayment	$ -	$ -	$ 250,000	$ 250,000	$ 250,000	$ 250,000	$ 250,000	$ 465,000	$ 670,000	$ 670,000	$ 670,000	$ 670,000	$ 120,000									
TIF Expiration	2027																					
Not Actual TIF Fund*** Emerald 8 TIF Fund - Outstanding Advance	$ 2,500,000	$ 2,500,000	$ 2,500,000	$ 2,500,000	$ 2,500,000	$ 2,500,000	$ 2,500,000	$ 2,500,000	$ 2,500,000	$ 2,500,000	$ 2,500,000	$ 2,500,000	$ 2,500,000	$ 2,500,000	$ 2,500,000	$ 2,500,000	$ 2,500,000	$ 2,500,000	$ 2,500,000	$ 2,500,000	$ 2,500,000	$ 2,500,000
Due to General Fund	$ 2,500,000	$ 2,500,000	$ 2,500,000	$ 2,500,000	$ 2,500,000	$ 2,500,000	$ 2,500,000	$ 2,500,000	$ 2,500,000	$ 2,500,000	$ 2,500,000	$ 2,500,000	$ 2,500,000	$ 2,500,000	$ 2,500,000	$ 2,500,000	$ 2,500,000	$ 2,500,000	$ 2,500,000	$ 2,500,000	$ 2,500,000	$ 2,500,000
Due to Capital Improvement Tax Fund	$ -	$ -	$ -	$ -	$ -	$ -	$ -	$ -	$ -	$ -	$ -	$ -	$ -	$ -	$ -	$ -	$ -	$ -	$ -	$ -	$ -	$ -
Due to Other Funds	$ -	$ -	$ -	$ -	$ -	$ -	$ -	$ -	$ -	$ -	$ -	$ -	$ -	$ -	$ -	$ -	$ -	$ -	$ -	$ -	$ -	$ -
Annual Service Payment	$ -	$ -	$ -	$ -	$ -	$ -	$ -	$ -	$ -	$ -	$ -	$ -	$ -	$ -	$ -	$ -	$ -	$ -	$ -	$ -	$ -	$ -
Advance Repayment	$ -	$ -	$ -	$ -	$ -	$ -	$ -	$ -	$ -	$ -	$ -	$ -	$ -	$ -	$ -	$ -	$ -	$ -	$ -	$ -	$ -	$ -
TIF Expiration	n/a																					
McKitrick TIF Fund - Outstanding Advance	$ 1,065,609	-$ 540,000	$ -	$ -	$ -	$ -	$ -	$ -	$ -	$ -	$ -	$ -	$ -									
Due to General Fund	$ -	$ -	$ -	$ -	$ -	$ -	$ -	$ -	$ -	$ -	$ -	$ -	$ -									
Due to Capital Improvement Tax Fund	$ -	$ -	$ -	$ -	$ -	$ -	$ -	$ -	$ -	$ -	$ -	$ -	$ -									
Due to Other Funds	$ 1,065,609	-$ 540,000	$ -	$ -	$ -	$ -	$ -	$ -	$ -	$ -	$ -	$ -	$ -									
Annual Service Payment	$ 1,132,695	$ 1,156,787	$ 1,144,277	$ 1,144,647	$ 790,000	$ 710,000	$ 710,000	$ 710,000	$ 710,000	$ 710,000	$ 710,000	$ 710,000										
Advance Repayment	$ -	$ 1,605,609	$ 540,000	$ -	$ -	$ -	$ -	$ -	$ -	$ -	$ -	$ -	$ -									
TIF Expiration	2025																					
Lifetime TIF Fund - Outstanding Advance	$ 1,800,000	$ 2,400,000	$ 2,850,000	$ 2,550,000	$ 2,425,000	$ 2,300,000	$ 2,175,000	$ 2,050,000	$ 1,925,000	$ 1,800,000	$ 1,800,000	$ 1,800,000	$ 1,800,000	$ 1,800,000	$ 1,800,000	$ 1,800,000	$ 1,800,000	$ 1,800,000	$ 1,800,000	$ 1,800,000	$ 1,800,000	$ 1,800,000
Due to General Fund	$ -	$ -	$ -	$ -	$ -	$ -	$ -	$ -	$ -	$ -	$ -	$ -	$ -	$ -	$ -	$ -	$ -	$ -	$ -	$ -	$ -	$ -
Due to Capital Improvement Tax Fund	$ 1,800,000	$ 2,400,000	$ 1,650,000	$ 2,550,000	$ 2,425,000	$ 2,300,000	$ 2,175,000	$ 2,050,000	$ 1,925,000	$ 1,800,000	$ 1,800,000	$ 1,800,000	$ 1,800,000	$ 1,800,000	$ 1,800,000	$ 1,800,000	$ 1,800,000	$ 1,800,000	$ 1,800,000	$ 1,800,000	$ 1,800,000	$ 1,800,000
Due to Other Funds	$ -	$ -	$ -	$ -	$ -	$ -	$ -	$ -	$ -	$ -	$ -	$ -	$ -	$ -	$ -	$ -	$ -	$ -	$ -	$ -	$ -	$ -
Annual Service Payment	$ 142,357	$ 141,843	$ 141,848	$ 141,934	$ 120,000	$ 120,000	$ 120,000	$ 120,000	$ 120,000	$ 120,000	$ 120,000	$ 120,000	$ 120,000	$ 120,000	$ 120,000	$ 120,000	$ 120,000	$ 120,000	$ 120,000	$ 120,000	$ 120,000	$ 120,000
Advance Repayment	$ -	$ -	$ -	$ 300,000	$ 125,000	$ 125,000	$ 125,000	$ 125,000	$ 125,000	$ 125,000	$ 125,000	$ -	$ -	$ -	$ -	$ -	$ -	$ -	$ -	$ -	$ -	$ -
TIF Expiration	2036																					
Upper Metro TIF Fund - Outstanding Advance	$ 750,000	$ 750,000	$ 750,000	$ 750,000	$ 750,000	$ 750,000	$ 750,000	$ 750,000	$ 750,000	$ 750,000	$ 750,000	$ -										
Due to General Fund	$ 750,000	$ 750,000	$ 750,000	$ 750,000	$ 750,000	$ 750,000	$ 750,000	$ 750,000	$ 750,000	$ 750,000	$ 750,000	$ -										
Due to Capital Improvement Tax Fund	$ -	$ -	$ -	$ -	$ -	$ -	$ -	$ -	$ -	$ -	$ -	$ -										
Due to Other Funds	$ -	$ -	$ -	$ -	$ -	$ -	$ -	$ -	$ -	$ -	$ -	$ -										
Annual Service Payment	$ 242,000	$ 241,126	$ 261,070	$ 266,437	$ 490,000	$ 490,000	$ 490,000	$ 490,000	$ 490,000	$ 490,000	$ 490,000											
Advance Repayment	$ -	$ -	$ -	$ -	$ -	$ -	$ -	$ -	$ -	$ -	$ -	$ 750,000	$ -									
TIF Expiration	2025																					
Ruscilli TIF Fund - Outstanding Advance	$ -	$ -	$ -	$ -	$ -	$ -	$ -	$ -	$ -	$ -	$ -	$ -	$ -	$ -	$ -	$ -						
Due to General Fund	$ -	$ -	$ -	$ -	$ -	$ -	$ -	$ -	$ -	$ -	$ -	$ -	$ -	$ -	$ -	$ -						
Due to Capital Improvement Tax Fund	$ -	$ -	$ -	$ -	$ -	$ -	$ -	$ -	$ -	$ -	$ -	$ -	$ -	$ -	$ -	$ -						
Due to Other Funds	$ -	$ -	$ -	$ -	$ -	$ -	$ -	$ -	$ -	$ -	$ -	$ -	$ -	$ -	$ -	$ -						
Annual Service Payment	$ 538,092	$ 600,333	$ 245,118	$ 493,808	$ 470,000	$ 470,000	$ 470,000	$ 470,000	$ 470,000	$ 470,000	$ 470,000	$ 470,000	$ 470,000	$ 470,000	$ 470,000							
Advance Repayment	$ -	$ -	$ -	$ -	$ -	$ -	$ -	$ -	$ -	$ -	$ -	$ -	$ -	$ -	$ -							
TIF Expiration	2028																					
Pizzuit TIF Fund - Outstanding Advance	$ 1,950,000	$ 1,950,000	$ 1,950,000	$ 1,950,000	$ 1,950,000	$ 1,950,000	$ 1,950,000	$ 1,950,000	$ 2,250,000	$ 2,425,000	$ 2,250,000	$ 2,075,000	$ 1,900,000	$ 1,700,000	$ 1,485,000							
Due to General Fund	$ -	$ -	$ -	$ -	$ -	$ -	$ -	$ -	$ -	$ -	$ -	$ -	$ -	$ -	$ -							
Due to Capital Improvement Tax Fund	$ 1,950,000	$ 1,950,000	$ 1,950,000	$ 1,950,000	$ 1,950,000	$ 1,950,000	$ 1,950,000	$ 1,950,000	$ 2,250,000	$ 2,425,000	$ 2,250,000	$ 2,075,000	$ 1,900,000	$ 1,700,000	$ 1,485,000							
Due to Other Funds	$ -	$ -	$ -	$ -	$ -	$ -	$ -	$ -	$ -	$ -	$ -	$ -	$ -	$ -	$ -							
Annual Service Payment	$ 334,581	$ 206,198	$ 218,242	$ 218,743	$ 200,000	$ 200,000	$ 200,000	$ 200,000	$ 200,000	$ 200,000	$ 200,000	$ 200,000	$ 200,000	$ 200,000	$ 200,000							
Advance Repayment	$ -	$ -	$ -	$ -	$ -	$ -	$ -	$ -	$ -	$ -	$ 175,000	$ 175,000	$ 175,000	$ 200,000	$ 215,000							
TIF Expiration	2028																					
Dublin Methodist TIF Fund - Outstanding Advance	$ -	$ -	$ -	$ -	$ -	$ -	$ -	$ -	$ -	$ -	$ -	$ -	$ -	$ -	$ -	$ -						
Due to General Fund	$ -	$ -	$ -	$ -	$ -	$ -	$ -	$ -	$ -	$ -	$ -	$ -	$ -	$ -	$ -	$ -						
Due to Capital Improvement Tax Fund	$ -	$ -	$ -	$ -	$ -	$ -	$ -	$ -	$ -	$ -	$ -	$ -	$ -	$ -	$ -	$ -						
Due to Other Funds	$ -	$ -	$ -	$ -	$ -	$ -	$ -	$ -	$ -	$ -	$ -	$ -	$ -	$ -	$ -	$ -						
Annual Service Payment	$ 138,216	$ 151,842	$ 151,842	$ 75,970	$ 150,000	$ 150,000	$ 150,000	$ 150,000	$ 150,000	$ 150,000	$ 150,000	$ 150,000	$ 150,000	$ 150,000	$ 150,000	$ 150,000						
Advance Repayment	$ -	$ -	$ -	$ -	$ -	$ -	$ -	$ -	$ -	$ -	$ -	$ -	$ -	$ -	$ -	$ -						
TIF Expiration	2038																					
River Ridge TIF Fund - Outstanding Advance	$ 2,578,000	$ 2,578,000	$ 2,378,000	$ 2,178,000	$ 2,128,000	$ 2,128,000	$ 2,128,000	$ 2,128,000	$ 2,128,000	$ 2,128,000	$ 2,128,000	$ 2,128,000	$ 2,128,000	$ 2,128,000	$ 2,128,000	$ 2,128,000	$ 2,128,000	$ 2,128,000	$ 2,128,000	$ 2,128,000	$ 2,128,000	$ 2,128,000
Due to General Fund	$ -	$ -	$ -	$ -	$ -	$ -	$ -	$ -	$ -	$ -	$ -	$ -	$ -	$ -	$ -	$ -	$ -	$ -	$ -	$ -	$ -	$ -
Due to Capital Improvement Tax Fund	$ 1,843,000	$ 1,843,000	$ 1,643,000	$ 1,443,000	$ 1,393,000	$ 1,393,000	$ 1,393,000	$ 1,393,000	$ 1,393,000	$ 1,393,000	$ 1,393,000	$ 1,393,000	$ 1,393,000	$ 1,393,000	$ 1,393,000	$ 1,393,000	$ 1,393,000	$ 1,393,000	$ 1,393,000	$ 1,393,000	$ 1,393,000	$ 1,393,000
Due to Other Funds	$ 735,000	$ 735,000	$ 735,000	$ 735,000	$ 735,000	$ 735,000	$ 735,000	$ 735,000	$ 735,000	$ 735,000	$ 735,000	$ 735,000	$ 735,000	$ 735,000	$ 735,000	$ 735,000	$ 735,000	$ 735,000	$ 735,000	$ 735,000	$ 735,000	$ 735,000
Annual Service Payment	$ 19,860	$ 30,844	$ 97,063	$ 97,029	$ 90,000	$ 90,000	$ 90,000	$ 90,000	$ 90,000	$ 90,000	$ 90,000	$ 90,000	$ 90,000	$ 90,000	$ 90,000	$ 90,000	$ 90,000	$ 90,000	$ 90,000	$ 90,000	$ 90,000	$ 90,000
Advance Repayment	$ -	$ -	$ 200,000	$ 200,000	$ 50,000	$ -	$ -	$ -	$ -	$ -	$ -	$ -	$ -	$ -	$ -	$ -	$ -	$ -	$ -	0	0	
TIF Expiration	2037																					
Tuller TIF Fund - Outstanding Advance	$ -	$ 2,600,000	$ 350,000	$ 2,236,000	$ 2,436,000	$ 2,286,000	$ 1,986,000	$ 1,686,000	$ 1,686,000	$ 1,686,000	$ 1,686,000	$ 1,686,000	$ 1,686,000	$ 1,686,000	$ 1,686,000	$ 1,686,000	$ 1,686,000	$ 1,686,000	$ 1,686,000	$ 1,686,000	$ 1,686,000	$ 1,686,000
Due to General Fund	$ -	$ 2,600,000	$ 350,000	$ 2,236,000	$ 2,436,000	$ 2,286,000	$ 1,986,000	$ 1,686,000	$ 1,686,000	$ 1,686,000	$ 1,686,000	$ 1,686,000	$ 1,686,000	$ 1,686,000	$ 1,686,000	$ 1,686,000	$ 1,686,000	$ 1,686,000	$ 1,686,000	$ 1,686,000	$ 1,686,000	$ 1,686,000
Due to Capital Improvement Tax Fund	$ -	$ -	$ -	$ -	$ -	$ -	$ -	$ -	$ -	$ -	$ -	$ -	$ -	$ -	$ -	$ -	$ -	$ -	$ -	$ -	$ -	$ -
Due to Other Funds	$ -	$ -	$ -	$ -	$ -	$ -	$ -	$ -	$ -	$ -	$ -	$ -	$ -	$ -	$ -	$ -	$ -	$ -	$ -	$ -	$ -	$ -
Annual Service Payment (MSP Guarentee)	$ -	$ -	$ -	$ -	$ -	$ 965,210	$ 965,210	$ 965,210	$ 965,210	$ 965,210	$ 965,210	$ 965,210	$ 965,210	$ 965,210	$ 965,210	$ 965,210	$ 965,210	$ 965,210	$ 965,210	$ 965,210	$ 965,210	$ 965,210
Advance Repayment	$ -	$ -	$ 7,950,000	$ -	$ -	$ 350,000	$ 300,000	$ 300,000	$ -	$ -	$ -	$ -	$ -	$ -	$ -	$ -	$ -	$ -	$ -	0	0	
TIF Expiration	2047																					
Vrable TIF Fund - Outstanding Advance	$ 2,300,000	$ 2,539,000	$ 4,564,000	$ 4,064,000	$ 3,564,000	$ 3,064,000	$ 2,564,000	$ 2,064,000	$ 1,564,000	$ 1,064,000	$ 664,000	$ 264,000	$ -	$ -	$ -	$ -	$ -					
Due to General Fund	$ 2,300,000	$ 2,539,000	$ 4,564,000	$ 4,064,000	$ 3,564,000	$ 3,064,000	$ 2,564,000	$ 2,064,000	$ 1,564,000	$ 1,064,000	$ 664,000	$ 264,000	$ -	$ -	$ -	$ -	$ -					
Due to Capital Improvement Tax Fund	$ -	$ -	$ -	$ -	$ -	$ -	$ -	$ -	$ -	$ -	$ -	$ -	$ -	$ -	$ -	$ -	$ -					
Due to Other Funds	$ -	$ -	$ -	$ -	$ -	$ -	$ -	$ -	$ -	$ -	$ -	$ -	$ -	$ -	$ -	$ -	$ -					

Annual Service Payment (MSP Guarentee)	$ -	$ -	$ -	$ -	$ -	$ 965,210	$ 965,210	$ 965,210	$ 965,210	$ 965,210	$ 965,210	$ 965,210	$ 965,210	$ 965,210	$ 965,210	$ 965,210	$ 965,210
Advance Repayment	$ -	$ -	$ -	$ 500,000	$ 500,000	$ 500,000	$ 500,000	$ 500,000	$ 500,000	$ 500,000	$ 400,000	$ 400,000	$ 264,000	$ -	$ -	0	0
TIF Expiration	2045																
Shamrock Crossing TIF Fund - Outstanding Advance	$ 1,387,900	$ 1,287,900	$ 1,287,900	$ 1,087,900	$ 887,900	$ 687,900	$ 487,900	$ 287,900	$ 87,900	$ -	$ -	$ -	$ -	$ -	$ -	$ -	$ -
Due to General Fund	$ -	$ -	$ -	$ -	$ -	$ -	$ -	$ -	$ -	$ -	$ -	$ -	$ -	$ -	$ -	$ -	$ -
Due to Capital Improvement Tax Fund	$ 1,387,900	$ 1,287,900	$ 1,287,900	$ 1,087,900	$ 887,900	$ 687,900	$ 487,900	$ 287,900	$ 87,900	$ -	$ -	$ -	$ -	$ -	$ -	$ -	$ -
Due to Other Funds	$ -	$ -	$ -	$ -	$ -	$ -	$ -	$ -	$ -	$ -	$ -	$ -	$ -	$ -	$ -	$ -	$ -
Annual Service Payment	$ 66,027	$ 144,014	$ 193,420	$ 334,404	$ 260,000	$ 260,000	$ 260,000	$ 260,000	$ 260,000	$ 260,000	$ 260,000	$ 260,000	$ 260,000	$ 260,000	$ 260,000	$ 260,000	$ 260,000
Advance Repayment		$ 100,000	$ -	$ 200,000	$ 200,000	$ 200,000	$ 200,000	$ 200,000	$ 200,000	$ 87,900	$ -	$ -	$ -	$ -	$ -	0	0
TIF Expiration																	
Kroger TIF Fund - Outstanding Advance	$ -	$ -	$ -	$ -	$ -	$ -	$ -	$ -	$ -	$ -	$ -	$ -	$ -	$ -	$ -	$ -	$ -
Due to General Fund	$ -	$ -	$ -	$ -	$ -	$ -	$ -	$ -	$ -	$ -	$ -	$ -	$ -	$ -	$ -	$ -	$ -
Due to Capital Improvement Tax Fund	$ -	$ -	$ -	$ -	$ -	$ -	$ -	$ -	$ -	$ -	$ -	$ -	$ -	$ -	$ -	$ -	$ -
Due to Other Funds	$ -	$ -	$ -	$ -	$ -	$ -	$ -	$ -	$ -	$ -	$ -	$ -	$ -	$ -	$ -	$ -	$ -
Annual Service Payment	$ 250,508	$ 284,788	$ 294,557	$ 242,398	$ 230,000	$ 230,000	$ 230,000	$ 230,000	$ 230,000	$ 230,000	$ 230,000	$ 230,000	$ 230,000	$ 230,000	$ 230,000	$ 230,000	$ 230,000
Advance Repayment	$ -	$ -	$ -	$ -	$ -	$ -	$ -	$ -	$ -	$ -	$ -	$ -	$ -	$ -	$ -	0	0
TIF Expiration	2036																
Bridge Park Fund - Outstanding Advance	$ -	$ 3,500,000	$ 3,500,000	$ 3,500,000	$ 3,500,000	$ 3,500,000	$ 3,500,000	$ 3,500,000	$ 3,500,000	$ 3,500,000	$ 3,500,000	$ 3,500,000	$ 3,500,000	$ 3,500,000	$ 3,500,000	$ 3,500,000	$ 3,500,000
Due to General Fund	$ -	$ 3,500,000	$ 3,500,000	$ 3,500,000	$ 3,500,000	$ 3,500,000	$ 3,500,000	$ 3,500,000	$ 3,500,000	$ 3,500,000	$ 3,500,000	$ 3,500,000	$ 3,500,000	$ 3,500,000	$ 3,500,000	$ 3,500,000	$ 3,500,000
Due to Capital Improvement Tax Fund	$ -	$ -	$ -	$ -	$ -	$ -	$ -	$ -	$ -	$ -	$ -	$ -	$ -	$ -	$ -	$ -	$ -
Due to Other Funds	$ -	$ -	$ -	$ -	$ -	$ -	$ -	$ -	$ -	$ -	$ -	$ -	$ -	$ -	$ -	$ -	$ -
Annual Service Payment (MSP Guarentee)	$ -	$ -	$ 1,887,978	$ 2,432,351	$ 2,432,351	$ 2,432,351	$ 2,432,351	$ 2,432,351	$ 2,432,351	$ 2,432,351	$ 2,432,351	$ 2,432,351	$ 2,432,351	$ 2,432,351	$ 2,432,351	$ 2,432,351	$ 2,432,351
Advance Repayment	$ -	$ -	$ -	$ -	$ -	$ -	$ -	$ -	$ -	$ -	$ -	$ -	$ -	$ -	$ -	0	0
TIF Expiration	Various																
H2 Hotel TIF Fund - Outstanding Advance	$ -	$ -	$ -	$ -	$ -	$ -	$ -	$ -	$ -	$ -	$ -	$ -	$ -	$ -	$ -	$ -	$ -
Due to General Fund	$ -	$ -	$ -	$ -	$ -	$ -	$ -	$ -	$ -	$ -	$ -	$ -	$ -	$ -	$ -	$ -	$ -
Due to Capital Improvement Tax Fund	$ -	$ -	$ -	$ -	$ -	$ -	$ -	$ -	$ -	$ -	$ -	$ -	$ -	$ -	$ -	$ -	$ -
Due to Other Funds	$ -	$ -	$ -	$ -	$ -	$ -	$ -	$ -	$ -	$ -	$ -	$ -	$ -	$ -	$ -	$ -	$ -
Annual Service Payment	$ -	$ -	$ -	$ -	$ -	$ 150,000	$ 150,000	$ 150,000	$ 150,000	$ 150,000	$ 150,000	$ 150,000	$ 150,000	$ 150,000	$ 150,000	$ 150,000	$ 150,000
Advance Repayment	$ -	$ -	$ -	$ -	$ -	$ -	$ -	$ -	$ -	$ -	$ -	$ -	$ -	$ -	$ -	0	0
TIF Expiration	2036																
Bridge Street District TIF Fund - Outstanding Advance	$ 20,440,000	$ 27,715,000	$ 32,715,000	$ 34,465,000	$ 36,715,000	$ 37,115,000	$ 37,115,000	$ 37,115,000	$ 37,115,000	$ 37,115,000	$ 37,115,000	$ 37,115,000	$ 37,115,000	$ 37,115,000	$ 37,115,000	$ 37,115,000	$ 37,115,000
Due to General Fund	$ 13,415,000	$ 17,190,000	$ 17,190,000	$ 17,640,000	$ 17,640,000	$ 17,640,000	$ 17,640,000	$ 17,640,000	$ 17,640,000	$ 17,640,000	$ 17,640,000	$ 17,640,000	$ 17,640,000	$ 17,640,000	$ 17,640,000	$ 17,640,000	$ 17,640,000
Due to Capital Improvement Tax Fund	$ 5,425,000	$ 8,925,000	$ 11,425,000	$ 12,725,000	$ 14,975,000	$ 15,375,000	$ 15,375,000	$ 15,375,000	$ 15,375,000	$ 15,375,000	$ 15,375,000	$ 15,375,000	$ 15,375,000	$ 15,375,000	$ 15,375,000	$ 15,375,000	$ 15,375,000
Due to Other Funds	$ 1,600,000	$ 1,600,000	$ 4,100,000	$ 4,100,000	$ 4,100,000	$ 4,100,000	$ 4,100,000	$ 4,100,000	$ 4,100,000	$ 4,100,000	$ 4,100,000	$ 4,100,000	$ 4,100,000	$ 4,100,000	$ 4,100,000	$ 4,100,000	$ 4,100,000
Annual Service Payment	$ -	$ -	$ -	$ -	$ -	$ -	$ -	$ -	$ -	$ -	$ -	$ -	$ -	$ -	$ -	$ -	$ -
Advance Repayment	$ -	$ -	$ -	$ -	$ -	$ -	$ -	$ -	$ -	$ -	$ -	$ -	$ -	$ -	$ -	$ -	$ -
TIF Expiration	N/A																
TIF Funds Not Tied to Debt — Perimeter Center TIF Fund - Outstanding Advance	$ -	$ -	$ -	$ -	$ -	$ -	$ -	$ -	$ -	$ -	$ -	$ -	$ -	$ -	$ -	$ -	$ -
Due to General Fund	$ -	$ -	$ -	$ -	$ -	$ -	$ -	$ -	$ -	$ -	$ -	$ -	$ -	$ -	$ -	$ -	$ -
Due to Capital Improvement Tax Fund	$ -	$ -	$ -	$ -	$ -	$ -	$ -	$ -	$ -	$ -	$ -	$ -	$ -	$ -	$ -	$ -	$ -
Due to Other Funds	$ -	$ -	$ -	$ -	$ -	$ -	$ -	$ -	$ -	$ -	$ -	$ -	$ -	$ -	$ -	$ -	$ -
Annual Service Payment	$ 509,260	$ 468,269	$ 465,947	$ 467,974	$ 467,974	$ 467,974	$ 467,974	$ 467,974	$ 467,974	$ 467,974	$ 467,974	$ 467,974	$ 467,974	$ 467,974	$ 467,974	$ -	$ -
Advance Repayment	$ -	$ -	$ -	$ -	$ -	$ -	$ -	$ -	$ -	$ -	$ -	$ -	$ -	$ -	$ -	0	0
TIF Expiration	2028																
Rings/Frantz TIF Fund - Outstanding Advance	$ 3,938,638	$ 3,938,638	$ 3,688,638	$ 3,688,638	$ 3,688,638	$ 3,688,638	$ 3,288,638	$ 2,888,638	$ 2,488,638	$ 2,088,638	$ 1,688,638	$ 1,288,638	$ 888,638	$ 488,638	$ 88,638	$ -	$ -
Due to General Fund	$ -	$ -	$ -	$ -	$ -	$ -	$ -	$ -	$ -	$ -	$ -	$ -	$ -	$ -	$ -	$ -	$ -
Due to Capital Improvement Tax Fund	$ 3,938,638	$ 3,938,638	$ 3,688,638	$ 3,688,638	$ 3,688,638	$ -	$ -	$ -	$ -	$ -	$ -	$ -	$ -	$ -	$ -	$ -	$ -
Due to Other Funds	$ -	$ -	$ -	$ -	$ -	$ -	$ -	$ -	$ -	$ -	$ -	$ -	$ -	$ -	$ -	$ -	$ -
Annual Service Payment	$ 509,260	$ 468,269	$ 465,947	$ 467,974	$ 467,974	$ 467,974	$ 467,974	$ 467,974	$ 467,974	$ 467,974	$ 467,974	$ 467,974	$ 467,974	$ 467,974	$ 467,974	$ -	$ -
Advance Repayment	$ -	$ -	$ 250,000	$ -	$ -	$ -	$ 400,000	$ 400,000	$ 400,000	$ 400,000	$ 400,000	$ 400,000	$ 400,000	$ 400,000	$ 400,000	$ 88,638	0
TIF Expiration	2028																
Historic Dublin Parking TIF Fund - Outstanding Advance	$ 363,500	$ 293,500	$ 293,500	$ 153,500	$ 83,500	$ 13,500	$ -	$ -	$ -	$ -	$ -	$ -	$ -	$ -	$ -	$ -	$ -
Due to General Fund	$ -	$ -	$ -	$ -	$ -	$ -	$ -	$ -	$ -	$ -	$ -	$ -	$ -	$ -	$ -	$ -	$ -
Due to Capital Improvement Tax Fund	$ 363,500	$ 293,500	$ 293,500	$ 153,500	$ 83,500	$ 13,500	$ -	$ -	$ -	$ -	$ -	$ -	$ -	$ -	$ -	$ -	$ -
Due to Other Funds	$ -	$ -	$ -	$ -	$ -	$ -	$ -	$ -	$ -	$ -	$ -	$ -	$ -	$ -	$ -	$ -	$ -
Annual Service Payment	$ 59,212	$ 77,856	$ 68,601	$ 68,661	$ 65,000	$ 65,000	$ 65,000	$ 65,000	$ 65,000	$ 65,000	$ 65,000	$ 65,000	$ 65,000	$ 65,000	$ 65,000	$ -	$ -
Advance Repayment	$ -	$ 70,000	$ -	$ 140,000	$ 70,000	$ 70,000	$ 13,500	$ -	$ -	$ -	$ -	$ -	$ -	$ -	$ -	$ -	0
TIF Expiration	2032																
Not Actual TIF Fund*** — Emerald 5 TIF Fund - Outstanding Advance	$ 1,095,340	$ 1,095,340	$ 1,095,340	$ 1,095,340	$ 1,095,340	$ 1,095,340	$ 1,095,340	$ 1,095,340	$ 1,095,340	$ 1,095,340	$ 1,095,340	$ 1,095,340	$ 1,095,340	$ 1,095,340	$ 1,095,340	$ 1,095,340	$ 1,095,340
Due to General Fund	$ -	$ -	$ -	$ -	$ -	$ -	$ -	$ -	$ -	$ -	$ -	$ -	$ -	$ -	$ -	$ -	$ -
Due to Capital Improvement Tax Fund	$ 1,095,340	$ 1,095,340	$ 1,095,340	$ 1,095,340	$ 1,095,340	$ 1,095,340	$ 1,095,340	$ 1,095,340	$ 1,095,340	$ 1,095,340	$ 1,095,340	$ 1,095,340	$ 1,095,340	$ 1,095,340	$ 1,095,340	$ 1,095,340	$ 1,095,340
Due to Other Funds	$ -	$ -	$ -	$ -	$ -	$ -	$ -	$ -	$ -	$ -	$ -	$ -	$ -	$ -	$ -	$ -	$ -
Annual Service Payment	$ -	$ -	$ -	$ -	$ -	$ -	$ -	$ -	$ -	$ -	$ -	$ -	$ -	$ -	$ -	$ -	$ -
Advance Repayment	$ -	$ -	$ -	$ -	$ -	$ -	$ -	$ -	$ -	$ -	$ -	$ -	$ -	$ -	$ -	$ -	$ -
TIF Expiration	n/a																
Perimeter Loop TIF Fund - Outstanding Advance	$ 644,200	$ 609,200	$ 609,200	$ 539,200	$ 504,200	$ 474,200	$ 444,200	$ 414,200	$ 384,200	$ 354,200	$ 324,200	$ 294,200	$ 264,200	$ 234,200	$ 204,200	$ 174,200	$ 144,200
Due to General Fund	$ -	$ -	$ -	$ -	$ -	$ -	$ -	$ -	$ -	$ -	$ -	$ -	$ -	$ -	$ -	$ -	$ -
Due to Capital Improvement Tax Fund	$ 644,200	$ 609,200	$ 609,200	$ 539,200	$ 504,200	$ 13,500	$ -	$ -	$ -	$ -	$ -	$ -	$ -	$ -	$ -	$ -	$ -
Due to Other Funds	$ -	$ -	$ -	$ -	$ -	$ -	$ -	$ -	$ -	$ -	$ -	$ -	$ -	$ -	$ -	$ -	$ -

Annual Service Payment	$ 36,415	$ 36,041	$ 36,527	$ 36,306	$ 32,000	$ 32,000	$ 32,000	$ 32,000	$ 32,000	$ 32,000	$ 32,000	$ 32,000	$ 32,000	$ 32,000	$ 32,000	$ -	$ -
Advance Repayment	$ -	$ 35,000	$ -	$ 70,000	$ 35,000	$ 30,000	$ 30,000	$ 30,000	$ 30,000	$ 30,000	$ 30,000	$ 30,000	$ 30,000	$ 30,000	$ 30,000	$ 30,000	30000
TIF Expiration	2033																
Tartan West TIF Fund - Outstanding Advance	$ 10,626,750	$ 10,508,625	$ 10,508,625	$ 10,508,625	$ 9,358,625	$ 7,658,625	$ 6,158,625	$ 5,093,875	$ 4,093,875	$ 3,093,875	$ 2,093,875	$ 1,093,875	$ 500,000	$ -	$ -	$ -	$ -
Due to General Fund	$ -	$ -	$ -	$ 1,000,000	$ 1,000,000	$ 1,000,000	$ 1,000,000	$ 1,000,000	$ 1,000,000	$ 1,000,000	$ 1,000,000	$ 1,000,000	$ 500,000	$ -	$ -	$ -	$ -
Due to Capital Improvement Tax Fund				$ 8,043,875	$ 7,393,875	$ 6,193,875	$ 5,093,875	$ 4,093,875	$ 3,093,875	$ 2,093,875	$ 1,093,875	$ 93,875	$ -	$ -	$ -	$ -	$ -
Due to Other Funds	$ -	$ -	$ -	$ 1,464,750	$ 964,750	$ 464,750	$ 64,750	$ -	$ -	$ -	$ -	$ -	$ -	$ -	$ -	$ -	$ -
Annual Service Payment	$ 675,192	$ 705,230	$ 910,076	$ 1,420,959	$ 965,000	$ 965,000	$ 965,000	$ 965,000	$ 965,000	$ 965,000	$ 965,000	$ 965,000	$ 965,000	$ 965,000	$ 965,000	$ 965,000	$ 965,000
Advance Repayment	$ 850,000	$ 118,125	$ -	$ -	$ 1,150,000	$ 1,700,000	$ 1,500,000	$ 1,064,750	$ 1,000,000	$ 1,000,000	$ 1,000,000	$ 1,000,000	$ 593,875	$ 500,000	$ -	$ -	0
TIF Expiration	2033																
Shamrock Blvd. TIF Fund - Outstanding Advance	$ 1,702,500	$ 1,677,500	$ 1,677,500	$ 1,627,500	$ 1,577,500	$ 1,527,500	$ 1,477,500	$ 1,427,500	$ 1,377,500	$ 1,327,500	$ 1,277,500	$ 1,227,500	$ 1,177,500	$ 1,127,500	$ 1,077,500	$ 1,027,500	$ 977,500
Due to General Fund	$ -	$ -	$ -	$ -	$ -	$ -	$ -	$ -	$ -	$ -	$ -	$ -	$ -	$ -	$ -	$ -	$ -
Due to Capital Improvement Tax Fund	$ 1,702,500	$ 1,677,500	$ 1,677,500	$ 1,627,500	$ 1,577,500	$ 1,527,500	$ 1,477,500	$ 1,427,500	$ 1,377,500	$ 1,327,500	$ 1,277,500	$ 1,227,500	$ 1,177,500	$ 1,127,500	$ 1,077,500	$ 1,027,500	$ 977,500
Due to Other Funds	$ -	$ -	$ -	$ -	$ -	$ -	$ -	$ -	$ -	$ -	$ -	$ -	$ -	$ -	$ -	$ -	$ -
Annual Service Payment	$ 23,681	$ 48,521	$ 48,523	$ 47,247	$ 50,000	$ 50,000	$ 50,000	$ 50,000	$ 50,000	$ 50,000	$ 50,000	$ 50,000	$ 50,000	$ 50,000	$ 50,000	$ 50,000	$ 50,000
Advance Repayment	$ -	$ 25,000	$ -	$ 50,000	$ 50,000	$ 50,000	$ 50,000	$ 50,000	$ 50,000	$ 50,000	$ 50,000	$ 50,000	$ 50,000	$ 50,000	$ 50,000	$ 50,000	50000
TIF Expiration	2034																
Irelan Place TIF Fund - Outstanding Advance	$ 46,437	$ 42,937	$ 42,937	$ 35,937	$ 32,437	$ 28,937	$ 25,437	$ 21,937	$ 18,437	$ 14,937	$ 11,437	$ 7,937	$ 4,437	$ -	$ -	$ -	$ -
Due to General Fund	$ -	$ -	$ -	$ -	$ -	$ -	$ -	$ -	$ -	$ -	$ -	$ -	$ -	$ -	$ -	$ -	$ -
Due to Capital Improvement Tax Fund	$ 46,437	$ 42,937	$ 42,937	$ 35,937	$ 32,437	$ 28,937	$ 25,437	$ 21,937	$ 18,437	$ 14,937	$ 11,437	$ 7,937	$ 4,437	$ -	$ -	$ -	$ -
Due to Other Funds	$ -	$ -	$ -	$ -	$ -	$ -	$ -	$ -	$ -	$ -	$ -	$ -	$ -	$ -	$ -	$ -	$ -
Annual Service Payment	$ 4,217	$ 4,202	$ 4,202	$ 4,204	$ 4,000	$ 4,000	$ 4,000	$ 4,000	$ 4,000	$ 4,000	$ 4,000	$ 4,000	$ 4,000	$ 4,000	$ 4,000	$ 4,000	$ 4,000
Advance Repayment	$ 3,500	$ 3,500	$ -	$ 7,000	$ 3,500	$ 3,500	$ 3,500	$ 3,500	$ 3,500	$ 3,500	$ 3,500	$ 3,500	$ 3,500	$ 4,437	$ -	$ -	0
TIF Expiration	2036																
Shier Rings Road TIF Fund - Outstanding Advance	$ -	$ -	$ -	$ -	$ -	$ -	$ -	$ -	$ -	$ -	$ -	$ -	$ -	$ -	$ -	$ -	$ -
Due to General Fund	$ -	$ -	$ -	$ -	$ -	$ -	$ -	$ -	$ -	$ -	$ -	$ -	$ -	$ -	$ -	$ -	$ -
Due to Capital Improvement Tax Fund	$ -	$ -	$ -	$ -	$ -	$ -	$ -	$ -	$ -	$ -	$ -	$ -	$ -	$ -	$ -	$ -	$ -
Due to Other Funds	$ -	$ -	$ -	$ -	$ -	$ -	$ -	$ -	$ -	$ -	$ -	$ -	$ -	$ -	$ -	$ -	$ -
Annual Service Payment	$ 42,532	-$ 75,696	$ 11,862	$ 17,996	$ 17,996	$ 17,996	$ 17,996	$ 17,996	$ 17,996	$ 17,996	$ 17,996	$ 17,996	$ 17,996	$ 17,996	$ 17,996	$ 17,996	$ 17,996
Advance Repayment	$ -	$ -	$ -	$ -	$ -	$ -	$ -	$ -	$ -	$ -	$ -	$ -	$ -	$ -	$ -	$ -	$ -
TIF Expiration	2036																
Bridge & High TIF Fund - Outstanding Advance	$ 3,997,150	$ 3,897,150	$ 3,797,150	$ 3,647,150	$ 3,497,150	$ 3,347,150	$ 3,197,150	$ 3,047,150	$ 2,897,150	$ 2,747,150	$ 2,597,150	$ 2,447,150	$ 2,297,150	$ 2,197,150	$ 2,097,150	$ 1,997,150	$ 1,897,150
Due to General Fund	$ -	$ -	$ -	$ -	$ -	$ -	$ -	$ -	$ -	$ -	$ -	$ -	$ -	$ -	$ -	$ -	$ -
Due to Capital Improvement Tax Fund	$ 3,997,150	$ 3,897,150	$ 3,797,150	$ 3,647,150	$ 3,497,150	$ 3,347,150	$ 3,197,150	$ 3,047,150	$ 2,897,150	$ 2,747,150	$ 2,597,150	$ 2,447,150	$ 2,297,150	$ 2,197,150	$ 2,097,150	$ 1,997,150	$ 1,897,150
Due to Other Funds	$ -	$ -	$ -	$ -	$ -	$ -	$ -	$ -	$ -	$ -	$ -	$ -	$ -	$ -	$ -	$ -	$ -
Annual Service Payment	$ 113,763	$ 113,690	$ 113,764	$ 113,862	$ 100,000	$ 100,000	$ 100,000	$ 100,000	$ 100,000	$ 100,000	$ 100,000	$ 100,000	$ 100,000	$ 100,000	$ 100,000	$ 100,000	$ 100,000
Advance Repayment	$ -	$ 100,000	$ 100,000	$ 150,000	$ 150,000	$ 150,000	$ 150,000	$ 150,000	$ 150,000	$ 150,000	$ 150,000	$ 150,000	$ 150,000	$ 100,000	$ 100,000	$ 100,000	$ 100,000
TIF Expiration	2041																
Delta Energy TIF Fund - Outstanding Advance	$ 810,000	$ 780,000	$ 780,000	$ 720,000	$ 690,000	$ 610,000	$ 610,000	$ 610,000	$ 610,000	$ 610,000	$ 610,000	$ 610,000	$ 610,000	$ 610,000	$ 610,000	$ 610,000	$ 610,000
Due to General Fund	$ 810,000	$ 780,000	$ 780,000	$ 720,000	$ 690,000	$ 610,000	$ 610,000	$ 610,000	$ 610,000	$ 610,000	$ 610,000	$ 610,000	$ 610,000	$ 610,000	$ 610,000	$ 610,000	$ 610,000
Due to Capital Improvement Tax Fund	$ -	$ -	$ -	$ -	$ -	$ -	$ -	$ -	$ -	$ -	$ -	$ -	$ -	$ -	$ -	$ -	$ -
Due to Other Funds	$ -	$ -	$ -	$ -	$ -	$ -	$ -	$ -	$ -	$ -	$ -	$ -	$ -	$ -	$ -	$ -	$ -
Annual Service Payment	$ 113,763	$ 113,690	$ 113,764	$ 113,862	$ 100,000	$ 100,000	$ 100,000	$ 100,000	$ 100,000	$ 100,000	$ 100,000	$ 100,000	$ 100,000	$ 100,000	$ 100,000	$ 100,000	$ 100,000
Advance Repayment	$ 30,000	$ 30,000	$ -	$ 60,000	$ 30,000	$ 80,000	$ -	$ -	$ -	$ -	$ -	$ -	$ -	$ -	$ -	$ -	$ -
TIF Expiration	2042																
West Innovation TIF Fund - Outstanding Advance	$ -	$ 2,450,000	$ 3,387,500	$ 3,087,500	$ 2,787,500	$ 2,437,500	$ 2,087,500	$ 1,737,500	$ 1,387,500	$ 1,037,500	$ 687,500	$ 337,500	$ -	$ -	$ -	$ -	$ -
Due to General Fund	$ -	$ 2,450,000	$ 3,387,500	$ 3,087,500	$ 2,787,500	$ 2,437,500	$ 2,087,500	$ 1,737,500	$ 1,387,500	$ 1,037,500	$ 687,500	$ 337,500	$ -	$ -	$ -	$ -	$ -
Due to Capital Improvement Tax Fund	$ -	$ -	$ -	$ -	$ -	$ -	$ -	$ -	$ -	$ -	$ -	$ -	$ -	$ -	$ -	$ -	$ -
Due to Other Funds	$ -	$ -	$ -	$ -	$ -	$ -	$ -	$ -	$ -	$ -	$ -	$ -	$ -	$ -	$ -	$ -	$ -
Annual Service Payment	$ -	$ -	$ 5,782	$ 294,666	$ 295,000	$ 295,000	$ 295,000	$ 295,000	$ 295,000	$ 295,000	$ 295,000	$ 295,000	$ 295,000	$ 295,000	$ 295,000	$ 295,000	$ 295,000
Advance Repayment	$ -	$ -	$ -	$ 300,000	$ 300,000	$ 350,000	$ 350,000	$ 350,000	$ 350,000	$ 350,000	$ 350,000	$ 350,000	$ 337,500	$ -	$ -	$ -	$ -
TIF Expiration	2046																
Ohio University TIF Fund - Outstanding Advance	$ 1,010,000	$ 1,011,000	$ 1,179,000	$ 1,779,000	$ 1,779,000	$ 1,779,000	$ 1,779,000	$ 1,779,000	$ 1,779,000	$ 1,779,000	$ 1,779,000	$ 1,779,000	$ 1,779,000	$ 1,779,000	$ 1,779,000	$ 1,779,000	$ 1,779,000
Due to General Fund	$ -	$ -	$ 168,000	$ 168,000	$ 168,000	$ 168,000	$ 168,000	$ 168,000	$ 168,000	$ 168,000	$ 168,000	$ 168,000	$ 168,000	$ 168,000	$ 168,000	$ 168,000	$ 168,000
Due to Capital Improvement Tax Fund	$ -	$ -	$ 1,011,000	$ 1,611,000	$ 1,611,000	$ 1,611,000	$ 1,611,000	$ 1,611,000	$ 1,611,000	$ 1,611,000	$ 1,611,000	$ 1,611,000	$ 1,611,000	$ 1,611,000	$ 1,611,000	$ 1,611,000	$ 1,611,000
Due to Other Funds	$ -	$ -	$ -	$ -	$ -	$ -	$ -	$ -	$ -	$ -	$ -	$ -	$ -	$ -	$ -	$ -	$ -
Annual Service Payment	$ -	$ -	$ -	$ -	$ -	$ -	$ -	$ -	$ -	$ -	$ -	$ -	$ -	$ -	$ -	$ -	$ -
Advance Repayment			$ -	$ -	$ -	$ -	$ -	$ -	$ -	$ -	$ -	$ -	$ -	$ -	$ -	$ -	$ -
TIF Expiration	n/a																
Nestle TIF Fund - Outstanding Advance	$ -	$ -	$ -	$ -	$ -	$ -	$ -	$ -	$ -	$ -	$ -	$ -	$ -	$ -	$ -	$ -	$ -
Due to General Fund	$ -	$ -	$ -	$ -	$ -	$ -	$ -	$ -	$ -	$ -	$ -	$ -	$ -	$ -	$ -	$ -	$ -
Due to Capital Improvement Tax Fund	$ -	$ -	$ -	$ -	$ -	$ -	$ -	$ -	$ -	$ -	$ -	$ -	$ -	$ -	$ -	$ -	$ -
Due to Other Funds	$ -	$ -	$ -	$ -	$ -	$ -	$ -	$ -	$ -	$ -	$ -	$ -	$ -	$ -	$ -	$ -	$ -
Annual Service Payment	$ -	$ 22,963	$ 393,380	$ 39,404	$ 38,000	$ 38,000	$ 38,000	$ 38,000	$ 38,000	$ 38,000	$ 38,000	$ 38,000	$ 38,000	$ 38,000	$ 38,000	$ 38,000	$ 38,000
Advance Repayment	$ -	$ -	$ -	$ -	$ -	$ -	$ -	$ -	$ -	$ -	$ -	$ -	$ -	$ -	$ -	$ -	$ -
TIF Expiration	2044																
Innovation TIF Fund - Outstanding Advance	$ -	$ -	$ -	$ -	$ -	$ -	$ -	$ -	$ -	$ -	$ -	$ -	$ -	$ -	$ -	$ -	$ -
Due to General Fund	$ -	$ -	$ -	$ -	$ -	$ -	$ -	$ -	$ -	$ -	$ -	$ -	$ -	$ -	$ -	$ -	$ -
Due to Capital Improvement Tax Fund	$ -	$ -	$ -	$ -	$ -	$ -	$ -	$ -	$ -	$ -	$ -	$ -	$ -	$ -	$ -	$ -	$ -
Due to Other Funds	$ -	$ -	$ -	$ -	$ -	$ -	$ -	$ -	$ -	$ -	$ -	$ -	$ -	$ -	$ -	$ -	$ -
Annual Service Payment	$ -	$ -	$ 4	$ 84,077	$ 60,000	$ 60,000	$ 60,000	$ 60,000	$ 60,000	$ 60,000	$ 60,000	$ 60,000	$ 60,000	$ 60,000	$ 60,000	$ 60,000	$ 60,000

Advance Repayment	$ -	$ -	$ -	$ -	$ -	$ -	$ -	$ -	$ -	$ -	$ -	$ -	$ -	$ -	$ -	$ -	$ -	$ -	$ -
TIF Expiration	2046																		
Riviera TIF Fund - Outstanding Advance	$ -	$ -	$ 9,000	$ 26,200	$ 2,176,200	$ 1,906,200	$ 1,636,200	$ 1,366,200	$ 1,096,200	$ 826,200	$ 556,200	$ 286,200	$ -	$ -	$ -	$ -	$ -	$ -	$ -
Due to General Fund	$ -	$ -	$ 9,000	$ 26,200	$ 2,176,200	$ 1,906,200	$ 1,636,200	$ 1,366,200	$ 1,096,200	$ 826,200	$ 556,200	$ 286,200	$ -	$ -	$ -	$ -	$ -	$ -	$ -
Due to Capital Improvement Tax Fund	$ -	$ -	$ -	$ -	$ -	$ -	$ -	$ -	$ -	$ -	$ -	$ -	$ -	$ -	$ -	$ -	$ -	$ -	$ -
Due to Other Funds	$ -	$ -	$ -	$ -	$ -	$ -	$ -	$ -	$ -	$ -	$ -	$ -	$ -	$ -	$ -	$ -	$ -	$ -	$ -
Annual Service Payment	$ -	$ -	$ -	$ -	$ 270,000	$ 270,000	$ 270,000	$ 270,000	$ 270,000	$ 270,000	$ 270,000	$ 270,000	$ 270,000	$ 270,000	$ 270,000	$ 270,000	$ 270,000	$ 270,000	$ 270,000
Advance Repayment	$ -	$ -	$ -	$ -	$ -	$ 270,000	$ 270,000	$ 270,000	$ 270,000	$ 270,000	$ 270,000	$ 270,000	$ 286,200	$ -	$ -	$ -	$ -	$ -	$ -
TIF Expiration	10 years																		
Frantz/Dublin Road TIF Fund - Outstanding Advance	$ 228,560	$ 228,560	$ 428,560	$ 428,560	$ 428,560	$ 428,560	$ 428,560	$ 428,560	$ 428,560	$ 428,560	$ 428,560	$ 428,560	$ 428,560	$ 428,560	$ 428,560	$ 428,560	$ 428,560	$ 428,560	$ 428,560
Due to General Fund	$ -	$ -	$ -	$ -	$ -	$ -	$ -	$ -	$ -	$ -	$ -	$ -	$ -	$ -	$ -	$ -	$ -	$ -	$ -
Due to Capital Improvement Tax Fund	$ 228,560	$ 228,560	$ 428,560	$ 428,560	$ 428,560	$ 428,560	$ 428,560	$ 428,560	$ 428,560	$ 428,560	$ 428,560	$ 428,560	$ 428,560	$ 428,560	$ 428,560	$ 428,560	$ 428,560	$ 428,560	$ 428,560
Due to Other Funds	$ -	$ -	$ -	$ -	$ -	$ -	$ -	$ -	$ -	$ -	$ -	$ -	$ -	$ -	$ -	$ -	$ -	$ -	$ -
Annual Service Payment	$ -	$ -	$ -	$ -	$ -	$ -	$ -	$ -	$ -	$ -	$ -	$ -	$ -	$ -	$ -	$ -	$ -	$ -	$ -
Advance Repayment	$ -	$ -	$ -	$ -	$ -	$ -	$ -	$ -	$ -	$ -	$ -	$ -	$ -	$ -	$ -	$ -	$ -	$ -	$ -
TIF Expiration	N/A																		

All other TIFs still paying or to be advanced funded during period
Can add a line for Service Payment Guaranteed on Bridge Park or others