



# **POLICE DEPARTMENT**

# **Annual Report**

## **2020**



# Mission & Values

Dublin Police Department employees are committed to protecting life, liberty and property. We will provide the highest level of service and work in partnership with our community to ensure public safety by focusing on the following core principles;

- Vigilant, Ethical and Impartial Enforcement of Law
- Critical Incident Preparedness and Response
- Crime Prevention, Reduction and Deterrence
- Improvement of Traffic Safety

We will remain dedicated to service and committed to excellence, focusing on the following core values: Professionalism, Integrity, Respect, Commitment

- **Professionalism:** We are members of an exceptional and highly trained law enforcement organization. Our conduct and demeanor adhere to the highest standards of personal and organizational excellence.
- **Integrity:** We hold ourselves accountable to the highest level of honesty, truthfulness, and ethical conduct.
- **Respect:** We ensure that all persons are treated with equality, dignity and courtesy.
- **Commitment:** We are dedicated to our Profession, our Community, our Agency and our Mission

# Department Profile

## Command Staff

The command staff for the Dublin Police Department consists of the Chief of Police and three bureau commanders. The agency is organized into three bureaus:

- Support Services Bureau • Operations Bureau • Technical Services Bureau

The Support Services bureau consists of the Detective Section, Community Impact Unit and Community Education Unit. The Operations Bureau consists of the Patrol Section which is broken down into three shifts providing seven day a week/24 hour a day patrol service to the community. The Technical Services Bureau includes our Communications, Training, Accreditation and Records Sections.

The department’s law enforcement planner provides analysis and reporting services, as well as functioning as the department’s crime analyst. Additionally, this position functions as the city’s emergency operations coordinator. He works closely with all other city and township departments to ensure the city is prepared to handle any type of emergency.

The accreditation manager is responsible for administering and supervising the department’s accreditation process. This position is also responsible for career development, training records and the agency’s temporary holding facility.



Justin Páez  
Chief of Police



Lieutenant Nick Tabernik  
Support Services Bureau



Lieutenant Greg Lattanzi  
Operations Bureau



Jay Somerville  
Technical Services Bureau



Tom Hirschy  
Law Enforcement Planner



Lynn Odenthal  
Accreditation Manager

## Focus & Results

**Goal #1: Enhance our readiness and demonstrate our ability to effectively respond to and successfully resolve critical incidents, major crimes, and/or issues of significant community concern.**

- Violent crimes decreased from 2019 by 75.0% YTD
- 20.5% decrease in reported crimes from 2019 YTD

**Goal #2: Reduce theft offenses throughout the city.**

- 8.1% decrease in theft offenses from 2019 YTD
- 9.5% decrease in thefts from vehicles from 2019 YTD
- 1.7% decrease in burglaries and B&Es from 2019 YTD

**Goal #3: Improve overall traffic safety in the city.**

- 35.3% decrease in traffic crashes from 2019 YTD
- 52.4% decrease in injury traffic crashes from 2019 YTD
- 5.9% increase in OVI related traffic crashes from 2019 YTD

**Goal #4: Enhance and demonstrate our ability to effectively address drug offenses that contribute to crime affecting the city.**

- In 2020 there were 107 criminal arrests related to drug activity resulting in 133 drug offense charges

## City Demographics & Police Operating Budget

The City of Dublin encompasses approximately 25 square miles with a residential population of 47,325. It is estimated however that Dublin’s population increases to approximately 70,000+ during daytime hours. The 2020 operating budget for the police department was \$13,733,745. See below for more information:

2020 Operating Budget	Police
<b>Personal Services</b>	
Salaries/Wages	8,625,970.00
Overtime Wages	507,600.00
Employee Benefits	3,904,355.00
Uniforms & Clothing	177,100.00
Conferences/Mileage	100,700.00
Meeting Expenses	8,500.00
Seminar Expenses	1,000.00
<b>Other Expenses</b>	
Communications	15,000.00
Other Professional Services	12,500.00
Maintenance of Equipment	79,000.00
Contractual Services	123,650.00
Memberships/Subscriptions	46,570.00
Rents and Leases	5,000.00
Office Supplies	16,000.00
Operating Supplies	83,675.00
DARE Program	5,000.00
Refunds	500.00
<b>Capital Outlay</b>	
Equipment & Furniture	21,625.00
<b>Totals</b>	<b>13,733,745.00</b>

# Special Recognition

## Honored for their 2020 Accomplishments

### Introducing our 2020 Award Recipients!

Pictured from left to right:

2020 Volunteer of the Year: Joe Sanderlin  
2020 Leadership Award: Corporal Jace Dalgord  
2020 Civilian Employee of the Year NRECC: CT Amy Heger  
2020 Civilian Employee of the Year: Wendy Greasamar  
2020 Sworn Employee of the Year: Investigator Dave Jaeger



### Special Recognition:

Officer Brian Nimmo – Certification as a Professional Level School Resource Officer by the SRO Accreditation program and the Ohio School Resource Officers Association

### Certificates of Merit

CT Brittany Smith – Efforts to locate a missing child; Ofc. Jared Dobney – Life saving efforts; Sgt. Paul Ricca – Life saving efforts; Ofc. Daniel Craft – Life saving efforts; CT Tiffany Kellerman – Coordination of missing child response; CT Anna Casey – Coordination of missing child response; CS Jennifer Cain-Sultzbaugh – Coordination of missing child response; CT Rita Distelhorst – Coordination of missing child response

### Awards of Merit

Cpl. Devin Howard – De-escalation of armed suicidal person; Ofc. Zach Ford – De-escalation of armed suicidal person; Ofc. Matt Rahde – Response to Post Office shooting; Cpl. Jace Dalgord – Response to Post Office shooting; Ofc. Matt Williams – Response to Post Office shooting; Ofc. Ryan Mann – Response to Post Office shooting; Ofc. Tom Byers – Response to Post Office shooting; Ofc. Blake Andrews – Response to Post Office shooting; Ofc. Lore Griffith – Aid to Columbus Police shooting incident

### Chief's Awards of Excellence

Sgt. Tom Gallagher – Investigation of drug overdose deaths; Inv. Dave Jaeger – Investigation of drug overdose deaths; Inv. Kyle Groves – Investigation of drug overdose deaths; Sgt. Renae Rice – Establishing Heroes and Helpers event

### Life Saving Awards

Ofc. Daniel Craft – CPR and AED application; CM Stephanie Skipworth – CPR instructions

### Awards of Achievement

Sgt. Tim Hosterman – De-escalation of suicidal person; Ofc. Rigoberto Quintanilla – De-escalation of suicidal person; Ofc. Joseph Popson – De-escalation of suicidal person; CT Brittany Smith – Intervention in child abuse case; Sgt. Paul Ricca – Implementation of online reporting; RS Wendy Greasamar – Implementation of online reporting; Cassi Brake – Revised vacation bid process; CT Chris Burkhardt – Aid pregnant female; CT Brittany Rhea – Locating missing child; Ofc. Jared Dobney – Recovery of stolen watch; Ofc. Ryan Mann – Recovery of stolen watch; Cpl. Jace Dalgord – Locating weapons used in CPD homicide; Cpl. Jake Stoll – Locating weapons used in CPD homicide; Cpl. Bryan McClain – Locating weapons used in CPD homicide; Ofc. Steve Krumm – Locating weapons used in CPD homicide; Ofc. Jared Dobney – Locating weapons used in CPD homicide

### 2020 Service Awards

Sgt. Tom Gallagher – 15 years; Sgt. Paul Ricca – 10 years; Ofc. Justin Chappellear – 10 years; CT Tiffany Kellerman – 5 years; CS Jennifer Cain-Sultzbaugh – 5 years; Meghan Kniola – 5 years; Ofc. Matt Rahde – 5 years; Ofc. Blake Andrews – 5 years; Ofc. Daniel Craft – 5 years; Cpl. Quaid Traves – 5 years; CS Steven Watsford – 5 years; Cpl. Nathan Hysell – 5 years; Ofc. Nickolas Bottoms – 5 years

# Personnel Highlights & Staffing

## New Additions

Matthew Robbins, Communications Technician – 1/27/2020  
 Judith Hummer, Communications Technician – 1/29/2020  
 Joshua Kirby, Police Officer – 7/2/2020  
 Zachary Hungler, Communications Technician – 8/4/2020  
 Allison Harris, Communications Technician – 8/5/2020  
 Ashley Hayes, Communications Technician – 8/6/2020  
 Stephen Mette, Operations Manager – 11/18/2020



## Selection Processes & Promotions

Alex Carlson, Selected CIU Corporal – 1/1/2020  
 David Gatterdam, Selected CIU Traffic Officer – 1/1/2020  
 Chad Patrick, Selected Community Ed Unit Officer – 1/1/2020  
 Rigoberto Quintanilla, Selected Community Ed Unit Officer – 1/1/2020  
 Deron Steinke, Selected CIU Traffic Officer – 1/1/2020  
 Amber McCloskey, Selected Community Liaison Officer – 5/19/2020  
 Rigoberto Quintanilla, Selected Community Liaison Officer – 5/19/2020  
 Alex Carlson, Promoted to Sergeant – 7/2/2020  
 Paul Burks, Selected Community Ed Unit Officer – 8/11/2020  
 Scott Nichelson, Selected Community Ed Unit Officer – 8/11/2020  
 Brian Nimmo, Selected Community Ed Unit Officer – 8/11/2020  
 Bryan McClain, Promoted to Corporal – 8/18/2020  
 David Traves, Selected CIU Corporal – 9/15/2020

Staffing Levels:	Authorized/Actual
Chief of Police	1/1
Police Lieutenant	2/2
Civilian Bureau Commander	1/1
Police Sergeant	6/6
Police Corporal	9/9
Police Officer**	53/53
Law Enforcement Planner	1/1
Accreditation Manager	1/1
Administrative Support III	1/1
Records Technician I	1/1
Records Technician II	4/4
Police Property Technician	1/1
Communications Technician	26/26
Communications Supervisor	4/4
Communications Manager	1/1
Totals	113/112*

\*below authorized staffing level  
 -authorized by council to hire two over  
 authorized in anticipation of pending  
 retirements`



click to view

## Retirements & Resignations

Ariele Ator, Communications Technician – Resigned 6/1/2020  
 Matthew Jarvi, Communications Technician – Resigned 7/6/2020  
 Michael McCaskey, Sergeant - Retired 7/30/2020  
 Hillary McClish, Officer – Resigned 10/21/2020  
 Charles Rudy, Detective - Retired 12/1/2020



From left to right: Corporal William Morris, Sergeant Mike McCaskey



Detective Charles Rudy

Investigations, Complaints and Grievances	Sworn Personnel	Civilian Personnel	<a href="#">Findings</a> (click for more details)
Internal Investigations	0	0	1) N/A
Formal Complaints	2	0	1) Improper Conduct/Oral Reprimand 2) Proper Conduct
Informal Complaints	6	2	1) Proper Conduct-Officer Exonerated 2) Unfounded Complaint-Officer Exonerated 3) Unfounded Complaint-Officer Exonerated 4) Insufficient Evidence-Oral Reprimand 5) Improper Conduct-Oral Reprimand 6) Improper Conduct/Insufficient Evidence-Letter of Counseling
Grievances	4	0	1) Unfounded Complaint-Employee Exonerated 2) Unfounded Complaint-Employee Exonerated 3) Denied; no violation of relevant contract language 4) Resolved; Step 1 with proposed remedy 5) Resolved; Step 2 Proposed Grievance is Moot as there is No Available Remedy 6) Resolved; Did not proceed to Step 3 per request of grievant
Response to Resistance	15	0	All response to resistance incidents classified as reasonable and consistent with policy.
Response to Resistance Reports	29	0	All response to resistance reports classified as reasonable and consistent with policy.



# Agency Activity 2020

## Calls for Service

Total Calls for Service = 42,343

Total Citizen Initiated Calls = 15,433

911 Calls Received = 42,860

Average Response Time: 5 minutes

Average Total Time to Handle Calls: 45 minutes

## Other Reported Activity

Number of Offense Reports = 990

Total Offenses Reported = 1,187

Number of Citations Issued = 2,155

Total Citation Charges = 2,665

Number of Adults Arrested = 535

Adult Arrest Charges = 689

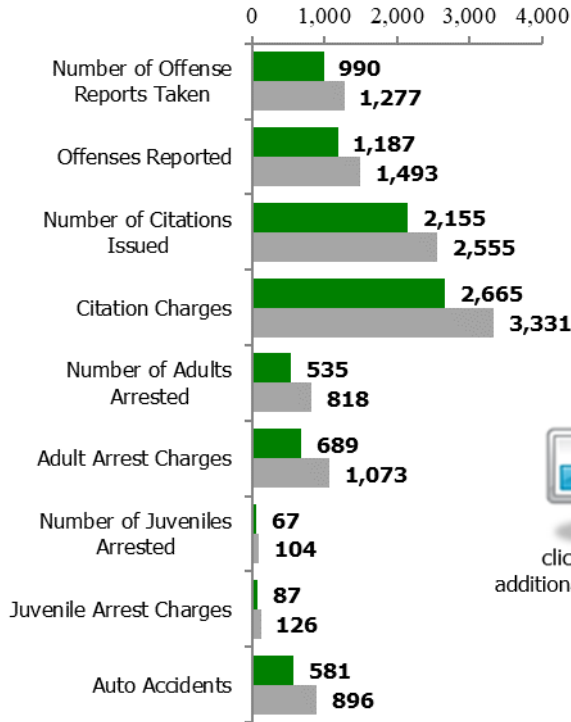
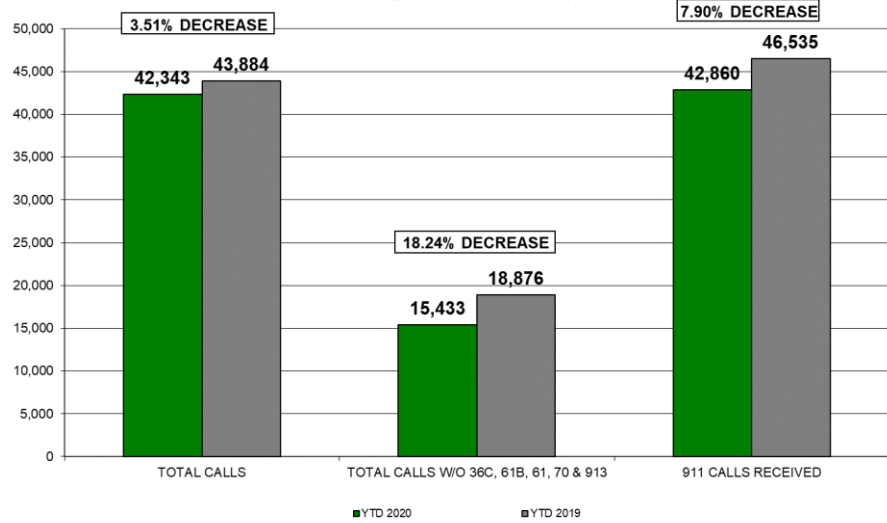
Number of Juveniles Arrested = 67

Juvenile Arrest Charges = 87

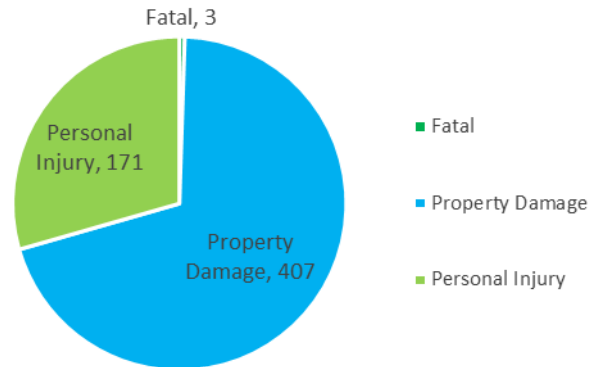
Total Accidents Reported = 581

## CALLS FOR SERVICE

JANUARY 1, 2020 - DECEMBER 31, 2020



## Auto Accidents



January - December  
2020 vs 2019

Jan-Dec 2020 Total  
Jan-Dec 2019 Total



# Agency Quarterly Activity 2020

October - December

## Calls for Service

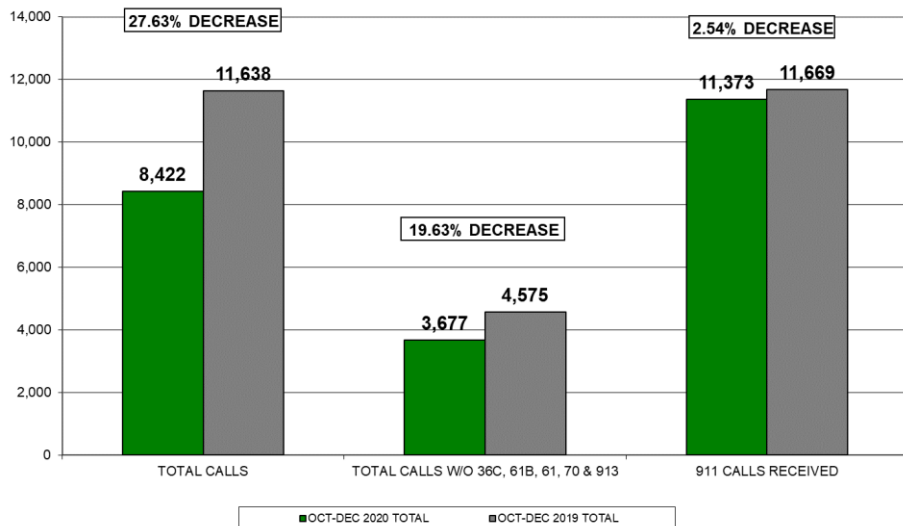
Total Calls for Service = 8,422  
 Total Citizen Initiated Calls = 3,677  
 911 Calls Received = 11,373  
 Average Response Time: 5 minutes  
 Average Total Time to Handle Calls: 47 minutes

## Other Reported Activity

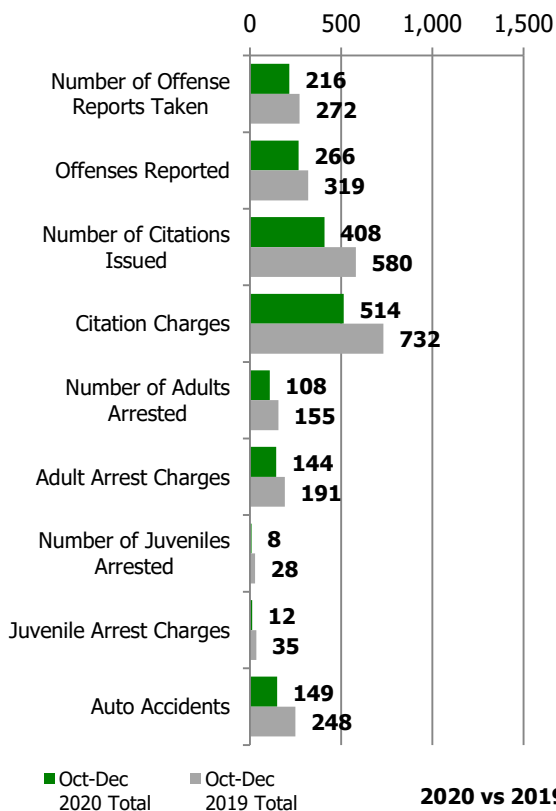
Number of Offense Reports = 216  
 Total Offenses Reported = 266  
 Number of Citations Issued = 408  
 Citation Charges = 514  
 Number of Adults Arrested = 108  
 Adult Arrest Charges = 144  
 Number of Juveniles Arrested = 8  
 Juvenile Arrest Charges = 12  
 Total Accidents Reported = 149

### CALLS FOR SERVICE

OCTOBER 1, 2020 - DECEMBER 31, 2020

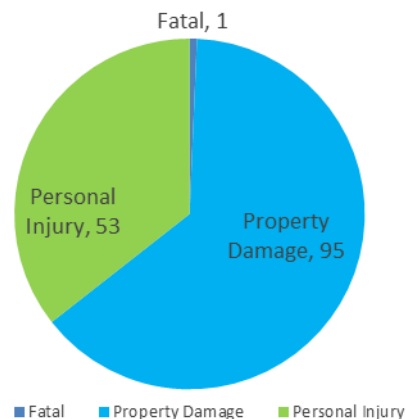


click to view  
additional information

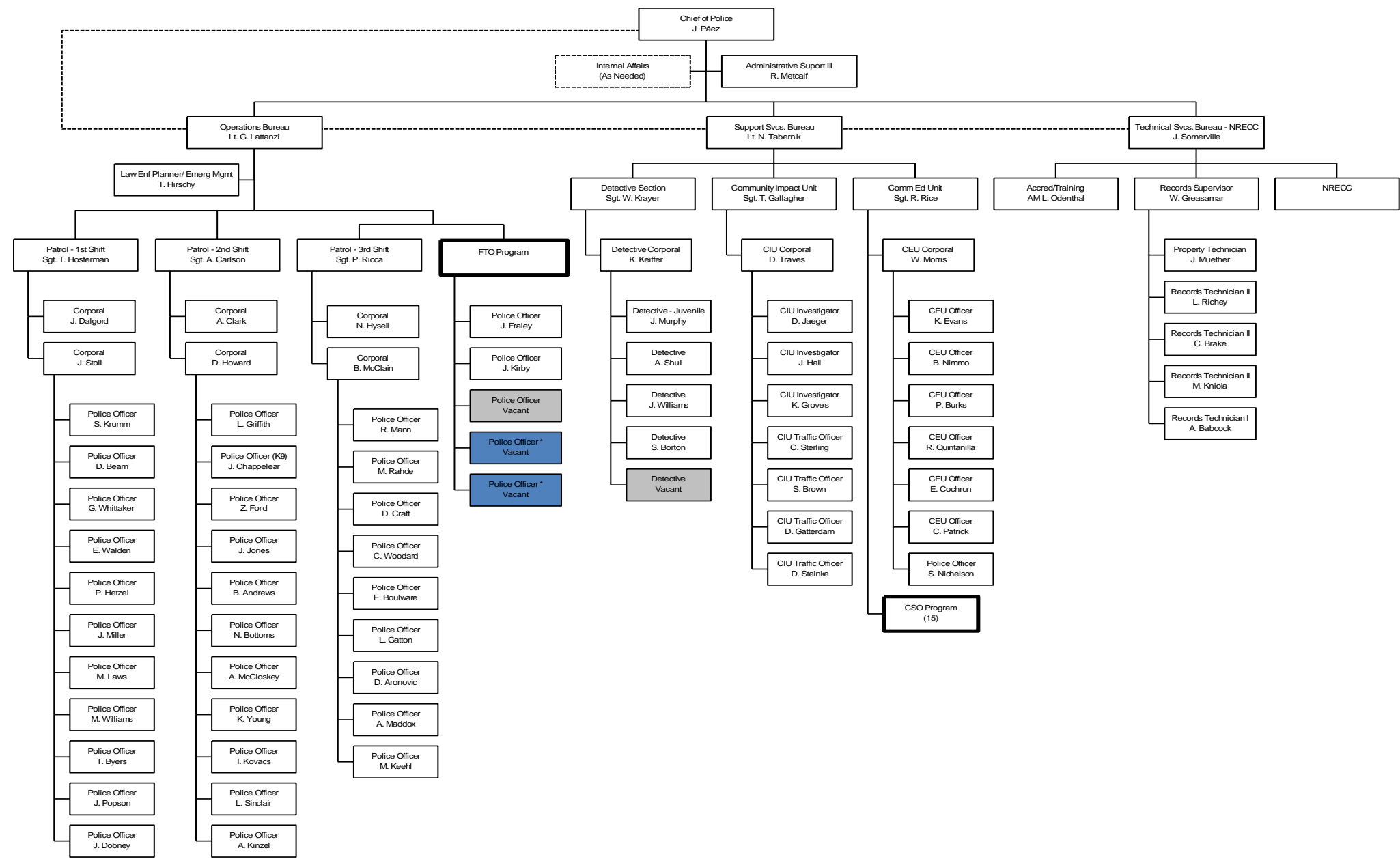


2020 vs 2019

## Auto Accidents



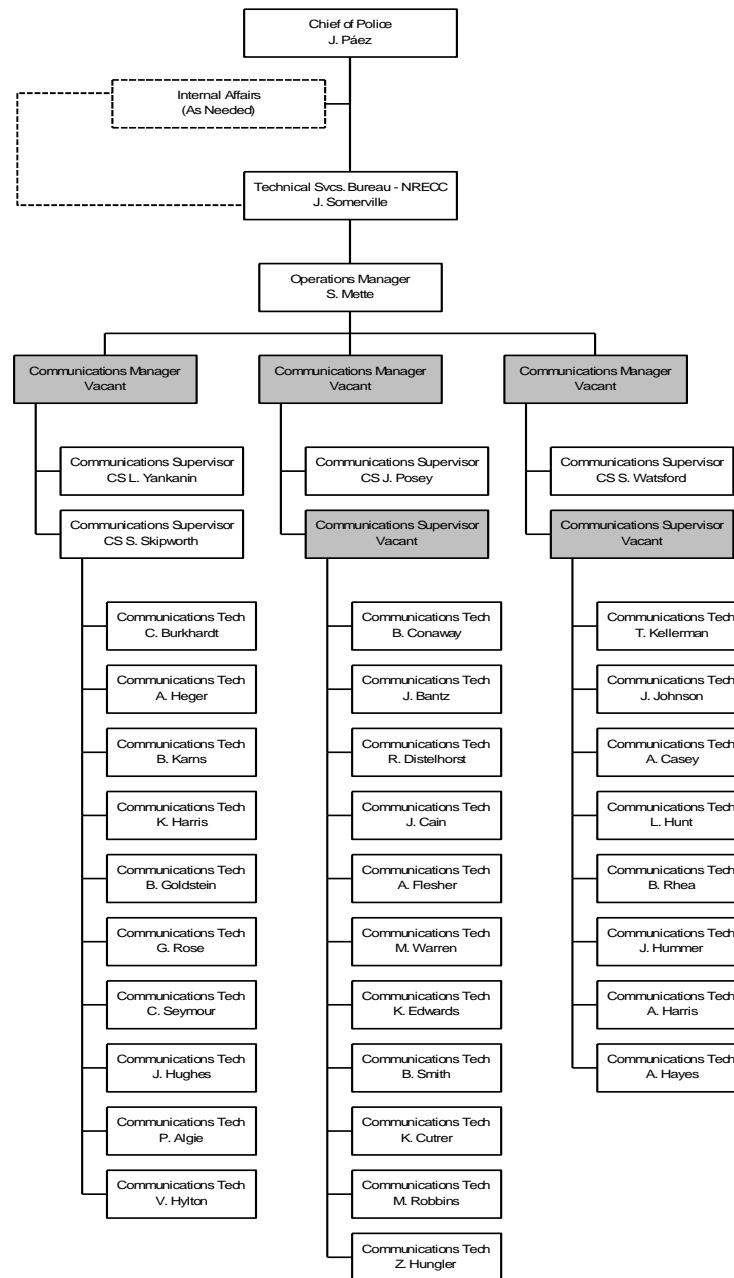
City of Dublin - Police Department - Organizational Chart - Standard 11.1.1



\* Two additional police officer positions temporarily authorized to allow for future anticipated retirements.

Revised: October 2020  
Replaces: September 2020  
P&P 103.02

# City of Dublin - NRECC - Organizational Chart - Standard 11.1.1





## Annual Review of Complaints, Grievances and Response to Resistance

The internal affairs function will record, register, and control the investigation of complaints against personnel; will supervise and control the investigation of alleged or suspected misconduct within the agency; and will maintain the confidentiality of the internal affairs investigation and records. Types of Complaints include: Internal Affairs - the investigation of alleged or suspected misconduct within the Agency; Formal Complaint - a known complainant wishes to pursue a formal complaint; and Informal Complaint - a known complainant refuses to formally pursue an allegation or complaint.

All complaints shall have a disposition of one of the following: Improper Conduct - the allegation is true and the actions of the department or the member or employee were inconsistent with policy and the complainant suffered harm; Insufficient Evidence - there is insufficient evidence to confirm or refute the allegation; Policy Failure-Officer Exonerated - the allegation is true and although the actions of the member or employee were not inconsistent with policy, the complainant suffered harm. The officer acted in good faith and within existing department guidelines, rules and regulations; Proper Conduct-Officer Exonerated - the allegation is true, but the action of the department or the member or employee was consistent with policy and the complainant suffered no harm; Unfounded Complaint-Officer Exonerated - the allegation is demonstrably false; Unfounded-No Further Investigation Possible - no investigation was conducted due to lack of information, contractual obligations or other events.

### Internal Affairs Investigations

In 2020, there were zero (0) internal affairs investigations conducted by our agency. Compared to 2019, there were three (3) internal affairs investigations conducted by our agency.

#### ***Analysis and Conclusions:***

No comparison to identify a pattern of employee or misconduct to the previous year can be conducted due to the fact there were no investigations in 2020.

#### **Internal Affairs Investigations by Employee Status:**

##### **January – December 2020**

Sworn: 0      Civilian: 0

### Complaints

In 2020, there were two (2) formal complaints and eight (8) informal complaints filed against personnel of the police department. The circumstances surrounding the formal complaints were as follows: 1) Demeanor; 2) Mental Health Transport. Thorough investigations were conducted resulting in the following findings: 1) Improper Conduct – Oral Reprimand Issued; 2) Proper Conduct-Officer Exonerated.

The circumstances surrounding the informal complaints were as follows: 1) Injury During Detention-Sworn; 2) Traffic Stop/Racial Bias-Sworn; 3) Demeanor/Racial Bias-Sworn; 4) Improper Conduct-Civilian; 5) Violation of Social Media Policy-Civilian; 6) Missing Property-Sworn; 7) Demeanor-Sworn; and 8) Cruiser Operation/Demeanor-Sworn. Thorough investigations were conducted into each complaint. The results of the informal complaints were as follows: 1) Proper Conduct-Officer Exonerated; 2) Unfounded Complaint-Officer Exonerated; 3) Unfounded Complaint-Officer Exonerated; 4) Unfounded Complaint-Employee Exonerated; 5) Unfounded Complaint-Employee Exonerated; 6) Insufficient Evidence-Oral Reprimand; 7) Improper Conduct-Oral Reprimand; and 8) Improper Conduct/Insufficient Evidence-Letter of Counseling for Cruiser Operation.

#### **Complaints by Employee Status:**

##### **Formal Complaints**

##### **January – December 2020**

Sworn: 2      Civilian: 0

##### **Informal Complaints**

##### **January – December 2020**

Sworn: 6      Civilian: 2

#### ***Analysis and Conclusions:***

A review of complaints both formal and informal for 2020 identified one employee named in three complaints (one formal and two informal); there was no other identifiable pattern of employee. The formal complaint was for demeanor resulting in a finding of improper conduct with the employee receiving an oral reprimand. The two informal complaints resulted in one finding of proper conduct and one finding of unfounded; officer exonerated in both instances. Compared to 2019, there was one (1) formal complaint and six (6) informal complaint filed against personnel of the police department. There was one employee named in one (1) informal complaint in 2019 who was also named in 2020. The nature of complaint was not similar to that of 2020. In this instance, the complaint resulted in a finding of improper

conduct and the officer was issued a written reprimand. There was no other identifiable pattern of employee named who received complaints in both 2020 and 2019. A review of the nature of the 2020 complaints when compared to 2019 indicated demeanor as a commonality with three (3) in 2020 and two (2) in 2019. In those instances, only two (2) complaints, both in 2020, resulted in a finding of improper conduct with the personnel involved receiving disciplinary action in the form of oral reprimand.

### Grievances

A grievance is an allegation that there has been a breach, misinterpretation, or improper application of an Agreement. In 2020, there were four (4) grievances filed by employees. Three (3) grievances were related to pay/time issues and one (1) related to a selection process for a rotational position. All grievances, at the time of this report, have been resolved with the following dispositions: 1) denied; no violation of relevant contract language; 2) resolved at Step 1 with proposed remedy; 3) resolved at Step 2, proposed grievance is moot as there is no available remedy; and 4) did not proceed to Step 3 per request of the grievant. In 2019 there were zero (0) grievances filed by employees.

### ***Grievances by Employee Status:***

**January – December 2020**

Sworn: 4      Civilian: 0

### ***Analysis and Conclusions:***

Due to the fact there were no grievances filed in 2019, an analysis for pattern of employee or grievance type could not be conducted.

### **Response to Resistance**

Any time an officer uses force in an effort to gain compliance from a subject, that response to resistance and subject control shall be documented on the Response to Resistance and Subject Control Report.

- Bodily force shall be documented on a Response to Resistance and Subject Control Report. Minor hand to hand control techniques, such as those used in handcuffing, physically touching, or gripping to overcome minor resistive tension shall be reported on an incident report or narrative of the arrest form and are not considered a response to resistance and subject control. Any bodily force resulting in an alleged injury must be reported on a Response to Resistance and Subject Control Report.
- Response to Resistance and Subject Control Reports are also used to document the use of lethal and/or less lethal weapon (in the course of a response to resistance and subject control). This includes: firearm, specialty impact munitions, straight baton, chemical agent (Oleoresin Capsicum), and conducted energy devices (Taser).

### ***Response to Resistance and Subject Control Incidents***

Response to Resistance and Subject Control	2018	2019	2020
Response to Resistance and Subject Control Incidents	9	18	15
Response to Resistance and Subject Control Reports	14	32	29

In 2020, fifteen (15) response to resistance and subject control incidents occurred that resulted in twenty-nine (29) response to resistance and subject control reports being filed. It should be noted that more reports were filed than total number of incidents due to more than one officer responding to resistance and subject out of a single incident in some, but not all cases.

### ***Injuries Resulting from Response to Resistance and Subject Control (based on incidents)***

Injuries	2018	2019	2020
Officer Injured	1	4	2
Suspect Injured	3	11	4

*Reasons for the Response to Resistance and Subject Control (Incidents)*

Reasons for Response to Resistance and Subject Control	2018	2019	2020
Necessary to Effect Arrest	7	14	9
Necessary to Defend Officer/Person	3	3	3
Other Mission-Specific Seizure	3	6	8

In 2020, the most common reasons for the response to resistance and subject control were: 1) Necessary to Effect an Arrest, 2) Other Mission-Specific Seizure, and 3) Necessary to Defend Officer/Person. Over the past three years, "Necessary to Effect Arrest" was the most common reason for response to resistance and subject control. In some cases, the numbers may not match up due to some reports having more than one description for the reason for response to resistance and subject control or none being marked on the report.

*Officer's Response – Response to Resistance and Subject Control Incidents*

Officer's Response	2018	2019	2020
Firearm/Other Deadly Force	0	0	0
Specialty Impact Weapons (Bean Bag Round)	0	0	0
Kicking/Striking/Punching	0	2	0
O.C. Spray	0	0	0
Taser Deployment	0	1	0
Baton Techniques	0	1	0
Pressure Points	DNR	1	0
Takedowns	7	16	13
Joint Manipulation	1	4	7
Balance Displacement	3	5	3
Escort Position	3	10	9
Assistance from Other Officers	7	15	11
Verbal or Physical Commands	9	17	15
Officer Presence	9	18	14

In 2020, the most common officer responses to response to resistance and subject control incidents included: 1) Verbal or Physical Commands (15 Incidents), 2) Officer Presence (14 Incidents), and 3) Takedowns (13 Incidents). Over the past three years when the data is combined, Officer Presence, Verbal or Physical Commands, and Takedowns have been the top three officer's responses to resistance and subject control techniques. In some cases, the numbers may not match up due to some reports having more than one officer response or none being marked on the report. It should be noted that 13 of the 15 response to resistance and subject.

**Impact on Findings on Policies, Practices, Equipment, and Training**

In 2020, a number of significant policies were introduced and/or revised as it related to response to resistance and subject control.

- Policy and Procedure 301.01 was renamed to Reasonable Response to Resistance and Subject Control.
  - The Duty to Intervene was further clarified: Duty to Intervene: Any officer present and observing another officer using force that is beyond that which is objectively reasonable under the circumstances shall intervene to prevent the further use of unreasonable force.
  - The Duty to Report was further clarified: Any officer who observes or has knowledge of another employee using force that exceeds the degree of force permitted by policy or law shall promptly report these observations to a supervisor.
  - Pointing of a Firearm was further clarified: Sworn officers of this agency should only point a firearm at a person when it is objectively reasonable. The most significant factor in establishing objective reasonableness when pointing a firearm at a person is a reasonable perception of the threat of death or serious physical harm to an officer or the public. Officers should consider the totality of the circumstances known at the time of the incident to include the following factors: The severity of the call or offense;

Proximity of weapons; and/or Prior knowledge of the suspect's propensity for violence. This change was in accordance with the case law decision from *Lamar Wright v. City of Euclid, Ohio* (U.S. Sixth Circuit, Court of Appeals, No. 19-3452, Decided and Filed: June 18, 2020).

- Policy and Procedure 301.02 – Officer-Involved Critical Incident / In-Custody Death was revised and renamed.
- Policy and Procedure 301.03 – Less-Lethal Weapons had some wording clarified.
- Policy and Procedure 301.04 - Rendering Aid After a Response to Resistance and/or Subject Control Technique was revised to ensure the members of the Dublin Police Department shall provide medical aid as appropriate after any incidents where Response to Resistance and Subject Control techniques have been applied.
- Policy and Procedure 301.05 – Response to Resistance and Subject Control Reporting and Analysis of Reports was renamed. In addition, the policy was modified.

Defensive tactics training was conducted with all sworn personnel in 2020 (Training Bulletin 2020-03) as part of the police department's annual in-service training cycle. It is recommended that the Dublin Police Department continue its defensive tactics training with sworn personnel on an annual basis as part of the in-service training program. Since thirteen (13) of the fifteen (15) response to resistance and subject control incidents involved the "takedown" technique, it is recommended that the department's defensive tactics instructors evaluate those takedowns to determine if any additional training needs are necessary or should be considered.

#### *Response to Resistance and Subject Control Conclusion*

In reviewing the twenty-nine (29) response to resistance and subject control reports out of the fifteen (15) response to resistance and subject control incidents that occurred in 2020, it was determined that all policies regarding the response to resistance and subject control were followed (consistent with policy and training) with the exception of one incident (20-0641) that was ruled as the response to resistance and subject control was objectively reasonable, but there was a policy failure. All fifteen (15) response to resistance and subject control incidents were correctly reported, investigated, and reviewed by the chain of command.

Response to Resistance and Subject Control training (Training Bulletin 2020-06) was conducted with all sworn personnel in 2020 as part of the police department's annual mandatory training cycle. Based on this analysis, response to resistance and subject control training will continue to be a part of the police department's annual mandatory in-service training for sworn personnel.

The following should be reviewed by the executive command staff, Defensive Tactics Supervisor and instructors to determine if any further training or policy should be developed and/or implemented:

- From the perspective of individual officer response to resistance and subject control techniques, the "takedown" was the most often used technique over the past three years with 36 out of 42 (86%) response to resistance and subject control incidents involving a takedown technique. The next most common technique was assistance from other officers (33 out of 42 incidents or 79%).
- Another factor for consideration was the "distance from subject". This special circumstance occurred in fifteen (15) of the 42 response to resistance and subject control incidents over the past three years.
- In eleven (11) of the fifteen (15) response to resistance and subject control incidents in 2020, the suspect was suspected to be under: alcohol or drugs, mental distress, and/or some other issue.
- Add a more descriptive requirement in the Response to Resistance and Subject Control Report to identify if an officer was assaulted.

Overall, based on this analysis of response to resistance and subject control, no other patterns or trends were identified that would require any further training needs (other than the previously suggested bullet points) or policy modifications.

**CALLS FOR SERVICE SUMMARY**  
**JANUARY 1 - DECEMBER 31, 2020**

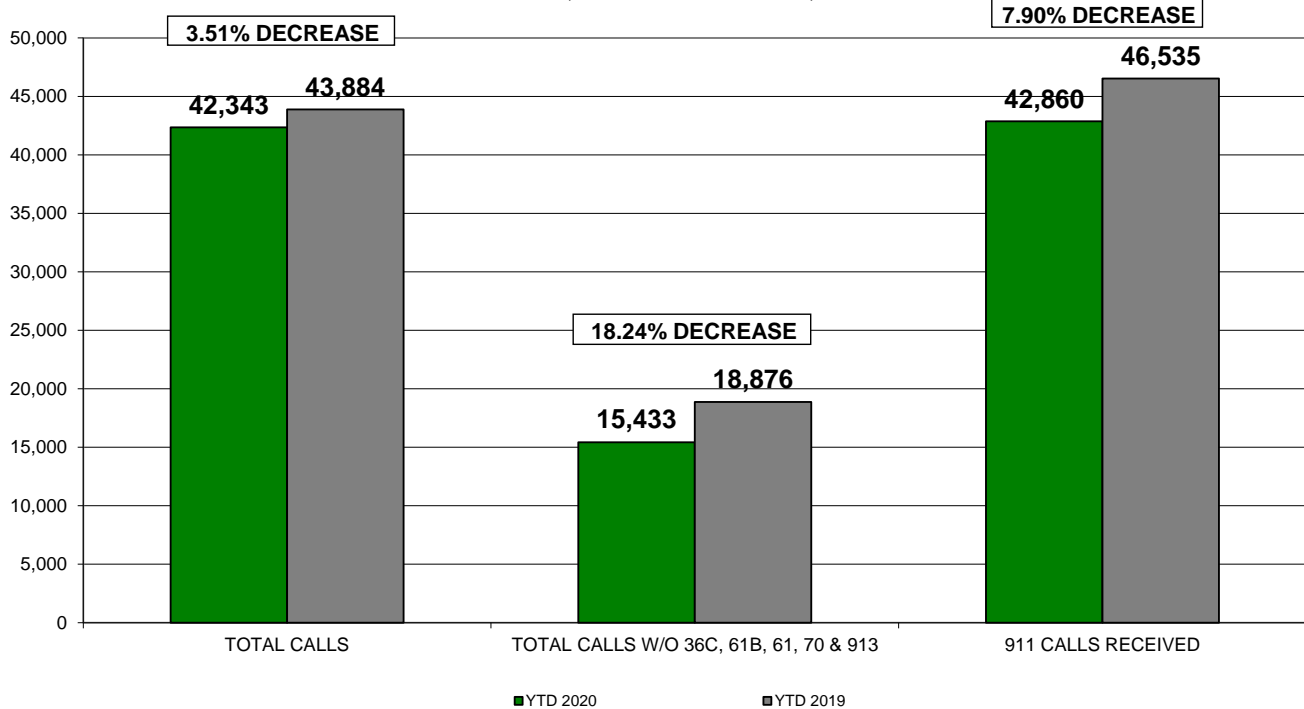
DISTRICTS								YTD 2020	vs.	YTD 2019
CODE# & DESCRIPTION	D1	D2	D3	D4	D5	D6	DIST 0			
10-ASSIST OTHER AGENCY	14	29	12	30	32	5	225	347		402
100-BOMB THREAT	0	0	0	0	0	0	0	0		1
102-NARCOTICS	24	16	10	25	4	1	1	81		87
12-BURGLARY	11	6	6	15	15	4	0	57		56
12AL BURGLAR ALARM	391	339	348	386	319	80	3	1,866		2,487
12B-OPEN DOOR OR WINDOW	12	15	15	27	13	3	0	85		121
13-MISCELLANEOUS CALL	129	190	195	643	173	37	148	1,515		1,669
13B-BANK ESCORT	0	0	0	0	0	0	0	0		10
13C-COMMUNITY SERVICE EVENT	1	1	0	1	0	1	0	4		22
13T-PRISONER TRANSPORT	0	0	0	15	0	0	7	22		60
14-FRAUD BAD CHECK	23	43	115	92	47	7	0	327		268
15-WARRANT SERVICE	6	9	5	81	12	2	44	159		251
16-DECEASED PERSON	2	5	4	11	8	3	0	33		30
16A-DECEASED ANIMAL	6	5	10	6	2	0	0	29		40
18-ANIMAL BITE	2	2	4	4	7	1	0	20		9
18A-ANIMAL COMPLAINT	53	68	91	88	46	3	2	351		379
18B-BARKING DOG	2	4	5	7	3	1	0	22		46
2-ACCIDENT NON INJURY	73	185	61	119	208	55	7	708		1,223
20-DOMESTIC	19	18	5	20	20	4	2	88		130
22-DROWNING	0	0	0	0	0	0	0	0		1
24-INTOXICATED PERSON	8	22	3	18	4	2	0	57		106
24A -OMVI	27	57	18	39	60	7	49	257		420
26-FIGHT	4	3	1	3	0	2	0	13		12
28-FIRE RUN	9	12	14	21	15	4	2	77		84
29-EMS RUN	28	40	29	92	35	7	2	233		286
2A-HIT SKIP NON INJURY	17	47	9	34	37	20	1	165		223
2P-ACCIDENT PRIVATE PROPERTY	19	28	3	43	5	3	1	102		203
30-VICE COMPLAINT	7	1	0	1	0	0	0	9		22
32-HOMICIDE	0	0	0	0	1	0	0	1		0
34-JUVENILE COMPLAINT	63	54	55	86	33	61	1	353		198
36-THEFT	84	149	55	160	71	24	1	544		549
36B-FOUND PROPERTY	34	38	34	110	24	13	2	255		289
36C-COURTESY CARD	38	32	57	193	53	8	0	381		953
38-MISSING PERSON	2	9	20	12	7	0	0	50		66
38A-MISSING PERSON RETURNED	1	0	1	1	1	0	0	4		17
4-ACCIDENT INJURIES	29	37	12	36	60	11	5	190		259
40-PERSON WITH A GUN	3	2	1	1	0	2	3	12		12
40A-PERSON WITH A KNIFE	0	1	0	1	0	0	0	2		3
42-UNKNOWN CIRCUMSTANCES	14	7	4	5	4	16	1	51		56
42-UNKNOWN EMERGENCY	2	0	0	5	1	1	0	9		25
42A-911 HANG UP CALL	73	31	12	43	52	23	47	281		306
44-OFFICER IN TROUBLE	0	0	0	0	0	0	0	0		2
46-PROWLER	0	1	0	1	0	0	0	2		4
48-RAPE	2	2	1	6	0	2	0	13		12
48B-SEX OFFENSE	4	2	1	16	8	0	0	31		39
4A-HIT SKIP INJURY	1	3	0	0	0	0	0	4		15
4F-ACCIDENT FATAL	1	0	0	0	2	0	0	3		0
4P-ACCIDENT PRIV PROP INJURY	1	3	0	3	1	0	0	8		12
50-ROBBERY	2	1	0	1	0	0	0	4		3
50ALB-ROBBERY ALARM BUSINESS	30	19	0	32	6	7	0	94		99
50ALR-ROBBERY ALARM RESIDENCE	4	15	49	13	19	0	0	100		108
52-SHOOTING	0	0	0	0	1	0	1	2		0
52A-SHOTS FIRED	8	3	4	12	19	0	0	46		24
56-STOLEN VEHICLE	7	17	4	14	9	4	0	55		37
56B-RECOVERED STOLEN VEHICLE	1	4	0	11	3	1	10	30		30
58-SUICIDE	1	1	0	2	0	0	0	4		4
58A-SUICIDE ATTEMPT	4	10	12	33	9	2	0	70		91
60-SUSPICIOUS PERSON	228	293	173	391	207	67	16	1,375		1,426
60A-SUSPICIOUS VEHICLE	79	115	34	127	57	16	3	431		417
61-HOUSE CHECK	406	371	775	460	734	0	0	2,746		4,471
61A-EXTRA PATROL	48	66	67	100	53	55	4	393		358
61B-TARGET PATROL	626	816	617	647	893	327	56	3,982		2,995



**CALLS FOR SERVICE SUMMARY**  
JANUARY 1 - DECEMBER 31, 2020

DISTRICTS								YTD 2020	VS.	YTD 2019
CODE# & DESCRIPTION	D1	D2	D3	D4	D5	D6	DIST 0			
62-TRAFFIC DETAIL	9	8	8	17	6	3	0	51		52
64-VANDALISM	18	34	27	33	28	10	0	150		162
70-TRAFFIC VIOLATOR	1,226	1,057	313	810	1,223	315	503	5,447		7,377
72-SPEEDER OR RECKLESS DRIVER	29	177	68	88	249	28	134	773		1,065
74-DISABLED OR MOTORIST ASSIST	62	93	20	50	240	8	22	495		744
76-VEHICLE BLOCKING	67	73	41	79	79	20	17	376		580
76A-PARKING VIOLATOR	67	37	51	83	50	24	1	313		562
78-VEHICLE LOCKOUT	60	79	21	89	51	13	1	314		459
8-ASSAULT	4	11	4	24	5	0	0	48		60
80-ROADWAY OBSTRUCTION	30	72	28	34	125	7	5	301		383
8A-MENACING THREATS	10	6	4	23	12	2	3	60		80
8B-TELEPHONE HARASSMENT	13	13	8	18	12	1	0	65		68
90-DISTURBANCE 2 UNITS	141	160	95	164	125	34	10	729		721
90A-DISTURBANCE 1 UNIT	82	95	124	179	71	29	1	581		668
90S-SMOKING VIOLATION	0	0	0	0	0	0	0	0		2
913-FOOT PATROL	2,778	3,513	811	4,245	1,948	623	436	14,354		9,212
96-MENTAL	19	6	10	71	23	2	2	133		161
<b>TOTAL CALLS</b>	7,298	8,681	4,584	10,350	7,640	2,011	1,779	42,343		43,884
<b>TOTAL CALLS W/O 36C, 61B, 61, 70 &amp; 913</b>	2,224	2,892	2,011	3,995	2,789	738	784	15,433		18,876
<b>911 CALLS RECEIVED</b>								42,860		46,535

**CALLS FOR SERVICE**  
JANUARY 1, 2020 - DECEMBER 31, 2020



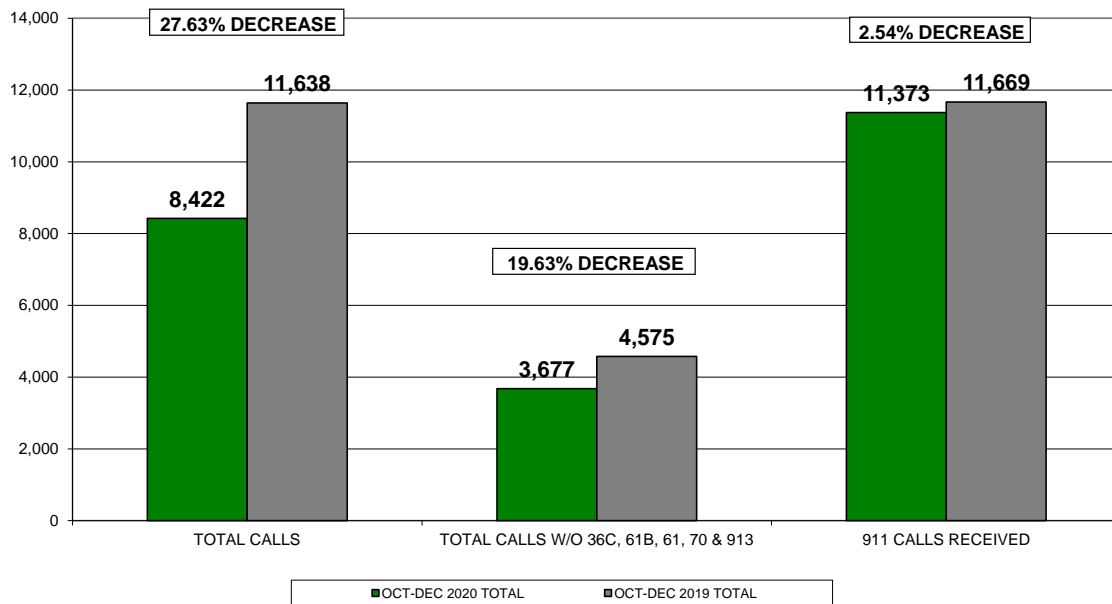
**CALLS FOR SERVICE SUMMARY**  
OCTOBER 1 - DECEMBER 31, 2020

CODE# & DESCRIPTION	DISTRICTS							OCT-DEC 2020 TOTAL	YTD 2020	vs.	OCT-DEC 2019 TOTAL	YTD 2019
	D1	D2	D3	D4	D5	D6	DIST 0					
10-ASSIST OTHER AGENCY	3	5	2	7	7	2	69	95	347		110	402
100-BOMB THREAT	0	0	0	0	0	0	0	0	0		1	1
102-NARCOTICS	6	3	1	10	2	0	1	23	81		22	87
12-BURGLARY	2	1	2	5	3	2	0	15	57		7	56
12AL BURGLAR ALARM	109	67	77	83	87	51	1	475	1,866		651	2,487
12B-OPEN DOOR OR WINDOW	3	2	0	6	3	2	0	16	85		22	121
13-MISCELLANEOUS CALL	24	21	43	135	28	18	34	303	1,515		410	1,669
13B-BANK ESCORT	0	0	0	0	0	0	0	0	0		2	10
13C-COMMUNITY SERVICE EVENT	0	1	0	0	0	0	0	1	4		10	22
13T-PRISONER TRANSPORT	0	0	0	4	0	0	2	6	22		15	60
14-FRAUD BAD CHECK	4	16	43	36	17	4	0	120	327		58	268
15-WARRANT SERVICE	1	1	2	22	0	1	10	37	159		61	251
16-DECEASED PERSON	0	2	2	4	0	2	0	10	33		7	30
16A-DECEASED ANIMAL	0	1	5	0	0	0	0	6	29		9	40
18-ANIMAL BITE	0	1	0	0	5	0	0	6	20		1	9
18A-ANIMAL COMPLAINT	3	9	14	11	7	0	2	46	351		84	379
18B-BARKING DOG	1	1	4	1	0	1	0	8	22		6	46
2-ACCIDENT NON INJURY	17	37	18	35	52	35	2	196	708		332	1,223
20-DOMESTIC	2	5	0	4	5	2	1	19	88		31	130
22-DROWNING	0	0	0	0	0	0	0	0	0		0	1
24-INTOXICATED PERSON	2	2	2	3	1	2	0	12	57		17	106
24A -OMVI	6	9	3	8	21	4	12	63	257		91	420
26-FIGHT	1	0	0	0	0	1	0	2	13		5	12
28-FIRE RUN	2	1	2	5	3	2	0	15	77		20	84
29-EMS RUN	4	8	6	29	7	4	1	59	233		67	286
2A-HIT SKIP NON INJURY	4	3	3	8	8	8	0	34	165		60	223
2P-ACCIDENT PRIVATE PROPERTY	4	5	1	9	2	3	1	25	102		50	203
30-VICE COMPLAINT	1	1	0	1	0	0	0	3	9		6	22
32-HOMICIDE	0	0	0	0	1	0	0	1	1		0	0
34-JUVENILE COMPLAINT	7	5	7	7	9	41	0	76	353		29	198
36-THEFT	17	30	17	43	20	18	0	145	544		144	549
36B-FOUND PROPERTY	7	8	6	23	4	5	1	54	255		57	289
36C-COURTESY CARD	6	0	12	32	10	6	0	66	381		126	953
38-MISSING PERSON	0	2	5	4	3	0	0	14	50		10	66
38A-MISSING PERSON RETURNED	0	0	0	1	0	0	0	1	4		3	17
4-ACCIDENT INJURIES	5	11	2	12	18	8	2	58	190		70	259
40-PERSON WITH A GUN	1	0	0	0	0	1	1	3	12		4	12
40A-PERSON WITH A KNIFE	0	0	0	0	0	0	0	0	2		0	3
42-UNKNOWN CIRCUMSTANCES	1	2	0	1	1	8	0	13	51		23	56
42-UNKNOWN EMERGENCY	0	0	0	0	1	0	0	1	9		5	25
42A-911 HANG UP CALL	10	5	3	13	11	12	32	86	281		78	306
44-OFFICER IN TROUBLE	0	0	0	0	0	0	0	0	0		0	2
46-PROWLER	0	0	0	1	0	0	0	1	2		1	4
48-RAPE	1	0	0	1	0	2	0	4	13		3	12
48B-SEX OFFENSE	2	1	0	7	1	0	0	11	31		16	39
4A-HIT SKIP INJURY	0	1	0	0	0	0	0	1	4		5	15
4F-ACCIDENT FATAL	1	0	0	0	0	0	0	1	3		0	0
4P-ACCIDENT PRIV PROP INJURY	1	2	0	1	0	0	0	4	8		3	12
50-ROBBERY	0	0	0	1	0	0	0	1	4		0	3
50ALB-ROBBERY ALARM BUSINESS	6	2	0	6	2	6	0	22	94		28	99
50ALR-ROBBERY ALARM RESIDENCE	0	2	7	4	3	0	0	16	100		24	108
52-SHOOTING	0	0	0	0	1	0	1	2	2		0	0
52A-SHOTS FIRED	1	1	0	3	9	0	0	14	46		8	24
56-STOLEN VEHICLE	0	2	1	2	2	2	0	9	55		12	37
56B-RECOVERED STOLEN VEHICLE	0	3	0	4	0	1	2	10	30		13	30
58-SUICIDE	0	0	0	1	0	0	0	1	4		2	4
58A-SUICIDE ATTEMPT	2	2	2	7	1	2	0	16	70		27	91
60-SUSPICIOUS PERSON	25	49	27	95	57	41	3	297	1,375		353	1,426
60A-SUSPICIOUS VEHICLE	14	24	11	30	18	8	1	106	431		115	417
61-HOUSE CHECK	5	24	62	42	53	0	0	186	2,746		1,354	4,471
61A-EXTRA PATROL	6	14	16	28	8	48	0	120	393		102	358
61B-TARGET PATROL	89	157	171	139	183	201	12	952	3,982		809	2,995
62-TRAFFIC DETAIL	3	2	1	3	0	2	0	11	51		15	52
64-VANDALISM	2	8	8	10	4	9	0	41	150		33	162
70-TRAFFIC VIOLATOR	218	93	71	164	181	165	62	954	5,447		1,678	7,377
72-SPEEDER OR RECKLESS DRIVER	0	40	21	23	61	23	31	199	773		234	1,065
74-DISABLED OR MOTORIST ASSIST	12	18	4	17	42	6	4	103	495		150	744
76-VEHICLE BLOCKING	12	12	6	18	22	9	1	80	376		148	580
76A-PARKING VIOLATOR	6	4	13	21	5	15	0	64	313		100	562
78-VEHICLE LOCKOUT	14	20	10	21	14	6	1	86	314		112	459
8-ASSAULT	1	2	0	5	2	0	0	10	48		15	60

**CALLS FOR SERVICE SUMMARY**  
OCTOBER 1 - DECEMBER 31, 2020

CODE# & DESCRIPTION	DISTRICTS							OCT-DEC 2020 TOTAL	YTD 2020	VS.	OCT-DEC 2019 TOTAL	YTD 2019
	D1	D2	D3	D4	D5	D6	DIST 0					
80-ROADWAY OBSTRUCTION	6	12	9	9	24	4	1	65	301		83	383
8A-MENACING THREATS	0	1	0	5	2	2	0	10	60		17	80
8B-TELEPHONE HARASSMENT	4	2	3	3	2	1	0	15	65		9	68
90-DISTURBANCE 2 UNITS	22	33	25	41	23	23	0	167	729		173	721
90A-DISTURBANCE 1 UNIT	9	19	20	27	21	13	0	109	581		156	668
90S-SMOKING VIOLATION	0	0	0	0	0	0	0	0	0		0	2
913-FOOT PATROL	436	456	109	732	401	352	101	2,587	14,354		3,096	9,212
96-MENTAL	6	1	3	20	3	1	0	34	133		40	161
<b>TOTAL CALLS</b>	1,157	1,272	882	2,053	1,481	1,185	392	8,422	42,343		11,638	43,884
<b>TOTAL CALLS W/O 36C, 61B, 61, 70 &amp; 913</b>	403	542	457	944	653	461	217	3,677	15,433		4,575	18,876
<b>911 CALLS RECEIVED</b>								11,373	42,860		11,669	46,535

**CALLS FOR SERVICE**  
OCTOBER 1, 2020 - DECEMBER 31, 2020



# OFFENSE REPORT SUMMARY

ACTUAL NUMBER OF OFFENSE REPORTS		OCT-DEC 2020	2020 YTD		OCT-DEC 2019	2019 YTD
TOTAL		216	990	VS	272	1,277

GROUP A	OFFENSES REPORTED	IBR CODE	OCT-DEC 2020	2020 YTD		OCT-DEC 2019	2019 YTD
	AGGRAVATED ASSAULT	13A	1	5		2	7
	ASSISTING OR PROMOTING PROSTITUTION	40B	3	4		5	19
	ARSON	200	1	1		0	0
	BURGLARY/BREAKING AND ENTERING	220	16	59		7	60
	COUNTERFEITING/FORGERY	250	0	4		3	15
	CREDIT CARD/AUTOMATIC TELLER MACHINE FRAUD	26B	3	10		3	12
	DISTRUCTION/DAMAGE/VANDALISM OF PROPERTY	290	17	77		19	119
	DRUG EQUIPMENT VIOLATIONS	35B	11	74		22	112
	DRUG/NARCOTIC VIOLATIONS	35A	18	102		27	134
	EXTORTION/BLACKMAIL	210	0	1		1	3
	FALSE PRETENSES/SWINDLE/CONFIDENCE GAME	26A	1	7		1	21
	FORCIBLE FONDLING	11D	0	3		7	14
	FORCIBLE RAPE	11A	3	10		2	13
	HACKING/COMPUTER INVASION	26G	0	1		0	0
	IDENTITY THEFT	26F	6	25		11	23
	IMPERSONATION	26C	0	1		0	0
	INTIMIDATION	13C	9	38		7	40
	KIDNAPPING/ABDUCTION	100	1	3		1	2
	MOTOR VEHICLE THEFT	240	6	38		9	29
	MURDER AND NON-NEGLIGENT MANSLAUGHTER	09A	1	1		0	0
	POCKET-PICKING	23A	0	0		1	1
	PORNOGRAPHY/OBSCENE MATERIAL	370	1	5		3	8
	PURSE SNATCHING	23B	1	3		0	2
	RECEIVING STOLEN PROPERTY	280	3	15		5	14
	ROBBERY	120	2	5		0	3
	SIMPLE ASSAULT	13B	24	97		27	108
	THEFT - ALL OTHER LARCENY	23H	30	126		38	135
	THEFT - SHOPLIFTING	23C	11	38		5	33
	THEFT - THEFT FROM BUILDING	23D	7	19		6	28
	THEFT - THEFT FROM MOTOR VEHICLE	23F	34	127		31	145
	THEFT - THEFT OF VEHICLE PARTS OR ACCESSORIES	23G	1	16		3	12
	WEAPON LAW VIOLATIONS	520	7	15		2	9
	WELFARE FRAUD	26D	1	1		0	1
	WIRE FRAUD	26E	0	0		0	0
TOTAL GROUP A			219	931		248	1,122

GROUP B	OFFENSES REPORTED	IBR CODE	OCT-DEC 2020	2020 YTD		OCT-DEC 2019	2019 YTD
	BAD CHECKS	90A	0	0		0	2
	CURFEW/LOITERING/VAGRANCY VIOLATIONS	90B	1	6		2	14
	DISORDERLY CONDUCT	90C	10	30		5	37
	DRIVING UNDER THE INFLUENCE	90D	22	126		35	207
	LIQUOR LAW VIOLATIONS	90G	1	19		5	28
	VOYEURISM	90H	0	0		0	0
	RUNAWAY	90I	0	2		3	6
	TRESPASS OF REAL PROPERTY	90J	4	17		3	15
	ALL OTHER OFFENSES	90Z	9	56		18	62
TOTAL GROUP B			47	256		71	371

TOTAL OFFENSES REPORTED			266	1,187		319	1,493
-------------------------	--	--	-----	-------	--	-----	-------

# TRAFFIC ENFORCEMENT SUMMARY

NUMBER OF CITATIONS ISSUED	OCT-DEC 2020	2020 YTD		OCT-DEC 2019	2019 YTD
<b>TOTAL</b>	<b>408</b>	<b>2,155</b>		<b>580</b>	<b>2,555</b>

BREAKDOWN OF CHARGES	OCT-DEC 2020	2020 YTD		OCT-DEC 2019	2019 YTD
ACDA	23	96		58	252
APPROACHING STATIONARY PUBLIC SAFETY VEHICLE	0	1		0	0
ASSURED CLEAR DISTANCE, SPEED/ACDA	4	26		9	57
CHILD RESTRAINT SYSTEM, EXCEPTIONS	0	2		0	1
CHILD SUPPORT (SUS)	0	1		2	11
CRIMINAL OFFENSES	1	1		0	0
DISPLAY LICENSE/VALIDATION	1	10		5	30
DISPLAY OF LICENSE PLATES	3	105		66	266
DIVIDED ROADWAYS	0	4		1	2
DRIVER LICENSE SUSPENDED	3	11		2	12
DRIVING ON RIGHT HALF OF ROADWAY	0	1		2	4
DRIVING TO LEFT OF CENTER LINE	0	1		1	2
DRIVING UNDER SUSPENSION OR VIOLATION OF LICENSE RESTRICTION	3	15		2	6
DRIVING UNSAFE VEHICLE	1	2		1	2
DRIVING UPON CLOSED ROADWAY	0	0		1	1
DRIVING UPON DIVIDED ROADWAYS	2	4		3	8
DRIVING WHILE UNDER THE INFLUENCE OF ALCOHOL/ DRUGS	26	141		39	239
DRIVING WITH TEMP PERMIT W/O LICENSED DRIVER	0	0		1	4
DRIVING WITHIN MARKED LANES	9	41		23	111
DUS - 12 POINT SUSPENSION	1	7		0	5
DUS - FRA	22	99		28	109
DUS - OVI COURT SUSPENSION	1	8		2	12
DUS - OVI SUSPENSION	1	7		7	18
DUS- FAIL TO REINSTATE	2	12		1	13
DUS NON COMPLIANCE SUSPENSION	0	4		1	4
DUS OR VIOLATION OF LICENSE RESTRICTION	17	44		30	83
EXP REGISTRATION	0	2		5	16
EXPIRED PLATES	0	0		0	1
FAILIURE TO REGISTER	1	5		2	8
FAIL TO CONTROL; WEAIVING,FULL TIME ATT. SEND/READ/WRT TXT ME	0	0		1	1
FAIL TO STOP AT RED LIGHT	2	12		7	39
FAIL TO YIELD TO PEDESTRIAN	0	0		0	3
FAIL TO YIELD-PRIVATE DRIVE	2	5		3	6
FAIL/DISPLAY VALID LICENSE	1	1		0	0
FAILURE TO CONTROL	40	156		37	144
FAILURE TO REGISTER	0	1		1	7
FAILURE TO REINSTATE OL	3	28		10	44
FAILURE TO YIELD RIGHT OF WAY	0	2		1	5
FICTIOUS PLATES	1	5		0	8
FLASHING RED LIGHT	0	0		0	8
FOLLOWING TOO CLOSELY	1	2		1	3
FREEWAY USE PROHIBITED BY PEDESTRIANS, BICYCLES & ANIMALS	0	0		0	1
FTY - EMERGENCY VEHICLE	0	0		0	2
FTY - STOPPED CRUISER	0	1		0	3
FTY - TURNING LEFT	7	24		15	41
FURNISHING FALSE INFORMATION TO OFFICER ISSUING TICKET	0	2		0	1
HEADLIGHT ILLUMINATION REQUIREMENTS	0	1		1	2
HEADLIGHTS ON MOTOR VEHICLES AND MOTORCYCLES	0	1		0	0
HIT/SKIP - CODE 2/4	1	13		4	15
HIT/SKIP - CODE 2P/4P	0	3		0	2
HIT/SKIP PRIVATE PROPERTY	0	2		0	0
IMPROPER BACKING AND STARTING	0	2		0	2
IMPROPER PASSING	0	0		0	1
IMPROPER TURNS AT INTERSECTION	0	1		0	1
INATTENTION	0	3		2	17
JUVENILE TRAFFIC OFFENDER	0	1		2	9
LANE CHANGE - UNSAFE	7	26		7	47
LANES OF TRAVEL UPON ROADWAYS	0	0		0	2
LEAVING THE SCENE OF AN ACCIDENT	1	3		0	4
LEFT OF CENTER	1	12		1	7
LICENSE FORFEIT	3	15		5	38
LIGHT EQUIPMENT VIOLATION	0	0		1	1
LIGHTED HEADLIGHTS	0	3		2	4
LITTERING FROM MOTOR VEHICLE	0	0		0	2
LOADS DROPPING - LEAKING; TRACKNG MUD	0	1		1	2
MARKED LANES	2	12		2	30
MV STOP LIGHTS	0	2		0	3



**TRAFFIC ENFORCEMENT SUMMARY**

<b>NUMBER OF CITATIONS ISSUED</b>	<b>OCT-DEC 2020</b>	<b>2020 YTD</b>		<b>OCT-DEC 2019</b>	<b>2019 YTD</b>
<b>TOTAL</b>	<b>408</b>	<b>2,155</b>		<b>580</b>	<b>2,555</b>

<b>BREAKDOWN OF CHARGES</b>	<b>OCT-DEC 2020</b>	<b>2020 YTD</b>		<b>OCT-DEC 2019</b>	<b>2019 YTD</b>
NO LICENSE PLATE LIGHT	0	0		0	1
NO OPERATOR`S LICENSE	22	118		47	172
NO OPS	4	52		14	73
NON COMPLIANCE SUSPENSION	5	50		7	52
OBEYING TRAFFIC CONTROL DEVICES	1	8		0	14
OBSCURED PLATES	0	2		2	2
OCCUPENT RESTRAINING DEVICES	0	4		0	4
ONE-WAY STREET	0	0		0	1
ONE-WAY TRAFFIC - ROTARY ISLANDS	0	0		0	1
OPERATING MV OR MOTORCYCLE WITHOUT VALID LICENSE	2	9		0	2
OPERATION AT YIELD SIGN	0	4		1	2
OVI	0	0		1	1
OVI - REFUSAL	0	0		1	1
OVI PER SE	2	3		1	2
OVI .17% >	0	1		0	0
OVI PER SE BREATH (.17 + (SUPER)	0	9		5	28
OVI REFUSAL CONVICTION (PRIOR W/20 YRS)	6	19		4	22
OVI, BREATH	0	9		5	40
OWNER OR OPERATOR ALLOWING ANOTHER TO DRIVE	0	0		0	1
PASSING - DOUBLE YELLOW	1	1		0	1
PASSING LEFT OF CENTER	0	1		0	2
PASSING STOPPED SCHOOL BUS	1	2		0	6
PHYSICAL CONTROL	0	2		1	4
PHYSICAL CONTROL UNDER INFLUENCE	0	3		2	7
PROHIBITED ACTS	0	1		0	1
PROVIDING FALSE INFORMATION TO POLICE OFFICER	0	0		0	1
RECKLESS OPERATION	2	5		0	2
RECKLESS OPERATION - PRIVATE	0	3		0	2
RECKLESS OPERATION - ROADWAY	1	3		0	2
RIGHT OF WAY AT INTERSECTIONS	0	0		1	2
RIGHT OF WAY IN CROSSWALK	0	0		0	1
RIGHT OF WAY OF PUBLIC SAFETY VEHICLES	0	0		1	2
RIGHT OF WAY RULE WHEN TURNING LEFT	1	12		2	7
RIGHT-OF-WAY ON ROADWAY	4	7		4	15
RULES FOR TURNS AT INTERSECTIONS	2	2		2	6
RULES GOVERNING OVERTAKING AND PASSING OF VEHICLES	0	1		0	0
SAFETY BELT, BOOSTER SEAT	0	0		0	1
SEAT BELTS REQUIRED	1	10		3	11
SIGNAL LIGHTS	3	7		0	2
SLOW SPEED	0	2		0	2
SPACE BETWEEN MOVING VEHICLES	0	1		0	1
SPEED - SCHOOL ZONE	10	36		2	8
SPEED - SLOW	0	1		1	1
SPEED LIMIT	213	1076		126	590
SQUEALING TIRES - NOISE	0	1		0	0
STARTING AND BACKING VEHICLE	0	3		0	2
STOP AND YIELD RIGHT OF WAY SIGNS	0	0		0	1
STOP AND YIELD SIGNS	2	7		2	4
STOP SIGNS	9	29		21	76
STOPPING AFTER ACCIDENT	1	3		1	4
STOPPING AFTER ACCIDENT INVOLVING DAMAGE PERSONAL PROPERTY	1	2		0	0
STOPPING AFTER ACCIDENT INVOLVING DAMAGE TO REALTY	1	1		0	0
STOPPING AFTER ACCIDENT INVOLVING INJURY TO PERSONS OR PROP.	0	0		0	1
STOPPING AFTER ACCIDENT UPON PROPERTY OTHER THAN STREET	0	0		0	1
STOPPING FOR SCHOOL BUS	0	2		5	19
STOPPING ON THE HIGHWAY	0	0		0	1
TAIL LIGHT - ILLUMINATION OF REAR LICENSE PLATE	0	2		0	2
TEMP PERMIT (OPERATING SOLO)	1	14		2	13
TEMPORARY INSTRUCTION PERMIT	0	1		1	9
TEXTING WHILE DRIVING	2	2		0	0
TIME FOR LIGHTED LIGHTS ON MOTOR VEHICLES	0	3		1	10
TRAFFIC CHARGES - HEADLIGHTS 4513.14A	1	5		1	7
TRAFFIC CHARGES - NO OPS 4510.12A1	0	1		0	2
TRAFFIC CHARGES - RIGHT OF WAY	0	6		2	5
TRAFFIC CHARGES- UNSAFE VEHICLE 4513.02A	0	0		0	1
TRAFFIC CHARGES-LICENSE PLATE 4513.05A	0	0		0	2
TRAFFIC CONTROL DEVICE	0	6		1	8

# TRAFFIC ENFORCEMENT SUMMARY

NUMBER OF CITATIONS ISSUED	OCT-DEC 2020	2020 YTD		OCT-DEC 2019	2019 YTD
<b>TOTAL</b>	<b>408</b>	<b>2,155</b>		<b>580</b>	<b>2,555</b>

BREAKDOWN OF CHARGES	OCT-DEC 2020	2020 YTD		OCT-DEC 2019	2019 YTD
TRAFFIC CONTROL SIGNAL TERMS AND LIGHTS	10	25		4	5
TRAFFIC DIRECTION IN EMERGENCIES; OBEDIENCE SCHOOL GUARD	0	0		1	1
TRAFFIC SIGNAL RIGHT TURN ON RED	0	3		3	10
TRANSFER OF OWNERSHIP AND REGISTRATION	0	1		0	1
TURN AND STOP SIGNAL	0	1		1	4
TURN SIGNAL REQUIRED	2	8		3	22
TWO LIGHTS DISPLAYED	1	6		0	9
TWO OR MORE STOP LIGHTS REQUIRED	0	3		0	4
UNSAFE BACKING	1	4		0	7
UNSAFE LANE CHANGE	1	10		15	23
UNSAFE VEHICLE	0	1		2	3
USE ILLEGAL PLATES; TRANSFER OF REGISTRATION	2	5		2	3
U-TURN PROHIBITED	0	0		0	5
VEHICLES TRAVELING IN OPPOSITE DIRECTIONS	0	0		0	1
VIOL. PROBATIONARY LICENSE	0	0		0	6
WEARING EARPLUGS OR EARPHONES PROHIBITED	0	0		1	1
WEAVING	0	0		0	1
WRONGFUL ENTRUSTMENT	0	2		0	1
YIELD SIGNS	5	18		14	60
YIELDING TO PUBLIC SAFETY VEHICLE	0	1		0	1
MISCELLANEOUS CITATION	0	1		3	4
<b>TOTAL</b>	<b>514</b>	<b>2,631</b>		<b>715</b>	<b>3,218</b>

## PARKING CITATION CHARGES

BREAKDOWN OF CHARGES	OCT-DEC 2020	2020 YTD		OCT-DEC 2019	2019 YTD
HANDICAP PARKING	0	15		7	15
LEAVING VEHICLES ON PRIVATE PROPERTY-FIRE LANES	0	1		1	2
MANNER OF PARALLEL PARKING; HANDICAPPED PARKING	0	1		0	0
MAX CONTINUOUS STREET PARKING - SAME LOCATON	0	2		0	1
OPEN VEHICLE DOOR ON TRAFFIC SIDE	0	0		0	1
PARKING FIRE LANE	0	0		6	47
PROHIBITED PARKING ON STREETS & HIGHWAYS	0	0		0	3
PROHIBITED STANDING OR PARKING PLACES	0	15		2	43
SELL, WASH OR REPAIR VEHICLE ON ROADWAY	0	0		1	1
<b>TOTAL</b>	<b>0</b>	<b>34</b>		<b>17</b>	<b>113</b>

<b>TOTAL CITATIONS</b>	<b>514</b>	<b>2,665</b>		<b>732</b>	<b>3,331</b>
------------------------	------------	--------------	--	------------	--------------

# ADULT ARREST SUMMARY

ACTUAL NUMBER OF ADULTS ARRESTED	OCT-DEC 2020	2020 YTD		OCT-DEC 2019	2019 YTD
<b>TOTAL</b>	<b>108</b>	<b>535</b>		<b>155</b>	<b>818</b>

BREAKDOWN OF CHARGES	OCT-DEC 2020	2020 YTD		OCT-DEC 2019	2019 YTD
ABDUCTION	1	1		1	1
ABUSING HARMFUL INTOXICANTS	0	1		0	0
AGGRAVATED MENACING	2	4		3	12
ALCOHOL-UNDERAGE POSSESSION	0	5		0	0
ANIMALS OR FOWL RUNNING AT LARGE	0	1		0	2
ARSON	0	0		0	1
ASSAULT	11	31		8	32
BARKING OR HOWLING DOGS	0	0		0	1
BREAKING AND ENTERING	2	2		0	1
BURGLARY	0	0		0	2
CARRYING CONCEALED WEAPONS	0	2		0	0
CHILD SUPPORT (SUS)	0	0		0	1
COMPLICITY	0	2		0	2
CORRUPTING ANOTHER W/ DRUGS	1	1		0	0
COUNTERFEIT CURRENCY	0	1		0	0
CRIMINAL CHILD ENTICEMENT	0	1		0	0
CRIMINAL DAMAGING/ENDANGERING	0	1		0	7
CRIMINAL MISCHIEF	0	1		0	1
CRIMINAL TRESPASS	0	7		2	7
COMPLICITY	1	0		0	0
CORRUPTING ANOTHER W/ DRUGS	1	0		0	0
CRIMINAL TRESPASS	1	0		0	0
DECEPTION TO OBTAIN A DANGEROUS DRUG	0	0		0	2
DISORDERLY CONDUCT	4	10		1	16
DISORDERLY CONDUCT - INTOXICATED CREATE RISK OF HARM	0	0		0	1
DISRUPTING PUBLIC SERVICE	1	1		0	0
DISSEMINATE MATTER HARMFUL TO JUVENILES-SELL DELIVER FURNISH	0	2		0	0
DOMESTIC VIOLENCE	0	1		0	0
DOMESTIC VIOLENCE - SIMPLE ASSAULT	13	37		11	37
DOMESTIC VIOLENCE - MENACING OR INTIMIDATION	1	4		2	8
DRIVING UNDER OVI SUSPENSION	1	2		0	3
DRIVING UNDER SUSPENSION	1	1		2	9
DRIVING UNDER SUSPENSION OR VIOLATION OF LICENSE RESTRICTION	0	0		0	4
DRIVING WHILE UNDER THE INFLUENCE OF ALCOHOL/ DRUGS	23	122		35	207
DRIVING WITHIN MARKED LANES	1	1		0	1
DRUG ABUSE - ANABOLIC STEROID	0	0		0	1
DRUG ABUSE - MARIJUANA	2	22		4	56
DRUG ABUSE - SCHEDULE I OR II SUBSTANCE	1	6		1	11
DRUG ABUSE - SCHEDULE III, IV, V SUBSTANCE	0	2		1	1
DRUG PARAPHERNALIA	3	29		9	50
DUS NON COMPLIANCE SUSPENSION	2	2		0	2
ENDANGERING CHILDREN	0	1		0	2
EXP REGISTRATION	0	0		0	1
FAIL TO CONTROL	1	6		1	8
FAILURE TO APPEAR	0	0		1	3
FAILURE TO APPEAR; ISSUANCE OF WARRANT	0	3		1	5
FAILURE TO COMPLY WITH ORDER OR SIGNAL OF P.O.	0	0		1	2
FAILURE TO COMPLY WITH ORDER OR SIGNAL OF P.O. - ELUDE OR F	0	0		1	2
FAILURE TO COMPLY WITH A LAWFUL ORDER	0	3		0	0
FAILURE TO CONTROL	0	0		0	2
FAILURE TO REPORT	0	1		0	0
FALSE IDENTIFYING INFORMATION	0	0		0	1
FALSIFICATION	0	4		1	9
FELONIOUS ASSAULT	1	2		1	2
FLASHING RED LIGHT	0	0		0	1
FORGERY	0	2		0	3
FORGERY - UTTER, POSSESS W/ PURPOSE TO UTTER	0	0		1	1
HARASSMENT BY INMATE	0	1		0	0
HAVING PHYSICAL CONTROL OF VEHICLE WHILE UNDER THE INFLUENCE	1	4		4	8
HAVING WEAPONS WHILE UNDER DISABILITY	0	2		0	1
HIT/SKIP - CODE 2/4	0	0		0	1
HIT/SKIP - CODE 2P/4P	0	0		0	1

# ADULT ARREST SUMMARY

ACTUAL NUMBER OF ADULTS ARRESTED	OCT-DEC 2020	2020 YTD		OCT-DEC 2019	2019 YTD
<b>TOTAL</b>	<b>108</b>	<b>535</b>		<b>155</b>	<b>818</b>

BREAKDOWN OF CHARGES	OCT-DEC 2020	2020 YTD		OCT-DEC 2019	2019 YTD
IDENTITY FRAUD	1	2		0	0
ILLEGAL MANUFACTURE OF DRUGS OR CULTIVATION OF MARIJUANA	0	1		0	0
ILLEGAL USE OF FOOD STAMPS OR WIC PROGRAM BENEFITS	0	0		0	1
IMPROPERLY HANDLING FIREARMS IN A MOTOR VEHICLE	2	4		2	4
LANE CHANGE - UNSAFE	0	1		0	1
LEAVING THE SCENE OF AN ACCIDENT	0	1		0	3
LICENSE OR REGISTRATION REQUIRED	0	1		0	1
LITTERING	0	1		0	0
MAKING FALSE ALARMS	0	2		0	1
MARIJUANA DRUG PARAPHERNALIA	1	12		2	28
MARKED LANES	1	3		0	13
MENACING	0	2		1	4
MENACING BY STALKING	0	1		0	1
MISCONDUCT AT AN EMERGENCY	0	0		0	1
MISUSE OF CREDIT CARD	0	1		1	1
MOTOR VEHICLE THEFT	0	2		0	0
MURDER	0	0		0	1
NO OPS	0	1		0	6
OBSTRUCTING JUSTICE	0	1		0	1
OBSTRUCTING OFFICIAL BUSINESS	0	6		2	10
OFFENSES INVOLVING UNDERAGE PERSONS	0	14		3	16
OPEN CONTAINER LIQUOR	0	1		1	8
OVI	3	9		0	6
OVI BREATH	0	1		0	1
OVI PHYSICAL CONTROL	0	0		0	1
OVI PRIOR CONVICTION W/IN 20 YEARS, REFUSAL	0	0		0	1
PARKS HOURS OF OPERATIONS	0	0		0	1
PASSING BAD CHECKS	0	0		0	1
PERSONS UNDER 21 NOT TO PURCHASE BEER OR LIQUOR	0	0		0	1
PHYSICAL CONTROL	0	0		0	3
POSSESSING DRUG ABUSE INSTRUMENTS	7	17		5	27
POSSESSION OF DRUGS	3	24		3	19
POSSESSION OF FENTANYL	0	1		0	0
POSSESSION OF MARIJUANA	0	2		0	0
PROHIBITED ACTS	0	1		0	0
PROSTITUTION	0	0		0	3
PUBLIC INDECENCY	1	4		0	1
PUBLIC INDECENCY - APPEAR TO BE SEX ACT	0	1		0	0
RECEIVING STOLEN PROPERTY	2	6		2	10
RECKLESS OPERATION	0	1		0	3
RESISTING ARREST	0	2		1	4
ROBBERY	0	0		0	1
SALES TO & USE BY UNDERAGE PERSONS; SECURING PUBLIC ACCOMA.	0	1		0	2
SEXUAL IMPOSITION	0	0		1	1
SIGNAL LIGHTS	0	0		0	1
SOLICITING	4	5		6	16
SOLICITING - W/O PERMIT	0	0		0	1
SPEED	0	5		0	5
SPEED - SCHOOL ZONE	0	0		0	1
TELECOMMUNICATIONS HARASSMENT	0	3		0	9
THEFT - ALL OTHER LARCENY	1	10		3	17
THEFT - FROM BUILDING	0	0		0	2
THEFT - PETTY (<\$1000)	0	4		0	1
THEFT - SHOPLIFTING	1	3		0	5
TRAFFICKING IN DRUGS	1	4		1	4
TURN SIGNAL REQUIRED	0	0		0	3
UNAUTHORIZED USE OF MOTOR VEHICLE	0	1		0	1
UNDERAGE POSSESSION - PURCHASE - CONSUMPTION	0	0		0	1
UNSAFE VEHICLE	0	0		1	1
USING WEAPONS WHILE INTOXICATED	0	0		0	1
VANDALISM	0	1		0	0
VIOLATE PROTECTION ORDER OR CONSENT AGREEMENT	0	6		3	6

# ADULT ARREST SUMMARY

ACTUAL NUMBER OF ADULTS ARRESTED	OCT-DEC 2020	2020 YTD		OCT-DEC 2019	2019 YTD
<b>TOTAL</b>	<b>108</b>	<b>535</b>		<b>155</b>	<b>818</b>

BREAKDOWN OF CHARGES	OCT-DEC 2020	2020 YTD		OCT-DEC 2019	2019 YTD
WARRANT ARREST	0	1		0	0
WARRANT ARREST FOREIGN AGENCY	26	125		29	154
WARRANT ARREST FTA/FTC	14	62		32	125
<b>TOTAL CHARGES</b>	<b>144</b>	<b>689</b>		<b>191</b>	<b>1,073</b>



# **JUVENILE ARREST SUMMARY**

<b>ACTUAL NUMBER OF JUVENILES ARRESTED</b>	<b>OCT-DEC 2020</b>	<b>2020 YTD</b>		<b>OCT-DEC 2019</b>	<b>2019 YTD</b>
<b>TOTAL</b>	<b>8</b>	<b>67</b>		<b>28</b>	<b>104</b>

<b>BREAKDOWN OF CHARGES</b>	<b>OCT-DEC 2020</b>	<b>2020 YTD</b>		<b>OCT-DEC 2019</b>	<b>2019 YTD</b>
ALCOHOL-UNDERAGE POSSESSION	0	2		0	0
ARSON	2	2		0	0
ASSAULT	0	8		4	8
CRIMINAL DAMAGING/ENDANGERING	0	2		0	0
CRIMINAL MISCHIEF	0	1		2	4
CRIMINAL TRESPASS	0	7		0	13
CURFEW	1	5		0	3
CURFEW (13-17)	0	6		3	28
DISORDERLY CONDUCT	0	1		3	5
DISPLAYING MATTER HARMFUL TO JUVENILES	0	0		0	1
DISSEMINATE MATTER HARMFUL TO JUVENILES-SELL DELIVER FURNISH	0	5		4	5
DOMESTIC VIOLENCE - SIMPLE ASSAULT	0	4		1	3
DOMESTIC VIOLENCE - MENACING OR INTIMIDATION	0	1		0	0
DRIVING WHILE UNDER THE INFLUENCE OF ALCOHOL/ DRUGS	1	1		0	1
DRUG ABUSE - MARIJUANA	1	5		0	2
DRUG PARAPHERNALIA	0	2		0	1
FAIL TO CONTROL	1	1		0	0
ILLEGAL POSSESSION OF INTOXICATING BEER OR LIQUOR	0	0		0	1
INDUCING PANIC	1	1		0	0
JUVENILE CIGARETTE OR OTHER TABACCO PRODUCTS VIOLATIONS	0	1		0	0
LEAVING THE SCENE OF AN ACCIDENT	1	1		0	0
MAKING FALSE ALARMS	0	3		0	1
MARIJUANA DRUG PARAPHERNALIA	1	4		2	2
MENACING	0	1		0	1
OBSTRUCTING OFFICIAL BUSINESS	0	0		0	2
OFFENSES INVOLVING UNDERAGE PERSONS	0	4		3	14
PANDERING OBSCENITY INVOLVING MINOR	0	0		1	1
PARKS HOURS OF OPERATIONS	0	2		3	9
POSSESSION OF DRUGS	0	3		1	3
POSSESSION OF MARIJUANA	0	0		5	5
PROHIBITED ACTS	0	0		0	1
RECEIVING STOLEN PROPERTY	0	1		0	0
RULES FOR TURNS AT INTERSECTIONS	0	0		1	1
SALES TO & USE BY UNDERAGE PERSONS; SECURING PUBLIC ACCOMA.	1	2		0	0
SEXUAL IMPOSITION	0	0		0	4
TELECOMMUNICATIONS HARASSMENT	0	1		0	1
THEFT - ALL OTHER LARCENY	2	2		1	3
THEFT - SHOPLIFTING	0	2		1	1
TOBACCO	0	1		0	0
UNAUTHORIZED USE OF MOTOR VEHICLE	0	4		0	1
VEHICULAR ASSAULT	0	1		0	1
<b>TOTAL</b>	<b>12</b>	<b>87</b>		<b>35</b>	<b>126</b>

***ACCIDENTS***

<b>TYPE OF ACCIDENT</b>	<b>OCT-DEC 2020</b>	<b>2020 YTD</b>		<b>OCT-DEC 2019</b>	<b>2019 YTD</b>
FATAL	1	3		0	0
PROPERTY DAMAGE	81	330		151	529
HIT SKIP	14	77		22	88
INJURY ACCIDENT	51	166		69	260
INJURY HIT SKIP	2	5		6	19
<b>TOTALS</b>	<b>149</b>	<b>581</b>		<b>248</b>	<b>896</b>

## ACCIDENT ANALYSIS

### October - December 2020

October 1, 2020 through December 31, 2020 there were 149 reported traffic accidents, resulting in an average 1.62 accidents/day. Compared to 2019, accidents decreased 39.9% (2020 = 149; 2019 = 248).

Personal injury accidents (54) accounted for 36.2% of the total. Property damage accidents accounted for the majority of our activity with 95 reports being filed (63.8%).

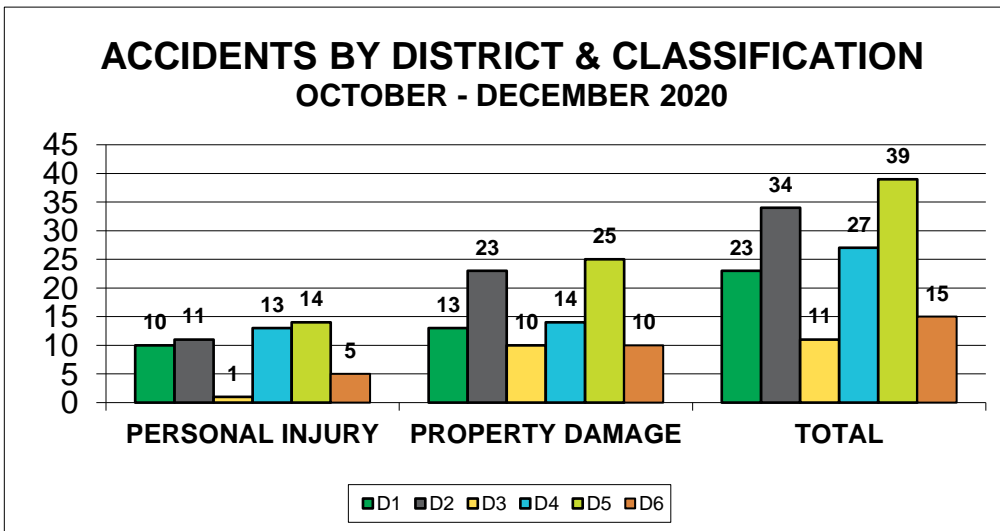
District 5 experienced the majority of accidents (39 or 26.2%) followed by District 2 with 34 accidents (22.8%). There were 23 collisions in District 1 (15.4%); 11 collisions in District 3 (7.4%); 27 collisions in District 4 (18.1%); and 15 collisions in District 6 (10.1%). The busiest day of the week for accident activity for the reporting period was Tuesday with 37 accidents (24.8%) reported. The second busiest day was Friday with 29 accidents (19.5%) reported. Accident activity for the remaining days of the week were as follows: Sunday = 7 (4.7%); Monday = 23 (15.4%); Wednesday = 20 (13.4%); Thursday = 17 (11.4%); and Saturday = 16 (10.7%).

The most frequent contributing factor was Following Too Closely, which accounted for 31 or 20.8% of the accidents. The next most recurrent contributing factor was tied between Failure To Yield accounting for 28 or 18.9% of the accidents for the reporting period. The busiest time of day for accident activity was between 5PM-6PM with 30 (12.1%) of the accidents.

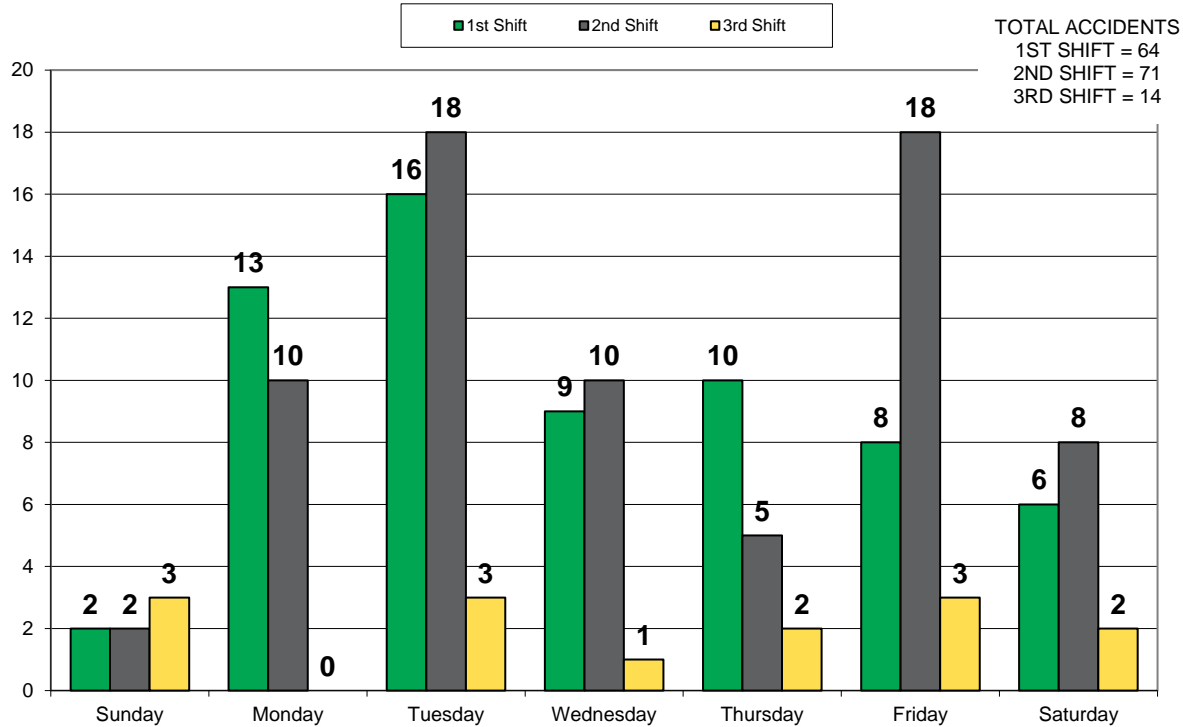
Ten (10) crashes were identified as having been alcohol related (6.7%). The drivers in these accidents were charged with Driving Under the Influence of Alcohol or Drugs. One hundred twenty-one (121) citations were issued to at fault drivers as a result of their accidents (81.2%).

### ACCIDENTS BY DISTRICT & CLASSIFICATION

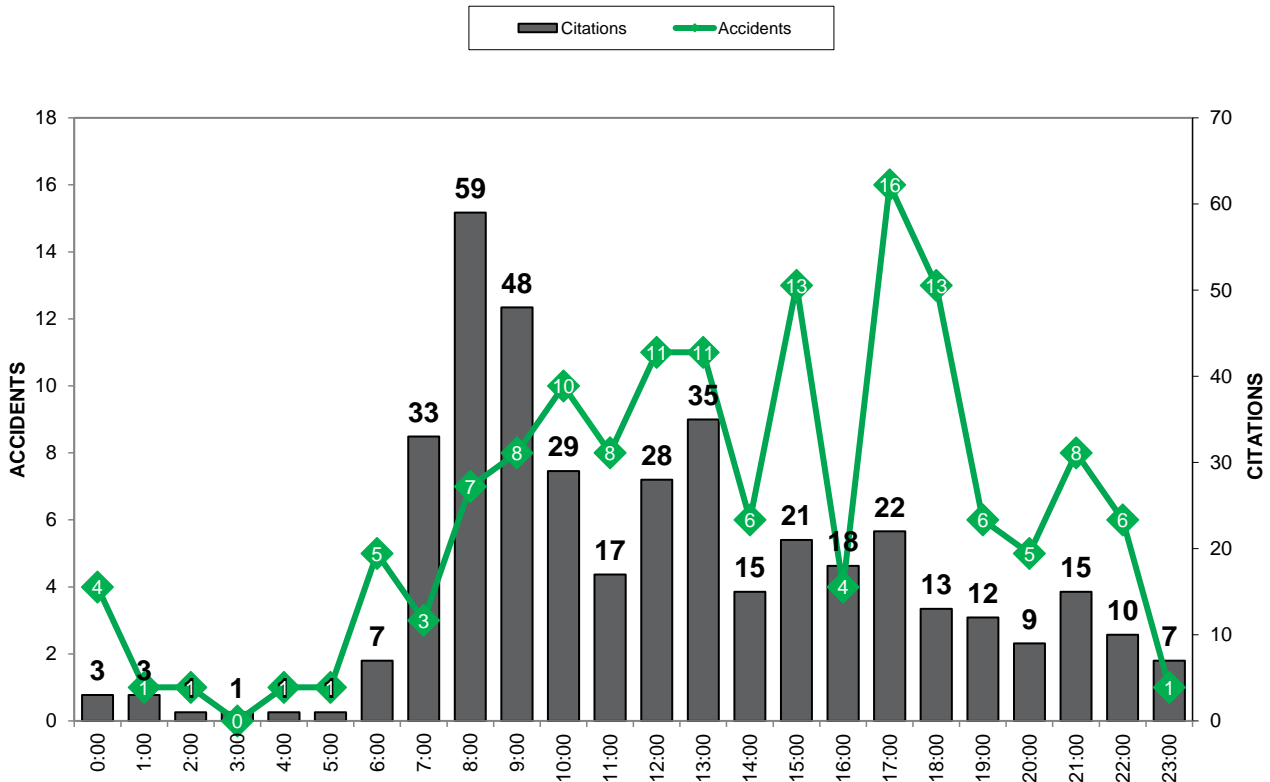
DISTRICT	PERSONAL INJURY	PROPERTY DAMAGE	TOTAL
D1	10	13	23
D2	11	23	34
D3	1	10	11
D4	13	14	27
D5	14	25	39
D6	5	10	15
TOTAL	54	95	149



## ACCIDENTS BY DAY OF WEEK & SHIFT OCTOBER - DECEMBER 31, 2020



## ACCIDENTS & CITATIONS BY HOUR OCTOBER - DECEMBER 31, 2020



## ACCIDENT ANALYSIS

### January - December 2020

January 1, 2020 through December 31, 2020 there were 581 reported traffic accidents, resulting in an average 1.59 accidents/day. Compared to 2019, accidents decreased 35.2% (2020 = 581; 2019 = 896).

Personal injury accidents (174) accounted for 29.9% of the total. Property damage accidents accounted for the majority of our activity with 617 reports being filed (70.1%).

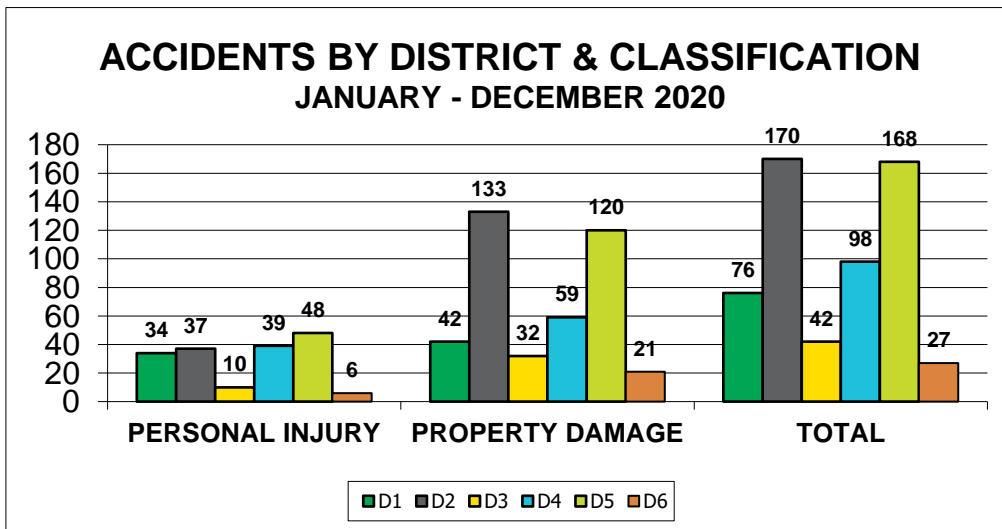
District 2 experienced the majority of accidents (170 or 29.3%) followed by District 5 with 168 accidents (28.9%). There were 76 collisions in District 1 (13.1%), 42 collisions in District 3 (7.2%), 98 collisions in District 4 (16.9%), and 27 collisions in District 6 (4.6%). The busiest day of the week for accident activity for the reporting period was Tuesday with 168 accidents (18.8%) reported. The next busiest day was Friday with 114 accidents (12.7%) reported. Accident activity for the remaining days of the week were as follows: Sunday = 45 (5.0%); Monday = 78 (8.7%); Tuesday = 105 (11.7%); Wednesday = 91 (10.2%); Thursday = 81 (9.0%); and Saturday = 67 (7.5%).

The most frequent contributing factor was Following Too Closely, which accounted for 131 or 22.5% of the accidents. The next most recurrent contributing factor was Failure To Yield (94 or 16.2%). The busiest time of day for accident activity was between 5PM-6PM with 47 (8.1%) accidents.

Thirty-six (36) crashes were identified as having been alcohol related (6.2%). The drivers in these accidents were charged with Driving Under the Influence of Alcohol or Drugs. Four hundred sixty-one (461) citations were issued to at fault drivers as a result of their accidents (79.3%).

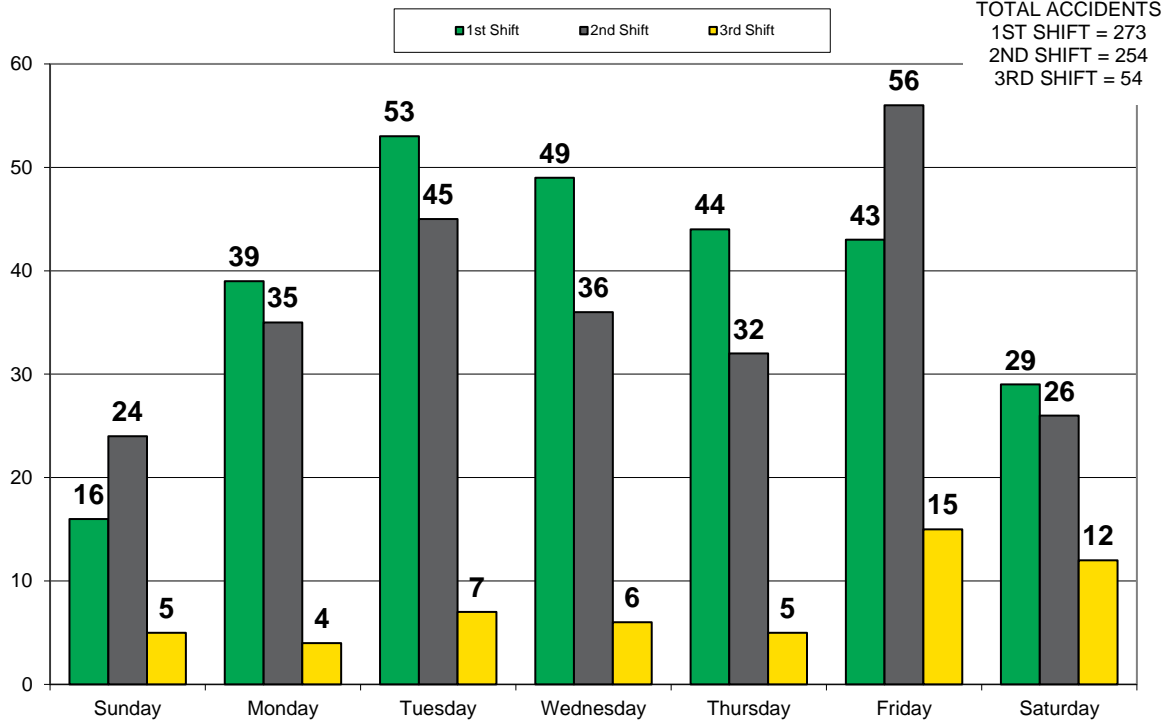
#### ACCIDENTS BY DISTRICT & CLASSIFICATION

DISTRICT	PERSONAL INJURY	PROPERTY DAMAGE	TOTAL
D1	34	42	76
D2	37	133	170
D3	10	32	42
D4	39	59	98
D5	48	120	168
D6	6	21	27
TOTAL	174	407	581





## ACCIDENTS BY DAY OF WEEK & SHIFT JANUARY 1 - DECEMBER 30, 2020



## ACCIDENTS & CITATIONS BY HOUR JANUARY 1 - DECEMBER 30, 2020

