



# Dublin Police Department

## Quarterly Report

April – June 2022





## Focus & Results

### Goal #1: Enhance our readiness and demonstrate our ability to effectively respond to and successfully resolve critical incidents and/or major crimes

- > Clearance rate of violent crimes decreased from 2021 by 65.1%
- > 25.2% decrease in reported crimes YTD from 2021

### Goal #2: Reduce theft offenses throughout the city

- > 15.0% increase in theft offenses from 2021 YTD
- > 28.4% increase in thefts from vehicles from 2021 YTD
- > 10.5% increase in burglaries and B&Es from 2021 YTD

### Goal #3: Improve overall traffic safety in the city

- > 3.7% increase in traffic crashes from 2021 YTD
- > 40.0% increase in serious injury traffic crashes from 2021 YTD
- > 45.5% decrease in OVI related traffic crashes from 2021 YTD

### Goal #4: Enhance and demonstrate our ability to effectively address issues of significant community concern

The department continues to target areas that have seen an increase in theft from vehicle activity, complaints related to parking garages in the Historic Dublin and Bridge Park areas, and continue enforcement efforts throughout the city with traffic and/or speeding concerns.

## Personnel Highlights & Staffing

During the second quarter of 2022, the Dublin Police Department conducted the following promotional and ancillary selection processes:

#### Promotional Process:

1 Corporal Promotional Process

#### Resignations/Retirements:

1 Patrol Officer resigned from the department.

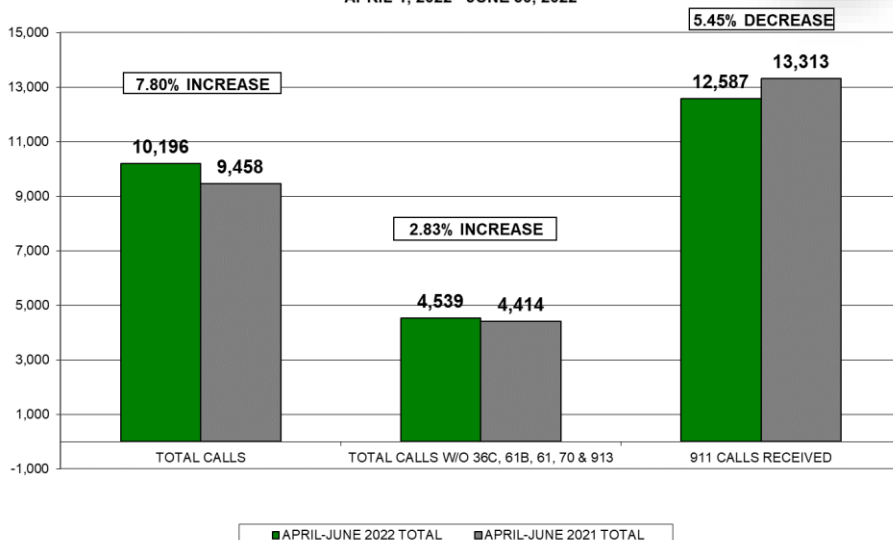
The department saw the retirement of 1 police officer whom we thank for their service and commitment to the City of Dublin. Additionally, 1 Communications Supervisor transitioned back to the position of Communications Technician.

#### Staffing Levels:

	Authorized/Actual
Chief of Police	1/1
Deputy Chief	2/2
Civilian Bureau Commander	1/1
Police Sergeant	6/6
Police Corporal	9/9
Police Officer	56/54*
Law Enforcement Planner	1/1
Public Safety Intelligence Analyst	1/0*
Accreditation Manager	1/1
Administrative Support III	1/1
Records Supervisor	1/1
Records Technician II	3/3
Records Technician I	1/1
Police Property Technician	1/1
Operations Manager	1/1
Communications Manager	3/3
Communications Supervisor	6/4*
Communications Technician	29/28*
Totals	124/118*

## CALLS FOR SERVICE

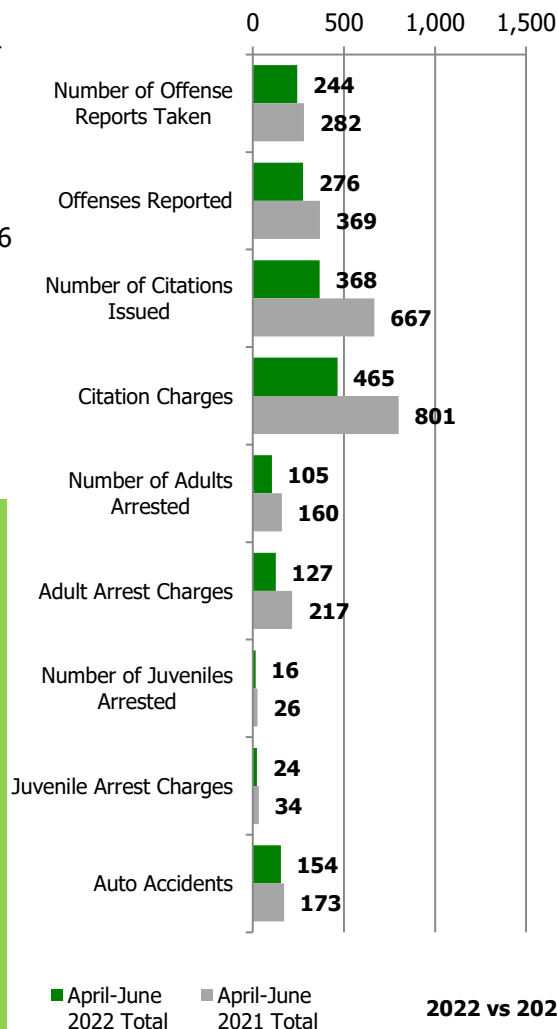
APRIL 1, 2022 - JUNE 30, 2022



April 1, 2022 through June 30, 2022 the Dublin Police Department received 10,196 total calls for service – 4,539 calls were citizen initiated. The average response time was 6 minutes with an average time of 46 minutes to handle the call.

## Other Reported Activity

Number of Offense Reports = 244  
 Total Offenses Reported = 276  
 Number of Citations Issued = 368  
 Total Citations = 465  
 Number of Adults Arrested = 105  
 Adult Arrest Charges = 127  
 Number of Juveniles Arrested = 16  
 Juvenile Arrest Charges = 24  
 Total Accidents Reported = 154



2022 vs 2021

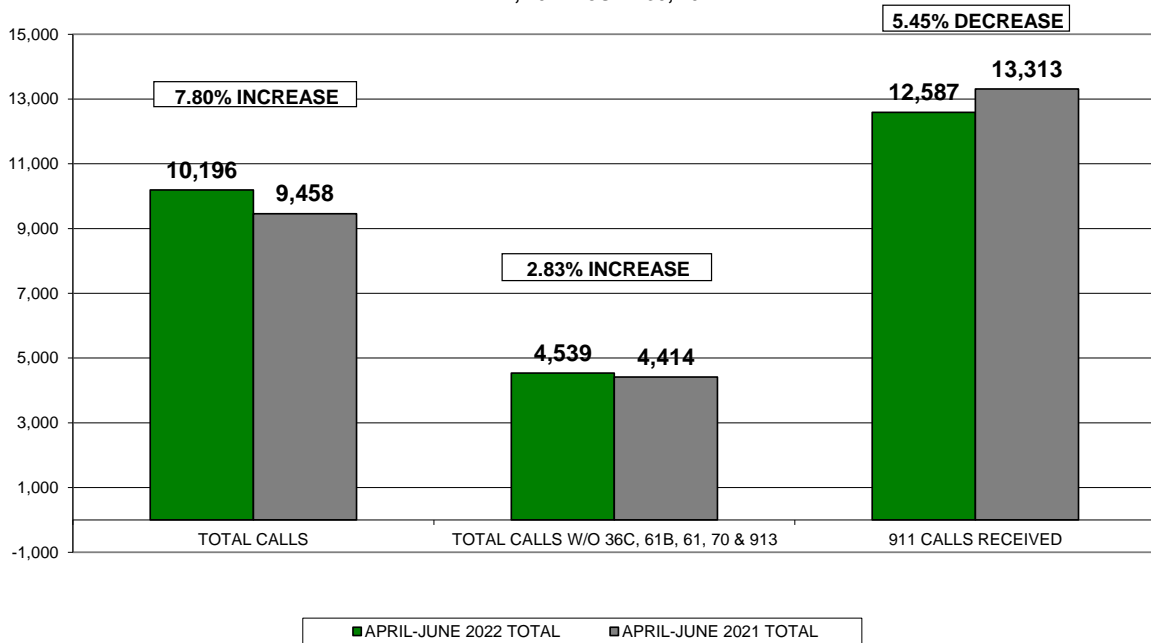
**CALLS FOR SERVICE SUMMARY**  
**APRIL - JUNE, 2022**

CODE# & DESCRIPTION	DISTRICTS						DISTRICT 0	APRIL-JUNE 2022 TOTAL	2022 YTD	VS.	APRIL-JUNE 2021 TOTAL	2021 YTD
	001	002	003	004	005	006	MUTUAL AID OUTSIDE CITY					
10-ASSIST OTHER AGENCY	4	5	6	11	13	1	74	114	210		114	203
100-BOMB THREAT	0	0	0	0	0	0	0	0	1		1	2
100D-BOMB DEVICE	0	0	0	0	0	0	0	0	0		1	1
102-NARCOTICS	5	3	3	5	3	2	0	21	34		29	44
12-BURGLARY	1	2	0	2	2	1	1	9	23		8	16
12AL BURGLAR ALARM	104	102	89	133	81	47	2	558	1,003		436	811
12B-OPEN DOOR OR WINDOW	4	1	3	11	2	1	0	22	36		14	38
13-MISCELLANEOUS CALL	30	50	34	184	50	28	61	437	764		414	709
13B-BANK ESCORT	0	1	0	0	0	0	0	1	1		0	0
13C-COMMUNITY SERVICE EVENT	0	0	0	1	1	1	0	3	5		0	0
13T-PRISONER TRANSPORT	0	0	0	6	0	0	1	7	16		7	10
14-FRAUD BAD CHECK	16	12	31	18	20	2	0	99	197		139	677
15-WARRANT SERVICE	0	4	0	29	2	0	9	44	83		49	84
16-DECEASED PERSON	2	1	1	4	3	0	0	11	21		10	21
16A-DECEASED ANIMAL	2	8	10	3	2	0	0	25	32		5	12
18-ANIMAL BITE	0	3	1	0	1	0	0	5	7		6	10
18A-ANIMAL COMPLAINT	9	22	26	26	15	2	0	100	157		95	152
18B-BARKING DOG	1	0	3	2	1	1	0	8	11		2	7
2-ACCIDENT NON INJURY	21	80	17	41	74	23	1	257	471		226	375
20-DOMESTIC	5	3	2	7	3	0	0	20	50		36	72
22-DROWNING	0	0	0	0	0	0	0	0	0		0	1
24-INTOXICATED PERSON	5	7	7	4	1	8	0	32	46		27	42
24A -OMVI	3	12	5	12	9	5	5	51	89		82	128
26-FIGHT	0	1	0	0	0	1	0	2	5		5	8
28-FIRE RUN	3	7	3	6	9	1	0	29	45		16	36
29-EMS RUN	14	8	15	22	15	9	0	83	146		64	130
2A-HIT SKIP NON INJURY	4	17	3	8	11	10	0	53	102		52	92
2P-ACCIDENT PRIVATE PROPERTY	5	16	4	16	7	9	0	57	108		46	75
30-VICE COMPLAINT	0	0	0	0	0	0	0	0	0		3	7
34-JUVENILE COMPLAINT	15	16	2	31	13	31	1	109	171		61	138
36-THEFT	34	34	7	33	21	8	0	137	283		119	250
36B-FOUND PROPERTY	7	9	11	37	5	7	1	77	127		55	92
36C-COURTESY CARD	15	74	16	104	74	48	0	331	349		48	122
38-MISSING PERSON	1	2	3	6	2	1	0	15	25		20	26
38A-MISSING PERSON RETURNED	0	1	2	0	0	0	0	3	5		2	4
4-ACCIDENT INJURIES	7	8	2	11	14	3	0	45	74		58	77
40-PERSON WITH A GUN	0	1	0	0	2	0	0	3	9		5	7
40A-PERSON WITH A KNIFE	0	0	0	0	0	0	0	0	1		2	2
42-UNKNOWN CIRCUMSTANCES	2	2	0	3	0	8	0	15	38		18	35
42-UNKNOWN EMERGENCY	4	0	0	0	1	1	0	6	9		7	8
42A-911 HANG UP CALL	12	5	3	6	9	4	0	39	114		62	120
44-OFFICER IN TROUBLE	0	0	0	0	0	0	0	0	0		3	3
46-PROWLER	0	0	0	0	0	0	0	0	1		1	1
48-RAPE	0	0	0	0	0	0	0	0	3		3	4
48B-SEX OFFENSE	1	0	0	5	1	1	0	8	12		9	19
4A-HIT SKIP INJURY	0	1	1	2	1	0	0	5	6		0	1
4F-ACCIDENT FATAL	0	0	0	0	1	0	0	1	1		0	0
4P-ACCIDENT PRIV PROP INJURY	0	1	0	1	0	0	0	2	4		4	5
50-ROBBERY	0	1	1	0	0	0	0	2	5		5	7
50ALB-ROBBERY ALARM BUSINESS	7	7	0	13	2	2	0	31	51		22	30
50ALR-ROBBERY ALARM RESIDENCE	2	1	10	6	2	0	0	21	36		31	52
52-SHOOTING	0	0	0	0	0	0	0	0	2		1	1
52A-SHOTS FIRED	2	3	6	4	3	1	0	19	21		9	14
56-STOLEN VEHICLE	1	3	0	3	1	2	0	10	32		11	20
56B-RECOVERED STOLEN VEHICLE	0	0	0	6	0	0	1	7	22		5	13
58A-SUICIDE ATTEMPT	3	6	8	8	4	2	0	31	48		31	49
60-SUSPICIOUS PERSON	54	69	39	63	55	54	2	336	542		392	682
60A-SUSPICIOUS VEHICLE	15	22	9	18	14	9	1	88	153		121	233
61-HOUSE CHECK	4	10	28	28	21	0	0	91	218		337	761
61A-EXTRA PATROL	13	12	10	21	14	6	0	76	140		103	218
61B-TARGET PATROL	261	483	91	243	213	361	10	1,662	2,875		1,352	2,846
62-TRAFFIC DETAIL	0	4	3	0	4	0	0	11	17		12	14
64-VANDALISM	8	10	12	10	8	5	1	54	107		57	79
70-TRAFFIC VIOLATOR	329	287	126	214	295	147	97	1,495	2,234		1,418	2,976
72-SPEEDER OR RECKLESS DRIVER	19	79	32	33	94	36	38	331	495		277	466
74-DISABLED OR MOTORIST ASSIST	18	20	6	23	65	5	8	145	285		137	297
76-VEHICLE BLOCKING	15	22	22	32	18	12	2	123	243		107	204
76A-PARKING VIOLATOR	9	14	34	33	10	9	0	109	167		107	153
78-VEHICLE LOCKOUT	18	15	6	37	10	10	0	96	166		112	188

**CALLS FOR SERVICE SUMMARY**  
**APRIL - JUNE, 2022**

CODE# & DESCRIPTION	DISTRICTS						DISTRICT 0 MUTUAL AID OUTSIDE CITY	APRIL-JUNE 2022 TOTAL	2022 YTD	VS.	APRIL-JUNE 2021 TOTAL	2021 YTD
	001	002	003	004	005	006						
8-ASSAULT	1	2	1	5	3	2	0	14	29		18	28
80-ROADWAY OBSTRUCTION	9	16	11	5	38	7	3	89	171		89	136
8A-MENACING THREATS	1	1	4	5	2	1	0	14	35		13	25
8B-TELEPHONE HARASSMENT	2	2	10	2	5	0	1	22	38		23	38
90-DISTURBANCE 2 UNITS	35	51	19	45	30	19	4	203	365		211	386
90A-DISTURBANCE 1 UNIT	14	19	30	37	18	22	0	140	277		158	255
913-FOOT PATROL	401	372	84	525	328	220	148	2,078	3,895		1,889	4,415
96-MENTAL	14	5	2	26	4	3	0	54	119		46	77
<b>TOTAL CALLS</b>	1,591	2,055	914	2,235	1,730	1,199	472	10,196	17,683		9,458	19,340
<b>TOTAL CALLS W/O 36C, 61B, 61, 70 &amp; 913</b>	581	829	569	1,121	799	423	217	4,539	8,112		4,414	8,220
<b>911 CALLS RECEIVED</b>								12,587	24,120		13,313	24,358

**CALLS FOR SERVICE**  
**APRIL 1, 2022 - JUNE 30, 2022**



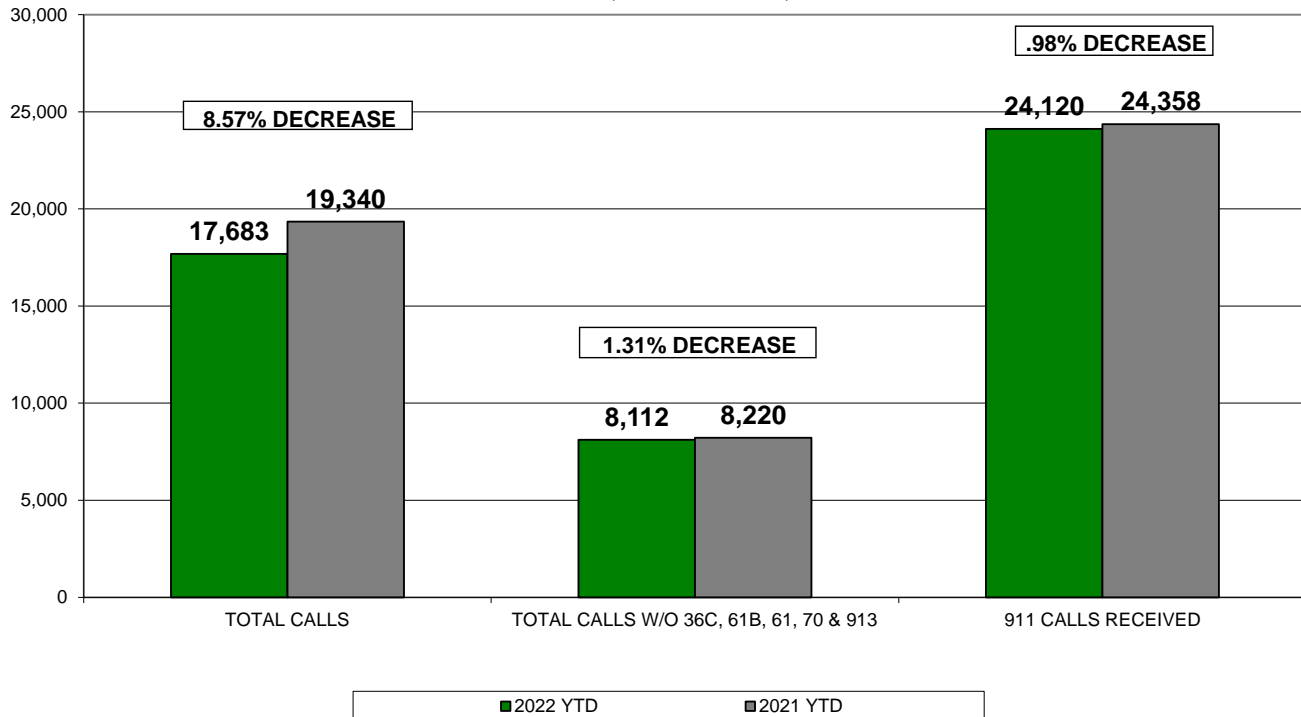
**CALLS FOR SERVICE SUMMARY**  
**JANUARY - JUNE, 2022**

CODE# & DESCRIPTION	DISTRICTS						DISTRICT 0	2022 YTD	VS.	2021 YTD
	001	002	003	004	005	006	MUTUAL AID OUTSIDE CITY			
10-ASSIST OTHER AGENCY	6	11	10	27	28	3	125	210		203
100-BOMB THREAT	0	0	0	1	0	0	0	1		2
100D-BOMB DEVICE	0	0	0	0	0	0	0	0		1
102-NARCOTICS	9	5	5	8	5	2	0	34		44
12-BURGLARY	1	9	2	3	6	1	1	23		16
12AL BURGLAR ALARM	188	177	180	212	145	99	2	1,003		811
12B-OPEN DOOR OR WINDOW	5	6	4	14	5	1	1	36		38
13-MISCELLANEOUS CALL	67	84	60	326	94	45	88	764		709
13B-BANK ESCORT	0	1	0	0	0	0	0	1		0
13C-COMMUNITY SERVICE EVENT	0	0	0	3	1	1	0	5		0
13T-PRISONER TRANSPORT	0	0	0	12	0	0	4	16		10
14-FRAUD BAD CHECK	29	22	51	53	37	5	0	197		677
15-WARRANT SERVICE	1	10	0	58	2	0	12	83		84
16-DECEASED PERSON	5	2	4	5	5	0	0	21		21
16A-DECEASED ANIMAL	5	9	12	4	2	0	0	32		12
18-ANIMAL BITE	0	5	1	0	1	0	0	7		10
18A-ANIMAL COMPLAINT	15	31	48	38	22	2	1	157		152
18B-BARKING DOG	1	0	3	4	2	1	0	11		7
2-ACCIDENT NON INJURY	37	132	30	75	153	38	6	471		375
20-DOMESTIC	5	9	10	13	12	1	0	50		72
22-DROWNING	0	0	0	0	0	0	0	0		1
24-INTOXICATED PERSON	8	10	7	6	1	13	1	46		42
24A -OMVI	8	22	6	16	23	5	9	89		128
26-FIGHT	0	2	1	1	0	1	0	5		8
28-FIRE RUN	4	9	7	10	10	2	3	45		36
29-EMS RUN	18	15	22	47	27	17	0	146		130
2A-HIT SKIP NON INJURY	9	30	7	17	22	17	0	102		92
2P-ACCIDENT PRIVATE PROPERTY	9	37	10	33	9	10	0	108		75
30-VICE COMPLAINT	0	0	0	0	0	0	0	0		7
34-JUVENILE COMPLAINT	21	28	16	44	19	39	4	171		138
36-THEFT	53	90	12	64	46	17	1	283		250
36B-FOUND PROPERTY	13	17	12	68	8	7	2	127		92
36C-COURTESY CARD	18	75	17	116	75	48	0	349		122
38-MISSING PERSON	2	6	6	7	3	1	0	25		26
38A-MISSING PERSON RETURNED	0	2	2	0	0	0	1	5		4
4-ACCIDENT INJURIES	10	16	5	15	23	5	0	74		77
40-PERSON WITH A GUN	1	2	0	1	5	0	0	9		7
40A-PERSON WITH A KNIFE	0	0	1	0	0	0	0	1		2
42-UNKNOWN CIRCUMSTANCES	3	2	1	4	4	24	0	38		35
42-UNKNOWN EMERGENCY	4	0	0	2	1	2	0	9		8
42A-911 HANG UP CALL	28	18	4	20	20	16	8	114		120
44-OFFICER IN TROUBLE	0	0	0	0	0	0	0	0		3
46-PROWLER	0	1	0	0	0	0	0	1		1
48-RAPE	0	1	0	2	0	0	0	3		4
48B-SEX OFFENSE	1	0	2	5	2	2	0	12		19
4A-HIT SKIP INJURY	0	1	1	2	2	0	0	6		1
4F-ACCIDENT FATAL	0	0	0	0	1	0	0	1		0
4P-ACCIDENT PRIV PROP INJURY	0	2	0	2	0	0	0	4		5
50-ROBBERY	1	3	1	0	0	0	0	5		7
50ALB-ROBBERY ALARM BUSINESS	13	14	0	18	2	4	0	51		30
50ALR-ROBBERY ALARM RESIDENCE	2	2	16	11	5	0	0	36		52
52-SHOOTING	0	2	0	0	0	0	0	2		1
52A-SHOTS FIRED	2	4	6	5	3	1	0	21		14
56-STOLEN VEHICLE	3	13	0	8	5	3	0	32		20
56B-RECOVERED STOLEN VEHICLE	1	1	0	14	1	0	5	22		13
58A-SUICIDE ATTEMPT	3	8	11	16	8	2	0	48		49
60-SUSPICIOUS PERSON	93	112	62	115	86	68	6	542		682
60A-SUSPICIOUS VEHICLE	22	48	15	30	22	15	1	153		233
61-HOUSE CHECK	10	32	43	62	71	0	0	218		761
61A-EXTRA PATROL	22	22	25	37	24	9	1	140		218

**CALLS FOR SERVICE SUMMARY**  
**JANUARY - JUNE, 2022**

CODE# & DESCRIPTION	DISTRICTS						DISTRICT 0	2022 YTD	VS.	2021 YTD
	001	002	003	004	005	006	MUTUAL AID OUTSIDE CITY			
61B-TARGET PATROL	448	871	183	453	318	591	11	2,875		2,846
62-TRAFFIC DETAIL	1	5	6	0	5	0	0	17		14
64-VANDALISM	8	23	14	23	18	19	2	107		79
70-TRAFFIC VIOLATOR	551	385	227	342	371	218	140	2,234		2,976
72-SPEEDER OR RECKLESS DRIVER	26	117	37	48	154	49	64	495		466
74-DISABLED OR MOTORIST ASSIST	38	44	15	44	126	6	12	285		297
76-VEHICLE BLOCKING	33	55	40	56	35	20	4	243		204
76A-PARKING VIOLATOR	13	27	42	55	15	15	0	167		153
78-VEHICLE LOCKOUT	34	25	11	59	20	17	0	166		188
8-ASSAULT	6	4	1	8	6	4	0	29		28
80-ROADWAY OBSTRUCTION	15	31	24	13	73	11	4	171		136
8A-MENACING THREATS	3	6	6	10	6	4	0	35		25
8B-TELEPHONE HARASSMENT	2	3	18	5	8	1	1	38		38
90-DISTURBANCE 2 UNITS	74	87	29	82	55	33	5	365		386
90A-DISTURBANCE 1 UNIT	25	54	49	78	35	36	0	277		255
913-FOOT PATROL	742	662	153	1,012	580	474	272	3,895		4,415
96-MENTAL	31	9	8	57	9	4	1	119		77
<b>TOTAL CALLS</b>	<b>2,806</b>	<b>3,568</b>	<b>1,601</b>	<b>3,999</b>	<b>2,882</b>	<b>2,029</b>	<b>798</b>	<b>17,683</b>		<b>19,340</b>
<b>TOTAL CALLS W/O 36C, 61B, 61, 70 &amp; 913</b>	<b>1,037</b>	<b>1,543</b>	<b>978</b>	<b>2,014</b>	<b>1,467</b>	<b>698</b>	<b>375</b>	<b>8,112</b>		<b>8,220</b>
<b>911 CALLS RECEIVED</b>								<b>24,120</b>		<b>24,358</b>

**CALLS FOR SERVICE**  
**JANUARY 1, 2022 - JUNE 30, 2022**



<b>ACTUAL NUMBER OF OFFENSE REPORTS</b>	<b>APRIL-JUNE 2022</b>	<b>2022 YTD</b>	<b>VS</b>	<b>APRIL-JUNE 2021</b>	<b>2021 YTD</b>
<b>TOTAL</b>	<b>244</b>	<b>498</b>		<b>282</b>	<b>536</b>

<b>GROUP A</b>	<b>DEPARTMENT CLASSIFICATION</b>	<b>IBR CODE</b>	<b>APRIL-JUNE 2022</b>	<b>2022 YTD</b>	<b>APRIL-JUNE 2021</b>	<b>2021 YTD</b>
	AGGRAVATED ASSAULT	13A	1	5	2	3
	ARSON	200	0	0	2	3
	ASSISTING OR PROMOTING PROSTITUTION	40B	0	0	3	3
	BURGLARY/BREAKING AND ENTERING	220	7	22	11	19
	COUNTERFEITING/FORGERY	250	1	5	5	7
	CREDIT CARD/AUTOMATIC TELLER MACHINE FRAUD	26B	1	6	1	5
	DISTRUCTION/DAMAGE/VANDALISM OF PROPERTY	290	25	63	31	43
	DRUG EQUIPMENT VIOLATIONS	35B	4	12	24	46
	DRUG/NARCOTIC VIOLATIONS	35A	23	37	24	46
	EXTORTION/BLACKMAIL	210	1	4	1	1
	FALSE PRETENSES/SWINDLE/CONFIDENCE GAME	26A	2	5	7	12
	FORCIBLE FONDLING	11D	3	7	4	7
	FORCIBLE RAPE	11A	1	4	4	7
	HACKING/COMPUTERINVASION	26G	0	0	0	0
	IDENTITY FRAUD	26F	6	10	2	38
	IMPERSONATION	26C	0	0	0	0
	INTIMIDATION	13C	7	15	15	23
	KIDNAPPING/ABDUCTION/UNLAWFUL RESTRAINT	100	0	1	0	2
	MOTOR VEHICLE THEFT	240	7	20	4	8
	PORNOGRAPHY/OBSCENE MATERIAL	370	0	0	1	1
	RECEIVING STOLEN PROPERTY	280	0	5	8	11
	ROBBERY	120	2	6	3	5
	SIMPLE ASSAULT	13B	29	54	36	66
	THEFT - ALL OTHER LARCENY	23H	43	71	34	62
	THEFT - PURSE-SNATCHING	23B	1	2	0	1
	THEFT - SHOPLIFTING	23C	7	13	7	17
	THEFT - THEFT FROM BUILDING	23D	6	15	5	11
	THEFT - THEFT FROM MOTOR VEHICLE	23F	28	61	28	68
	THEFT - THEFT OF VEHICLE PARTS OR ACCESSORIES	23G	20	44	9	13
	WEAPON LAW VIOLATIONS	520	2	3	9	16
	WELFARE FRAUD	26D	0	0	1	1
	WIRE FRAUD	26E	0	0	0	0
<b>TOTAL GROUP A</b>			<b>227</b>	<b>490</b>	<b>281</b>	<b>545</b>

<b>GROUP B</b>	<b>DEPARTMENT CLASSIFICATION</b>	<b>IBR CODE</b>	<b>APRIL-JUNE 2022</b>	<b>2022 YTD</b>	<b>APRIL-JUNE 2021</b>	<b>2021 YTD</b>
	BAD CHECKS	90A	2	3	1	1
	CURFEW/LOITERING/VAGRANCY VIOLATIONS	90B	1	1	2	2
	DISORDERLY CONDUCT	90C	4	9	11	16
	DRIVING UNDER THE INFLUENCE	90D	21	28	31	41
	LIQUOR LAW VIOLATIONS	90G	3	4	3	6
	VOYEURISM	90H	0	0	0	0
	RUNAWAY	90I	1	1	0	1
	TRESPASS OF REAL PROPERTY	90J	1	7	3	5
	ALL OTHER OFFENSES	90Z	16	30	37	51
<b>TOTAL GROUP B</b>			<b>49</b>	<b>83</b>	<b>88</b>	<b>123</b>

<b>TOTAL OFFENSES</b>	<b>276</b>	<b>573</b>	<b>369</b>	<b>668</b>
-----------------------	------------	------------	------------	------------

**TRAFFIC ENFORCEMENT SUMMARY**

<b>NUMBER OF CITATIONS ISSUED</b>	<b>APRIL-JUNE 2022</b>	<b>2022 YTD</b>	<b>APRIL-JUNE 2021</b>	<b>2021 YTD</b>
<b>TOTAL</b>	<b>368</b>	<b>593</b>	<b>667</b>	<b>1,382</b>

<b>TYPE OF CITATION &amp; SECTION#</b>	<b>APRIL-JUNE 2022</b>	<b>2022 YTD</b>	<b>APRIL-JUNE 2021</b>	<b>2021 YTD</b>
ACDA	33	61	37	46
APPROACHING STATIONARY PUBLIC SAFETY VEHICLE	1	1	0	0
ASSURED CLEAR DISTANCE, SPEED/ACDA	7	8	4	9
CHILD RESTRAINT SYSTEM, EXCEPTIONS	0	0	2	3
CHILD SUPPORT (SUS)	0	0	1	2
COMPLIANCE WITH LAWFUL ORDER OF POLICE OFFICER; FLEEING	0	0	1	1
DISPLAY LICENSE/VALIDATION	2	3	0	1
DISPLAY OF LICENSE PLATES	16	23	3	7
DIVIDED ROADWAYS	1	1	1	1
DRIVER LICENSE SUSPENDED	2	2	2	3
DRIVERS LICENSE REQUIRED - MORE THAN ONE PROHIBITED	0	0	2	3
DRIVING UNDER SUSPENSION OR VIOLATION OF LICENSE RESTRICTION	2	3	4	8
DRIVING UNDER THE INFLUENCE OR ALCOHOL OR DRUGS	22	28	39	48
DRIVING UNSAFE VEHICLE	0	1	1	1
DRIVING UPON DIVIDED ROADWAYS	0	1	0	1
DRIVING WITHIN MARKED LANES	6	12	18	25
DUS - 12 POINT SUSPENSION	3	3	2	3
DUS - FRA	20	31	22	73
DUS - OVI COURT SUSPENSION	4	5	4	8
DUS - OVI SUSPENSION	4	4	0	2
DUS- FAIL TO REINSTATE	1	2	4	5
DUS NON COMPLIANCE SUSPENSION	1	1	3	3
DUS OR VIOLATION OF LICENSE RESTRICTION	8	14	25	57
FAIL TO STOP AT RED LIGHT	0	0	1	5
FAIL TO YIELD-PRIVATE DRIVE	0	1	2	3
FAILURE TO COMPLY WITH ORDER OR SIGNAL OF P.O. - ELUDE OR F	0	0	1	1
FAILURE TO CONTROL	31	61	28	52
FAILURE TO REGISTER	0	1	0	1
FAILURE TO REINSTATE OL	4	8	7	14
FICTIOUS PLATES	0	0	0	1
FLASHING RED LIGHT	0	0	1	1
FOLLOWING TOO CLOSELY	0	0	2	5
FTY - TURNING LEFT	8	11	11	18
HEADLIGHTS REQUIRED	1	1	0	0
HIT/SKIP - CODE 2/4	2	6	3	3
HIT/SKIP - CODE 2P/4P	0	2	1	1
INATTENTION	0	0	3	6
JUVENILE TRAFFIC OFFENDER	0	0	0	1
LANE CHANGE - UNSAFE	4	9	18	27
LEAVING THE SCENE OF AN ACCIDENT	2	2	0	0
LEFT OF CENTER	4	4	3	4
LICENSE FORFEIT	0	1	5	9
LIGHTED HEADLIGHTS	1	1	2	2
LIGHTS ON PARKED OR STOPPED VEHICLES	0	0	1	1
LITTERING - FROM MV	1	1	1	1
LOADS DROPPING - LEAKING; TRACKNG MUD	1	2	0	0
LOUD NOISE FROM A MOTOR VEHICLE	0	1	0	0
MV STOP LIGHTS	1	2	2	2
NO LICENSE PLATE LIGHT	0	0	1	1
NO OPERATOR`S LICENSE	27	41	40	101
NON COMPLIANCE SUSPENSION	4	5	3	10
OBEYING TRAFFIC CONTROL DEVICES	5	5	2	3
OBSCURED PLATES	1	1	1	1
OCCUPENT RESTRAINING DEVICES	2	2	0	1
ONE-WAY TRAFFIC - ROTARY ISLANDS	0	0	0	1
OPEN CONTAINER	2	2	0	0
OPERATING MV OR MOTORCYCLE WITHOUT VALID LICENSE	3	5	0	2
OPERATION AT YIELD SIGN	0	0	1	2
OVI PER SE	1	0	1	1
OVI BREATH	4	6	3	3
OVI PER SE BREATH (.17 + (SUPER)	1	5	3	3



**TRAFFIC ENFORCEMENT SUMMARY**

<b>NUMBER OF CITATIONS ISSUED</b>	<b>APRIL-JUNE 2022</b>	<b>2022 YTD</b>	<b>APRIL-JUNE 2021</b>	<b>2021 YTD</b>
<b>TOTAL</b>	<b>368</b>	<b>593</b>	<b>667</b>	<b>1,382</b>

<b>TYPE OF CITATION &amp; SECTION#</b>	<b>APRIL-JUNE 2022</b>	<b>2022 YTD</b>	<b>APRIL-JUNE 2021</b>	<b>2021 YTD</b>
OVI PHYSICAL CONTROL	0	0	0	1
OVI REFUSAL CONVICTION (PRIOR W/20 YRS)	4	4	3	5
PASSING - DOUBLE YELLOW	0	0	2	2
PHYSICAL CONTROL	1	1	0	1
PHYSICAL CONTROL OF VEHICLE WHILE UNDER INFLUENCE	1	1	0	0
PROHIBITED TURN IN ROADWAY	0	0	0	2
PROHIBITIONS	1	1	0	0
RECKLESS OPERATION	3	3	2	3
RECKLESS OPERATION - ROADWAY	1	1	1	3
RECKLESS OP-PRIVATE PROPERTY	3	3	0	0
RIGHT OF WAY OF PEDESTRIAN W/IN CROSSWALK	0	1	0	0
RIGHT OF WAY RULE WHEN TURNING LEFT	2	2	2	2
RIGHT-OF-WAY ON ROADWAY	1	2	1	4
RULES FOR TURNS AT INTERSECTIONS	2	2	0	2
RULES GOVERNING OVERTAKING AND PASSING OF VEHICLES	0	0	1	1
SEAT BELTS REQUIRED	1	3	7	15
SIGNAL LIGHTS	2	2	0	0
SLOW SPEED	1	1	2	3
SPEED - SCHOOL ZONE	13	50	17	50
SPEED LIMIT	132	170	376	865
SQUEALING TIRES - NOISE	2	2	1	1
STARTING AND BACKING VEHICLE	1	3	2	4
STOP AND YIELD SIGNS	3	6	1	1
STOP SIGNS	12	19	12	13
STOPPING AFTER ACCIDENT	3	6	2	5
STOPPING AFTER ACCIDENT INVOLVING INJURY TO PERSONS OR PROP.	0	1	1	3
STOPPING AT GRADE CROSSING	0	0	2	2
STOPPING FOR SCHOOL BUS	1	1	1	3
TAIL LIGHT - ILLUMINATION OF REAR LICENSE PLATE	0	0	1	1
TEMP PERMIT (OPERATING SOLO)	2	2	3	5
TEMPORARY INSTRUCTION PERMIT	1	1	0	0
TIME FOR LIGHTED LIGHTS ON MOTOR VEHICLES	1	1	0	0
TRAFFIC CHARGES - HEADLIGHTS 4513.14A	0	0	2	2
TRAFFIC CHARGES - NO OPS 4510.12A1	0	0	1	1
TRAFFIC CHARGES - RIGHT OF WAY	1	1	0	1
TRAFFIC CONTROL SIGNAL TERMS AND LIGHTS	8	13	5	14
TRAFFIC SIGNAL RIGHT TURN ON RED	0	0	0	3
TURN AND STOP SIGNAL	3	3	1	2
TURN SIGNAL REQUIRED	0	0	1	2
TURNING IN ROADWAY PROHIBITED	1	1	0	0
TWO LIGHTS DISPLAYED	1	1	0	1
TWO OR MORE STOP LIGHTS REQUIRED	0	0	1	1
UNSAFE BACKING	0	1	0	0
UNSAFE LANE CHANGE	6	7	5	10
UNSAFE VEHICLE	0	0	1	1
USE ILLEGAL PLATES; TRANSFER OF REGISTRATION	1	1	6	7
USE OF SUNSCREENING, WINDOW TINT	0	0	0	1
U-TURN PROHIBITED	0	0	0	1
VIOL. PROBATIONARY LICENSE	1	1	0	0
YIELD RIGHT-OF-WAY TO PEDESTRIANS	1	1	0	0
YIELD SIGNS	3	7	10	17
MISCELLANEOUS CITATION	1	2	1	1
<b>TOTAL</b>	<b>464</b>	<b>718</b>	<b>796</b>	<b>1,659</b>

**PARKING CITATION CHARGES**

<b>TYPE OF CITATION &amp; SECTION#</b>	<b>APRIL-JUNE 2022</b>	<b>2022 YTD</b>	<b>APRIL-JUNE 2021</b>	<b>2021 YTD</b>
HANDICAP PARKING	0	0	0	0
LEAVING VEHICLES ON PRIVATE PROPERTY-FIRE LANES	0	0	0	0
MANNER OF PARALLEL PARKING; HANDICAPPED PARKING	0	2	1	1

**TRAFFIC ENFORCEMENT SUMMARY**

<b>NUMBER OF CITATIONS ISSUED</b>	<b>APRIL-JUNE 2022</b>	<b>2022 YTD</b>		<b>APRIL-JUNE 2021</b>	<b>2021 YTD</b>
<b>TOTAL</b>	<b>368</b>	<b>593</b>		<b>667</b>	<b>1,382</b>

<b>TYPE OF CITATION &amp; SECTION#</b>	<b>APRIL-JUNE 2022</b>	<b>2022 YTD</b>		<b>APRIL-JUNE 2021</b>	<b>2021 YTD</b>
PARKING FIRE LANE	0	0		1	1
PROHIBITED STANDING OR PARKING PLACES	1	5		3	4
<b>TOTAL</b>	<b>1</b>	<b>7</b>		<b>5</b>	<b>6</b>

<b>TOTAL CITATIONS</b>	<b>465</b>	<b>725</b>		<b>801</b>	<b>1,665</b>
------------------------	------------	------------	--	------------	--------------

**ADULT ARREST SUMMARY**

<b>ACTUAL NUMBER OF ADULTS ARRESTED</b>	<b>APRIL-JUNE 2022</b>	<b>2022 YTD</b>	<b>APRIL-JUNE 2021</b>	<b>2021 YTD</b>
<b>TOTAL</b>	<b>105</b>	<b>202</b>	<b>160</b>	<b>280</b>

<b>BREAKDOWN OF CHARGES</b>	<b>APRIL-JUNE 2022</b>	<b>2022 YTD</b>	<b>APRIL-JUNE 2021</b>	<b>2021 YTD</b>
AGGRAVATED MENACING	1	4	2	2
AGGRAVATED TRESPASS	0	0	1	1
ANIMALS OR FOWL RUNNING AT LARGE	1	4	0	2
ASSAULT	10	19	11	19
BENCH WARRANT	0	3	0	0
BREAKING AND ENTERING	0	1	0	0
BURGLARY	0	0	0	1
CARRYING CONCEALED WEAPONS	0	0	0	1
COMPLIANCE WITH LAWFUL ORDER OF POLICE OFFICER; FLEEING	1	1	0	0
COMPLICITY	0	0	1	1
COMPLICITY (ROBBERY F2)	0	1	0	0
CRIMINAL DAMAGING/ENDANGERING	1	2	2	2
CRIMINAL MISCHIEF	0	0	0	1
CRIMINAL TRESPASS	1	1	1	2
DISORDERLY CONDUCT	2	6	5	6
DOMESTIC VIOLENCE - SIMPLE ASSAULT	6	14	11	27
DOMESTIC VIOLENCE - KNOWINGLY CAUSE PHYSICAL HARM	1	1	0	0
DOMESTIC VIOLENCE - MENACING OR INTIMIDATION	1	1	4	5
DRIVING UNDER OVI SUSPENSION	0	1	0	0
DRIVING UNDER SUSPENSION	1	0	3	4
DRIVING WHILE UNDER THE INFLUENCE OF ALCOHOL/ DRUGS	23	28	32	41
DRUG ABUSE - MARIJUANA	2	3	4	5
DRUG ABUSE - SCHEDULE I OR II SUBSTANCE	1	7	0	2
DRUG ABUSE - SCHEDULE III, IV, V SUBSTANCE	1	0	0	0
DRUG ABUSE; CONTROLLED SUBSTANCE POSSESSION OR USE	0	1	1	1
DRUG PARAPHERNALIA	0	2	9	14
ENDANGERING CHILDREN	0	0	2	2
FAIL TO CONTROL	0	0	1	1
FAILURE TO APPEAR; ISSUANCE OF WARRANT	1	4	2	5
FAILURE TO COMPLY WITH ORDER OR SIGNAL OF P.O.	0	0	3	4
FAILURE TO COMPLY WITH ORDER OR SIGNAL OF P.O. - ELUDE OR F	1	1	2	2
FALSIFICATION	1	1	3	5
FELONIOUS ASSAULT	0	1	0	1
FORGERY	0	0	1	1
HAVING PHYSICAL CONTROL OF VEHICLE WHILE UNDER THE INFLUENCE	1	1	0	1
HAVING WEAPONS WHILE UNDER DISABILITY	0	0	1	1
ILLEGAL POSSESSION OF INTOXICATING BEER OR LIQUOR	0	1	1	1
IMPROPERLY HANDLING FIREARMS IN A MOTOR VEHICLE	0	0	4	6
INTERFERENCE W/CUSTODY	0	1	0	0
MARIJUANA DRUG PARAPHERNALIA	1	1	1	1
MARKED LANES	2	2	2	2
MENACING	0	1	2	3
NO OPS	0	0	1	2
OBSTRUCTING OFFICIAL BUSINESS	0	0	7	9
OFFENSES INVOLVING UNDERAGE PERSONS	1	1	0	3
OPEN CONTAINER LIQUOR	0	0	1	1
OVI	0	2	2	2
POSSESSING CRIMINAL TOOLS	0	0	1	1
POSS. HARMFUL INTOXICANT	0	1	0	0
POSSESSING DRUG ABUSE INSTRUMENTS	0	2	3	7
POSSESSION OF DRUGS	4	5	10	15
PROHIBITED ACTS	0	0	0	1
PROMOTE PROSTITUTION	0	0	2	2
RECEIVING STOLEN PROPERTY	0	6	10	18
RECKLESS OPERATION	0	0	1	2
RESISTING ARREST	1	1	2	2
SEXUAL IMPOSITION	0	1	0	0
SOLICITING	0	0	6	6
SPEEDING	0	0	1	1
STOP SIGNS	0	0	0	1

**ADULT ARREST SUMMARY**

<b>ACTUAL NUMBER OF ADULTS ARRESTED</b>	<b>APRIL-JUNE 2022</b>	<b>2022 YTD</b>	<b>APRIL-JUNE 2021</b>	<b>2021 YTD</b>
<b>TOTAL</b>	<b>105</b>	<b>202</b>	<b>160</b>	<b>280</b>

<b>BREAKDOWN OF CHARGES</b>	<b>APRIL-JUNE 2022</b>	<b>2022 YTD</b>	<b>APRIL-JUNE 2021</b>	<b>2021 YTD</b>
TELECOMMUNICATIONS HARASSMENT	2	2	0	0
TELEPHONE HARASSMENT	0	0	0	1
THEFT - ALL OTHER LARCENY	3	4	3	3
THEFT - FROM MOTOR VEHICLE	0	0	1	2
THEFT - PETTY (<\$1000)	1	1	1	1
THEFT - SHOPLIFTING	0	1	2	2
THEFT - WITHOUT CONSENT	0	0	1	1
TRAFFICKING IN DRUGS	1	1	1	3
UNAUTHORIZED USE OF MOTOR VEHICLE	1	2	0	0
UNLAWFUL RESTRAINT	0	1	0	0
USING WEAPONS WHILE INTOXICATED	0	1	1	1
VEHICULAR VANDALISM	0	0	0	1
VIOLATE PROTECTION ORDER OR CONSENT AGREEMENT	4	5	5	7
WARRANT ARREST FOREIGN AGENCY	27	50	32	79
WARRANT ARREST FTA/FTC	22	37	11	19
<b>TOTAL CHARGES</b>	<b>127</b>	<b>238</b>	<b>217</b>	<b>366</b>

**JUVENILE ARREST SUMMARY**

<b>ACTUAL NUMBER OF JUVENILES ARRESTED</b>	<b>APRIL-JUNE 2022</b>	<b>2022 YTD</b>	<b>APRIL-JUNE 2021</b>	<b>2021 YTD</b>
<b>TOTAL</b>	<b>16</b>	<b>32</b>	<b>26</b>	<b>43</b>

<b>BREAKDOWN OF CHARGES</b>	<b>APRIL-JUNE 2022</b>	<b>2022 YTD</b>	<b>APRIL-JUNE 2021</b>	<b>2021 YTD</b>
AGGRAVATED MENACING	0	1	0	0
ASSAULT	6	11	1	2
BREAKING AND ENTERING	0	0	0	2
BURGLARY	2	4	0	0
COMPLICITY	0	0	1	1
CRIMINAL DAMAGING/ENDANGERING	0	0	1	1
CRIMINAL TRESPASS	0	0	2	2
CURFEW	0	0	3	3
CURFEW (13-17)	1	1	9	9
DISORDERLY CONDUCT	0	0	0	2
DOMESTIC VIOLENCE - SIMPLE ASSAULT	2	5	1	2
DOMESTIC VIOLENCE - MENACING OR INTIMIDATION	0	0	0	1
DRUG ABUSE - MARIJUANA	1	2	0	1
DRUG ABUSE - MARIJUANA LESS THAN 100G	0	1	0	0
DRUG ABUSE - SCHEDULE I OR II SUBSTANCE	1	1	0	0
DRUG PARAPHERNALIA	0	0	1	2
FALSIFICATION	0	1	0	0
FELONIOUS ASSAULT	1	1	0	0
ILLEGAL POSSESSION OF INTOXICATING BEER OR LIQUOR	0	0	1	1
INTERFERENCE W/CUSTODY	0	0	1	1
JUVENILE CIGARETTE OR OTHER TABACCO PRODUCTS VIOLATIONS	1	1	1	1
MARIJUANA DRUG PARAPHERNALIA	1	1	0	0
MOTOR VEHICLE THEFT	0	2	0	0
OBSTRUCTING OFFICIAL BUSINESS	0	0	2	2
OFFENSES INVOLVING UNDERAGE PERSONS	2	3	3	5
POSSESSION OF DRUGS	2	2	0	1
RECEIVING STOLEN PROPERTY	0	2	0	8
SALES TO AND USE BY UNDERAGE PERSONS	0	0	2	2
THEFT - ALL OTHER LARCENY	1	2	0	0
THEFT - FROM BUILDING	2	2	0	0
THEFT - FROM MOTOR VEHICLE	0	0	1	1
TOBACCO	0	0	4	4
TRAFFICKING IN DRUGS	1	1	0	0
VANDALISM	0	2	0	0
<b>TOTAL</b>	<b>24</b>	<b>46</b>	<b>34</b>	<b>54</b>

**ACCIDENTS**

<b>TYPE OF ACCIDENT</b>	<b>APRIL-JUNE 2022</b>	<b>2022 YTD</b>	<b>APRIL-JUNE 2021</b>	<b>2021 YTD</b>
FATAL	1	1	0	0
PROPERTY DAMAGE	86	162	99	158
HIT SKIP	17	40	23	41
INJURY ACCIDENT	44	72	50	68
INJURY HIT SKIP	6	11	1	6
<b>TOTALS</b>	<b>154</b>	<b>286</b>	<b>173</b>	<b>273</b>

## ACCIDENT ANALYSIS

### April - June 2022

April 1, 2022 through June 30, 2022 there were 154 reported traffic accidents, resulting in an average 1.69 accidents/day. Compared to 2021, accidents decreased 10.9% (2022 = 154; 2021 = 173).

Personal injury accidents (51) accounted for 33.1% of the total. Property damage accidents accounted for the majority of our activity with 103 reports being filed (66.9%).

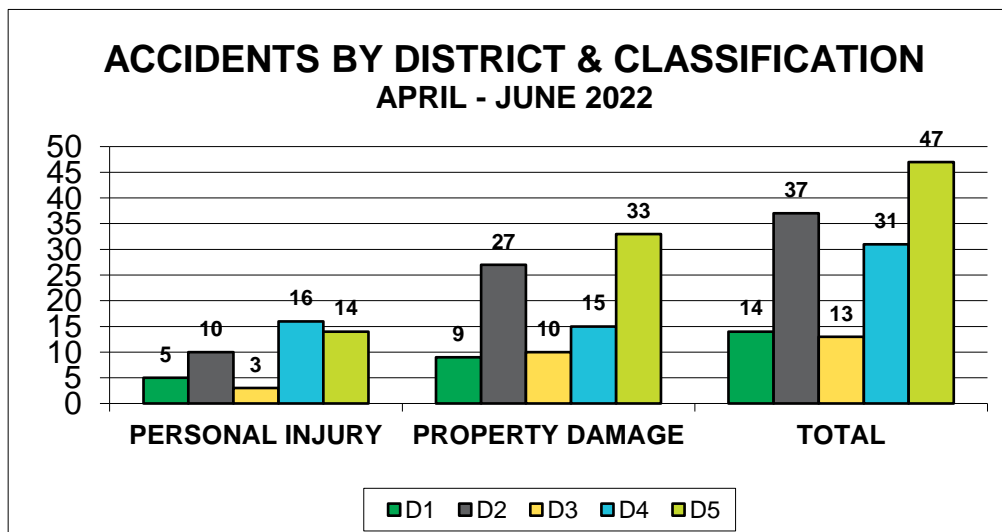
District 5 experienced the majority of accidents (47 or 30.5%) followed by District 2 with 37 accidents (24.0%). There were 14 collisions in District 1 (9.1%); 13 collisions in District 3 (8.4%); 31 collisions in District 4 (20.1%); and 12 collisions in District 6 (7.8%). The busiest day of the week for accident activity for the reporting period was Tuesday with 29 accidents (18.8%) reported. The second busiest day was Wednesday with 28 accidents (18.2%) reported. Accident activity for the remaining days of the week were as follows: Sunday = 9 (5.8%); Monday = 23 (14.9%); Thursday = 24 (15.6%); Friday = 24 (15.6%); and Saturday = 17 (11.0%).

The most frequent contributing factor was Following Too Closely which accounted for 40 or 26.0% of the accidents. The next most recurrent contributing factor was Failure To Yield accounting for 26 or 16.9% of the accidents for the reporting period. The busiest time of day for accident activity was tied between 4PM-5PM and 5PM-6PM with 15 (9.7%) accidents each.

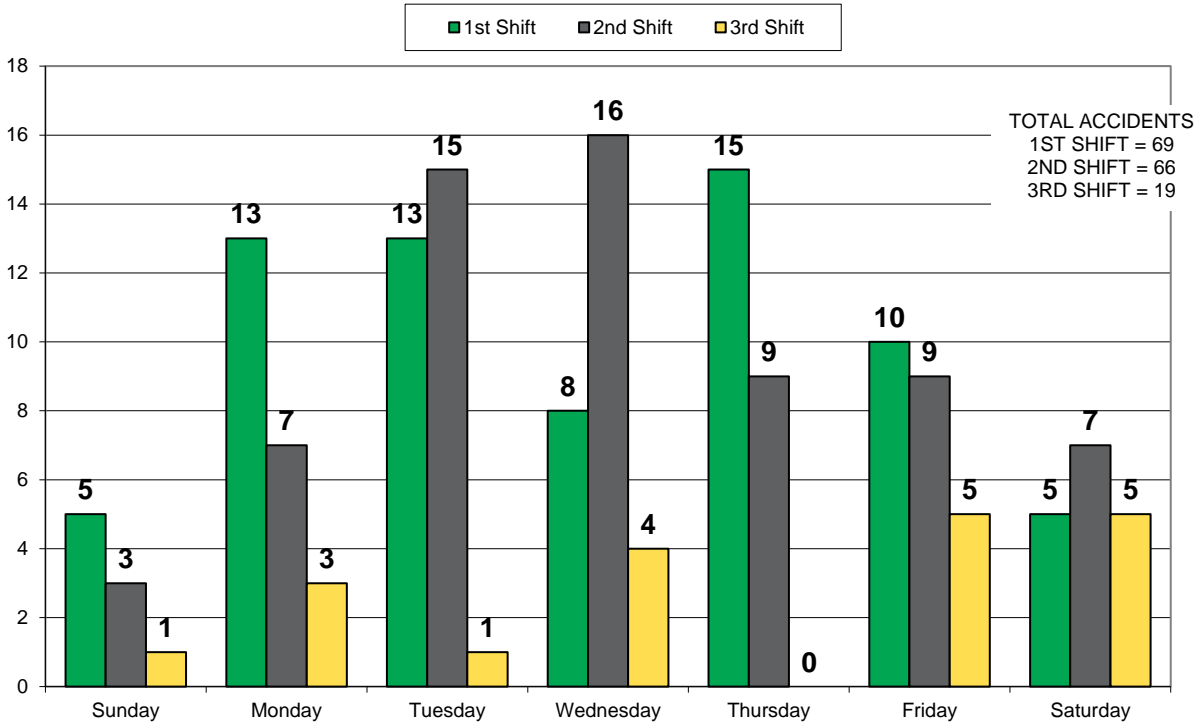
Three (3) crashes were identified as having been alcohol related (1.9%). One hundred twenty-two (122) citations were issued to at fault drivers as a result of their accidents 79.2%

### ACCIDENTS BY DISTRICT & CLASSIFICATION

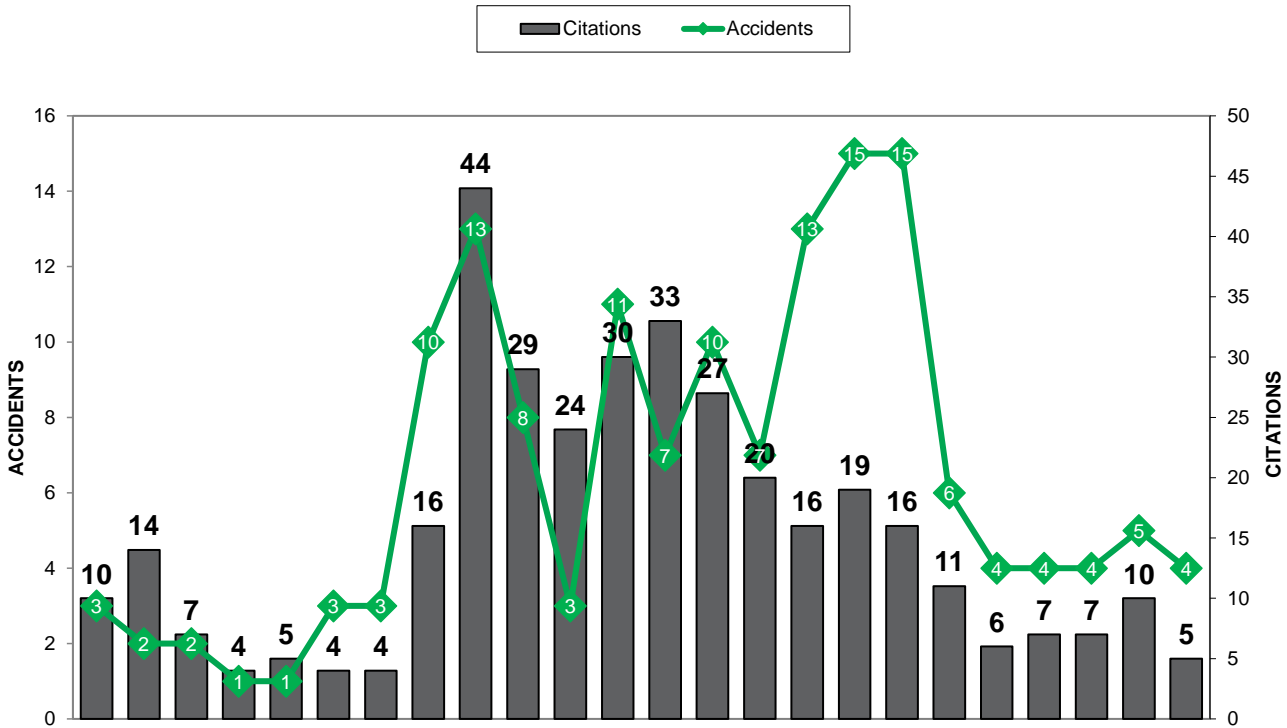
DISTRICT	PERSONAL INJURY	PROPERTY DAMAGE	TOTAL
D1	5	9	14
D2	10	27	37
D3	3	10	13
D4	16	15	31
D5	14	33	47
D6	3	9	12
<b>TOTAL</b>	<b>51</b>	<b>103</b>	<b>154</b>



### ACCIDENTS BY DAY OF WEEK & SHIFT APRIL 1 - JUNE 30, 2022



### ACCIDENTS & CITATIONS BY HOUR APRIL 1 - JUNE 30, 2022



## ACCIDENT ANALYSIS January - June 2022

January 1, 2022 through June 30, 2022 there were 286 reported traffic accidents, resulting in an average 1.58 accidents/day. Compared to 2020, accidents increased 4.76% (2022 = 286; 2021 = 273).

Personal injury accidents (84) accounted for 29.4% of the total (1 fatal). Property damage accidents accounted for the majority of our activity with 202 reports being filed (70.6%).

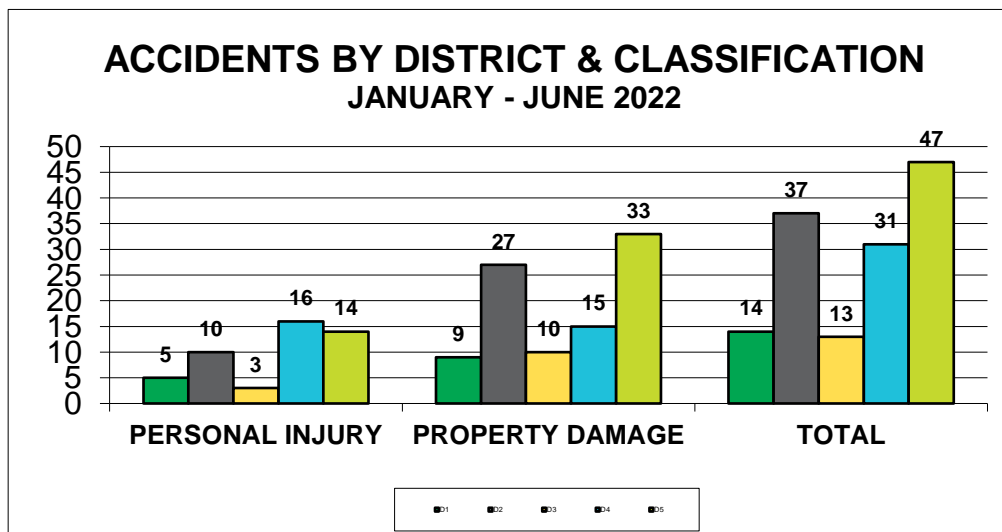
District 5 experienced the majority of accidents (87 or 30.4%) followed by District 2 with 71 accidents (24.8%). There were 31 collisions in District 1 (10.8%); 25 collisions in District 3 (8.7%); 54 collisions in District 4 (18.9%); and 18 collisions in District 6 (6.3%). The busiest day of the week for accident activity for the reporting period was Thursday with 55 accidents (19.2%) reported. The second busiest day was Wednesday with 52 accidents (18.2%) reported. Accident activity for the remaining days of the week were as follows: Sunday = 22 (7.7%); Monday = 35 (12.2%); Tuesday = 45 (15.7%); Friday = 45 (15.7%); and Saturday = 32 (11.2%).

The most frequent contributing factor was Following Too Closely which accounted for 71 or 24.8% of the accidents. The next most recurrent contributing factor was Failure To Yield accounting for 45 or 15.7% of the accidents for the reporting period. The busiest time of day for accident activity was between 5PM-6PM with 29 (29%) accidents.

Six (6) crashes were identified as having been alcohol related (2.1%). Two hundred twenty-three (223) citations were issued to at fault drivers as a result of their accidents 80.0%

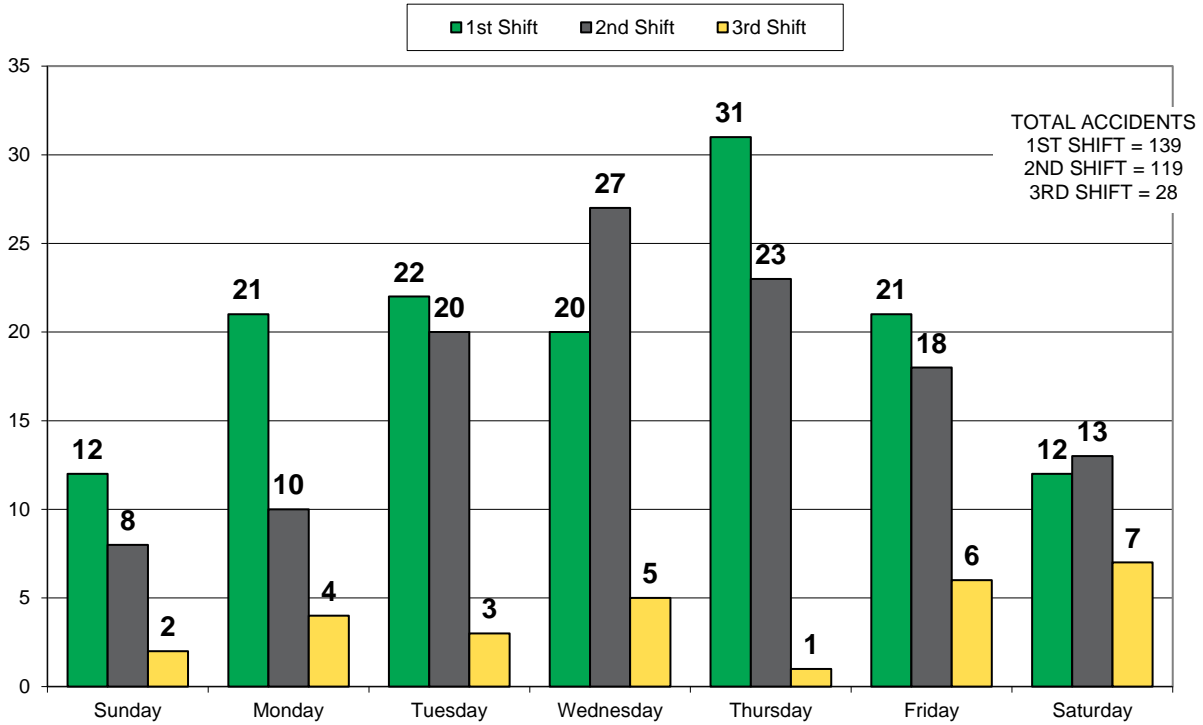
### ACCIDENTS BY DISTRICT & CLASSIFICATION

DISTRICT	PERSONAL INJURY	PROPERTY DAMAGE	TOTAL
D1	8	23	31
D2	19	52	71
D3	4	21	25
D4	24	30	54
D5	23	64	87
D6	6	12	18
<b>TOTAL</b>	<b>84</b>	<b>202</b>	<b>286</b>





### ACCIDENTS BY DAY OF WEEK & SHIFT JANUARY 1 - JUNE 30, 2022



### ACCIDENTS & CITATIONS BY HOUR JANUARY 1 - JUNE 30, 2022

