



# Dublin Police Department

## Quarterly Report

April - June 2024



# Agency Quarterly Activity

April – June 2024

## Focus & Results

### Goal #1: Enhance our readiness and demonstrate our ability to effectively respond to and successfully resolve critical incidents and/or major crimes

- Total Part I violent crimes decreased YTD from 2023 by 26.1% (2024=17; 2023=23)
- 17.5% decrease in reported crimes YTD from 2023 (2024=622; 2023=754)
- Successfully responded to changing crime trends identified in the city

### Goal #2: Reduce theft offenses throughout the city

- 40.0% decrease in theft offenses from 2023 YTD (2024=159; 2023=265)
- 60.3% decrease in thefts from vehicles from 2023 YTD (2024=52; 2023=131)
- 29.3% decrease in thefts/attempts of motor vehicles from 2023 YTD (2024=29; 2023=41)
- 10.0% decrease in burglaries and B&Es from 2023 YTD (2024=27; 2023=30)

### Goal #3: Improve overall traffic safety in the city

- 2.0% increase in traffic crashes from 2023 YTD (2024=351; 2023=344)
- Serious injury traffic crashes increased to 11 compared to 7 in 2023 YTD
- No change in OVI related traffic crashes from 2023 YTD (2024=11; 2023=11)
- 22.1% increase in OVI related arrests from 2023 YTD (2024=105; 2023=86)
- 43.8% increase in Traffic Stops from 2023 YTD (2024=5,231; 2023=3,637)
- Speeding citations increased from 481 YTD in 2023 to 1,372 in 2024

### Goal #4: Enhance and demonstrate our ability to effectively address issues of significant community concern

The department continues to target areas that have seen an increase in theft from vehicle activity, complaints related to parking garages in the Historic Dublin and Bridge Park areas and continue enforcement efforts throughout the city with traffic and/or speeding concerns.

## Personnel Highlights & Staffing

The following staffing changes occurred during the second quarter of 2024:

### New Personnel:

- 1 Operations Manager

### Promotions:

- 1 Sergeant

### Retirements/Resignations:

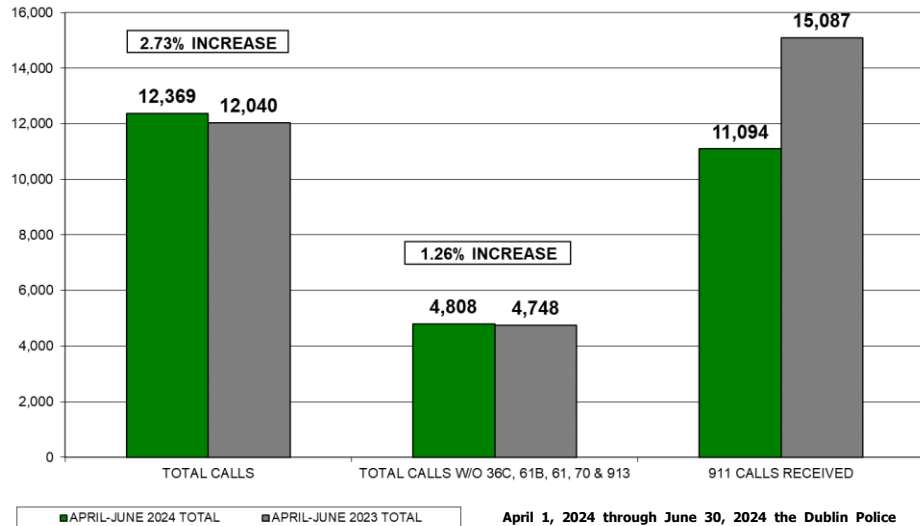
- 2 Communications Technicians
- 1 Police Sergeant Retirement

Staffing Levels	Authorized	Actual
Chief of Police	1	1
Deputy Chief	3	2
Police Lieutenant	6	6
Police Sergeant	9	9
Police Officer	58	52
Law Enforcement Planner	1	1
Public Safety Intelligence Analyst	1	0
Professional Standards Manager	1	1
Administrative Support III	1	1
Records Supervisor	1	1
Records Technician II	3	3
Records Technician I	1	1
Police Property Technician	1	1
Operations Manager	1	1
Communications Manager	3	3
Communications Supervisor	6	4
CAD Manager	1	1
Communications System Specialist	1	1
Communications Technician	29	27
<b>Totals</b>	<b>128</b>	<b>116</b>

## CALLS FOR SERVICE

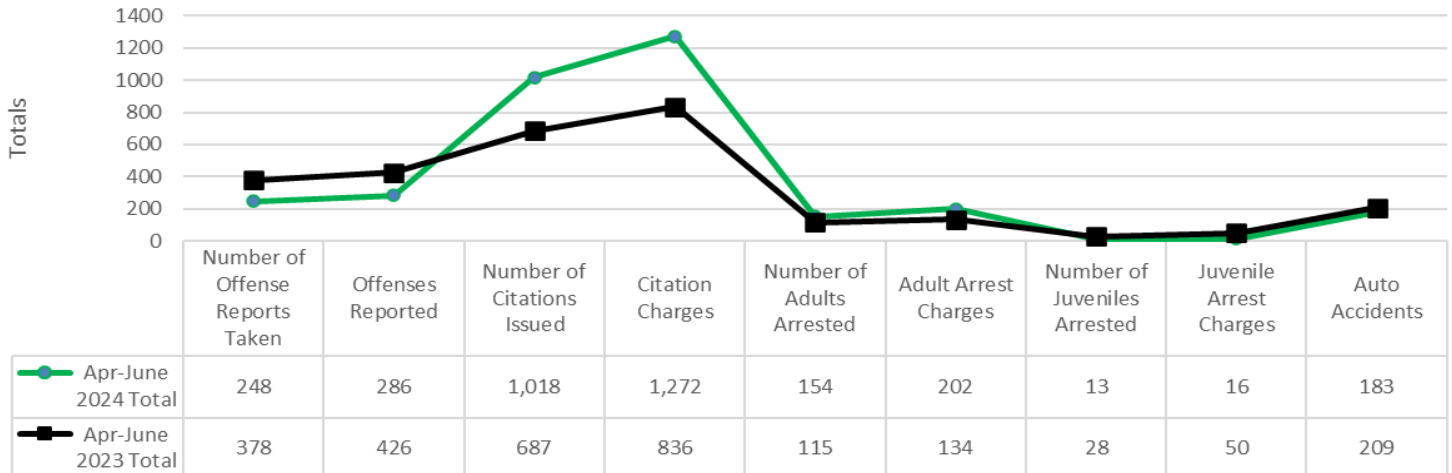
APRIL 1, 2024 - JUNE 30, 2024

26.47% DECREASE

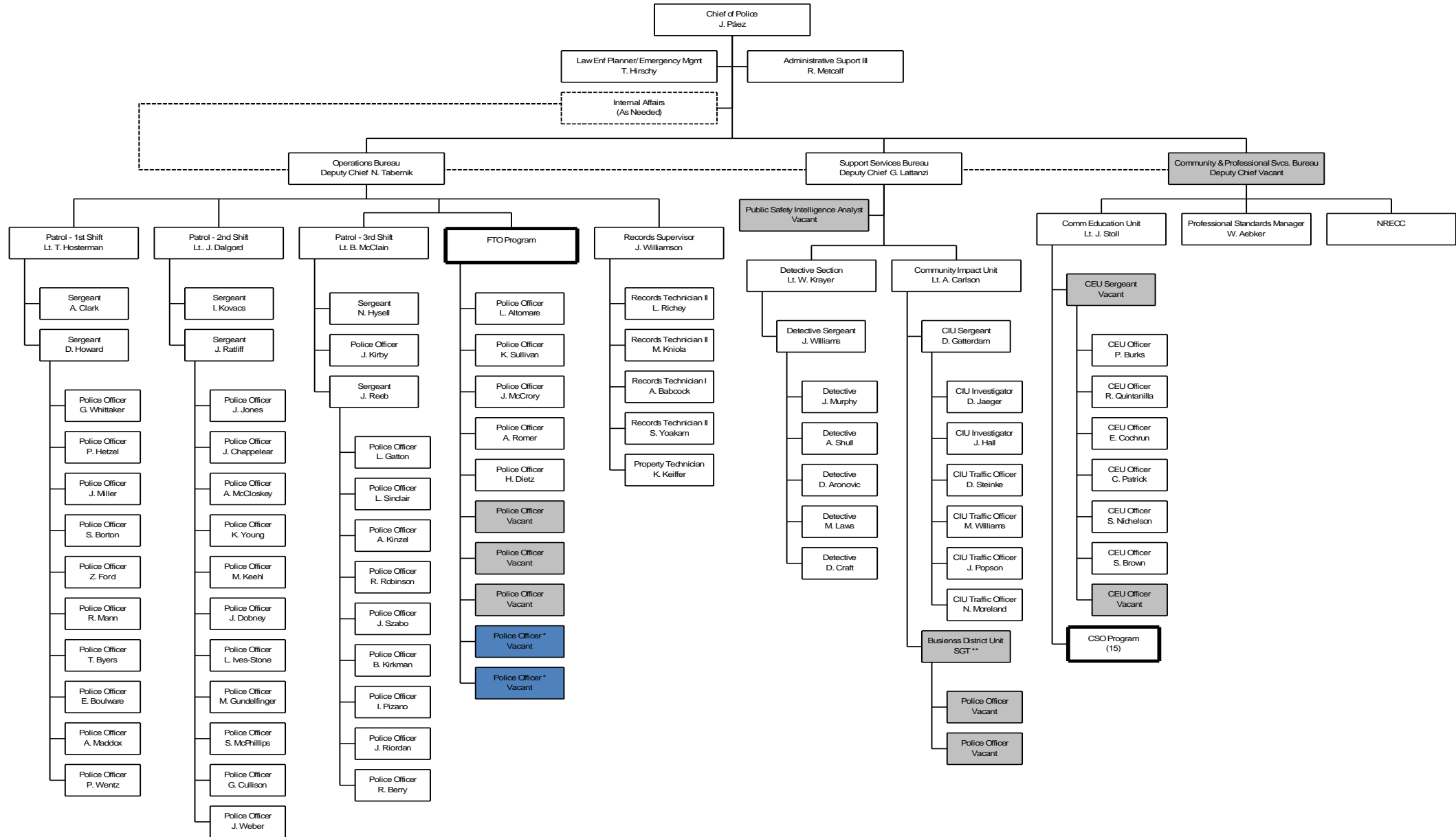


April 1, 2024 through June 30, 2024 the Dublin Police Department received 8,758 total calls for service – 4,808 calls were citizen initiated. The average response time for citizen initiated calls was 6 minutes with an average time of 55 minutes to handle the call.

## April - June 2024 Other Reported Activity



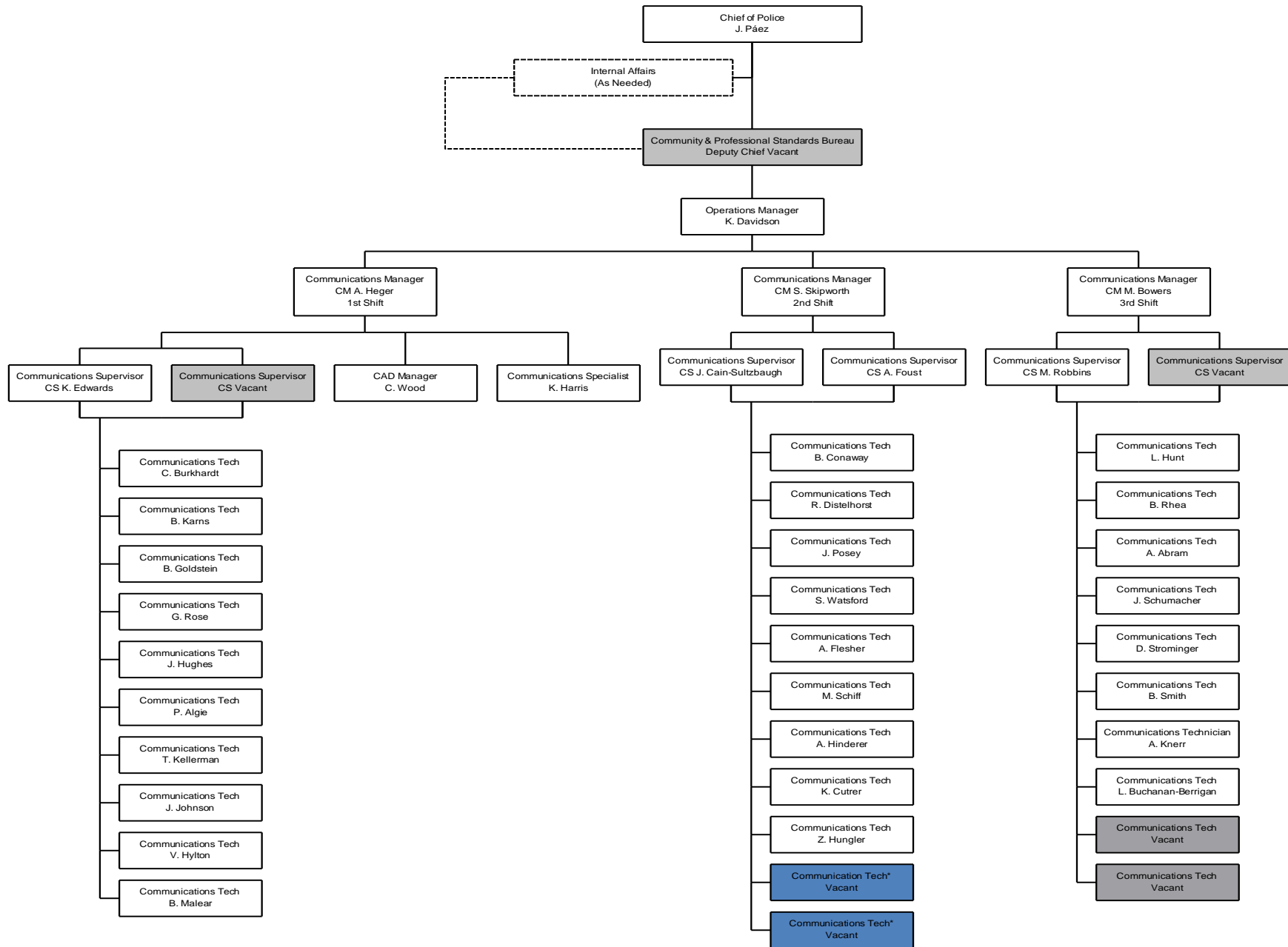
# City of Dublin - Police Department - Organizational Chart - Standard 11.1.1



\* Two additional police officer positions temporarily authorized to allow for future anticipated retirements.

\*\* One converted SGT position

# City of Dublin - NRECC - Organizational Chart - Standard 11.1.1



\* Two additional communications technician positions temporarily above authorized to allow for future anticipated retirements.

Revised: August 2024  
Replaces: March 2024  
P&P 103.02

**CALLS FOR SERVICE SUMMARY**  
**APRIL - JUNE, 2024**

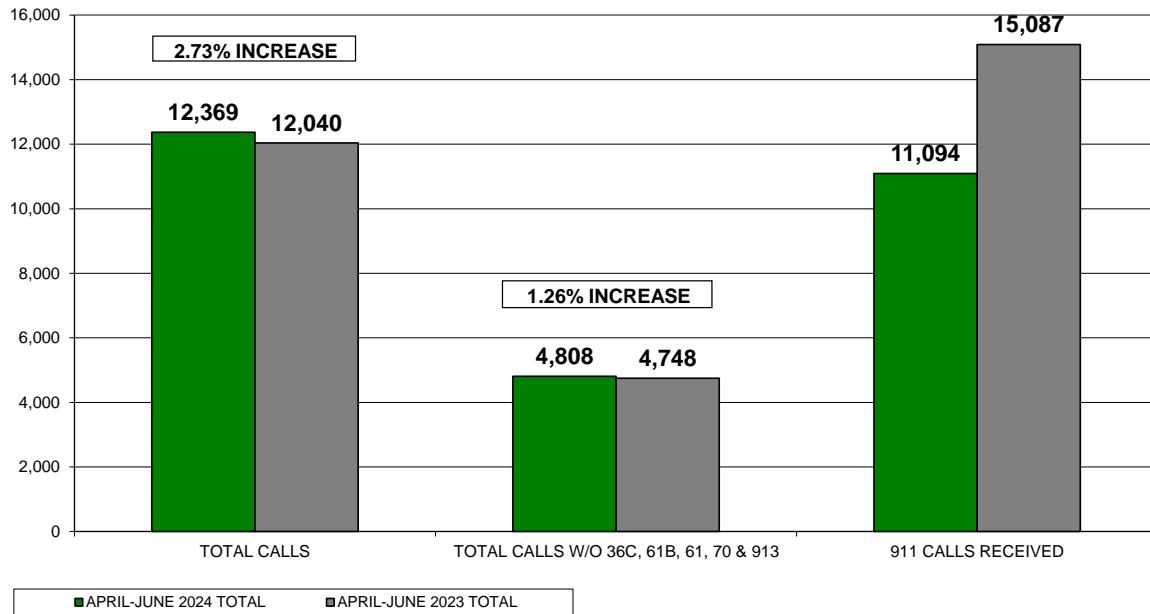
CODE# & DESCRIPTION	DISTRICTS						DISTRICT 0	APRIL-JUNE 2024 TOTAL	2024 YTD	VS.	APRIL-JUNE 2023 TOTAL	2023 YTD
	001	002	003	004	005	006	MUTUAL AID OUTSIDE CITY					
10-ASSIST OTHER AGENCY	4	8	4	11	13	1	56	97	214		91	187
102-NARCOTICS	3	2	0	5	2	0	0	12	33		21	35
12-BURGLARY	0	4	1	8	1	1	0	15	28		11	30
12AL BURGLAR ALARM	90	161	81	75	79	34	0	520	987		516	929
12B-OPEN DOOR OR WINDOW	2	2	4	8	1	1	0	18	37		23	40
13-MISCELLANEOUS CALL	58	58	53	290	49	27	36	571	1,015		510	907
13B-BANK ESCORT	0	0	0	0	0	0	0	0	1		1	2
13C-COMMUNITY SERVICE EVENT	3	0	0	7	0	2	12	24	25		19	21
13T-PRISONER TRANSPORT	0	0	0	11	0	0	0	11	17		6	13
14-FRAUD BAD CHECK	15	5	18	18	11	4	0	71	147		85	173
15-WARRANT SERVICE	1	3	0	33	1	0	10	48	87		35	74
16-DECEASED PERSON	1	0	2	3	1	0	0	7	12		6	17
16A-DECEASED ANIMAL	0	0	4	0	2	0	0	6	14		7	13
18-ANIMAL BITE	0	0	7	2	1	0	0	10	14		1	2
18A-ANIMAL COMPLAINT	16	18	23	30	19	7	0	113	170		81	128
18B-BARKING DOG	0	1	3	0	0	1	0	5	6		7	13
2-ACCIDENT NON INJURY	20	76	18	49	97	11	1	272	510		275	491
20-DOMESTIC	0	1	0	7	1	0	0	9	25		14	29
24-INTOXICATED PERSON	1	7	3	3	0	14	0	28	44		23	37
24A -OMVI	6	23	1	8	18	9	24	89	178		86	154
26-FIGHT	0	0	0	0	0	0	0	0	5		4	8
28-FIRE RUN	2	4	0	4	3	2	0	15	31		22	42
29-EMS RUN	6	17	8	23	7	11	0	72	142		68	130
2A-HIT SKIP NON INJURY	11	18	6	13	16	10	0	74	127		79	128
2P-ACCIDENT PRIVATE PROPERTY	3	13	1	22	2	2	0	43	100		55	92
30-VICE COMPLAINT	1	0	0	0	1	0	0	2	3		2	2
32-HOMICIDE	0	0	0	0	0	0	0	0	0		0	1
34-JUVENILE COMPLAINT	11	14	23	43	19	19	0	129	184		95	139
36-THEFT	17	44	11	23	9	2	0	106	258		237	359
36B-FOUND PROPERTY	9	7	6	29	7	15	1	74	126		77	122
36C-COURTESY CARD	7	9	5	4	3	0	0	28	71		68	226
38-MISSING PERSON	3	3	1	12	3	1	0	23	44		16	28
38A-MISSING PERSON RETURNED	1	1	0	2	0	0	0	4	8		1	2
4-ACCIDENT INJURIES	9	19	4	6	21	7	1	67	123		56	103
40-PERSON WITH A GUN	0	0	1	0	2	0	0	3	3		5	13
40A-PERSON WITH A KNIFE	0	0	0	0	0	0	0	0	0		1	1
42-UNKNOWN CIRCUMSTANCES	2	5	1	3	3	12	0	26	42		19	35
42-UNKNOWN EMERGENCY	2	1	4	4	1	1	0	13	19		11	15
42A-911 HANG UP CALL	8	11	3	5	7	9	7	50	107		81	151
44-OFFICER IN TROUBLE	0	0	0	0	0	0	2	2	3		0	0
46-PROWLER	0	0	0	0	0	0	0	0	0		1	1
48-RAPE	1	0	0	3	0	0	0	4	6		3	9
48B-SEX OFFENSE	4	0	1	6	1	2	0	14	28		14	20
4A-HIT SKIP INJURY	0	0	0	0	1	0	0	1	2		1	1
4F-ACCIDENT FATAL	0	0	1	0	1	0	0	2	2		2	3
4P-ACCIDENT PRIV PROP INJURY	0	1	0	0	0	0	0	1	6		1	2
50-ROBBERY	0	1	0	0	0	0	0	1	2		3	9
50ALB-ROBBERY ALARM BUSINESS	7	4	0	5	1	1	0	18	38		17	45
50ALR-ROBBERY ALARM RESIDENCE	1	4	7	6	2	0	0	20	31		13	37
52-SHOOTING	0	0	0	0	0	0	0	0	1		0	0
52A-SHOTS FIRED	1	0	0	1	1	1	0	4	12		6	11
56-STOLEN VEHICLE	2	6	1	5	4	2	0	20	30		30	42
56B-RECOVERED STOLEN VEHICLE	0	4	1	6	3	2	3	19	33		16	27
58-SUICIDE	0	0	0	0	1	0	0	1	1		2	3
58A-SUICIDE ATTEMPT	0	6	4	5	2	1	1	19	34		22	43
60-SUSPICIOUS PERSON	76	85	51	80	49	48	6	395	685		362	673
60A-SUSPICIOUS VEHICLE	21	25	6	9	8	19	1	89	160		95	204
61-HOUSE CHECK	14	26	113	85	37	1	0	276	564		273	600
61A-EXTRA PATROL	11	9	7	16	8	7	0	58	138		74	144
61B-TARGET PATROL	1,055	734	112	576	417	560	52	3,506	7,373		3,661	7,551
62-TRAFFIC DETAIL	3	6	2	2	6	1	2	22	33		13	22
64-VANDALISM	7	8	3	10	1	10	0	39	83		73	110
70-TRAFFIC VIOLATOR	434	602	221	279	451	355	269	2,611	5,231		1,822	3,637
72-SPEEDER OR RECKLESS DRIVER	39	67	27	43	110	43	39	368	614		312	539
74-DISABLED OR MOTORIST ASSIST	15	25	8	9	66	4	2	129	264		122	246
76-VEHICLE BLOCKING	17	30	10	30	26	19	9	141	270		116	226
76A-PARKING VIOLATOR	15	19	36	25	12	29	0	136	183		116	170
78-VEHICLE LOCKOUT	9	37	12	22	15	10	1	106	183		87	159
8-ASSAULT	2	3	0	4	0	5	0	14	29		22	40

**CALLS FOR SERVICE SUMMARY**  
**APRIL - JUNE, 2024**

CODE# & DESCRIPTION	DISTRICTS						DISTRICT 0 MUTUAL AID OUTSIDE CITY	APRIL-JUNE 2024 TOTAL	2024 YTD	VS.	APRIL-JUNE 2023 TOTAL	2023 YTD
	001	002	003	004	005	006						
80-ROADWAY OBSTRUCTION	14	23	8	9	33	2	1	90	156		77	143
8A-MENACING THREATS	5	6	3	5	0	2	0	21	37		24	50
8B-TELEPHONE HARASSMENT	1	4	3	5	1	2	0	16	41		11	29
90-DISTURBANCE 2 UNITS	35	45	27	45	23	30	4	209	415		238	424
90A-DISTURBANCE 1 UNIT	18	27	39	59	21	16	1	181	252		176	303
913-FOOT PATROL	169	218	28	294	139	222	70	1,140	2,372		1,468	3,213
96-BEHAVIORAL HEALTH	2	8	5	20	5	1	0	41	100		52	125
<b>TOTAL CALLS</b>	2,290	2,568	1,032	2,425	1,845	1,598	611	12,369	24,369		12,040	23,753
<b>TOTAL CALLS W/O 36C, 61B, 61, 70 &amp; 913</b>	611	979	553	1,187	798	460	220	4,808	8,758		4,748	8,526
<b>911 CALLS RECEIVED</b>								11,094	21,005		15,087	26,670

**CALLS FOR SERVICE**  
**APRIL 1, 2024 - JUNE 30, 2024**

**26.47% DECREASE**



The average response time of citizen initiated calls was 6 minutes with an average time of 55 minutes to handle the call.

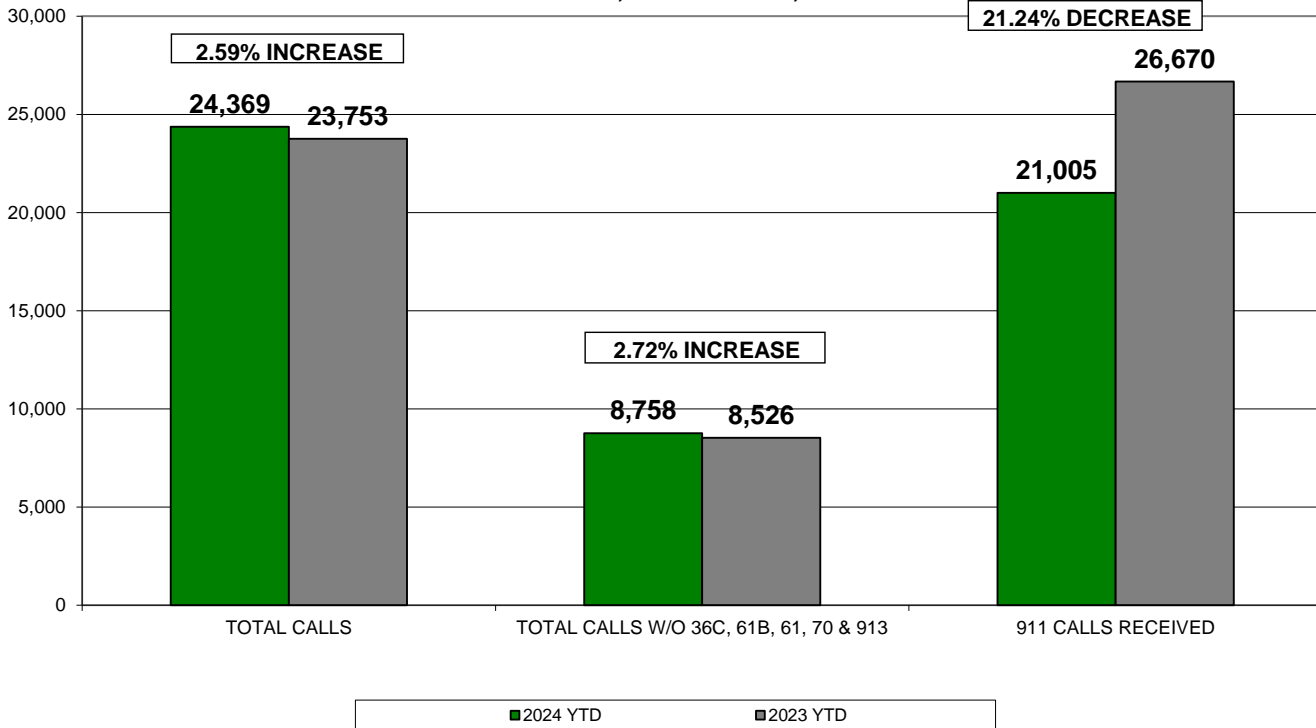
**CALLS FOR SERVICE SUMMARY**  
**JANUARY - JUNE, 2024**

CODE# & DESCRIPTION	DISTRICTS						DISTRICT 0	2024 YTD	vs.	2023 YTD
	001	002	003	004	005	006	MUTUAL AID OUTSIDE CITY			
10-ASSIST OTHER AGENCY	15	22	6	27	21	1	122	214		187
102-NARCOTICS	7	6	3	12	4	1	0	33		35
12-BURGLARY	1	13	4	8	1	1	0	28		30
12AL BURGLAR ALARM	168	299	143	139	153	84	1	987		929
12B-OPEN DOOR OR WINDOW	3	7	7	13	6	1	0	37		40
13-MISCELLANEOUS CALL	89	114	84	516	88	48	76	1,015		907
13B-BANK ESCORT	0	1	0	0	0	0	0	1		2
13C-COMMUNITY SERVICE EVENT	3	0	0	8	0	2	12	25		21
13T-PRISONER TRANSPORT	0	0	0	17	0	0	0	17		13
14-FRAUD BAD CHECK	24	19	29	44	21	9	1	147		173
15-WARRANT SERVICE	1	5	1	61	2	1	16	87		74
16-DECEASED PERSON	2	1	2	4	2	1	0	12		17
16A-DECEASED ANIMAL	0	2	9	0	3	0	0	14		13
18-ANIMAL BITE	0	0	11	2	1	0	0	14		2
18A-ANIMAL COMPLAINT	26	24	39	48	24	9	0	170		128
18B-BARKING DOG	0	2	3	0	0	1	0	6		13
2-ACCIDENT NON INJURY	49	125	31	97	180	25	3	510		491
20-DOMESTIC	2	4	0	10	8	0	1	25		29
24-INTOXICATED PERSON	4	11	3	7	1	18	0	44		37
24A -OMVI	17	41	4	25	29	14	48	178		154
26-FIGHT	1	3	1	0	0	0	0	5		8
28-FIRE RUN	2	4	2	9	11	3	0	31		42
29-EMS RUN	17	29	14	47	15	20	0	142		130
2A-HIT SKIP NON INJURY	17	30	11	22	31	16	0	127		128
2P-ACCIDENT PRIVATE PROPERTY	11	25	5	42	10	7	0	100		92
30-VICE COMPLAINT	2	0	0	0	1	0	0	3		2
32-HOMICIDE	0	0	0	0	0	0	0	0		1
34-JUVENILE COMPLAINT	15	15	35	62	28	29	0	184		139
36-THEFT	81	74	14	48	23	18	0	258		359
36B-FOUND PROPERTY	16	18	7	53	11	18	3	126		122
36C-COURTESY CARD	13	30	5	12	7	4	0	71		226
38-MISSING PERSON	5	5	5	20	8	1	0	44		28
38A-MISSING PERSON RETURNED	2	2	2	2	0	0	0	8		2
4-ACCIDENT INJURIES	17	33	7	15	42	8	1	123		103
40-PERSON WITH A GUN	0	0	1	0	2	0	0	3		13
40A-PERSON WITH A KNIFE	0	0	0	0	0	0	0	0		1
42-UNKNOWN CIRCUMSTANCES	4	7	3	4	5	19	0	42		35
42-UNKNOWN EMERGENCY	3	2	4	5	2	3	0	19		15
42A-911 HANG UP CALL	18	21	3	20	9	21	15	107		151
44-OFFICER IN TROUBLE	0	0	1	0	0	0	2	3		0
46-PROWLER	0	0	0	0	0	0	0	0		1
48-RAPE	1	1	0	4	0	0	0	6		9
48B-SEX OFFENSE	5	3	2	13	2	3	0	28		20
4A-HIT SKIP INJURY	0	1	0	0	1	0	0	2		1
4F-ACCIDENT FATAL	0	0	1	0	1	0	0	2		3
4P-ACCIDENT PRIV PROP INJURY	1	3	0	2	0	0	0	6		2
50-ROBBERY	1	1	0	0	0	0	0	2		9
50ALB-ROBBERY ALARM BUSINESS	13	9	0	8	7	1	0	38		45
50ALR-ROBBERY ALARM RESIDENCE	4	7	9	7	4	0	0	31		37
52-SHOOTING	0	1	0	0	0	0	0	1		0
52A-SHOTS FIRED	2	1	1	2	4	2	0	12		11
56-STOLEN VEHICLE	5	7	1	9	5	2	1	30		42
56B-RECOVERED STOLEN VEHICLE	3	6	2	8	4	3	7	33		27
58-SUICIDE	0	0	0	0	1	0	0	1		3
58A-SUICIDE ATTEMPT	2	6	7	12	4	2	1	34		43
60-SUSPICIOUS PERSON	127	154	85	155	80	78	6	685		673
60A-SUSPICIOUS VEHICLE	31	45	14	21	15	33	1	160		204
61-HOUSE CHECK	25	65	209	154	110	1	0	564		600
61A-EXTRA PATROL	22	25	22	37	22	10	0	138		144
61B-TARGET PATROL	2,062	1,725	305	1,251	931	1,002	97	7,373		7,551

**CALLS FOR SERVICE SUMMARY**  
**JANUARY - JUNE, 2024**

CODE# & DESCRIPTION	DISTRICTS						DISTRICT 0	2024 YTD	VS.	2023 YTD
	001	002	003	004	005	006	MUTUAL AID OUTSIDE CITY			
62-TRAFFIC DETAIL	5	11	2	4	8	1	2	33		22
64-VANDALISM	17	13	5	19	9	20	0	83		110
70-TRAFFIC VIOLATOR	970	1,043	461	644	742	820	551	5,231		3,637
72-SPEEDER OR RECKLESS DRIVER	51	119	44	76	200	63	61	614		539
74-DISABLED OR MOTORIST ASSIST	30	55	18	27	117	10	7	264		246
76-VEHICLE BLOCKING	34	65	21	61	46	30	13	270		226
76A-PARKING VIOLATOR	19	22	41	43	18	40	0	183		170
78-VEHICLE LOCKOUT	23	55	18	38	30	18	1	183		159
8-ASSAULT	3	7	1	9	3	6	0	29		40
80-ROADWAY OBSTRUCTION	25	39	13	11	61	6	1	156		143
8A-MENACING THREATS	6	11	3	12	3	2	0	37		50
8B-TELEPHONE HARASSMENT	4	9	6	16	3	3	0	41		29
90-DISTURBANCE 2 UNITS	76	84	50	94	59	46	6	415		424
90A-DISTURBANCE 1 UNIT	36	34	47	80	29	25	1	252		303
913-FOOT PATROL	409	461	65	585	325	387	140	2,372		3,213
96-BEHAVIORAL HEALTH	9	19	10	44	16	2	0	100		125
<b>TOTAL CALLS</b>	4,656	5,101	1,962	4,845	3,609	2,999	1,197	24,369		23,753
<b>TOTAL CALLS W/O 36C, 61B, 61, 70 &amp; 913</b>	1,177	1,777	917	2,199	1,494	785	409	8,758		8,526
<b>911 CALLS RECEIVED</b>								21,005		26,670

**CALLS FOR SERVICE**  
**JANUARY 1, 2024 - JUNE 30, 2024**



The average response time of citizen initiated calls was 6 minutes with an average time of 57 minutes to handle the call.



**OFFENSE REPORT SUMMARY**

<b>ACTUAL NUMBER OF OFFENSE REPORTS</b>	<b>APRIL-JUNE 2024</b>	<b>2024 YTD</b>	<b>VS</b>	<b>APRIL-JUNE 2023</b>	<b>2023 YTD</b>
<b>TOTAL</b>	<b>248</b>	<b>529</b>		<b>378</b>	<b>660</b>

<b>GROUP A</b>	<b>DEPARTMENT CLASSIFICATION</b>	<b>IBR CODE</b>	<b>APRIL-JUNE 2023</b>	<b>2023 YTD</b>	<b>APRIL-JUNE 2022</b>	<b>2022 YTD</b>
	AGGRAVATED ASSAULT	13A	4	10	2	6
	ANIMAL CRUELTY	720	1	1	0	0
	ARSON	200	2	2	0	2
	ASSISTING OR PROMOTING PROSTITUTION	40B	0	0	1	1
	BURGLARY/BREAKING AND ENTERING	220	14	27	8	30
	COUNTERFEITING/FORGERY	250	3	5	4	5
	CREDIT CARD/AUTOMATIC TELLER MACHINE FRAUD	26B	0	1	3	5
	DISTRUCTION/DAMAGE/VANDALISM OF PROPERTY	290	23	62	51	79
	DRUG EQUIPMENT VIOLATIONS	35B	5	18	5	11
	DRUG/NARCOTIC VIOLATIONS	35A	10	27	13	23
	EXTORTION/BLACKMAIL	210	0	0	0	2
	FALSE PRETENSES/SWINDLE/CONFIDENCE GAME	26A	3	8	7	8
	FORCIBLE FONDLING	11D	3	7	4	4
	FORCIBLE RAPE	11A	5	9	3	10
	HACKING/COMPUTERINVASION	26G	0	1	0	0
	IDENTITY FRAUD	26F	3	10	1	4
	IMPERSONATION	26C	0	0	0	0
	INTIMIDATION	13C	21	30	10	25
	KIDNAPPING/ABDUCTION/UNLAWFUL RESTRAINT	100	1	1	0	0
	MURDER AND NON-NEGLIGENT MANSLAUGHTER	09A	0	0	0	1
	MOTOR VEHICLE THEFT	240	19	29	32	41
	PORNOGRAPHY/OBSCENE MATERIAL	370	3	3	3	3
	RECEIVING STOLEN PROPERTY	280	4	11	0	4
	ROBBERY	120	1	2	3	8
	SIMPLE ASSAULT	13B	17	46	35	62
	THEFT - ALL OTHER LARCENY	23H	31	72	40	82
	THEFT - POCKET-PICKING	23A	0	0	1	1
	THEFT - PURSE-SNATCHING	23B	0	0	0	1
	THEFT - SHOPLIFTING	23C	15	22	19	26
	THEFT - THEFT FROM BUILDING	23D	7	13	13	24
	THEFT - THEFT FROM MOTOR VEHICLE	23F	19	47	83	110
	THEFT - THEFT OF VEHICLE PARTS OR ACCESSORIES	23G	3	5	9	20
	WEAPON LAW VIOLATIONS	520	2	9	6	11
	WELFARE FRAUD	26D	0	0	0	0
	WIRE FRAUD	26E	0	1	0	0
<b>TOTAL GROUP A</b>			<b>219</b>	<b>479</b>	<b>356</b>	<b>609</b>

<b>B</b>	<b>IBR CODE</b>	<b>APRIL-JUNE</b>	<b>YTD</b>	<b>APRIL-JUNE</b>	<b>YTD</b>	
	BAD CHECKS	90A	0	1	0	0
	CURFEW/LOITERING/VAGRANCY VIOLATIONS	90B	0	0	2	4
	DISORDERLY CONDUCT	90C	4	11	10	15
	DRIVING UNDER THE INFLUENCE	90D	43	85	37	76
	LIQUOR LAW VIOLATIONS	90G	2	6	5	10
	VOYEURISM	90H	0	2	0	1
	RUNAWAY	90I	1	1	2	2
	TRESPASS OF REAL PROPERTY	90J	6	9	2	8
	ALL OTHER OFFENSES	90Z	11	28	12	29
<b>TOTAL GROUP B</b>			<b>67</b>	<b>143</b>	<b>70</b>	<b>145</b>

<b>TOTAL OFFENSES</b>	<b>286</b>	<b>622</b>	<b>426</b>	<b>754</b>
-----------------------	------------	------------	------------	------------

**TRAFFIC ENFORCEMENT SUMMARY**

<b>NUMBER OF CITATIONS ISSUED</b>	<b>APRIL-JUNE 2024</b>	<b>2024 YTD</b>	<b>APRIL-JUNE 2023</b>	<b>2023 YTD</b>
<b>TOTAL</b>	<b>1,018</b>	<b>2,086</b>	<b>687</b>	<b>1,125</b>

<b>TYPE OF CITATION &amp; SECTION#</b>	<b>APRIL-JUNE 2024</b>	<b>2024 YTD</b>	<b>APRIL-JUNE 2023</b>	<b>2023 YTD</b>
ACDA	45	79	52	80
ASSURED CLEAR DISTANCE, SPEED/ACDA	4	8	6	9
CHILD RESTRAINT SYSTEM, EXCEPTIONS	2	2	0	1
CHILD SUPPORT (SUS)	1	1	0	1
COMPLIANCE WITH LAWFUL ORDER OF POLICE OFFICER; FLEEING	0	1	0	0
CRIMINAL OFFENSES	1	1	0	0
DISPLAY LICENSE/VALIDATION	4	6	7	14
DISPLAY OF LICENSE PLATES	50	115	53	102
DIVIDED ROADWAYS	2	4	2	3
DRIVER LICENSE SUSPENDED	3	5	0	3
DRIVERS LICENSE REQUIRED - MORE THAN ONE PROHIBITED	0	0	0	1
DRIVING ON RIGHT HALF OF ROADWAY	0	0	0	1
DRIVING SIDEWALK/LAWN	0	0	1	1
DRIVING TO LEFT OF CENTER OF ROADWAY	0	1	0	1
DRIVING UNDER SUSPENSION OR VIOLATION OF LICENSE RESTRICTION	8	17	7	12
DRIVING UNSAFE VEHICLE	0	1	0	1
DRIVING UPON CLOSED ROADWAY	0	0	0	1
DRIVING UPON DIVIDED ROADWAYS	1	3	1	4
DRIVING WHILE UNDER THE INFLUENCE OF ALCOHOL/ DRUGS	59	119	46	91
DRIVING WHILE UNDER THE INFLUENCE OF ALCOHOL/ DRUGS JUVENILE	1	1	0	0
DRIVING WITH TEMP PERMIT W/O LICENSED DRIVER	4	4	2	2
DRIVING WITHIN MARKED LANES	11	24	17	28
DUS - 12 POINT SUSPENSION	1	1	1	1
DUS - FRA	33	61	19	40
DUS - OVI COURT SUSPENSION	0	4	0	3
DUS - OVI SUSPENSION	3	6	1	4
DUS- FAIL TO REINSTATE	3	4	0	2
DUS NON COMPLIANCE SUSPENSION	1	5	2	3
DUS OR VIOLATION OF LICENSE RESTRICTION	1	10	6	16
EARPHONES ON OPERATOR PROHIBITED	1	1	0	0
EXP REGISTRATION	2	5	0	2
EXPIRED PLATES	0	0	1	1
FAILURE TO REGISTER	0	1	0	1
FAIL TO CONTROL	8	18	11	20
FAIL TO STOP AT RED LIGHT	0	0	1	1
FAIL TO YIELD-PRIVATE DRIVE	0	0	0	1
FAILURE TO CONTROL	30	51	27	45
FAILURE TO REGISTER	0	1	0	0
FAILURE TO REINSTATE OL	10	15	5	11
FAILURE TO YIELD RIGHT OF WAY	0	0	2	2
FAULTY EXHAUST SYSTEM	1	1	0	0
FICTIOUS PLATES	4	4	0	1
FLASHING RED LIGHT	0	1	0	0
FOLLOW/PARK TOO CLOSE TO EMERGENCY VEH.	4	8	0	0
FTY - STOPPED CRUISER	3	4	0	0
FTY - TURNING LEFT	11	20	7	17
HEADLIGHT ILLUMINATION REQUIREMENTS	0	1	0	0
HIT/SKIP - CODE 2/4	2	4	2	2
IMPROPER PASSING	1	1	0	0
IMPROPER TURNS AT INTERSECTION	0	1	0	1
INATTENTION	0	0	0	2
JUNK VEHICLE	0	1	0	0
JUVENILE TRAFFIC OFFENDER	0	0	3	6
LANE CHANGE - UNSAFE	7	18	5	10
LANES OF TRAVEL UPON ROADWAYS	1	2	0	3
LEAVING THE SCENE OF AN ACCIDENT	0	0	1	1
LEFT OF CENTER	10	21	11	15
LICENSE FORFEIT	4	4	1	4
LIGHTED HEADLIGHTS	4	7	0	5
LOADS DROPPING - LEAKING; TRACKNG MUD	1	1	0	0
LOUD NOISE FROM A MOTOR VEHICLE	1	1	0	0

**TRAFFIC ENFORCEMENT SUMMARY**

<b>NUMBER OF CITATIONS ISSUED</b>	<b>APRIL-JUNE 2024</b>	<b>2024 YTD</b>	<b>APRIL-JUNE 2023</b>	<b>2023 YTD</b>
<b>TOTAL</b>	<b>1,018</b>	<b>2,086</b>	<b>687</b>	<b>1,125</b>

<b>TYPE OF CITATION &amp; SECTION#</b>	<b>APRIL-JUNE 2024</b>	<b>2024 YTD</b>	<b>APRIL-JUNE 2023</b>	<b>2023 YTD</b>
MARKED LANES	0	0	2	3
MV STOP LIGHTS	2	4	0	0
NO LICENSE PLATE LIGHT	3	5	0	0
NO OPERATOR'S LICENSE	90	187	46	102
NON COMPLIANCE SUSPENSION	6	16	3	5
OBEYING TRAFFIC CONTROL DEVICES	6	9	5	10
OBSCURED PLATES	0	2	0	0
OCCUPENT RESTRAINING DEVICES	2	2	0	0
ONE-WAY TRAFFIC - ROTARY ISLANDS	0	0	1	2
OPEN CONTAINER LIQUOR	1	1	0	1
OPERATING MV OR MOTORCYCLE WITHOUT VALID LICENSE	5	12	3	9
OPERATION OF VEHICLE OTHER THAN BICYCLE ON SIDEWALK	1	1	0	0
OVI PER SE	0	1	0	0
OVI PER SE BREATH (.17 + (SUPER)	4	10	4	10
OVI REFUSAL CONVICTION (PRIOR W/20 YRS)	10	22	12	16
OVI, BREATH	9	19	6	17
PARADES AND ASSEMBLAGES	0	1	0	0
PASSING - DOUBLE YELLOW	0	1	1	2
PASSING WITHOUT SAFETY	1	1	0	1
PHYSICAL CONTROL	0	0	0	1
PHYSICAL CONTROL UNDER INFLUENCE	0	0	0	1
PROHIBITED ACTS	1	2	0	0
PROHIBITED U-TURN	1	1	0	0
PROVIDING FALSE INFORMATION TO POLICE OFFICER	1	1	0	0
RECKLESS OPERATION	2	2	1	2
RECKLESS OPERATION - PRIVATE	1	2	0	0
RECKLESS OPERATION - ROADWAY	1	1	2	2
RECKLESS OP-PRIVATE PROPERTY	1	1	0	0
RIGHT OF WAY AT INTERSECTIONS	1	1	0	0
RIGHT OF WAY RULE WHEN TURNING LEFT	1	2	1	2
RIGHT OF WAY/LEFT	2	6	1	3
RIGHT-OF-WAY ON ROADWAY	2	6	0	2
RULES FOR TURNS AT INTERSECTIONS	2	5	0	1
RULES GOVERNING OVERTAKING AND PASSING OF VEHICLES	0	1	0	0
SEAT BELTS REQUIRED	1	2	1	2
SIGNAL LIGHTS	6	9	2	6
SLOW SPEED	2	17	1	2
SPEED - SCHOOL ZONE	53	163	38	62
SPEED LIMIT	614	1,217	313	421
SQUEALING TIRES - NOISE	2	2	1	2
STARTING AND BACKING VEHICLE	0	1	3	4
STOP AND YIELD SIGNS	4	6	6	9
STOP SIGNS	20	33	23	29
STOPPING AFTER ACCIDENT	6	10	2	3
STOPPING AFTER ACCIDENT INVOLVING DAMAGE PERSONAL PROPERTY	0	1	0	0
STOPPING AFTER ACCIDENT INVOLVING DAMAGE TO REALITY	0	0	0	1
STOPPING AFTER ACCIDENT INVOLVING INJURY TO PERSONS OR PROP.	2	3	0	0
STOPPING AFTER INJURY ACCIDENT	0	1	1	1
STOPPING AT SIDEWALK WHILE EMERGING	1	1	0	0
STREET RACING PROHIBITED	0	0	3	3
TAIL LIGHT - ILLUMINATION OF REAR LICENSE PLATE	3	6	0	3
TEMP PERMIT (OPERATING SOLO)	7	16	3	7
TEMPORARY INSTRUCTION PERMIT	5	10	2	2
TEXTING WHILE DRIVING	0	0	0	1
TIME FOR LIGHTED LIGHTS ON MOTOR VEHICLES	1	1	1	2
TRAFFIC CHARGES - HEADLIGHTS 4513.14A	2	6	1	2
TRAFFIC CHARGES - NO OPS 4510.12A1	1	2	1	1
TRAFFIC CHARGES - RIGHT OF WAY	0	3	2	2
TRAFFIC CONTROL DEVICE	1	1	0	3
TRAFFIC CONTROL SIGNAL TERMS AND LIGHTS	7	18	9	25
TRAFFIC SIGNAL RIGHT TURN ON RED	1	1	0	0

**TRAFFIC ENFORCEMENT SUMMARY**

<b>NUMBER OF CITATIONS ISSUED</b>	<b>APRIL-JUNE 2024</b>	<b>2024 YTD</b>	<b>APRIL-JUNE 2023</b>	<b>2023 YTD</b>
<b>TOTAL</b>	<b>1,018</b>	<b>2,086</b>	<b>687</b>	<b>1,125</b>

<b>TYPE OF CITATION &amp; SECTION#</b>	<b>APRIL-JUNE 2024</b>	<b>2024 YTD</b>	<b>APRIL-JUNE 2023</b>	<b>2023 YTD</b>
TRANSFER OF OWNERSHIP AND REGISTRATION	1	1	0	0
TRAVELING IN OPPOSITE DIRECTIONS	0	0	1	1
TURN AND STOP SIGNAL	1	3	2	3
TURN SIGNAL REQUIRED	3	6	6	10
TURNING IN ROADWAY PROHIBITED	1	1	1	1
TWO LIGHTS DISPLAYED	1	3	0	4
TWO OR MORE STOP LIGHTS REQUIRED	2	5	0	0
UNSAFE BACKING	2	2	1	1
UNSAFE LANE CHANGE	6	15	12	19
UNSAFE VEHICLE	0	0	0	1
USE ILLEGAL PLATES; TRANSFER OF REGISTRATION	2	4	2	3
USE OF SUNSCREENING, WINDOW TINT	2	3	0	1
USING TINTED GLASS AND OTHER VISION OBSCURING MATERIALS	2	4	1	1
U-TURN PROHIBITED	0	1	0	0
VEHICLES TRAVELING IN OPPOSITE DIRECTIONS	0	0	1	1
VIOL. PROBATIONARY LICENSE	0	0	0	1
WRONGFUL ENTRUSTMENT	0	1	0	0
YIELD SIGNS	3	5	4	10
<b>TOTAL</b>	<b>1,264</b>	<b>2,584</b>	<b>832</b>	<b>1,418</b>

**PARKING CITATION CHARGES**

<b>TYPE OF CITATION &amp; SECTION#</b>	<b>APRIL-JUNE 2024</b>	<b>2024 YTD</b>	<b>APRIL-JUNE 2023</b>	<b>2023 YTD</b>
HANDICAP PARKING	2	4	2	2
MANNER OF PARALLEL PARKING; HANDICAPPED PARKING	1	1	1	1
MAX CONTINUOUS STREET PARKING - SAME LOCATON	0	2	0	0
PARKING FIRE LANE	0	1	1	1
PARKING ON PRIVATE PROPERTY	0	1	0	0
PROHIBITED PARKING ON STREETS & HIGHWAYS	1	1	0	0
PROHIBITED STANDING OR PARKING PLACES	4	4	0	1
<b>TOTAL</b>	<b>8</b>	<b>14</b>	<b>4</b>	<b>5</b>

<b>TOTAL CITATIONS</b>	<b>1,272</b>	<b>2,598</b>	<b>836</b>	<b>1,423</b>
------------------------	--------------	--------------	------------	--------------

**ADULT ARREST SUMMARY**

<b>ACTUAL NUMBER OF ADULTS ARRESTED</b>	<b>APRIL-JUNE 2024</b>	<b>2024 YTD</b>	<b>APRIL-JUNE 2023</b>	<b>2023 YTD</b>
<b>TOTAL</b>	<b>154</b>	<b>299</b>	<b>115</b>	<b>232</b>

<b>BREAKDOWN OF CHARGES</b>	<b>APRIL-JUNE 2024</b>	<b>2024 YTD</b>	<b>APRIL-JUNE 2023</b>	<b>2023 YTD</b>
AGGRAVATED MENACING	3	3	4	6
AGGRAVATED ROBBERY	0	0	0	1
ANIMALS OR FOWL RUNNING AT LARGE	1	1	0	1
ARSON	1	1	0	0
ASSAULT	5	11	10	17
ATTEMPT TO COMMIT THEFT	0	0	1	1
BENCH WARRANT	1	2	1	1
BREAKING AND ENTERING	0	1	0	0
COMPLIANCE WITH LAWFUL ORDER OF POLICE OFFICER; FLEEING	0	1	0	0
COMPLICITY	0	0	0	1
CRIMINAL DAMAGING/ENDANGERING	0	2	1	1
CRIMINAL TRESPASS	4	5	0	3
CRUELTY TO ANIMALS; CRUELTY TO COMPANION ANIMALS	1	1	0	0
DECEPTION TO OBTAIN A DANGEROUS DRUG	1	1	0	0
DISCHARGE OF FIREARM ON OR NEAR PROHIBITED PREMISES	0	2	0	0
DISORDERLY CONDUCT	2	5	3	3
DOMESTIC VIOLENCE - SIMPLE ASSAULT	4	10	9	13
DOMESTIC VIOLENCE - MENACING OR INTIMIDATION	2	2	3	5
DOMESTIC VIOLENCE - USE OF WEAPON OR AGGRAVATED INJURY	0	1	0	0
DRIVING UNDER OVI SUSPENSION	0	1	0	1
DRIVING UNDER SUSPENSION	0	2	0	0
DRIVING UNDER SUSPENSION OR VIOLATION OF LICENSE RESTRICTION	1	1	0	0
DRIVING WHILE UNDER THE INFLUENCE OF ALCOHOL/ DRUGS	52	105	40	83
DRIVING WITHIN MARKED LANES	0	0	1	1
DRUG ABUSE - MARIJUANA	0	1	3	3
DRUG ABUSE - SCHEDULE I OR II SUBSTANCE	0	1	0	0
DRUG PARAPHERNALIA	2	8	1	3
DUS NON COMPLIANCE SUSPENSION	2	3	0	0
ENDANGERING CHILDREN	3	4	1	1
EXP REGISTRATION	0	2	0	0
FAIL TO CONTROL	0	2	0	3
FAILURE TO APPEAR	1	2	0	0
FAILURE TO APPEAR; ISSUANCE OF WARRANT	1	2	3	3
FAILURE TO COMPLY WITH ORDER OR SIGNAL OF P.O.	1	1	0	0
FAILURE TO COMPLY WITH ORDER OR SIGNAL OF P.O. - ELUDE OR F	0	0	0	1
FAILURE TO CONTROL	0	2	0	0
FAILURE TO DISCLOSE PERSONAL INFORMATION	1	1	0	0
FALSIFICATION	2	3	2	3
FELONIOUS ASSAULT	1	3	1	1
FLASHING RED LIGHT	1	1	0	0
GROSS SEXUAL IMPOSITION	0	1	0	0
HAVING PHYSICAL CONTROL OF VEHICLE WHILE UNDER THE INFLUENCE	1	1	0	2
IMPROPERLY DISCHARGING FIREARM AT OR INTO HABITATION OR SCH	2	1	0	0
IMPROPERLY HANDLING FIREARMS IN A MOTOR VEHICLE	0	2	0	0
INTERFERENCE W/CUSTODY	1	1	0	0
KIDNAPPING	0	1	0	0
LEAVING THE SCENE OF AN ACCIDENT	0	1	0	0
MARIJUANA DRUG PARAPHERNALIA	0	0	0	1
MARKED LANES	3	5	0	0
MENACING	1	1	1	2
MENACING BY STALKING	0	1	0	0
MOTOR VEHICLE THEFT	0	1	0	0
NO OPS	3	7	0	0
OBSTRUCTING OFFICIAL BUSINESS	2	4	1	2
OFFENSES INVOLVING COUNTERFEIT CONTROLLED SUBSTANCE - POSSES	1	2	0	0
OFFENSES INVOLVING UNDERAGE PERSONS	0	1	0	0
OPEN CONTAINER LIQUOR	0	0	1	1
OPEN CONTAINER PROHIBITED	0	0	0	1
OUT OF JURISDICTION WARRANT	1	1	0	0
OVI	0	0	1	1

**ADULT ARREST SUMMARY**

<b>ACTUAL NUMBER OF ADULTS ARRESTED</b>	<b>APRIL-JUNE 2024</b>	<b>2024 YTD</b>	<b>APRIL-JUNE 2023</b>	<b>2023 YTD</b>
<b>TOTAL</b>	<b>154</b>	<b>299</b>	<b>115</b>	<b>232</b>

<b>BREAKDOWN OF CHARGES</b>	<b>APRIL-JUNE 2024</b>	<b>2024 YTD</b>	<b>APRIL-JUNE 2023</b>	<b>2023 YTD</b>
PAROLE VIOLATION	0	1	0	0
POSSESSING DRUG ABUSE INSTRUMENTS	1	3	0	0
POSSESSION OF DRUGS	7	16	4	9
POSSESSION, SALE OR DISCHARGE PROHIBITED	0	0	1	1
PROHIBITED ACTS	0	1	0	0
PROHIBITIONS AGAINST CONSUMPTION IN MOTOR VEHICLE	0	1	0	0
PUBLIC INDECENCY	0	4	0	0
RAPE	0	1	0	2
RECEIVING STOLEN PROPERTY	1	3	1	4
RESISTING ARREST	1	3	0	0
ROBBERY	0	0	1	1
ROMV - OFF STREET	0	1	0	0
RULES FOR TURNS AT INTERSECTIONS	0	2	0	0
SALES TO & USE BY UNDERAGE PERSONS; SECURING PUBLIC ACCOMA.	1	1	0	0
SEXUAL BATTERY	0	1	0	0
SEXUAL IMPOSITION	1	1	0	0
SIGNAL LIGHTS	0	1	0	0
SOLICITING	0	0	1	1
SOLICITING - W/O PERMIT	0	0	1	1
SPEED	2	2	0	0
STRANGULATION - CAUSE OR CREATE RISK OF SERIOUS HARM	1	1	0	0
TELECOMMUNICATIONS HARASSMENT	0	0	1	1
THEFT - ALL OTHER LARCENY	3	6	3	6
THEFT - FROM BUILDING	1	1	0	0
THEFT - PETTY (<\$1000)	6	12	0	2
THEFT - SHOPLIFTING	1	3	0	1
TURN SIGNAL REQUIRED	0	1	0	0
UNLAWFUL SEXUAL CONDUCT WITH A MINOR - STATUTORY RAPE	0	0	0	1
USING TINTED GLASS AND OTHER VISION OBSCURING MATERIALS	1	1	0	0
USING WEAPONS WHILE INTOXICATED	1	1	1	1
VANDALISM	2	2	0	0
VIOLATE PROTECTION ORDER OR CONSENT AGREEMENT	0	2	2	6
WARRANT ARREST FOREIGN AGENCY	39	65	20	39
WARRANT ARREST FTA/FTC	25	33	10	29
<b>TOTAL CHARGES</b>	<b>202</b>	<b>395</b>	<b>134</b>	<b>271</b>

**JUVENILE ARREST SUMMARY**

<b>ACTUAL NUMBER OF JUVENILES ARRESTED</b>	<b>APRIL-JUNE 2024</b>	<b>2024 YTD</b>	<b>APRIL-JUNE 2023</b>	<b>2023 YTD</b>
<b>TOTAL</b>	<b>13</b>	<b>34</b>	<b>28</b>	<b>41</b>

<b>BREAKDOWN OF CHARGES</b>	<b>APRIL-JUNE 2024</b>	<b>2024 YTD</b>	<b>APRIL-JUNE 2023</b>	<b>2023 YTD</b>
ARSON	0	0	0	1
ASSAULT	2	5	4	4
ATTEMPT	0	1	1	1
BREAKING AND ENTERING	0	3	0	0
COMPLICITY	0	1	0	0
CRIMINAL DAMAGING OR ENDANGERING	1	0	0	1
CRIMINAL DAMAGING/ENDANGERING	0	3	0	0
CRIMINAL MISCHIEF	0	1	6	6
CRIMINAL TRESPASS	5	7	2	4
CURFEW	0	0	1	3
CURFEW (13-17)	0	1	5	6
DISORDERLY CONDUCT	0	2	0	2
DOMESTIC VIOLENCE - SIMPLE ASSAULT	2	4	0	0
DOMESTIC VIOLENCE - MENACING OR INTIMIDATION	0	0	0	1
DRIVING WHILE UNDER THE INFLUENCE OF ALCOHOL/ DRUGS	0	0	1	1
DRUG ABUSE - MARIJUANA	0	2	2	2
FAILURE TO COMPLY WITH ORDER OR SIGNAL OF P.O. - ELUDE OR F	0	0	1	1
FAILURE TO DISCLOSE PERSONAL INFORMATION	0	0	1	1
FELONIOUS ASSAULT	0	1	0	0
GROSS SEXUAL IMPOSITION	0	0	1	1
HARASSMENT BY INMATE	0	0	1	1
IDENTITY FRAUD	0	1	0	0
INCOMPLETE REPORT	0	1	0	0
INDUCING PANIC	1	1	2	2
JUVENILE CIGARETTE OR OTHER TABACCO PRODUCTS VIOLATIONS	0	0	1	1
MARIJUANA DRUG PARAPHERNALIA	0	2	1	1
MENACING	0	0	0	1
MISUSE OF CREDIT CARD	1	1	0	0
OBSTRUCTING OFFICIAL BUSINESS	0	0	2	2
OFFENSES INVOLVING UNDERAGE PERSONS	3	3	5	7
OPEN CONTAINER	0	0	1	1
OPEN CONTAINER LIQUOR	0	0	1	2
PERSONS UNDER 21 NOT TO PURCHASE BEER OR LIQUOR	0	0	0	1
POSSESSING CRIMINAL TOOLS	0	0	2	2
POSSESSION OF DRUGS	0	0	2	2
PROHIBITED ACTS	0	1	0	0
RECEIVING STOLEN PROPERTY	1	1	4	4
THEFT - ALL OTHER LARCENY	0	1	0	0
THEFT - FROM MOTOR VEHICLE	0	1	0	0
TRAFFICKING IN DRUGS	0	0	0	1
UNAUTHORIZED USE OF PROPERTY- COMPUTER	0	1	0	0
VANDALISM	0	1	2	2
WARRANT ARREST FOREIGN AGENCY	0	0	1	1
<b>TOTAL</b>	<b>16</b>	<b>46</b>	<b>50</b>	<b>66</b>

**ACCIDENTS**

<b>TYPE OF ACCIDENT</b>	<b>APRIL-JUNE 2024</b>	<b>2024 YTD</b>	<b>APRIL-JUNE 2023</b>	<b>2023 YTD</b>
FATAL	1	1	1	2
PROPERTY DAMAGE	84	161	120	194
HIT SKIP	35	64	34	55
INJURY ACCIDENT	62	122	53	91
INJURY HIT SKIP	1	3	1	1
<b>TOTALS</b>	<b>183</b>	<b>351</b>	<b>209</b>	<b>343</b>

## ACCIDENT ANALYSIS

### April - June 2024

April 1, 2024 through June 30, 2024 there were 183 reported traffic accidents, resulting in an average 2.03 accidents/day. Compared to 2023, accidents decreased 12.4% (2024 = 183; 2023 = 209).

Personal injury accidents (64) accounted for 35.0% of the total. Property damage accidents accounted for the majority of our activity with 119 reports being filed (65.0%).

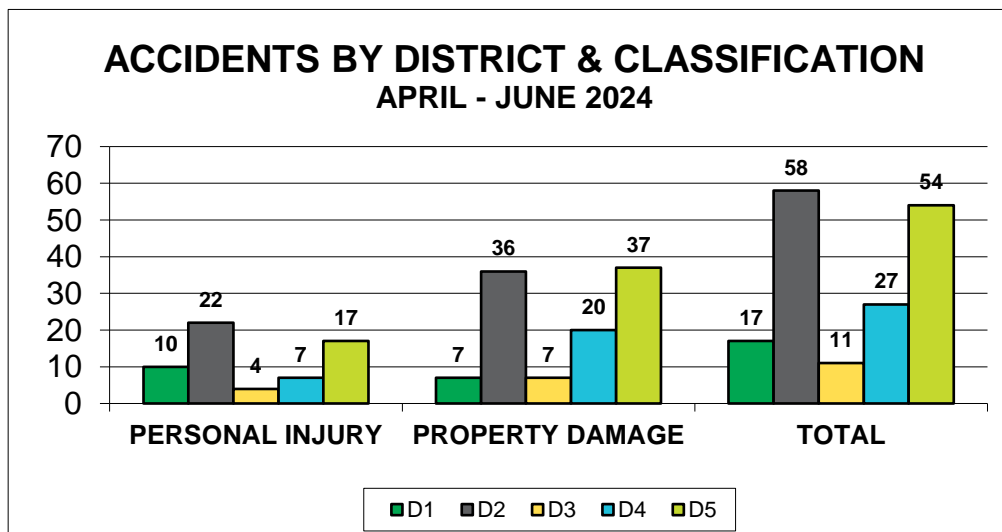
District 2 experienced the majority of accidents (58 or 31.7%) followed by District 5 with 54 accidents (29.5%). There were 17 collisions in District 1 (9.3%); 11 collisions in District 3 (6.0%); 27 collisions in District 4 (14.8%); and 16 collisions in District 6 (8.7%). The busiest day of the week for accident activity for the reporting period was Thursday with 36 accidents (19.7%) reported. The second busiest day was Friday with 30 accidents (16.4%) reported. Accident activity for the remaining days of the week were as follows: Sunday = 22 (12.0%); Monday = 29 (15.8%); Tuesday = 24 (13.1%); Wednesday = 17 (9.3%); and Saturday = 25 (13.7%).

The most frequent contributing factor was Following Too Closely which accounted for 49 or 26.8% of the accidents. The next most recurrent contributing factor was Failure To Yield accounting for 40 or 21.9% of the accidents for the reporting period. The busiest time of day for accident activity was between 4PM-5PM with 37 (20.2%) accidents.

Seven (7) crashes were identified as having been alcohol related (3.8%). One hundred forty (140) citations were issued to at fault drivers as a result of their accidents 76.5%

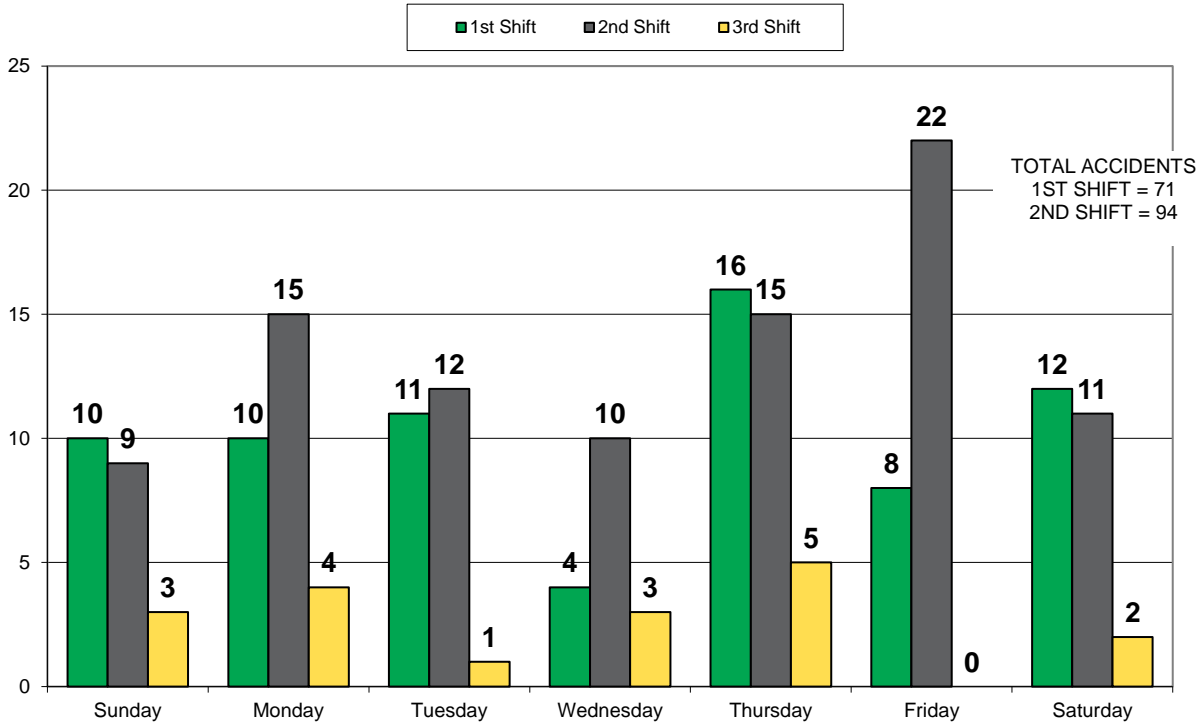
### ACCIDENTS BY DISTRICT & CLASSIFICATION

DISTRICT	PERSONAL INJURY	PROPERTY DAMAGE	TOTAL
D1	10	7	17
D2	22	36	58
D3	4	7	11
D4	7	20	27
D5	17	37	54
D6	4	12	16
<b>TOTAL</b>	<b>64</b>	<b>119</b>	<b>183</b>

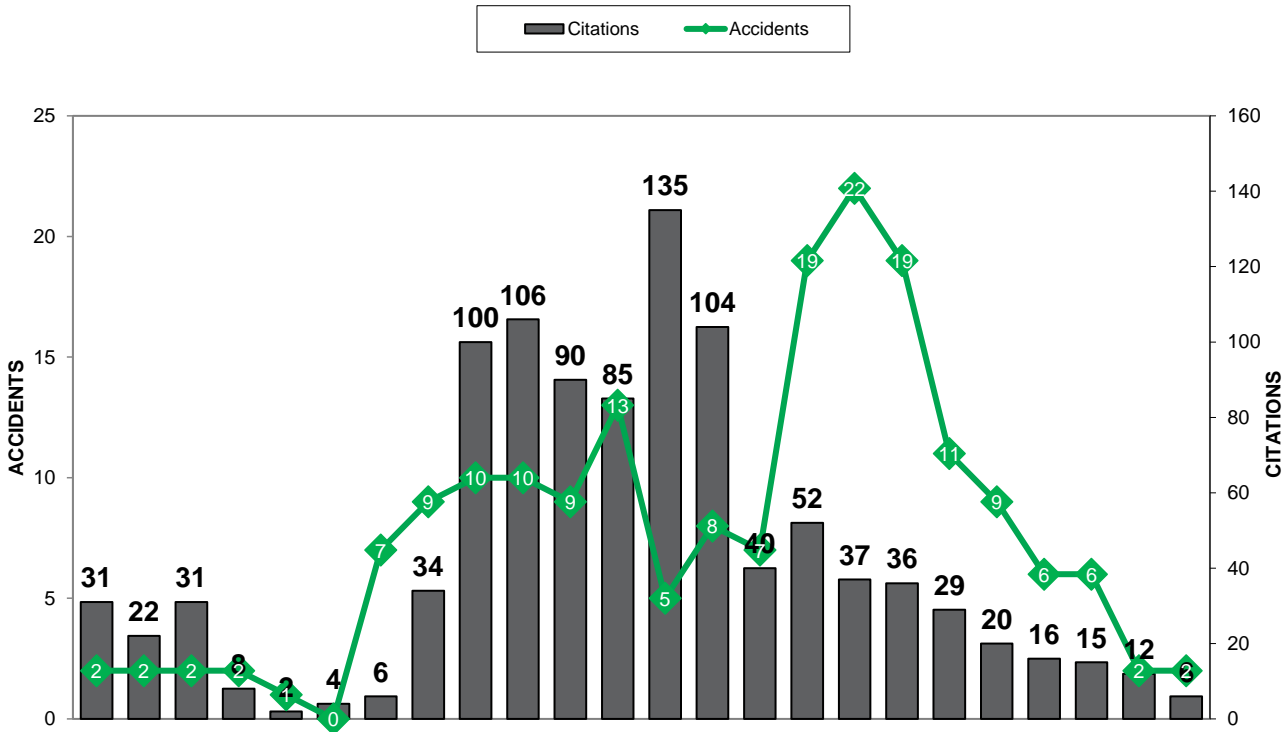




### ACCIDENTS BY DAY OF WEEK & SHIFT APRIL 1 - JUNE 30, 2024



### ACCIDENTS & CITATIONS BY HOUR APRIL 1 - JUNE 30, 2024



## ACCIDENT ANALYSIS January - June 2024

January 1, 2024 through June 30, 2024 there were 351 reported traffic accidents, resulting in an average 1.93 accidents/day. Compared to 2023, accidents increased 2.33% (2024 = 351; 2023 = 343).

Personal injury accidents (126) accounted for 35.9% of the total (1 fatal). Property damage accidents accounted for the majority of our activity with 225 reports being filed (64.1%).

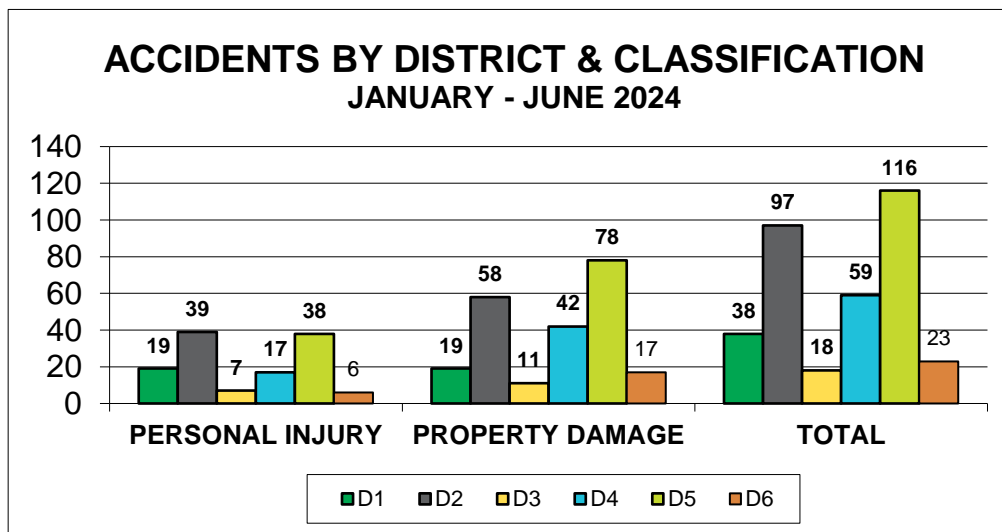
District 5 experienced the majority of accidents (116 or 33.0%) followed by District 2 with 97 accidents (27.6%). There were 38 collisions in District 1 (10.8%); 18 collisions in District 3 (5.1%); 59 collisions in District 4 (16.8%); and 23 collisions in District 6 (6.6%). The busiest day of the week for accident activity for the reporting period was Thursday with 69 accidents (19.7%) reported. The second busiest day was Friday with 57 accidents (16.2%) reported. Accident activity for the remaining days of the week were as follows: Sunday = 38 (10.8); Monday = 50 (14.2%); Tuesday = 43 (12.3%); Wednesday = 45 (12.8%); and Saturday = 49 (14.0%).

The most frequent contributing factor was Following Too Closely which accounted for 92 or 26.2% of the accidents. The next most recurrent contributing factor was Failure To Yield accounting for 69 or 19.7% of the accidents for the reporting period. The busiest time of day for accident activity was between 4PM-5PM with 37 (10.5%) accidents.

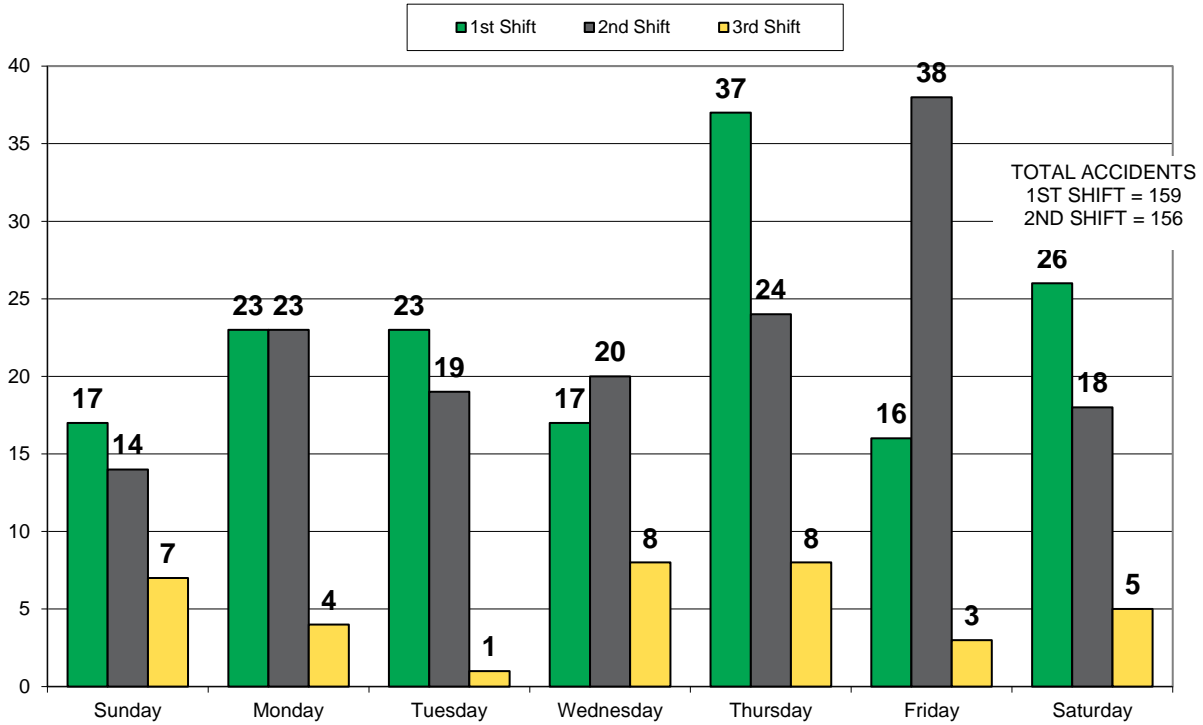
Eleven (11) crashes were identified as having been alcohol related (3.13%). Two hundred sixty (260) citations were issued to at fault drivers as a result of their accidents 74.1%

### ACCIDENTS BY DISTRICT & CLASSIFICATION

DISTRICT	PERSONAL INJURY	PROPERTY DAMAGE	TOTAL
D1	19	19	38
D2	39	58	97
D3	7	11	18
D4	17	42	59
D5	38	78	116
D6	6	17	23
<b>TOTAL</b>	<b>126</b>	<b>225</b>	<b>351</b>



### ACCIDENTS BY DAY OF WEEK & SHIFT JANUARY 1 - JUNE 30, 2024



### ACCIDENTS & CITATIONS BY HOUR JANUARY 1 - JUNE 30, 2024

