



# Dublin Police Department

## Quarterly Report

January – March 2022



# Agency Quarterly Activity

January – March 2022



## Focus & Results

### Goal #1: Enhance our readiness and demonstrate our ability to effectively respond to and successfully resolve critical incidents and/or major crimes

- > Clearance rate of violent crimes decreased from 2021 by 78%
- > 0.68% increase in reported crimes YTD from 2021

### Goal #2: Reduce theft offenses throughout the city

- > 12.4% increase in theft offenses from 2021 YTD
- > 20.5% increase in thefts from vehicles from 2021 YTD
- > 62.5% increase in burglaries and B&Es from 2021 YTD

### Goal #3: Improve overall traffic safety in the city

- > 31.0% increase in traffic crashes from 2021 YTD
- > 43.5% increase in injury traffic crashes from 2021 YTD
- > 40.0% decrease in OVI related traffic crashes from 2021 YTD

### Goal #4: Enhance and demonstrate our ability to effectively address issues of significant community concern

The department continues to target areas that have seen an increase in theft from vehicle activity, complaints related to parking garages in the Historic Dublin and Bridge Park areas, and continue enforcement efforts throughout the city with traffic and/or speeding concerns.

## Personnel Highlights & Staffing

During the first quarter of 2022, the Dublin Police Department conducted the following promotional and ancillary selection processes:

#### Promotional Process:

- 1 Sergeant Promotional Process

#### Ancillary Selection Process:

- 1 Community Education Unit Officer Ancillary Selection Process;
- 1 Community Impact Unit Investigator Ancillary Selection Process

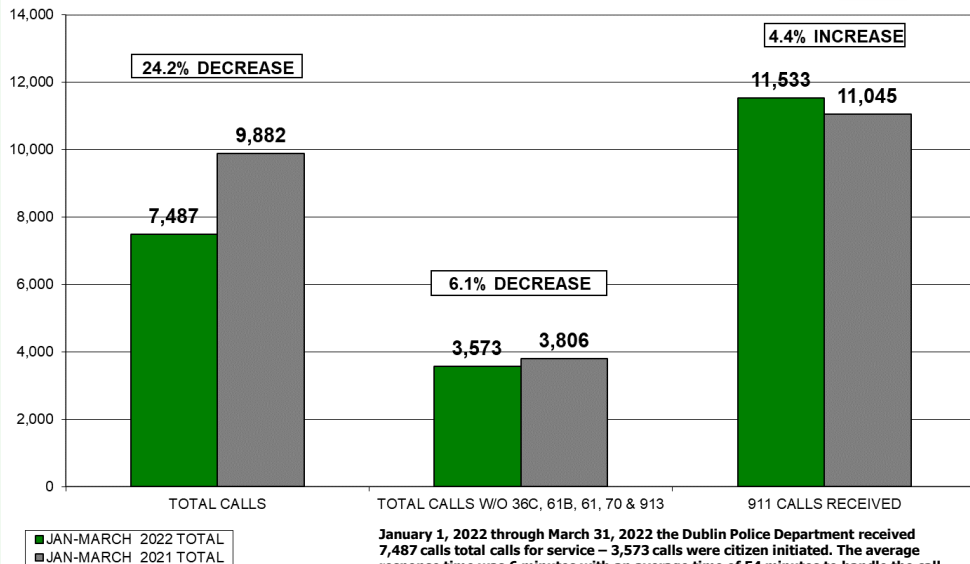
Additionally, the department saw the retirement of 2 police officers. We thank them for their service and commitment to the City of Dublin.

#### Staffing Levels:

Staffing Levels:	Authorized/Actual
Chief of Police	1/1
Deputy Chief	2/2
Civilian Bureau Commander	1/1
Police Sergeant	6/6
Police Corporal	9/8*
Police Officer	56/52*
Law Enforcement Planner	1/1
Public Safety Intelligence Analyst	1/0*
Accreditation Manager	1/1
Administrative Support III	1/1
Records Supervisor	1/1
Records Technician II	3/3
Records Technician I	1/1
Police Property Technician	1/1
Operations Manager	1/1
Communications Manager	3/3
Communications Supervisor	6/5*
Communications Technician	29/27*
<b>Totals</b>	<b>124/110*</b>

## CALLS FOR SERVICE

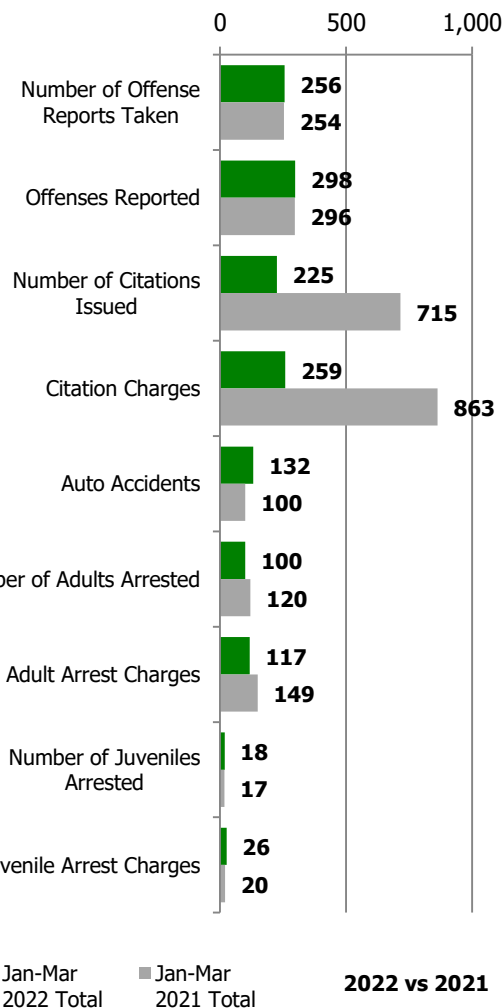
JANUARY 1, 2022 - MARCH 31, 2022



January 1, 2022 through March 31, 2022 the Dublin Police Department received 7,487 calls total calls for service – 3,573 calls were citizen initiated. The average response time was 6 minutes with an average time of 54 minutes to handle the call.

## Other Reported Activity

- Number of Offense Reports = 256
- Total Offenses Reported = 298
- Number of Citations Issued = 225
- Total Citations = 259
- Total Accidents Reported = 132
- Number of Adults Arrested = 100
- Adult Arrest Charges = 117
- Number of Juveniles Arrested = 18
- Juvenile Arrest Charges = 26



■ Jan-Mar 2022 Total    ■ Jan-Mar 2021 Total    **2022 vs 2021**

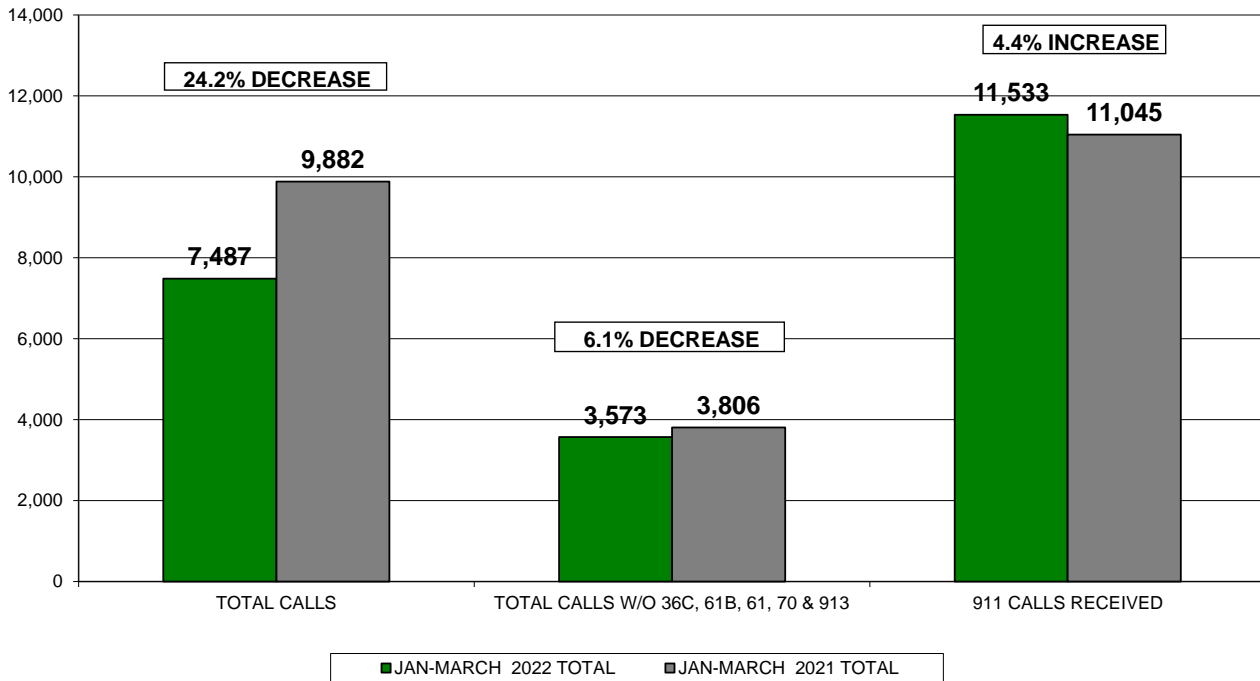
**CALLS FOR SERVICE SUMMARY**  
**JANUARY - MARCH, 2022**

CODE# & DESCRIPTION	DISTRICTS						DISTRICT 0	JAN-MARCH 2022 TOTAL	vs.	JAN-MARCH 2021 TOTAL
	001	002	003	004	005	006	MUTUAL AID OUTSIDE CITY			
10-ASSIST OTHER AGENCY	2	6	4	16	15	2	51	96		89
100-BOMB THREAT	0	0	0	1	0	0	0	1		1
102-NARCOTICS	4	2	2	3	2	0	0	13		15
12-BURGLARY	0	7	2	1	4	0	0	14		8
12AL BURGLAR ALARM	84	75	91	79	64	52	0	445		375
12B-OPEN DOOR OR WINDOW	1	5	1	3	3	0	1	14		24
13-MISCELLANEOUS CALL	37	34	26	142	44	17	27	327		295
13C-COMMUNITY SERVICE EVENT	0	0	0	2	0	0	0	2		0
13T-PRISONER TRANSPORT	0	0	0	6	0	0	3	9		3
14-FRAUD BAD CHECK	13	10	20	35	17	3	0	98		538
15-WARRANT SERVICE	1	6	0	29	0	0	3	39		35
16-DECEASED PERSON	3	1	3	1	2	0	0	10		11
16A-DECEASED ANIMAL	3	1	2	1	0	0	0	7		7
18-ANIMAL BITE	0	2	0	0	0	0	0	2		4
18A-ANIMAL COMPLAINT	6	9	22	12	7	0	1	57		57
18B-BARKING DOG	0	0	0	2	1	0	0	3		5
2-ACCIDENT NON INJURY	16	52	13	34	79	15	5	214		149
20-DOMESTIC	0	6	8	6	9	1	0	30		36
22-DROWNING	0	0	0	0	0	0	0	0		1
24-INTOXICATED PERSON	3	3	0	2	0	5	1	14		15
24A -OMVI	5	10	1	4	14	0	4	38		46
26-FIGHT	0	1	1	1	0	0	0	3		3
28-FIRE RUN	1	2	4	4	1	1	3	16		20
29-EMS RUN	4	7	7	25	12	8	0	63		66
2A-HIT SKIP NON INJURY	5	13	4	9	11	7	0	49		40
2P-ACCIDENT PRIVATE PROPERTY	4	21	6	17	2	1	0	51		29
30-VICE COMPLAINT	0	0	0	0	0	0	0	0		4
34-JUVENILE COMPLAINT	6	12	14	13	6	8	3	62		77
36-THEFT	19	56	5	31	25	9	1	146		131
36B-FOUND PROPERTY	6	8	1	31	3	0	1	50		37
36C-COURTESY CARD	3	1	1	12	1	0	0	18		74
38-MISSING PERSON	1	4	3	1	1	0	0	10		6
38A-MISSING PERSON RETURNED	0	1	0	0	0	0	1	2		2
4-ACCIDENT INJURIES	3	8	3	4	9	2	0	29		19
40-PERSON WITH A GUN	1	1	0	1	3	0	0	6		2
40A-PERSON WITH A KNIFE	0	0	1	0	0	0	0	1		0
42-UNKNOWN CIRCUMSTANCES	1	0	1	1	4	16	0	23		17
42-UNKNOWN EMERGENCY	0	0	0	2	0	1	0	3		1
42A-911 HANG UP CALL	16	13	1	14	11	12	8	75		58
46-PROWLER	0	1	0	0	0	0	0	1		0
48-RAPE	0	1	0	2	0	0	0	3		1
48B-SEX OFFENSE	0	0	2	0	1	1	0	4		10
4A-HIT SKIP INJURY	0	0	0	0	1	0	0	1		1
4P-ACCIDENT PRIV PROP INJURY	0	1	0	1	0	0	0	2		1
50-ROBBERY	1	2	0	0	0	0	0	3		2
50ALB-ROBBERY ALARM BUSINESS	6	7	0	5	0	2	0	20		8
50ALR-ROBBERY ALARM RESIDENCE	0	1	6	5	3	0	0	15		21
52-SHOOTING	0	2	0	0	0	0	0	2		0
52A-SHOTS FIRED	0	1	0	1	0	0	0	2		5
56-STOLEN VEHICLE	2	10	0	5	4	1	0	22		9
56B-RECOVERED STOLEN VEHICLE	1	1	0	8	1	0	4	15		8
58A-SUICIDE ATTEMPT	0	2	3	8	4	0	0	17		18
60-SUSPICIOUS PERSON	39	43	23	52	31	14	4	206		290
60A-SUSPICIOUS VEHICLE	7	26	6	12	8	6	0	65		112
61-HOUSE CHECK	6	22	15	34	50	0	0	127		424
61A-EXTRA PATROL	9	10	15	16	10	3	1	64		115
61B-TARGET PATROL	187	388	92	210	105	230	1	1,213		1,494
62-TRAFFIC DETAIL	1	1	3	0	1	0	0	6		2
64-VANDALISM	0	13	2	13	10	14	1	53		22
70-TRAFFIC VIOLATOR	222	98	101	128	76	71	43	739		1,558
72-SPEEDER OR RECKLESS DRIVER	7	38	5	15	60	13	26	164		189
74-DISABLED OR MOTORIST ASSIST	20	24	9	21	61	1	4	140		160
76-VEHICLE BLOCKING	18	33	18	24	17	8	2	120		97

**CALLS FOR SERVICE SUMMARY**  
**JANUARY - MARCH, 2022**

CODE# & DESCRIPTION	DISTRICTS						DISTRICT 0 MUTUAL AID OUTSIDE CITY	JAN-MARCH 2022 TOTAL	VS.	JAN-MARCH 2021 TOTAL
	001	002	003	004	005	006				
76A-PARKING VIOLATOR	4	13	8	22	5	6	0	58		46
78-VEHICLE LOCKOUT	16	10	5	22	10	7	0	70		76
8-ASSAULT	5	2	0	3	3	2	0	15		10
80-ROADWAY OBSTRUCTION	6	15	13	8	35	4	1	82		47
8A-MENACING THREATS	2	5	2	5	4	3	0	21		12
8B-TELEPHONE HARASSMENT	0	1	8	3	3	1	0	16		15
90-DISTURBANCE 2 UNITS	39	36	10	37	25	14	1	162		175
90A-DISTURBANCE 1 UNIT	11	35	19	41	17	14	0	137		97
913-FOOT PATROL	341	290	69	487	252	254	124	1,817		2,526
96-MENTAL	17	4	6	31	5	1	1	65		31
<b>TOTAL CALLS</b>	1,215	1,513	687	1,764	1,152	830	326	7,487		9,882
<b>TOTAL CALLS W/O 36C, 61B, 61, 70 &amp; 913</b>	456	714	409	893	668	275	158	3,573		3,806
<b>911 CALLS RECEIVED</b>								11,533		11,045

**CALLS FOR SERVICE**  
**JANUARY 1, 2022 - MARCH 31, 2022**



**OFFENSE REPORT SUMMARY**

<b>ACTUAL NUMBER OF OFFENSE REPORTS</b>	<b>JAN-MARCH 2022</b>		<b>JAN-MARCH 2021</b>
<b>TOTAL</b>	<b>256</b>	<b>VS</b>	<b>254</b>

<b>GROUP A</b>	<b>DEPARTMENT CLASSIFICATION</b>	<b>IBR CODE</b>	<b>JAN-MARCH 2021</b>	<b>JAN-MARCH 2021</b>
	AGGRAVATED ASSAULT	13A	3	2
	ARSON	200	0	1
	BURGLARY/BREAKING AND ENTERING	220	14	8
	COUNTERFEITING/FORGERY	250	4	2
	CREDIT CARD/AUTOMATIC TELLER MACHINE FRAUD	26B	4	4
	DISTRUCTION/DAMAGE/VANDALISM OF PROPERTY	290	37	12
	DRUG EQUIPMENT VIOLATIONS	35B	8	22
	DRUG/NARCOTIC VIOLATIONS	35A	14	22
	EXTORTION/BLACKMAIL	210	3	0
	FALSE PRETENSES/SWINDLE/CONFIDENCE GAME	26A	3	4
	FORCIBLE FONDLING	11D	3	3
	FORCIBLE RAPE	11A	3	2
	IDENTITY FRAUD	26F	4	34
	IMPERSONATION	26C	0	0
	INTIMIDATION	13C	8	8
	KIDNAPPING/ABDUCTION	100	1	2
	MOTOR VEHICLE THEFT	240	13	4
	PORNOGRAPHY/OBSCENE MATERIAL	370	0	0
	RECEIVING STOLEN PROPERTY	280	5	3
	ROBBERY	120	4	2
	SIMPLE ASSAULT	13B	31	34
	THEFT - ALL OTHER LARCENY	23H	28	24
	THEFT - PURSE-SNATCHING	23B	1	1
	THEFT - SHOPLIFTING	23C	6	10
	THEFT - THEFT FROM BUILDING	23D	9	5
	THEFT - THEFT FROM MOTOR VEHICLE	23F	33	40
	THEFT - THEFT OF VEHICLE PARTS OR ACCESSORIES	23G	24	4
	WEAPON LAW VIOLATIONS	520	1	7
	WIRE FRAUD	26E	0	0
	<b>TOTAL GROUP A</b>		<b>264</b>	<b>260</b>

<b>GROUP B</b>	<b>DEPARTMENT CLASSIFICATION</b>	<b>IBR CODE</b>	<b>JAN-MARCH 2022</b>	<b>JAN-MARCH 2021</b>
	BAD CHECKS	90A	1	0
	CURFEW/LOITERING/VAGRANCY VIOLATIONS	90B	0	0
	DISORDERLY CONDUCT	90C	5	6
	DRIVING UNDER THE INFLUENCE	90D	7	10
	LIQUOR LAW VIOLATIONS	90G	1	3
	VOYEURISM	90H	0	0
	RUNAWAY	90I	0	1
	TRESPASS OF REAL PROPERTY	90J	6	2
	ALL OTHER OFFENSES	90Z	14	14
	<b>TOTAL GROUP B</b>		<b>34</b>	<b>36</b>

<b>TOTAL OFFENSES REPORTED</b>	<b>298</b>	<b>296</b>
--------------------------------	------------	------------

**TRAFFIC ENFORCEMENT SUMMARY**

<b>NUMBER OF CITATIONS ISSUED</b>	<b>JAN-MARCH 2022</b>	<b>JAN-MARCH 2021</b>
<b>TOTAL</b>	<b>225</b>	<b>715</b>

<b>TYPE OF CITATION &amp; SECTION#</b>	<b>JAN-MARCH 2022</b>	<b>JAN-MARCH 2021</b>
ACDA	28	9
ASSURED CLEAR DISTANCE, SPEED/ACDA	1	5
CHILD RESTRAINT SYSTEM, EXCEPTIONS	0	1
CHILD SUPPORT (SUS)	0	1
DISPLAY LICENSE/VALIDATION	1	1
DISPLAY OF LICENSE PLATES	7	4
DRIVER LICENSE SUSPENDED	0	1
DRIVING UNDER SUSPENSION OR VIOLATION OF LICENSE RESTRICTION	1	4
DRIVING UNDER THE INFLUENCE OR ALCOHOL OR DRUGS	6	9
DRIVING UNSAFE VEHICLE	1	0
DRIVING UPON DIVIDED ROADWAYS	1	1
DRIVING WITHIN MARKED LANES	6	7
DUS - 12 POINT SUSPENSION	0	1
DUS - FRA	11	51
DUS - OVI COURT SUSPENSION	1	4
DUS - OVI SUSPENSION	0	2
DUS- FAIL TO REINSTATE	1	1
DUS OR VIOLATION OF LICENSE RESTRICTION	6	32
FAIL TO CONTROL	5	3
FAIL TO STOP AT RED LIGHT	0	4
FAIL TO YIELD-PRIVATE DRIVE	1	1
FAILURE TO CONTROL	25	21
FAILURE TO REGISTER	1	1
FAILURE TO REINSTATE OL	4	7
FICTIOUS PLATES	0	1
FOLLOWING TOO CLOSELY	0	3
FTY - TURNING LEFT	3	7
HIT/SKIP - CODE 2/4	4	0
HIT/SKIP - CODE 2P/4P	2	0
INATTENTION	0	3
JUVENILE TRAFFIC OFFENDER	0	1
LANE CHANGE - UNSAFE	5	9
LEFT OF CENTER	0	1
LICENSE FORFEIT	1	4
LOADS DROPPING - LEAKING; TRACKNG MUD	1	0
LOUD NOISE FROM A MOTOR VEHICLE	1	0
MV STOP LIGHTS	1	0
NO OPERATOR' S LICENSE	14	61
NON COMPLIANCE SUSPENSION	1	7
OBEYING TRAFFIC CONTROL DEVICES	0	1
OCCUPENT RESTRAINING DEVICES	0	1
ONE-WAY TRAFFIC - ROTARY ISLANDS	0	1
OPERATING MV OR MOTORCYCLE WITHOUT VALID LICENSE	2	2
OPERATION AT YIELD SIGN	0	1
OVI PER SE BREATH (.17 + (SUPER)	4	0
OVI PHYSICAL CONTROL	0	1
OVI REFUSAL CONVICTION (PRIOR W/20 YRS)	0	2

**TRAFFIC ENFORCEMENT SUMMARY**

<b>NUMBER OF CITATIONS ISSUED</b>	<b>JAN-MARCH 2022</b>	<b>JAN-MARCH 2021</b>
<b>TOTAL</b>	<b>225</b>	<b>715</b>

<b>TYPE OF CITATION &amp; SECTION#</b>	<b>JAN-MARCH 2022</b>	<b>JAN-MARCH 2021</b>
OVI, BREATH	1	0
PHYSICAL CONTROL	0	1
PROHIBITED TURN IN ROADWAY	0	2
RECKLESS OPERATION	0	1
RECKLESS OPERATION - ROADWAY	0	2
RIGHT OF WAY OF PEDESTRIAN W/IN CROSSWALK	1	0
RIGHT-OF-WAY ON ROADWAY	1	3
RULES FOR TURNS AT INTERSECTIONS	0	2
SEAT BELTS REQUIRED	2	8
SLOW SPEED	0	1
SPEED - SCHOOL ZONE	37	33
SPEED LIMIT	38	489
STARTING AND BACKING VEHICLE	2	2
STOP AND YIELD SIGNS	3	0
STOP SIGNS	7	1
STOPPING AFTER ACCIDENT	3	3
STOPPING AFTER ACCIDENT INVOLVING INJURY TO PERSONS OR PROP.	1	2
STOPPING FOR SCHOOL BUS	0	2
TEMP PERMIT (OPERATING SOLO)	0	2
TRAFFIC CHARGES - RIGHT OF WAY	0	1
TRAFFIC CONTROL SIGNAL TERMS AND LIGHTS	5	9
TRAFFIC SIGNAL RIGHT TURN ON RED	0	3
TURN AND STOP SIGNAL	0	1
TURN SIGNAL REQUIRED	0	1
TWO LIGHTS DISPLAYED	0	1
UNSAFE BACKING	1	0
UNSAFE LANE CHANGE	1	5
USE ILLEGAL PLATES; TRANSFER OF REGISTRATION	0	1
USE OF SUNSCREENING, WINDOW TINT	0	1
U-TURN PROHIBITED	0	1
YIELD SIGNS	4	7
<b>TOTAL</b>	<b>253</b>	<b>862</b>

**PARKING CITATION CHARGES**

<b>TYPE OF CITATION &amp; SECTION#</b>	<b>JAN-MARCH 2022</b>	<b>JAN-MARCH 2021</b>
MANNER OF PARALLEL PARKING; HANDICAPPED PARKING	2	0
PROHIBITED STANDING OR PARKING PLACES	4	1
<b>TOTAL</b>	<b>6</b>	<b>1</b>

<b>TOTAL CITATIONS</b>	<b>259</b>	<b>863</b>
------------------------	------------	------------

## ADULT ARREST SUMMARY

ACTUAL NUMBER OF ADULTS ARRESTED	JAN-MARCH 2022	JAN-MARCH 2021
<b>TOTAL</b>	<b>100</b>	<b>120</b>

BREAKDOWN OF CHARGES	JAN-MARCH 2022	JAN-MARCH 2021
AGGRAVATED MENACING	3	0
ANIMALS OR FOWL RUNNING AT LARGE	3	2
ASSAULT	12	8
BENCH WARRANT	3	0
BREAKING AND ENTERING	1	0
BURGLARY	0	1
CARRYING CONCEALED WEAPONS	0	1
COMPLICITY (ROBBERY F2)	1	0
CRIMINAL DAMAGING/ENDANGERING	1	0
CRIMINAL MISCHIEF	0	1
CRIMINAL TRESPASS	0	1
DISORDERLY CONDUCT	4	1
DOMESTIC VIOLENCE - SIMPLE ASSAULT	12	16
DOMESTIC VIOLENCE - MENACING OR INTIMIDATION	0	1
DRIVING UNDER SUSPENSION	0	1
DRIVING WHILE UNDER THE INFLUENCE OF ALCOHOL/ DRUGS	5	9
DRUG ABUSE - MARIJUANA	1	1
DRUG ABUSE - SCHEDULE I OR II SUBSTANCE	5	2
DRUG PARAPHERNALIA	2	5
FAILURE TO APPEAR; ISSUANCE OF WARRANT	3	3
FAILURE TO COMPLY WITH ORDER OR SIGNAL OF P.O.	0	1
FALSIFICATION	0	2
FELONIOUS ASSAULT	1	1
HAVING PHYSICAL CONTROL OF VEHICLE WHILE UNDER THE INFLUENCE	0	1
ILLEGAL PROCESSING OF DRUG DOCUMENTS	1	0
IMPROPERLY HANDLING FIREARMS IN A MOTOR VEHICLE	0	2
INTERFERENCE W/CUSTODY	1	0
MENACING	1	1
NO OPS	0	1
OBSTRUCTING OFFICIAL BUSINESS	0	2
OFFENSES INVOLVING UNDERAGE PERSONS	0	3
OVI	2	0
POSSESSING HARMFUL INTOXICANT	1	0
POSSESSING DRUG ABUSE INSTRUMENTS	2	4
POSSESSION OF DRUGS	1	5
PROHIBITED ACTS	0	1
RECEIVING STOLEN PROPERTY	6	8
RECKLESS OPERATION	0	1
SEXUAL IMPOSITION	1	0
STOP SIGNS	0	1
TELEPHONE HARASSMENT	0	1
THEFT - ALL OTHER LARCENY	1	0
THEFT - FROM MOTOR VEHICLE	0	1



## ADULT ARREST SUMMARY

ACTUAL NUMBER OF ADULTS ARRESTED	JAN-MARCH 2022	JAN-MARCH 2021
<b>TOTAL</b>	<b>100</b>	<b>120</b>

BREAKDOWN OF CHARGES	JAN-MARCH 2022	JAN-MARCH 2021
THEFT - SHOPLIFTING	1	0
TRAFFICKING IN DRUGS	0	2
UNAUTHORIZED USE OF MOTOR VEHICLE	1	0
UNLAWFUL RESTRAINT	1	0
USING WEAPONS WHILE INTOXICATED	1	0
VEHICULAR VANDALISM	0	1
VIOLATE PROTECTION ORDER OR CONSENT AGREEMENT	1	2
WARRANT ARREST FOREIGN AGENCY	23	47
WARRANT ARREST FTA/FTC	15	8
<b>TOTAL CHARGES</b>	<b>117</b>	<b>149</b>

## JUVENILE ARREST SUMMARY

ACTUAL NUMBER OF JUVENILES ARRESTED	JAN-MARCH 2022	JAN-MARCH 2021
<b>TOTAL</b>	<b>18</b>	<b>17</b>

BREAKDOWN OF CHARGES	JAN-MARCH 2022	JAN-MARCH 2021
AGGRAVATED MENACING	1	0
ASSAULT	6	1
BREAKING AND ENTERING	0	2
BURGLARY	2	0
DISORDERLY CONDUCT	0	2
DOMESTIC VIOLENCE - SIMPLE ASSAULT	5	1
DOMESTIC VIOLENCE - MENACING OR INTIMIDATION	1	1
DRUG ABUSE - MARIJUANA	1	1
DRUG ABUSE - MARIJUANA LESS THAN 100G	1	0
DRUG PARAPHERNALIA	0	1
FALSIFICATION	1	0
MOTOR VEHICLE THEFT	2	0
OFFENSES INVOLVING UNDERAGE PERSONS	1	2
POSSESSION OF DRUGS	0	1
RECEIVING STOLEN PROPERTY	2	8
THEFT - ALL OTHER LARCENY	1	0
VANDALISM	2	0
<b>TOTAL</b>	<b>26</b>	<b>20</b>

## *ACCIDENTS*

TYPE OF ACCIDENT	JAN-MARCH 2022	JAN-MARCH 2021
FATAL	0	0
PROPERTY DAMAGE	76	59
HIT SKIP	23	18
INJURY ACCIDENT	28	18
INJURY HIT SKIP	5	5
<b>TOTALS</b>	<b>132</b>	<b>100</b>

## ACCIDENT ANALYSIS January - March 2022

January 1, 2022 through March 31, 2022 there were 132 reported traffic accidents, resulting in an average 1.47 accidents/day. Compared to 2021, accidents increased 32.0% (2022 = 132; 2021 = 100).

Personal injury accidents (33) accounted for 25.0% of the total. Property damage accidents accounted for the majority of our activity with 99 reports being filed (75%).

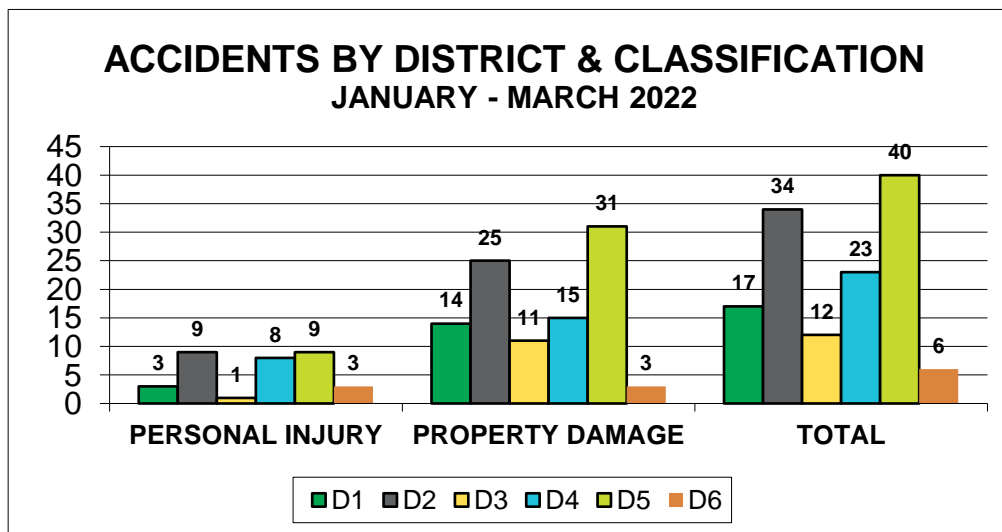
District 5 experienced the majority of accidents (40 or 30.3%) followed by District 2 with 34 accidents (25.8%). There were 17 collisions in District 1 (12.9%); 12 collisions in District 3 (9.1%); 23 collisions in District 4 (17.4%); and 6 collisions in District 6 (4.5%). The busiest day of the week for accident activity for the reporting period was Thursday with 31 accidents (23.5%) reported. The second busiest day was Wednesday with 24 accidents (18.2%) reported. Accident activity for the remaining days of the week were as follows: Sunday = 13 (9.8%); Monday = 12 (9.1%); Tuesday = 16 (12.1%); Friday = 21 (15.9%); and Saturday = 15 (11.4%).

The most frequent contributing factor was Following Too Closely which accounted for 31 or 23.5% of the accidents. The next most recurrent contributing factor was tied between Failure To Yield and Other Improper Action each accounting for 19 or 14.4% of the accidents for the reporting period. The busiest time of day for accident activity was between 5PM-6PM with 14 (10.6%) accidents.

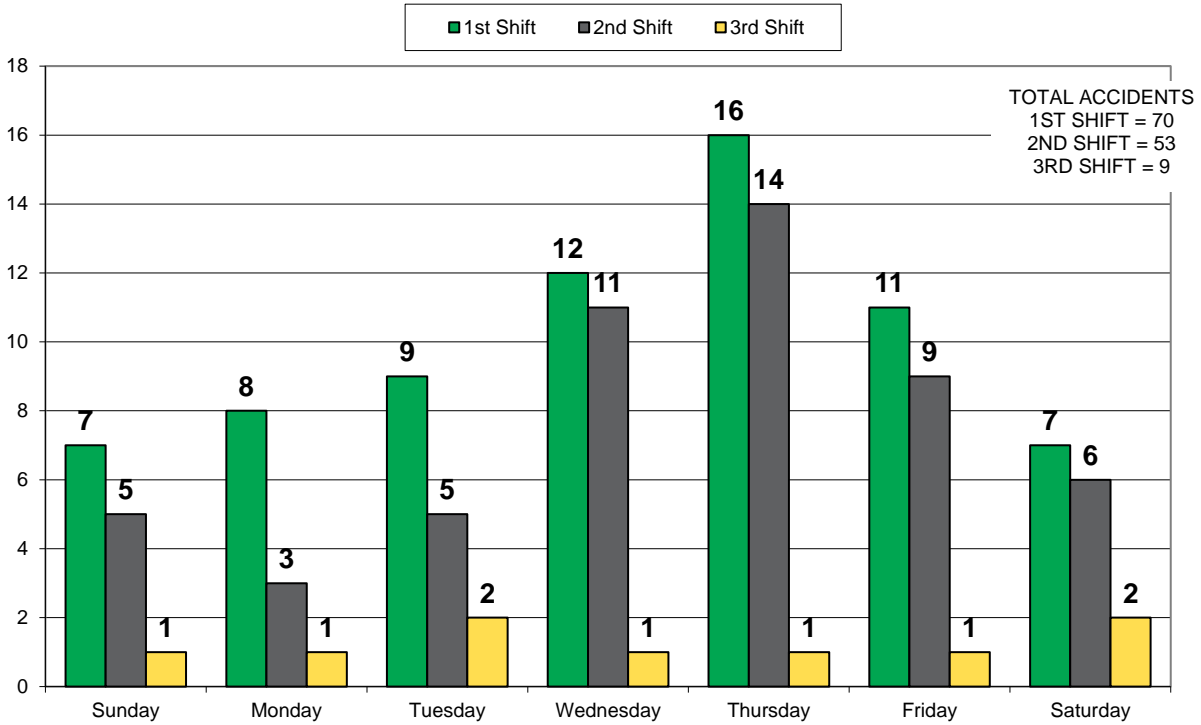
Three (3) crashes were identified as having been alcohol related (2.3%). One hundred-one (101) citations were issued to at fault drivers as a result of their accidents 76.5%

### ACCIDENTS BY DISTRICT & CLASSIFICATION

DISTRICT	PERSONAL INJURY	PROPERTY DAMAGE	TOTAL
D1	3	14	17
D2	9	25	34
D3	1	11	12
D4	8	15	23
D5	9	31	40
D6	3	3	6
<b>TOTAL</b>	<b>33</b>	<b>99</b>	<b>132</b>



### ACCIDENTS BY DAY OF WEEK & SHIFT JANUARY 1 - MARCH 31, 2022



### ACCIDENTS & CITATIONS BY HOUR JANUARY 1 - MARCH 31, 2022

