



# **Dublin Police Department**

## **Quarterly Report**

### **January – March, 2023**



# Agency Quarterly Activity

January – March, 2023

## Focus & Results

### Goal #1: Enhance our readiness and demonstrate our ability to effectively respond to and successfully resolve critical incidents and/or major crimes

- Total Part I violent crimes increased from 2022 by 40%
- 3.4% increase in reported crimes YTD from 2022
- Successfully responded to changing crime trends identified in the city

### Goal #2: Reduce theft offenses throughout the city

- 7.8% decrease in theft offenses from 2022 YTD
- 29.8% decrease in thefts from vehicles from 2021 YTD
- 38.5% decrease in thefts of motor vehicles from 2022 YTD
- 40.0% increase in burglaries and B&Es from 2022 YTD

### Goal #3: Improve overall traffic safety in the city

- 0.8% increase in traffic crashes from 2022 YTD
- 50.0% decrease in serious injury traffic crashes from 2022 YTD
- 100.0% increase in OVI related traffic crashes from 2022 YTD
- 514.3% increase in OVI related arrests 2021 YTD

### Goal #4: Enhance and demonstrate our ability to effectively address issues of significant community concern

The department continues to target areas that have seen an increase in theft from vehicle activity, complaints related to parking garages in the Historic Dublin and Bridge Park areas, and continue enforcement efforts throughout the city with traffic and/or speeding concerns.

## Personnel Highlights & Staffing

The following staffing changes occurred during the first quarter of 2023:

### New Personnel:

- 1 Communications Supervisor

### Promotions:

- 1 CAD Manager

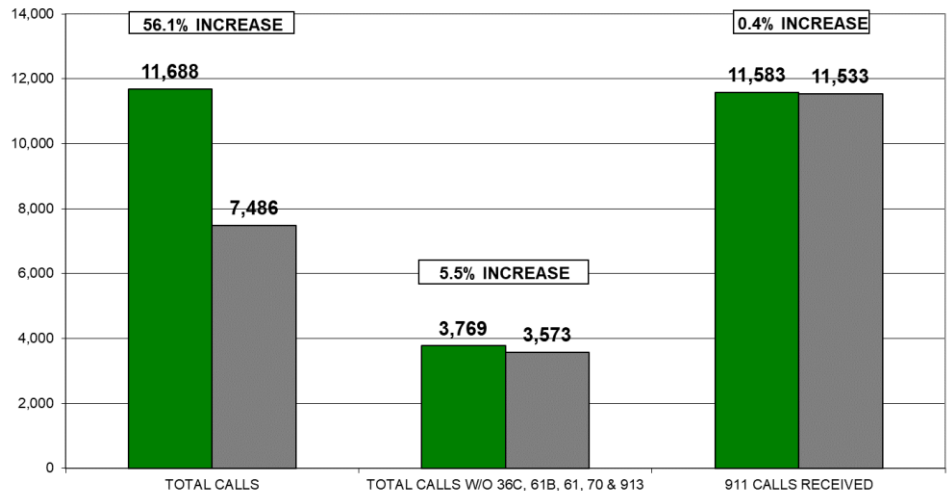
### Retirements:

- 1 Police Officer Retirement

Staffing Levels	Authorized	Actual
Chief of Police	1	1
Deputy Chief	2	2
Civilian Bureau Commander	1	1
Police Sergeant	6	6
Police Corporal	9	8
Police Officer	56	51
Law Enforcement Planner	1	1
Public Safety Social Services Coordinator	1	0
Public Safety Intelligence Analyst	1	1
Civilian Accreditation Manager	1	1
Administrative Support III	1	1
Records Supervisor	1	1
Records Technician II	3	3
Records Technician I	1	1
Police Property Technician	1	1
Operations Manager	1	0
Communications Manager	3	3
Communications Supervisor	6	5
CAD Manager	1	1
Communications System Specialist	1	0
Communications Technician	29	27
<b>Totals</b>	<b>127</b>	<b>115</b>

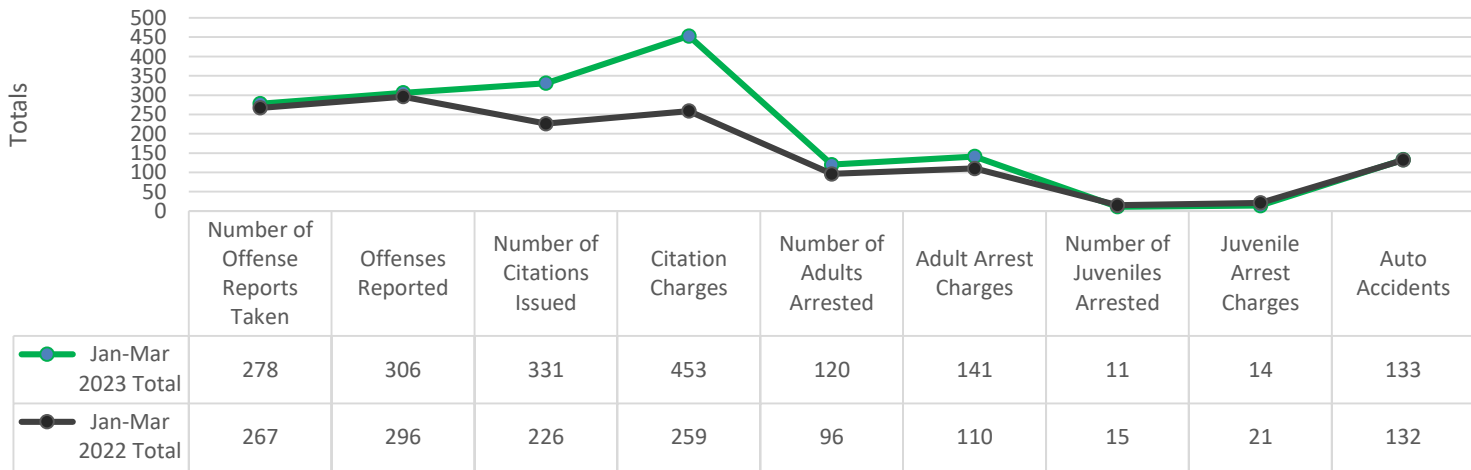
## CALLS FOR SERVICE

JANUARY 1, 2023 - MARCH 31, 2023

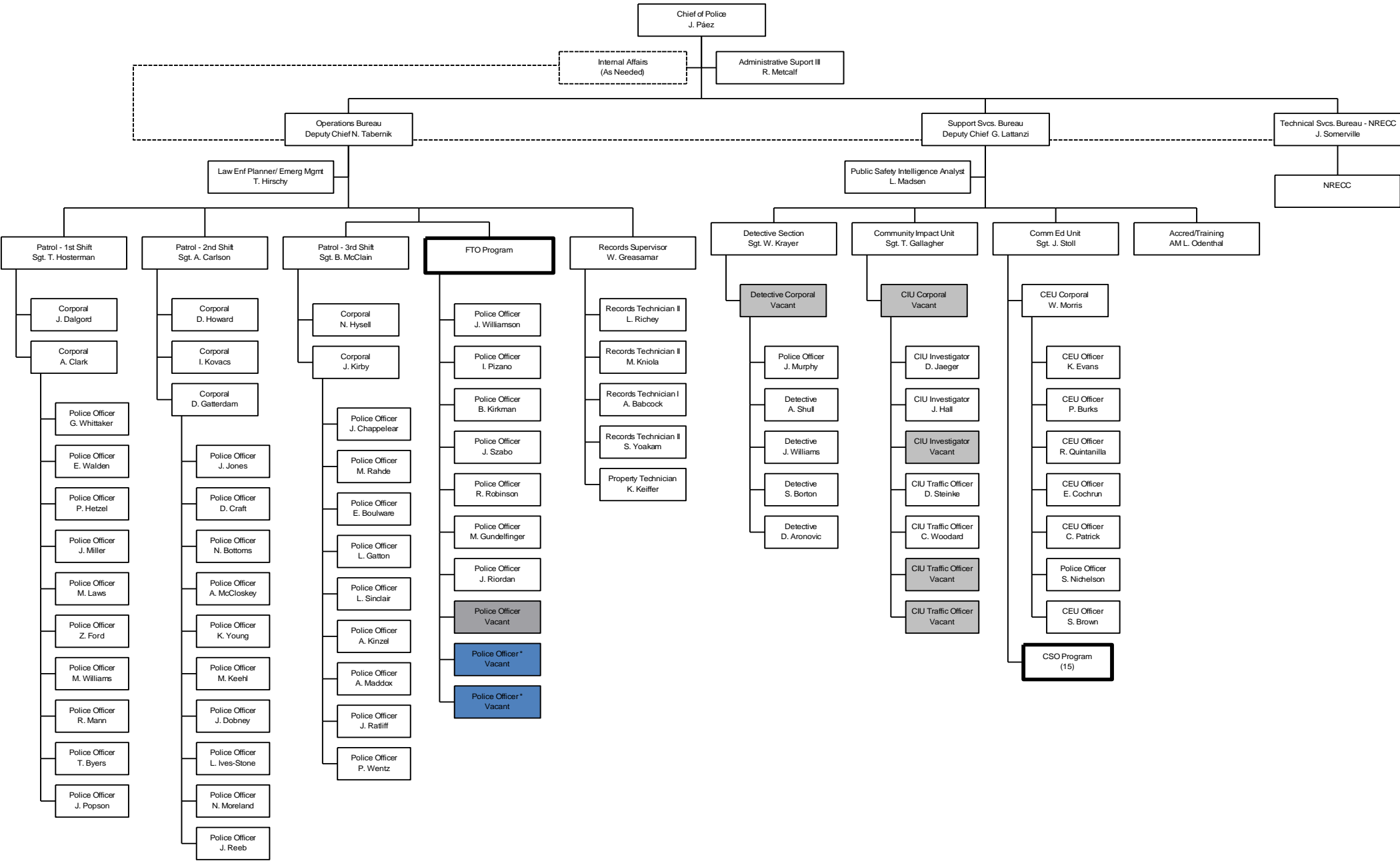


January 1, 2023 through March 31, 2022 the Dublin Police Department received 11,688 total calls for service – 3,769 calls were citizen initiated. The average response time was 6 minutes with an average time of 53 minutes to handle the call.

## January - March 2023 Other Reported Activity

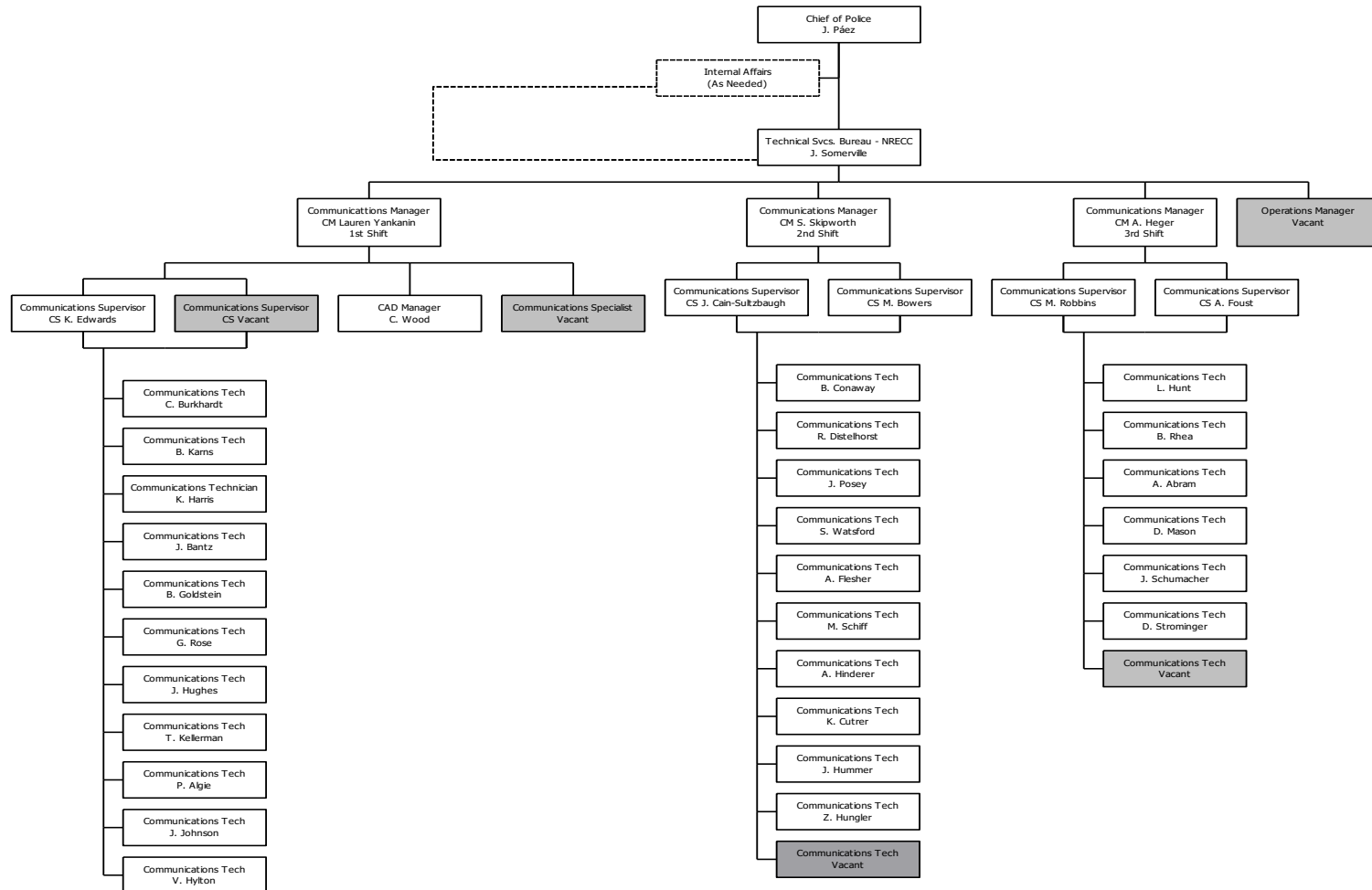


City of Dublin - Police Department - Organizational Chart - Standard 11.1.1



\* Two additional police officer positions temporarily authorized to allow for future anticipated retirements.

## City of Dublin - NRECC - Organizational Chart - Standard 11.1.1



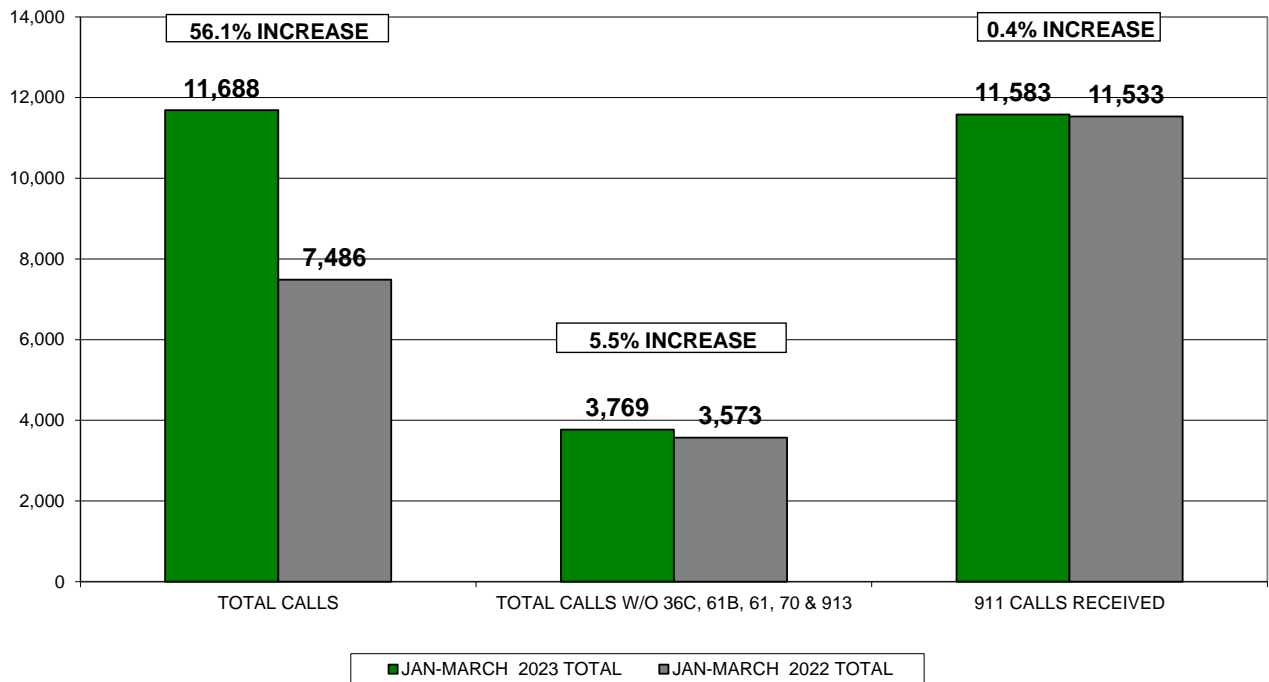
**CALLS FOR SERVICE SUMMARY**  
**JANUARY - MARCH, 2023**

CODE# & DESCRIPTION	DISTRICTS						DISTRICT 0	JAN-MARCH 2023 TOTAL	VS.	JAN-MARCH 2022 TOTAL
	001	002	003	004	005	006	MUTUAL AID OUTSIDE CITY			
10-ASSIST OTHER AGENCY	4	5	2	20	10	2	45	88		96
100-BOMB THREAT	0	0	0	0	0	0	0	0		1
102-NARCOTICS	7	0	0	6	0	0	1	14		13
12-BURGLARY	3	8	3	3	1	1	0	19		14
12AL BURGLAR ALARM	87	79	71	82	67	31	0	417		445
12B-OPEN DOOR OR WINDOW	1	2	4	4	5	1	0	17		14
13-MISCELLANEOUS CALL	37	42	31	196	43	14	32	395		327
13B-BANK ESCORT	0	0	0	1	0	0	0	1		0
13C-COMMUNITY SERVICE EVENT	0	0	0	2	0	0	0	2		2
13T-PRISONER TRANSPORT	0	0	0	3	0	0	4	7		9
14-FRAUD BAD CHECK	9	7	21	23	27	1	0	88		98
15-WARRANT SERVICE	3	1	1	23	2	0	8	38		39
16-DECEASED PERSON	4	2	0	3	2	0	0	11		10
16A-DECEASED ANIMAL	1	0	4	0	1	0	0	6		7
18-ANIMAL BITE	0	0	1	0	0	0	0	1		2
18A-ANIMAL COMPLAINT	3	9	14	16	3	2	0	47		57
18B-BARKING DOG	1	0	2	1	2	0	0	6		3
2-ACCIDENT NON INJURY	17	57	19	40	67	11	4	215		214
20-DOMESTIC	4	3	1	6	1	0	1	16		30
24-INTOXICATED PERSON	1	4	0	6	0	3	0	14		14
24A -OMVI	10	13	3	5	13	2	22	68		38
26-FIGHT	0	2	0	0	0	2	0	4		3
28-FIRE RUN	3	4	2	7	2	1	1	20		16
29-EMS RUN	9	15	5	21	9	3	0	62		63
2A-HIT SKIP NON INJURY	2	17	5	5	15	5	0	49		49
2P-ACCIDENT PRIVATE PROPERTY	4	7	2	16	3	5	0	37		51
32-HOMICIDE	0	0	1	0	0	0	0	1		0
34-JUVENILE COMPLAINT	3	2	6	10	2	21	0	44		62
36-THEFT	23	45	3	43	4	4	0	122		146
36B-FOUND PROPERTY	4	5	3	22	5	6	0	45		50
36C-COURTESY CARD	12	25	5	38	6	72	0	158		18
38-MISSING PERSON	2	1	4	3	2	0	0	12		10
38A-MISSING PERSON RETURNED	0	1	0	0	0	0	0	1		2
4-ACCIDENT INJURIES	5	15	5	6	14	3	0	48		29
40-PERSON WITH A GUN	1	0	1	4	2	0	0	8		6
40A-PERSON WITH A KNIFE	0	0	0	0	0	0	0	0		1
42-UNKNOWN CIRCUMSTANCES	0	3	2	3	2	6	0	16		23
42-UNKNOWN EMERGENCY	3	0	0	1	0	0	0	4		3
42A-911 HANG UP CALL	9	6	1	11	8	11	24	70		75
46-PROWLER	0	0	0	0	0	0	0	0		1
48-RAPE	3	0	0	1	2	0	0	6		3
48B-SEX OFFENSE	3	1	0	2	0	0	0	6		4
4F-ACCIDENT FATAL	0	0	0	0	1	0	0	1		0
4A-HIT SKIP INJURY	0	0	0	0	0	0	0	0		1
4P-ACCIDENT PRIV PROP INJURY	0	0	0	1	0	0	0	1		2
50-ROBBERY	0	3	1	0	1	1	0	6		3
50ALB-ROBBERY ALARM BUSINESS	4	4	0	11	7	2	0	28		20
50ALR-ROBBERY ALARM RESIDENCE	1	4	11	4	4	0	0	24		15
52-SHOOTING	0	0	0	0	0	0	0	0		2
52A-SHOTS FIRED	0	0	2	2	1	0	0	5		2
56-STOLEN VEHICLE	4	3	0	2	2	1	0	12		22
56B-RECOVERED STOLEN VEHICLE	4	1	0	5	0	0	1	11		15
58-SUICIDE	1	0	0	0	0	0	0	1		0
58A-SUICIDE ATTEMPT	1	3	3	7	5	2	0	21		17
60-SUSPICIOUS PERSON	35	77	24	87	29	56	2	310		206
60A-SUSPICIOUS VEHICLE	24	36	4	13	4	26	2	109		65
61-HOUSE CHECK	51	43	60	72	100	0	1	327		127
61A-EXTRA PATROL	14	13	12	17	8	6	0	70		64
61B-TARGET PATROL	661	1,382	67	503	259	999	8	3,879		1,213
62-TRAFFIC DETAIL	0	1	1	1	5	1	0	9		6
64-VANDALISM	1	9	7	9	2	8	1	37		53
70-TRAFFIC VIOLATOR	316	405	161	283	250	207	189	1,811		738
72-SPEEDER OR RECKLESS DRIVER	12	55	13	14	86	20	27	227		164

**CALLS FOR SERVICE SUMMARY**  
JANUARY - MARCH, 2023

CODE# & DESCRIPTION	DISTRICTS						DISTRICT 0 MUTUAL AID OUTSIDE CITY	JAN-MARCH 2023 TOTAL	VS.	JAN-MARCH 2022 TOTAL
	001	002	003	004	005	006				
74-DISABLED OR MOTORIST ASSIST	17	24	7	11	53	3	8	123		140
76-VEHICLE BLOCKING	13	25	7	27	18	18	2	110		120
76A-PARKING VIOLATOR	8	3	6	21	3	13	0	54		58
78-VEHICLE LOCKOUT	10	20	2	18	18	3	1	72		70
8-ASSAULT	2	4	0	6	3	3	0	18		15
80-ROADWAY OBSTRUCTION	10	9	9	4	30	2	2	66		82
8A-MENACING THREATS	3	4	2	12	4	1	0	26		21
8B-TELEPHONE HARASSMENT	5	4	2	4	3	0	0	18		16
90-DISTURBANCE 2 UNITS	47	35	6	53	25	16	4	186		162
90A-DISTURBANCE 1 UNIT	16	24	11	42	19	14	0	126		137
913-FOOT PATROL	289	304	51	521	231	253	95	1,744		1,817
96-BEHAVIORAL HEALTH	11	10	8	33	10	1	0	73		65
<b>TOTAL CALLS</b>	1,838	2,886	699	2,416	1,501	1,863	485	11,688		7,486
<b>TOTAL CALLS W/O 36C, 61B, 61, 70 &amp; 913</b>	509	727	355	999	655	332	192	3,769		3,573
<b>911 CALLS RECEIVED</b>								11,583		11,533

**CALLS FOR SERVICE**  
JANUARY 1, 2023 - MARCH 31, 2023



# OFFENSE REPORT SUMMARY

ACTUAL NUMBER OF OFFENSE REPORTS	JAN-MARCH 2023		JAN-MARCH 2022
TOTAL	278	VS	267

GROUP A	DEPARTMENT CLASSIFICATION	IBR CODE	JAN-MARCH 2023	JAN-MARCH 2022
	AGGRAVATED ASSAULT	13A	3	3
	ARSON	200	1	0
	BURGLARY/BREAKING AND ENTERING	220	21	15
	COUNTERFEITING/FORGERY	250	0	4
	CREDIT CARD/AUTOMATIC TELLER MACHINE FRAUD	26B	1	6
	DISTRUCTION/DAMAGE/VANDALISM OF PROPERTY	290	26	37
	DRUG EQUIPMENT VIOLATIONS	35B	6	8
	DRUG/NARCOTIC VIOLATIONS	35A	9	14
	EXTORTION/BLACKMAIL	210	2	3
	FALSE PRETENSES/SWINDLE/CONFIDENCE GAME	26A	1	4
	FORCIBLE FONDLING	11D	0	3
	FORCIBLE RAPE	11A	6	3
	IDENTITY FRAUD	26F	2	4
	IMPERSONATION	26C	0	0
	INTIMIDATION	13C	14	8
	KIDNAPPING/ABDUCTION	100	0	1
	MOTOR VEHICLE THEFT	240	8	13
	MURDER AND NON-NEGLIGENT MANSLAUGHTER	09A	1	0
	PORNOGRAPHY/OBSCENE MATERIAL	370	0	0
	RECEIVING STOLEN PROPERTY	280	4	5
	ROBBERY	120	5	4
	SIMPLE ASSAULT	13B	26	24
	THEFT - ALL OTHER LARCENY	23H	37	30
	THEFT - PURSE-SNATCHING	23B	1	1
	THEFT - SHOPLIFTING	23C	7	6
	THEFT - THEFT FROM BUILDING	23D	10	9
	THEFT - THEFT FROM MOTOR VEHICLE	23F	28	33
	THEFT - THEFT OF VEHICLE PARTS OR ACCESSORIES	23G	11	24
	WEAPON LAW VIOLATIONS	520	5	1
	WIRE FRAUD	26E	0	0
<b>TOTAL GROUP A</b>			<b>235</b>	<b>263</b>

B		IBR CODE	JAN-MARCH	JAN-MARCH
	BAD CHECKS	90A	0	1
	CURFEW/LOITERING/VAGRANCY VIOLATIONS	90B	2	0
	DISORDERLY CONDUCT	90C	5	4
	DRIVING UNDER THE INFLUENCE	90D	37	7
	LIQUOR LAW VIOLATIONS	90G	5	1
	VOYEURISM	90H	1	0
	RUNAWAY	90I	0	0
	TRESPASS OF REAL PROPERTY	90J	6	6
	ALL OTHER OFFENSES	90Z	15	14
<b>TOTAL GROUP B</b>			<b>71</b>	<b>33</b>

**TOTAL OFFENSES REPORTED**

**306**

**296**

# TRAFFIC ENFORCEMENT SUMMARY

NUMBER OF CITATIONS ISSUED	JAN-MARCH 2023	JAN-MARCH 2022
<b>TOTAL</b>	<b>331</b>	<b>226</b>

TYPE OF CITATION & SECTION#	JAN-MARCH 2023	JAN-MARCH 2022
ACDA	18	28
ASSURED CLEAR DISTANCE, SPEED/ACDA	3	1
CHILD RESTRAINT SYSTEM, EXCEPTIONS	1	0
CHILD SUPPORT (SUS)	1	0
DISPLAY LICENSE/VALIDATION	6	1
DISPLAY OF LICENSE PLATES	43	7
DIVIDED ROADWAYS	1	0
DRIVER LICENSE SUSPENDED	3	0
DRIVERS LICENSE REQUIRED - MORE THAN ONE PROHIBITED	1	0
DRIVING ON RIGHT HALF OF ROADWAY	1	0
DRIVING UNDER SUSPENSION OR VIOLATION OF LICENSE RESTRICTION	4	1
DRIVING UNDER THE INFLUENCE OR ALCOHOL OR DRUGS	36	6
DRIVING UNSAFE VEHICLE	1	1
DRIVING UPON DIVIDED ROADWAYS	3	1
DRIVING WITHIN MARKED LANES	8	6
DUS - FRA	16	11
DUS - OVI COURT SUSPENSION	3	1
DUS - OVI SUSPENSION	2	0
DUS- FAIL TO REINSTATE	1	1
DUS NON COMPLIANCE SUSPENSION	1	0
DUS OR VIOLATION OF LICENSE RESTRICTION	6	6
EXP REGISTRATION	2	0
FAIL TO YIELD-PRIVATE DRIVE	1	1
FAILURE TO CONTROL	19	30
FAILURE TO REINSTATE OL	5	4
FICTIOUS PLATES	1	0
FTY - TURNING LEFT	4	3
HIT/SKIP - CODE 2/4	0	4
HIT/SKIP - CODE 2P/4P	0	2
INATTENTION	2	0
JUVENILE TRAFFIC OFFENDER	3	0
LANE CHANGE - UNSAFE	4	5
LANES OF TRAVEL UPON ROADWAYS	3	0
LEFT OF CENTER	3	0
LICENSE FORFEIT	3	1
LIGHTED HEADLIGHTS	5	0
LOADS DROPPING - LEAKING; TRACKNG MUD	0	1
LOUD NOISE FROM A MOTOR VEHICLE	0	1
MARKED LANES	1	0
MV STOP LIGHTS	0	1
NO OPERATOR'S LICENSE	44	14
NON COMPLIANCE SUSPENSION	2	1
OBEYING TRAFFIC CONTROL DEVICES	4	0
ONE-WAY TRAFFIC - ROTARY ISLANDS	1	0
OPEN CONTAINER LIQUOR	1	0
OPERATING MV OR MOTORCYCLE WITHOUT VALID LICENSE	4	2
OVI BREATH	10	1
OVI PER SE BREATH (.17 + (SUPER)	5	4
OVI REFUSAL CONVICTION (PRIOR W/20 YRS)	2	0
PASSING - DOUBLE YELLOW	1	0



### TRAFFIC ENFORCEMENT SUMMARY

NUMBER OF CITATIONS ISSUED	JAN-MARCH 2023	JAN-MARCH 2022
<b>TOTAL</b>	<b>331</b>	<b>226</b>

TYPE OF CITATION & SECTION#	JAN-MARCH 2023	JAN-MARCH 2022
PASSING WITHOUT SAFETY	1	0
PHYSICAL CONTROL	1	0
PHYSICAL CONTROL UNDER INFLUENCE	1	0
RIGHT OF WAY OF PEDESTRIAN W/IN CROSSWALK	0	1
RIGHT OF WAY RULE WHEN TURNING LEFT	1	0
RIGHT OF WAY/LEFT	2	0
RIGHT-OF-WAY ON ROADWAY	2	1
RULES FOR TURNS AT INTERSECTIONS	1	0
SEAT BELTS REQUIRED	0	2
SIGNAL LIGHTS	4	0
SLOW SPEED	1	0
SPEED - SCHOOL ZONE	20	37
SPEED LIMIT	74	39
SQUEALING TIRES - NOISE	1	0
STARTING AND BACKING VEHICLE	0	2
STOP AND YIELD SIGNS	3	3
STOP SIGNS	4	7
STOPPING AFTER ACCIDENT	1	3
STOPPING AFTER ACCIDENT INVOLVING DAMAGE TO REALITY	1	0
STOPPING AFTER ACCIDENT INVOLVING INJURY TO PERSONS OR PROP.	0	1
TAIL LIGHT - ILLUMINATION OF REAR LICENSE PLATE	3	0
TEMP PERMIT (OPERATING SOLO)	4	0
TEXTING WHILE DRIVING	1	0
TIME FOR LIGHTED LIGHTS ON MOTOR VEHICLES	1	0
TRAFFIC CHARGES - HEADLIGHTS 4513.14A	1	0
TRAFFIC CONTROL DEVICE	2	0
TRAFFIC CONTROL SIGNAL TERMS AND LIGHTS	11	5
TURN AND STOP SIGNAL	1	0
TURN SIGNAL REQUIRED	4	0
TWO LIGHTS DISPLAYED	4	0
UNSAFE BACKING	0	1
UNSAFE LANE CHANGE	5	1
UNSAFE VEHICLE	1	0
USE OF SUNSCREENING, WINDOW TINT	1	0
VIOL. PROBATIONARY LICENSE	1	0
YIELD SIGNS	6	4
<b>TOTAL</b>	<b>453</b>	<b>253</b>

### PARKING CITATION CHARGES

TYPE OF CITATION & SECTION#	JAN-MARCH 2023	JAN-MARCH 2022
MANNER OF PARALLEL PARKING; HANDICAPPED PARKING	0	2
PROHIBITED STANDING OR PARKING PLACES	0	4
<b>TOTAL</b>	<b>0</b>	<b>6</b>

**TOTAL CITATIONS**

**453**

**259**

## ADULT ARREST SUMMARY

ACTUAL NUMBER OF ADULTS ARRESTED	JAN-MARCH 2023	JAN-MARCH 2022
<b>TOTAL</b>	<b>120</b>	<b>96</b>

BREAKDOWN OF CHARGES	JAN-MARCH 2023	JAN-MARCH 2022
AGGRAVATED MENACING	2	3
AGGRAVATED ROBBERY	1	0
ANIMALS OR FOWL RUNNING AT LARGE	1	3
ASSAULT	9	9
BENCH WARRANT	0	3
BREAKING AND ENTERING	0	1
COMPLICITY	1	0
COMPLICITY (ROBBERY F2)	0	1
CRIMINAL DAMAGING/ENDANGERING	0	1
CRIMINAL TRESPASS	3	0
DISORDERLY CONDUCT	0	3
DOMESTIC VIOLENCE - SIMPLE ASSAULT	7	8
DOMESTIC VIOLENCE - MENACING OR INTIMIDATION	2	0
DRIVING UNDER OVI SUSPENSION	1	0
DRIVING WHILE UNDER THE INFLUENCE OF ALCOHOL/ DRUGS	43	5
DRUG ABUSE - MARIJUANA	0	1
DRUG ABUSE - SCHEDULE I OR II SUBSTANCE	0	6
DRUG PARAPHERNALIA	1	2
FAIL TO CONTROL	3	0
FAILURE TO APPEAR; ISSUANCE OF WARRANT	0	3
FAILURE TO COMPLY WITH ORDER OR SIGNAL OF P.O. - ELUDE OR F	1	0
FALSIFICATION	1	0
FELONIOUS ASSAULT	0	1
HAVING PHYSICAL CONTROL OF VEHICLE WHILE UNDER THE INFLUENCE	2	0
ILLEGAL PROCESSING OF DRUG DOCUMENTS	0	1
INTERFERENCE W/CUSTODY	0	1
MARIJUANA DRUG PARAPHERNALIA	1	0
MENACING	1	1
OBSTRUCTING OFFICIAL BUSINESS	1	0
OPEN CONTAINER PROHIBITED	1	0
OVI	0	2
POSSESSING HARMFUL INTOXICANT	0	1
POSSESSING DRUG ABUSE INSTRUMENTS	0	2
POSSESSION OF DRUGS	5	1
RAPE	2	0
RECEIVING STOLEN PROPERTY	3	6
SEXUAL IMPOSITION	0	1
THEFT - ALL OTHER LARCENY	3	1
THEFT - PETTY (<\$1000)	2	0
THEFT - SHOPLIFTING	1	1
UNAUTHORIZED USE OF MOTOR VEHICLE	0	1
UNLAWFUL RESTRAINT	0	1
UNLAWFUL SEXUAL CONDUCT WITH A MINOR - STATUTORY RAPE	1	0

## ADULT ARREST SUMMARY

ACTUAL NUMBER OF ADULTS ARRESTED	JAN-MARCH 2023		JAN-MARCH 2022
TOTAL	120		96

BREAKDOWN OF CHARGES	JAN-MARCH 2023		JAN-MARCH 2022
USING WEAPONS WHILE INTOXICATED	0		1
VIOLATE PROTECTION ORDER OR CONSENT AGREEMENT	4		1
WARRANT ARREST FOREIGN AGENCY	19		23
WARRANT ARREST FTA/FTC	19		15
TOTAL CHARGES	141		110

### JUVENILE ARREST SUMMARY

ACTUAL NUMBER OF JUVENILES ARRESTED	JAN-MARCH 2023	JAN-MARCH 2022
<b>TOTAL</b>	<b>11</b>	<b>15</b>

BREAKDOWN OF CHARGES	JAN-MARCH 2023	JAN-MARCH 2022
AGGRAVATED MENACING	0	1
ASSAULT	0	4
BURGLARY	0	2
CRIMINAL DAMAGING OR ENDANGERING	1	0
CRIMINAL TRESPASS	2	0
CURFEW	2	0
CURFEW (13-17)	1	0
DISORDERLY CONDUCT	2	0
DOMESTIC VIOLENCE - SIMPLE ASSAULT	0	3
DOMESTIC VIOLENCE - MENACING OR INTIMIDATION	1	0
DRUG ABUSE - MARIJUANA	0	1
DRUG ABUSE - MARIJUANA LESS THAN 100G	0	1
FALSIFICATION	0	1
MENACING	1	0
MOTOR VEHICLE THEFT	0	2
OFFENSES INVOLVING UNDERAGE PERSONS	2	1
OPEN CONTAINER LIQUOR	1	0
PERSONS UNDER 21 NOT TO PURCHASE BEER OR LIQUOR	1	0
RECEIVING STOLEN PROPERTY	0	2
THEFT - ALL OTHER LARCENY	0	1
VANDALISM	0	2
<b>TOTAL</b>	<b>14</b>	<b>21</b>

### ACCIDENTS

TYPE OF ACCIDENT	JAN-MARCH 2023	JAN-MARCH 2022
FATAL	1	0
PROPERTY DAMAGE	73	76
HIT SKIP	21	23
INJURY ACCIDENT	38	28
INJURY HIT SKIP	0	5
<b>TOTALS</b>	<b>133</b>	<b>132</b>

## ACCIDENT ANALYSIS

### January - March 2023

January 1, 2023 through March 31, 2023 there were 133 reported traffic accidents, resulting in an average 1.48 accidents/day. Compared to 2022, accidents increased 0.8% (2023 = 133; 2022 = 132).

Personal injury accidents (43) accounted for 32.3% of the total. Property damage accidents accounted for the majority of our activity with 90 reports being filed (67.7%).

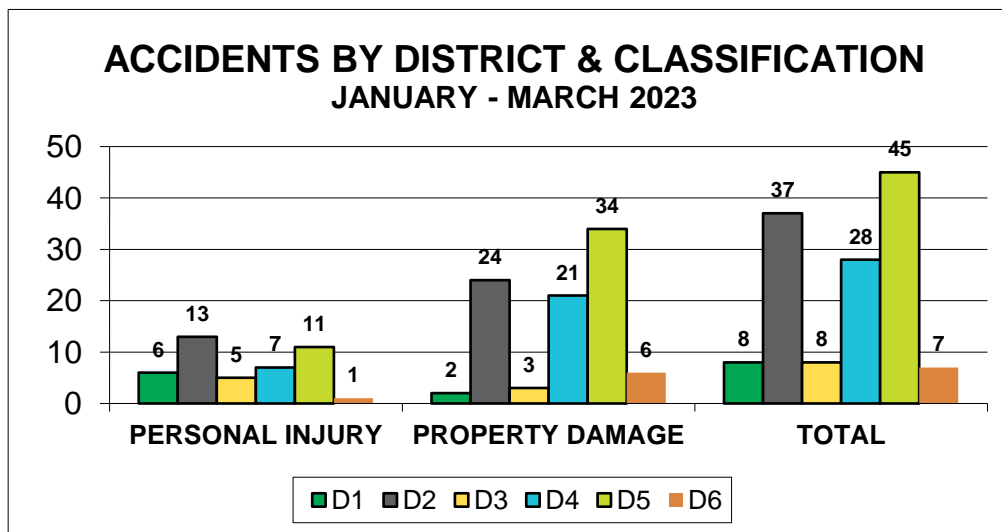
District 5 experienced the majority of accidents (45 or 33.8%) followed by District 2 with 37 accidents (27.8%). There were 8 collisions in District 1 (6.0%); 8 collisions in District 3 (6.0%); 28 collisions in District 4 (21.1%); and 7 collisions in District 6 (5.3%). The busiest day of the week for accident activity for the reporting period was Tuesday with 30 accidents (22.6%) reported. The second busiest day was Friday with 29 accidents (21.8%) reported. Accident activity for the remaining days of the week were as follows: Sunday = 18 (13.5%); Monday = 12 (9.0%); Wednesday = 19 (14.3%); Thursday = 20 (15.0%); and Saturday = 5 (3.8%).

The most frequent contributing factor was Following Too Closely which accounted for 31 or 23.3% of the accidents. The next most recurrent contributing factor was Failure To Yield accounting for 26 or 19.5% of the accidents for the reporting period. The busiest time of day for accident activity was between 8AM-9AM with 40 (30.1%) accidents.

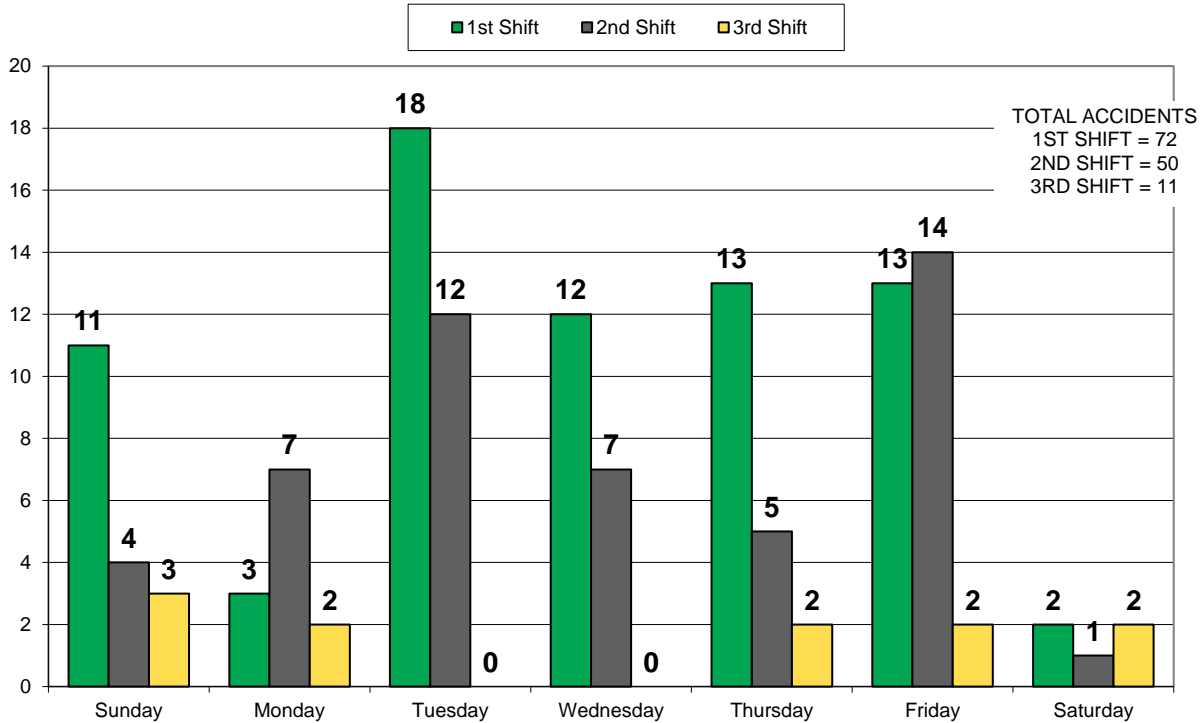
Six (6) crashes were identified as having been alcohol related (4.5%). One hundred-nine (109) citations were issued to at fault drivers as a result of their accidents 82.0%

### ACCIDENTS BY DISTRICT & CLASSIFICATION

DISTRICT	PERSONAL INJURY	PROPERTY DAMAGE	TOTAL
D1	6	2	8
D2	13	24	37
D3	5	3	8
D4	7	21	28
D5	11	34	45
D6	1	6	7
TOTAL	43	90	133



## ACCIDENTS BY DAY OF WEEK & SHIFT JANUARY 1 - MARCH 31, 2023



## ACCIDENTS & CITATIONS BY HOUR JANUARY 1 - MARCH 31, 2023

