



# Dublin Police Department

## Quarterly Report

January – March, 2024



# Agency Quarterly Activity

January – March, 2024

## Focus & Results

### Goal #1: Enhance our readiness and demonstrate our ability to effectively respond to and successfully resolve critical incidents and/or major crimes

- Total Part I violent crimes decreased YTD from 2023 by 53.3% (2024=7; 2023=15)
- 0.3% increase in reported crimes YTD from 2023 (2024=329; 2023=328)
- Successfully responded to changing crime trends identified in the city

### Goal #2: Reduce theft offenses throughout the city

- 15.2% decrease in theft offenses from 2023 YTD (2024=84; 2023=99)
- 21.1% decrease in thefts from vehicles from 2023 YTD (2024=30; 2023=38)
- 11.1% increase in thefts of motor vehicles from 2023 YTD (2024=10; 2023=9)
- 40.9% decrease in burglaries and B&Es from 2023 YTD (2024=13; 2023=22)

### Goal #3: Improve overall traffic safety in the city

- 24.6% increase in traffic crashes from 2023 YTD (2024=167; 2023=134)
- Serious injury traffic crashes increased to 5 compared to 2 in 2023 YTD
- 33.3% decrease in OVI related traffic crashes from 2023 YTD (2024=4; 2023=6)
- 23.3% increase in OVI related arrests from 2023 YTD (2024=53; 2023=43)

### Goal #4: Enhance and demonstrate our ability to effectively address issues of significant community concern

The department continues to target areas that have seen an increase in theft from vehicle activity, complaints related to parking garages in the Historic Dublin and Bridge Park areas, and continue enforcement efforts throughout the city with traffic and/or speeding concerns.

## Personnel Highlights & Staffing

The following staffing changes occurred during the first quarter of 2024:

### New Personnel:

- 1 Communications Technician

### Promotions:

- 1 Communications Manager

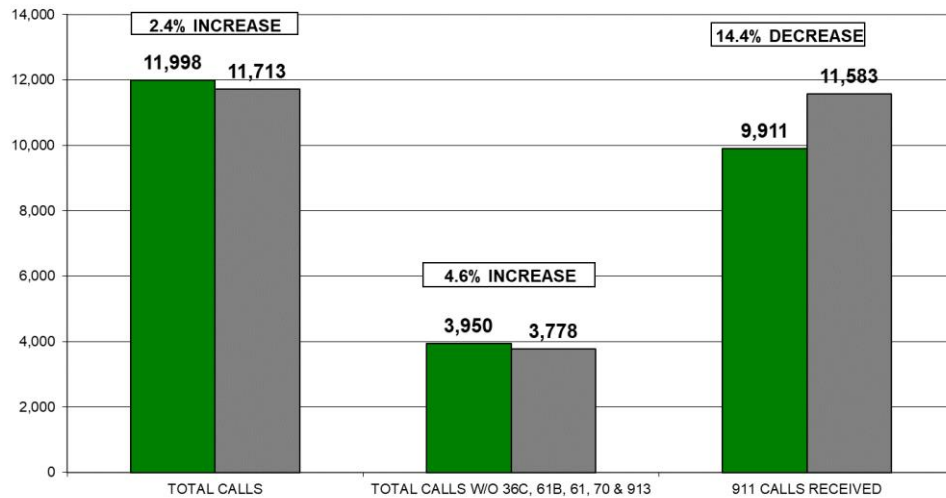
### Retirements/Resignations:

- 1 Police Officer Retirement
- 1 Police Officer Resignation

Staffing Levels	Authorized	Actual
Chief of Police	1	1
Deputy Chief	3	2
Police Lieutenant	6	6
Police Sergeant	9	9
Police Officer	58	53
Law Enforcement Planner	1	1
Public Safety Intelligence Analyst	1	0
Professional Standards Manager	1	1
Administrative Support III	1	1
Records Supervisor	1	1
Records Technician II	3	3
Records Technician I	1	1
Police Property Technician	1	1
Operations Manager	1	0
Communications Manager	3	3
Communications Supervisor	6	4
CAD Manager	1	1
Communications System Specialist	1	1
Communications Technician	29	29
<b>Totals</b>	<b>128</b>	<b>118</b>

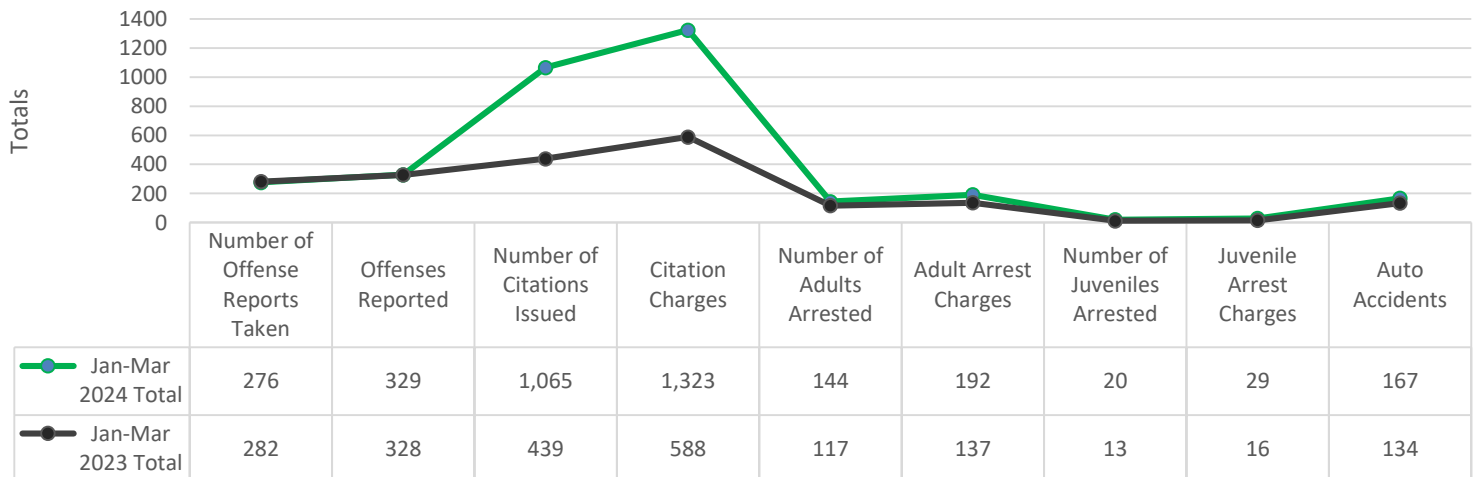
## CALLS FOR SERVICE

JANUARY 1, 2024 - MARCH 31, 2024



January 1, 2024 through March 31, 2024 the Dublin Police Department received 11,998 total calls for service – 3,950 calls were citizen initiated. The average response time for citizen initiated calls was 6 minutes with an average time of 58 minutes to handle the call.

## January - March 2024 Other Reported Activity



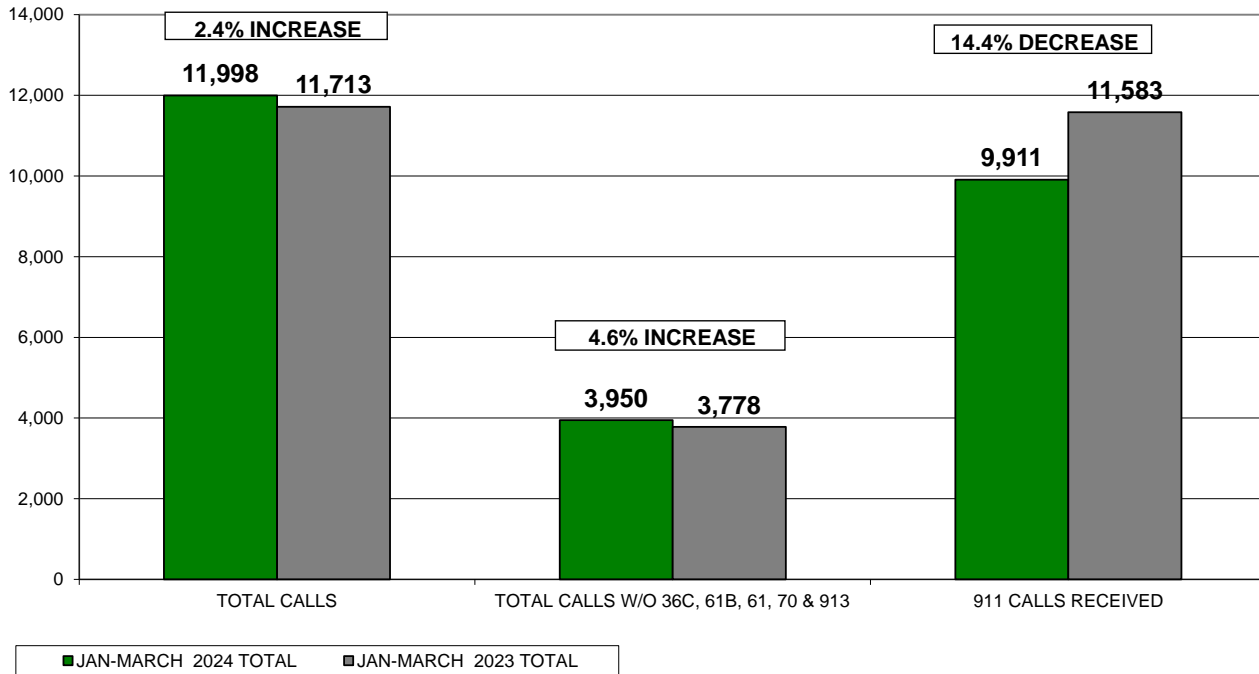
**CALLS FOR SERVICE SUMMARY**  
**JANUARY - MARCH, 2024**

CODE# & DESCRIPTION	DISTRICTS						DISTRICT 0	JAN-MARCH 2024 TOTAL	vs.	JAN-MARCH 2023 TOTAL
	001	002	003	004	005	006	MUTUAL AID OUTSIDE CITY			
10-ASSIST OTHER AGENCY	11	14	2	16	8	0	65	116		96
102-NARCOTICS	4	4	3	7	2	1	0	21		14
12-BURGLARY	1	9	3	0	0	0	0	13		19
12AL BURGLAR ALARM	78	138	62	64	74	50	0	466		413
12B-OPEN DOOR OR WINDOW	1	5	3	5	5	0	0	19		17
13-MISCELLANEOUS CALL	31	56	31	226	39	21	40	444		397
13B-BANK ESCORT	0	1	0	0	0	0	0	1		1
13C-COMMUNITY SERVICE EVENT	0	0	0	1	0	0	0	1		2
13T-PRISONER TRANSPORT	0	0	0	6	0	0	0	6		7
14-FRAUD BAD CHECK	9	14	11	26	10	5	1	76		88
15-WARRANT SERVICE	0	2	1	28	1	1	6	39		39
16-DECEASED PERSON	1	1	0	1	1	1	0	5		11
16A-DECEASED ANIMAL	0	2	5	0	1	0	0	8		6
18-ANIMAL BITE	0	0	4	0	0	0	0	4		1
18A-ANIMAL COMPLAINT	10	6	16	18	5	2	0	57		47
18B-BARKING DOG	0	1	0	0	0	0	0	1		6
2-ACCIDENT NON INJURY	29	49	13	48	83	14	2	238		216
20-DOMESTIC	2	3	0	3	7	1	1	17		15
24-INTOXICATED PERSON	3	4	0	4	1	4	0	16		14
24A -OMVI	11	18	3	17	11	5	24	89		68
26-FIGHT	1	3	1	0	0	0	0	5		4
28-FIRE RUN	0	1	2	5	8	1	0	17		20
29-EMS RUN	11	12	6	24	8	9	0	70		62
2A-HIT SKIP NON INJURY	6	12	5	9	15	6	0	53		49
2P-ACCIDENT PRIVATE PROPERTY	8	12	4	20	8	5	0	57		37
30-VICE COMPLAINT	1	0	0	0	0	0	0	1		1
34-JUVENILE COMPLAINT	4	1	12	19	9	10	0	55		44
36-THEFT	64	30	3	25	14	16	0	152		122
36B-FOUND PROPERTY	7	11	1	24	4	3	2	52		45
36C-COURTESY CARD	6	21	0	8	4	4	0	43		158
38-MISSING PERSON	2	2	4	8	5	0	0	21		12
38A-MISSING PERSON RETURNED	1	1	2	0	0	0	0	4		1
4-ACCIDENT INJURIES	8	14	3	9	21	1	0	56		47
40-PERSON WITH A GUN	0	0	0	0	0	0	0	0		8
42-UNKNOWN CIRCUMSTANCES	2	2	2	1	2	7	0	16		16
42-UNKNOWN EMERGENCY	1	1	0	1	1	2	0	6		4
42A-911 HANG UP CALL	10	10	0	15	2	12	8	57		70
44-OFFICER IN TROUBLE	0	0	1	0	0	0	0	1		0
48-RAPE	0	1	0	1	0	0	0	2		6
48B-SEX OFFENSE	1	3	1	7	1	1	0	14		6
4A-HIT SKIP INJURY	0	1	0	0	0	0	0	1		0
4F-ACCIDENT FATAL	0	0	0	0	0	0	0	0		1
4P-ACCIDENT PRIV PROP INJURY	1	2	0	2	0	0	0	5		1
50-ROBBERY	1	0	0	0	0	0	0	1		6
50ALB-ROBBERY ALARM BUSINESS	6	5	0	3	6	0	0	20		28
50ALR-ROBBERY ALARM RESIDENCE	3	3	2	1	2	0	0	11		24
52-SHOOTING	0	1	0	0	0	0	0	1		0
52A-SHOTS FIRED	1	1	1	1	3	1	0	8		5
56-STOLEN VEHICLE	3	1	0	4	1	0	1	10		12
56B-RECOVERED STOLEN VEHICLE	3	2	1	2	1	1	4	14		11
58-SUICIDE	0	0	0	0	0	0	0	0		1
58A-SUICIDE ATTEMPT	2	0	3	7	2	1	0	15		21
60-SUSPICIOUS PERSON	51	69	34	75	31	30	0	290		311
60A-SUSPICIOUS VEHICLE	10	20	8	12	7	14	0	71		109
61-HOUSE CHECK	11	39	96	69	73	0	0	288		327
61A-EXTRA PATROL	11	16	15	21	14	3	0	80		70
61B-TARGET PATROL	1,007	991	193	675	514	442	45	3,867		3,890
62-TRAFFIC DETAIL	2	5	0	2	2	0	0	11		9
64-VANDALISM	10	5	2	9	8	10	0	44		37
70-TRAFFIC VIOLATOR	536	441	240	365	291	465	280	2,618		1,815
72-SPEEDER OR RECKLESS DRIVER	12	52	17	33	90	20	22	246		227
74-DISABLED OR MOTORIST ASSIST	15	30	10	18	51	6	5	135		124
76-VEHICLE BLOCKING	17	35	11	31	20	11	4	129		110

**CALLS FOR SERVICE SUMMARY**  
**JANUARY - MARCH, 2024**

CODE# & DESCRIPTION	DISTRICTS						DISTRICT 0	JAN-MARCH 2024 TOTAL	VS.	JAN-MARCH 2023 TOTAL
	001	002	003	004	005	006	MUTUAL AID OUTSIDE CITY			
76A-PARKING VIOLATOR	4	3	5	18	6	11	0	47		54
78-VEHICLE LOCKOUT	14	18	6	16	15	8	0	77		72
8-ASSAULT	1	4	1	5	3	1	0	15		18
80-ROADWAY OBSTRUCTION	11	16	5	2	28	4	0	66		66
8A-MENACING THREATS	1	5	0	7	3	0	0	16		26
8B-TELEPHONE HARASSMENT	3	5	3	11	2	1	0	25		18
90-DISTURBANCE 2 UNITS	41	39	23	49	36	16	2	206		186
90A-DISTURBANCE 1 UNIT	18	7	8	21	8	9	0	71		127
913-FOOT PATROL	240	243	37	291	186	165	70	1,232		1,745
96-BEHAVORIAL HEALTH	7	11	5	24	11	1	0	59		73
<b>TOTAL CALLS</b>	2,366	2,534	930	2,420	1,764	1,402	582	11,998		11,713
<b>TOTAL CALLS W/O 36C, 61B, 61, 70 &amp; 913</b>	566	799	364	1,012	696	326	187	3,950		3,778
<b>911 CALLS RECEIVED</b>								9,911		11,583

**CALLS FOR SERVICE**  
**JANUARY 1, 2024 - MARCH 31, 2024**



**OFFENSE REPORT SUMMARY**

<b>ACTUAL NUMBER OF OFFENSE REPORTS</b>	<b>JAN-MARCH 2024</b>		<b>JAN-MARCH 2023</b>
<b>TOTAL</b>	<b>276</b>	<b>VS</b>	<b>282</b>

<b>GROUP A</b>	<b>DEPARTMENT CLASSIFICATION</b>	<b>IBR CODE</b>	<b>JAN-MARCH 2024</b>	<b>JAN-MARCH 2023</b>
	AGGRAVATED ASSAULT	13A	6	4
	ARSON	200	0	2
	BURGLARY/BREAKING AND ENTERING	220	13	22
	COUNTERFEITING/FORGERY	250	2	1
	CREDIT CARD/AUTOMATIC TELLER MACHINE FRAUD	26B	1	2
	DISTRUCTION/DAMAGE/VANDALISM OF PROPERTY	290	39	28
	DRUG EQUIPMENT VIOLATIONS	35B	12	6
	DRUG/NARCOTIC VIOLATIONS	35A	16	10
	EXTORTION/BLACKMAIL	210	0	2
	FALSE PRETENSES/SWINDLE/CONFIDENCE GAME	26A	4	1
	FORCIBLE FONDLING	11D	4	0
	FORCIBLE RAPE	11A	3	7
	HACKING/COMPUTER INVASTION	26G	1	0
	IDENTITY FRAUD	26F	7	3
	IMPERSONATION	26C	0	0
	INTIMIDATION	13C	9	15
	KIDNAPPING/ABDUCTION	100	0	0
	MOTOR VEHICLE THEFT	240	10	9
	MURDER AND NON-NEGLIGENT MANSLAUGHTER	09A	0	1
	PORNOGRAPHY/OBSCENE MATERIAL	370	0	0
	RECEIVING STOLEN PROPERTY	280	7	4
	ROBBERY	120	1	5
	SIMPLE ASSAULT	13B	28	27
	THEFT - ALL OTHER LARCENY	23H	41	42
	THEFT - PURSE-SNATCHING	23B	0	1
	THEFT - SHOPLIFTING	23C	7	7
	THEFT - THEFT FROM BUILDING	23D	6	11
	THEFT - THEFT FROM MOTOR VEHICLE	23F	28	27
	THEFT - THEFT OF VEHICLE PARTS OR ACCESSORIES	23G	2	11
	WEAPON LAW VIOLATIONS	520	7	5
	WIRE FRAUD	26E	1	0
	<b>TOTAL GROUP A</b>		<b>255</b>	<b>253</b>

<b>GROUP B</b>	<b>DEPARTMENT CLASSIFICATION</b>	<b>IBR CODE</b>	<b>JAN-MARCH 2024</b>	<b>JAN-MARCH 2023</b>
	BAD CHECKS	90A	1	0
	CURFEW/LOITERING/VAGRANCY VIOLATIONS	90B	0	2
	DISORDERLY CONDUCT	90C	7	5
	DRIVING UNDER THE INFLUENCE	90D	40	39
	LIQUOR LAW VIOLATIONS	90G	4	5
	VOYEURISM	90H	2	1
	RUNAWAY	90I	0	0
	TRESPASS OF REAL PROPERTY	90J	3	6
	ALL OTHER OFFENSES	90Z	17	17
	<b>TOTAL GROUP B</b>		<b>74</b>	<b>75</b>

<b>TOTAL OFFENSES REPORTED</b>	<b>329</b>	<b>328</b>
--------------------------------	------------	------------

**TRAFFIC ENFORCEMENT SUMMARY**

<b>NUMBER OF CITATIONS ISSUED</b>	<b>JAN-MARCH 2024</b>	<b>JAN-MARCH 2023</b>
<b>TOTAL</b>	<b>1,065</b>	<b>439</b>

<b>TYPE OF CITATION &amp; SECTION#</b>	<b>JAN-MARCH 2024</b>	<b>JAN-MARCH 2023</b>
ACDA	38	31
CHILD RESTRAINT SYSTEM, EXCEPTIONS	0	1
CHILD SUPPORT (SUS)	0	1
COMPLIANCE WITH LAWFUL ORDER OF POLICE OFFICER; FLEEING	1	0
DISPLAY LICENSE/VALIDATION	2	7
DISPLAY OF LICENSE PLATES	65	49
DIVIDED ROADWAYS	2	1
DRIVER LICENSE SUSPENDED	2	3
DRIVERS LICENSE REQUIRED - MORE THAN ONE PROHIBITED	0	1
DRIVING ON RIGHT HALF OF ROADWAY	0	1
DRIVING TO LEFT OF CENTER OF ROADWAY	1	1
DRIVING UNDER SUSPENSION OR VIOLATION OF LICENSE RESTRICTION	9	5
DRIVING UNDER THE INFLUENCE OR ALCOHOL OR DRUGS	59	45
DRIVING UNSAFE VEHICLE	1	1
DRIVING UPON CLOSED ROADWAY	0	1
DRIVING UPON DIVIDED ROADWAYS	2	3
DRIVING WITHIN MARKED LANES	13	11
DUS - FRA	28	21
DUS - OVI COURT SUSPENSION	4	3
DUS - OVI SUSPENSION	3	3
DUS- FAIL TO REINSTATE	1	2
DUS NON COMPLIANCE SUSPENSION	4	1
DUS OR VIOLATION OF LICENSE RESTRICTION	9	10
EXP REGISTRATION	3	2
FAILIURE TO REGISTER	1	1
FAIL TO YIELD-PRIVATE DRIVE	0	1
FAILURE TO CONTROL	30	27
FAILURE TO REGISTER	1	0
FAILURE TO REINSTATE OL	5	6
FICTIOUS PLATES	0	1
FLASHING RED LIGHT	1	0
FOLLOW/PARK TOO CLOSE TO EMERGENCY VEH.	4	0
FTY - STOPPED CRUISER	1	0
FTY - TURNING LEFT	9	10
HEADLIGHT ILLUMINATION REQUIREMENTS	1	0
HIT/SKIP - CODE 2/4	1	0
IMPROPER TURNS AT INTERSECTION	1	1
INATTENTION	0	2
JUNK VEHICLE	1	0
JUVENILE TRAFFIC OFFENDER	0	3
LANE CHANGE - UNSAFE	11	5
LANES OF TRAVEL UPON ROADWAYS	1	4
LEFT OF CENTER	11	4
LICENSE FORFEIT	0	3
LIGHTED HEADLIGHTS	3	5
MARKED LANES	0	1
MV STOP LIGHTS	2	0
NO LICENSE PLATE LIGHT	2	0
NO OPERATOR`S LICENSE	97	56
NON COMPLIANCE SUSPENSION	10	2

**TRAFFIC ENFORCEMENT SUMMARY**

<b>NUMBER OF CITATIONS ISSUED</b>	<b>JAN-MARCH 2024</b>	<b>JAN-MARCH 2023</b>
<b>TOTAL</b>	<b>1,065</b>	<b>439</b>

<b>TYPE OF CITATION &amp; SECTION#</b>	<b>JAN-MARCH 2024</b>	<b>JAN-MARCH 2023</b>
OBEYING TRAFFIC CONTROL DEVICES	3	5
OBSCURED PLATES	2	0
ONE-WAY TRAFFIC - ROTARY ISLANDS	0	1
OPEN CONTAINER LIQUOR	0	1
OPERATING MV OR MOTORCYCLE WITHOUT VALID LICENSE	7	6
OVI PER SE	1	0
OVI BREATH	10	11
OVI PER SE BREATH (.17 + (SUPER)	6	6
OVI REFUSAL CONVICTION (PRIOR W/20 YRS)	12	4
PARADES AND ASSEMBLAGES	1	0
PASSING - DOUBLE YELLOW	1	1
PASSING WITHOUT SAFETY	0	1
PHYSICAL CONTROL	0	1
PHYSICAL CONTROL UNDER INFLUENCE	0	1
PROHIBITED ACTS	1	0
RECKLESS OPERATION	0	1
RECKLESS OPERATION - PRIVATE	1	0
RIGHT OF WAY/LEFT	5	3
RIGHT-OF-WAY ON ROADWAY	4	2
RULES FOR TURNS AT INTERSECTIONS	3	1
RULES GOVERNING OVERTAKING AND PASSING OF VEHICLES	1	0
SEAT BELTS REQUIRED	1	1
SIGNAL LIGHTS	3	4
SLOW SPEED	15	1
SPEED - SCHOOL ZONE	110	24
SPEED LIMIT	603	108
SQUEALING TIRES - NOISE	0	1
STARTING AND BACKING VEHICLE	1	1
STOP AND YIELD SIGNS	2	3
STOP SIGNS	13	6
STOPPING AFTER ACCIDENT	4	1
STOPPING AFTER ACCIDENT INVOLVING DAMAGE PERSONAL PROPERTY	1	0
STOPPING AFTER ACCIDENT INVOLVING DAMAGE TO REALITY	0	1
STOPPING AFTER ACCIDENT INVOLVING INJURY TO PERSONS OR PROP.	1	0
STOPPING AFTER INJURY ACCIDENT	1	0
TAIL LIGHT - ILLUMINATION OF REAR LICENSE PLATE	3	3
TEMP PERMIT (OPERATING SOLO)	9	4
TEMPORARY INSTRUCTION PERMIT	5	0
TEXTING WHILE DRIVING	0	1
TIME FOR LIGHTED LIGHTS ON MOTOR VEHICLES	0	1
TRAFFIC CHARGES - HEADLIGHTS 4513.14A	4	1
TRAFFIC CHARGES - NO OPS 4510.12A1	1	0
TRAFFIC CHARGES - RIGHT OF WAY	3	0
TRAFFIC CONTROL DEVICE	0	3
TRAFFIC CONTROL SIGNAL TERMS AND LIGHTS	11	16
TURN AND STOP SIGNAL	2	1
TURN SIGNAL REQUIRED	3	4
TWO LIGHTS DISPLAYED	2	4
TWO OR MORE STOP LIGHTS REQUIRED	3	0
UNSAFE LANE CHANGE	9	7

**TRAFFIC ENFORCEMENT SUMMARY**

<b>NUMBER OF CITATIONS ISSUED</b>	<b>JAN-MARCH 2024</b>	<b>JAN-MARCH 2023</b>
<b>TOTAL</b>	<b>1,065</b>	<b>439</b>

<b>TYPE OF CITATION &amp; SECTION#</b>	<b>JAN-MARCH 2024</b>	<b>JAN-MARCH 2023</b>
UNSAFE VEHICLE	0	1
USE ILLEGAL PLATES; TRANSFER OF REGISTRATION	2	1
USE OF SUNSCREENING, WINDOW TINT	1	1
USING TINTED GLASS AND OTHER VISION OBSCURING MATERIALS	2	0
U-TURN PROHIBITED	1	0
VIOL. PROBATIONARY LICENSE	0	1
WRONGFUL ENTRUSTMENT	1	0
YIELD SIGNS	2	6
<b>TOTAL</b>	<b>1,317</b>	<b>587</b>

**PARKING CITATION CHARGES**

<b>TYPE OF CITATION &amp; SECTION#</b>	<b>JAN-MARCH 2024</b>	<b>JAN-MARCH 2023</b>
HANDICAP PARKING	2	0
MAX CONTINUOUS STREET PARKING - SAME LOCATON	2	0
PARKING FIRE LANE	1	0
PARKING ON PRIVATE PROPERTY	1	0
PROHIBITED STANDING OR PARKING PLACES	0	1
<b>TOTAL</b>	<b>6</b>	<b>1</b>

<b>TOTAL CITATIONS</b>	<b>1,323</b>	<b>588</b>
------------------------	--------------	------------



## ADULT ARREST SUMMARY

ACTUAL NUMBER OF ADULTS ARRESTED	JAN-MARCH 2024	JAN-MARCH 2023
<b>TOTAL</b>	<b>144</b>	<b>117</b>

BREAKDOWN OF CHARGES	JAN-MARCH 2024	JAN-MARCH 2023
AGGRAVATED MENACING	0	2
AGGRAVATED ROBBERY	0	1
ANIMALS OR FOWL RUNNING AT LARGE	0	1
ASSAULT	6	7
BENCH WARRANT	1	0
BREAKING AND ENTERING	1	0
COMPLIANCE WITH LAWFUL ORDER OF POLICE OFFICER; FLEEING	1	0
COMPLICITY	0	1
CRIMINAL DAMAGING/ENDANGERING	2	0
CRIMINAL TRESPASS	1	3
DISCHARGE OF FIREARM ON OR NEAR PROHIBITED PREMISES	2	0
DISORDERLY CONDUCT	3	0
DOMESTIC VIOLENCE - SIMPLE ASSAULT	6	4
DOMESTIC VIOLENCE - MENACING OR INTIMIDATION	0	2
DOMESTIC VIOLENCE - USE OF WEAPON OR AGGRAVATED INJURY	1	0
DRIVING UNDER OVI SUSPENSION	1	1
DRIVING UNDER SUSPENSION	2	0
DRIVING WHILE UNDER THE INFLUENCE OF ALCOHOL/ DRUGS	53	43
DRUG ABUSE - MARIJUANA	1	0
DRUG ABUSE - SCHEDULE I OR II SUBSTANCE	1	0
DRUG PARAPHERNALIA	6	2
DUS NON COMPLIANCE SUSPENSION	1	0
ENDANGERING CHILDREN	1	0
EXP REGISTRATION	2	0
FAIL TO CONTROL	2	3
FAILURE TO APPEAR	1	0
FAILURE TO APPEAR; ISSUANCE OF WARRANT	1	0
FAILURE TO COMPLY WITH ORDER OR SIGNAL OF P.O. - ELUDE OR F	0	1
FAILURE TO CONTROL	2	0
FALSIFICATION	1	1
FELONIOUS ASSAULT	2	0
GROSS SEXUAL IMPOSITION	1	0
HAVING PHYSICAL CONTROL OF VEHICLE WHILE UNDER THE INFLUENCE	0	2
IMPROPERLY DISCHARGING FIREARM AT OR INTO HABITATION OR SCH	1	0
KIDNAPPING	1	0
LEAVING THE SCENE OF AN ACCIDENT	1	0
MARIJUANA DRUG PARAPHERNALIA	0	1
MARKED LANES	2	0
MENACING	0	1
MENACING BY STALKING	1	0
MOTOR VEHICLE THEFT	1	0
NO OPS	4	0
OBSTRUCTING OFFICIAL BUSINESS	2	1

## ADULT ARREST SUMMARY

ACTUAL NUMBER OF ADULTS ARRESTED	JAN-MARCH 2024	JAN-MARCH 2023
<b>TOTAL</b>	<b>144</b>	<b>117</b>

BREAKDOWN OF CHARGES	JAN-MARCH 2024	JAN-MARCH 2023
OFFENSES INVOLVING COUNTERFEIT CONTROLLED SUBSTANCE - POSSES	1	0
OFFENSES INVOLVING UNDERAGE PERSONS	1	0
OPEN CONTAINER PROHIBITED	0	1
PAROLE VIOLATION	1	0
POSSESSING DRUG ABUSE INSTRUMENTS	2	0
POSSESSION OF DRUGS	8	5
PROHIBITED ACTS	1	0
PROHIBITIONS AGAINST CONSUMPTION IN MOTOR VEHICLE	1	0
PUBLIC INDECENCY	4	0
RAPE	1	2
RECEIVING STOLEN PROPERTY	2	3
RESISTING ARREST	2	0
ROMV - OFF STREET	1	0
RULES FOR TURNS AT INTERSECTIONS	2	0
SEXUAL BATTERY	1	0
SIGNAL LIGHTS	1	0
THEFT - ALL OTHER LARCENY	3	3
THEFT - PETTY (<\$1000)	6	2
THEFT - SHOPLIFTING	2	1
TURN SIGNAL REQUIRED	1	0
UNLAWFUL SEXUAL CONDUCT WITH A MINOR - STATUTORY RAPE	0	1
VIOLATE PROTECTION ORDER OR CONSENT AGREEMENT	2	4
WARRANT ARREST FOREIGN AGENCY	26	19
WARRANT ARREST FTA/FTC	8	19
<b>TOTAL CHARGES</b>	<b>192</b>	<b>137</b>

## JUVENILE ARREST SUMMARY

ACTUAL NUMBER OF JUVENILES ARRESTED	JAN-MARCH 2024	JAN-MARCH 2023
<b>TOTAL</b>	<b>20</b>	<b>13</b>

BREAKDOWN OF CHARGES	JAN-MARCH 2024	JAN-MARCH 2023
ARSON	0	1
ASSAULT	3	0
ATTEMPT	1	0
BREAKING AND ENTERING	3	0
COMPLICITY	1	0
CRIMINAL DAMAGING OR ENDANGERING	0	1
CRIMINAL DAMAGING/ENDANGERING	2	0
CRIMINAL MISCHIEF	1	0
CRIMINAL TRESPASS	2	2
CURFEW	0	2
CURFEW (13-17)	1	1
DISORDERLY CONDUCT	2	2
DOMESTIC VIOLENCE - SIMPLE ASSAULT	2	0
DOMESTIC VIOLENCE - MENACING OR INTIMIDATION	0	1
DRUG ABUSE - MARIJUANA	2	0
FELONIOUS ASSAULT	1	0
IDENTITY FRAUD	1	0
MARIJUANA DRUG PARAPHERNALIA	2	0
MENACING	0	1
OFFENSES INVOLVING UNDERAGE PERSONS	0	2
OPEN CONTAINER LIQUOR	0	1
PERSONS UNDER 21 NOT TO PURCHASE BEER OR LIQUOR	0	1
PROHIBITED ACTS	1	0
THEFT - ALL OTHER LARCENY	1	0
THEFT - FROM MOTOR VEHICLE	1	0
TRAFFICKING IN DRUGS	0	1
UNAUTHORIZED USE OF PROPERTY- COMPUTER	1	0
VANDALISM	1	0
<b>TOTAL</b>	<b>29</b>	<b>16</b>

## ACCIDENTS

TYPE OF ACCIDENT	JAN-MARCH 2024	JAN-MARCH 2023
FATAL	0	1
PROPERTY DAMAGE	76	74
HIT SKIP	29	21
INJURY ACCIDENT	60	38
INJURY HIT SKIP	2	0
<b>TOTALS</b>	<b>167</b>	<b>134</b>

## ACCIDENT ANALYSIS January - March 2024

January 1, 2024 through March 31, 2024 there were 167 reported traffic accidents, resulting in an average 1.84 accidents/day. Compared to 2023, accidents increased 24.6% (2024 = 167; 2023 = 134).

Personal injury accidents (62) accounted for 37.1% of the total. Property damage accidents accounted for the majority of our activity with 105 reports being filed (62.9%).

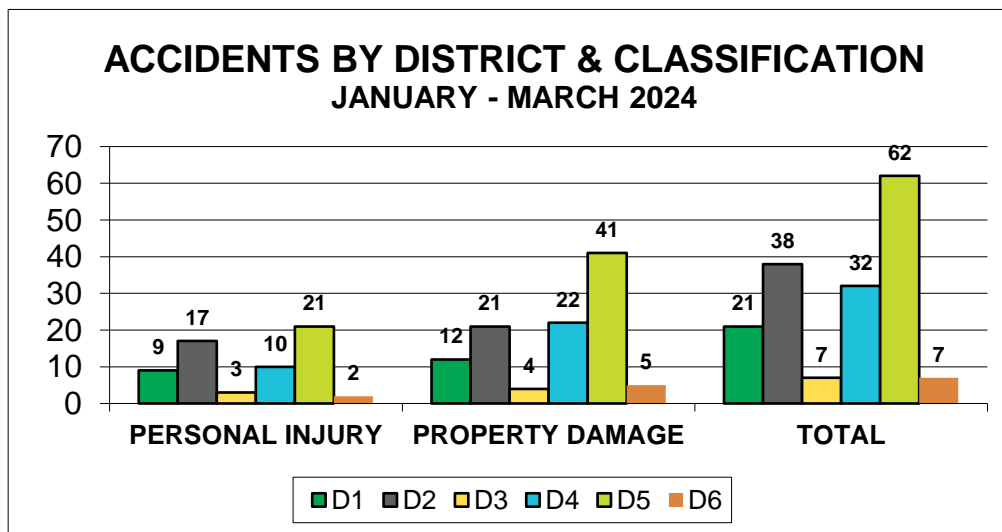
District 5 experienced the majority of accidents (62 or 37.1%) followed by District 2 with 38 accidents (22.8%). There were 21 collisions in District 1 (12.6%); 7 collisions in District 3 (4.2%); 32 collisions in District 4 (19.2%); and 7 collisions in District 6 (4.2%). The busiest day of the week for accident activity for the reporting period was Thursday with 33 accidents (19.8%) reported. The second busiest day was Wednesday with 28 accidents (16.8%) reported. Accident activity for the remaining days of the week were as follows: Sunday = 16 (9.6%); Monday = 21 (12.6%); Tuesday = 18 (10.8%); Friday = 27 (16.2%); and Saturday = 24 (14.4%).

The most frequent contributing factor was Following Too Closely which accounted for 43 or 25.7% of the accidents. The next most recurrent contributing factor was Failure To Yield accounting for 29 or 17.4% of the accidents for the reporting period. The busiest time of day for accident activity was between 7AM-8AM with 21 (12.6%) accidents.

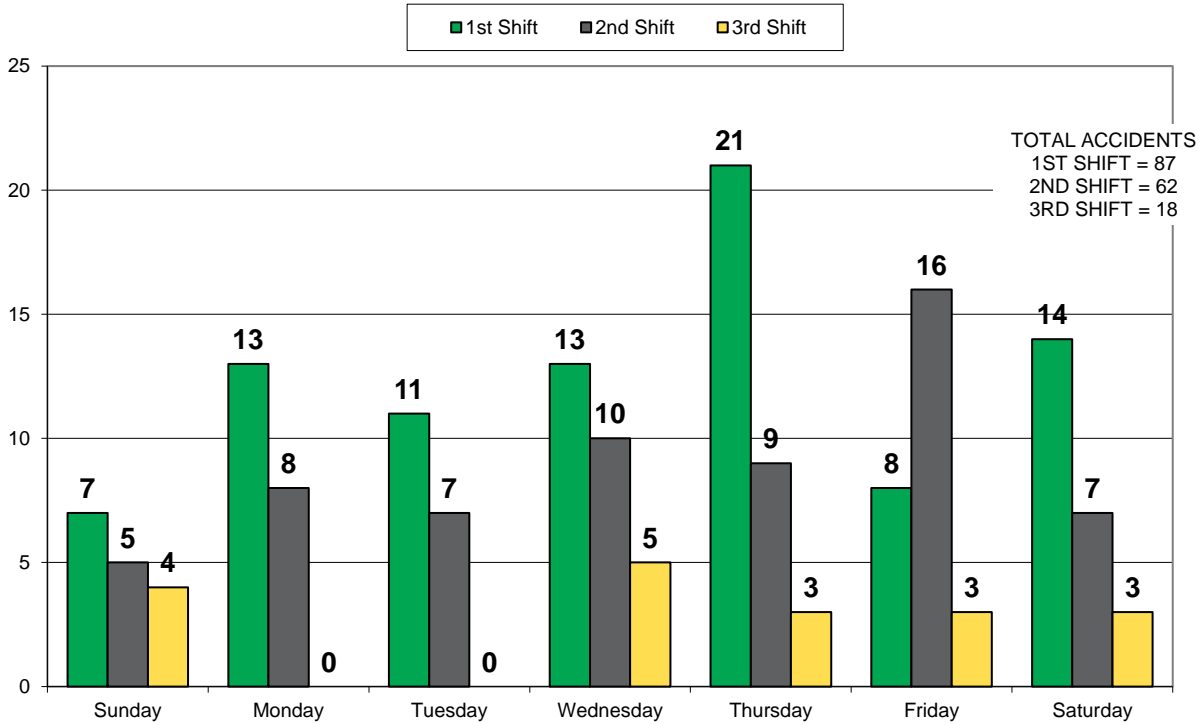
Four (4) crashes were identified as having been alcohol related (2.4%). One hundred-twenty (120) citations were issued to at fault drivers as a result of their accidents 71.9%

### ACCIDENTS BY DISTRICT & CLASSIFICATION

DISTRICT	PERSONAL INJURY	PROPERTY DAMAGE	TOTAL
D1	9	12	21
D2	17	21	38
D3	3	4	7
D4	10	22	32
D5	21	41	62
D6	2	5	7
<b>TOTAL</b>	<b>62</b>	<b>105</b>	<b>167</b>



### ACCIDENTS BY DAY OF WEEK & SHIFT JANUARY 1 - MARCH 31, 2024



### ACCIDENTS & CITATIONS BY HOUR JANUARY 1 - MARCH 31, 2024

