



Dublin Police Department

Quarterly Report

January – March 2025



Agency Quarterly Activity

January – March 2025

Focus & Results

Goal #1: Enhance our readiness and demonstrate our ability to effectively respond to and successfully resolve critical incidents and/or major crimes

- Total Part I violent crimes YTD increased from 2024 by 12.5% (2025=9; 2024=8)
- 23.1% decrease in reported crimes YTD from 2024 (2025=260; 2024=338)
- Successfully responded to changing crime trends identified in the city

Goal #2: Reduce theft offenses throughout the city

- 17.9% decrease in theft offenses from 2024 YTD (2025=69; 2024=84)
- 13.3% decrease in thefts from vehicles from 2024 YTD (2025=26; 2024=30)
- Increase in motor vehicle theft or attempts from 2024 YTD (2025=19; 2024=10)
- 30.8% decrease in burglaries and B&Es from 2023 YTD (2025=9; 2024=13)

Goal #3: Improve overall traffic safety in the city

- 4.19% decrease in traffic crashes from 2024 YTD (2025=160; 2024=167)
- 60.0 decrease in serious injury traffic crashes from 2024 YTD (2025=2; 2024=5)
- 50.0% decrease in OVI related traffic crashes from 2024 YTD (2025=2; 2024=4)
- 13.5% decrease in OVI related arrests from 2024 YTD (2025=2; 2024=52)

Goal #4: Enhance and demonstrate our ability to effectively address issues of significant community concern

The department continues to target areas that have seen an increase in theft from vehicle activity, complaints related to parking garages in the Historic Dublin and Bridge Park areas and continue enforcement efforts throughout the city with traffic and/or speeding concerns.

Personnel Highlights

Business District Unit

The Business District Unit (BDU) is dedicated to crafting and executing innovative policing strategies tailored to the unique challenges of our vibrant, mixed-use urban environment. From tackling crime patterns and traffic concerns to addressing community priorities, the unit works to enhance safety and ensure a welcoming, enjoyable experience for everyone who lives, works or visits within the district. The BDU launched Jan. 15, 2025.

The Business District Unit, which includes a Dublin Police sergeant and two officers, emphasizes addressing safety issues and concerns within the city's business districts, such as the Bridge Park Business District. The unit follows the Dublin Police philosophy of having officers in the right places at the right times for the right reasons.

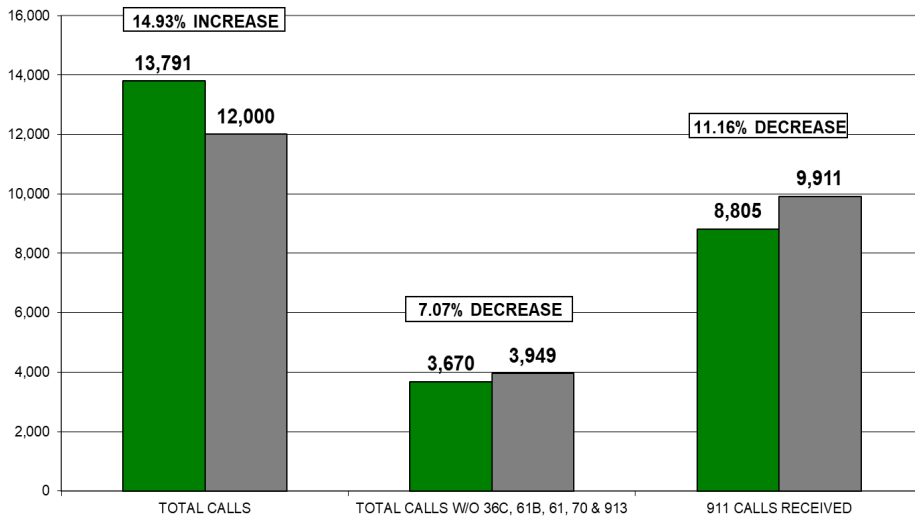
For more information go to: <https://dublinohiousa.gov/dublin-police/business-district-unit/>

Staffing Levels

	Authorized	Actual
Chief of Police	1	1
Deputy Chief	3	2
Police Lieutenant	6	6
Police Sergeant	9	9
Police Officer	59	57
Law Enforcement Planner	1	1
Professional Standards Manager	1	1
Administrative Support III	1	1
Records Supervisor	1	1
Records Technician II	3	3
Records Technician I	1	1
Police Property Technician	1	1
Operations Manager	1	1
Communications Manager	3	2
Communications Supervisor	6	3
CAD Manager	1	1
Communications System Specialist	1	1
Communications Technician	29	26
Totals	128	118

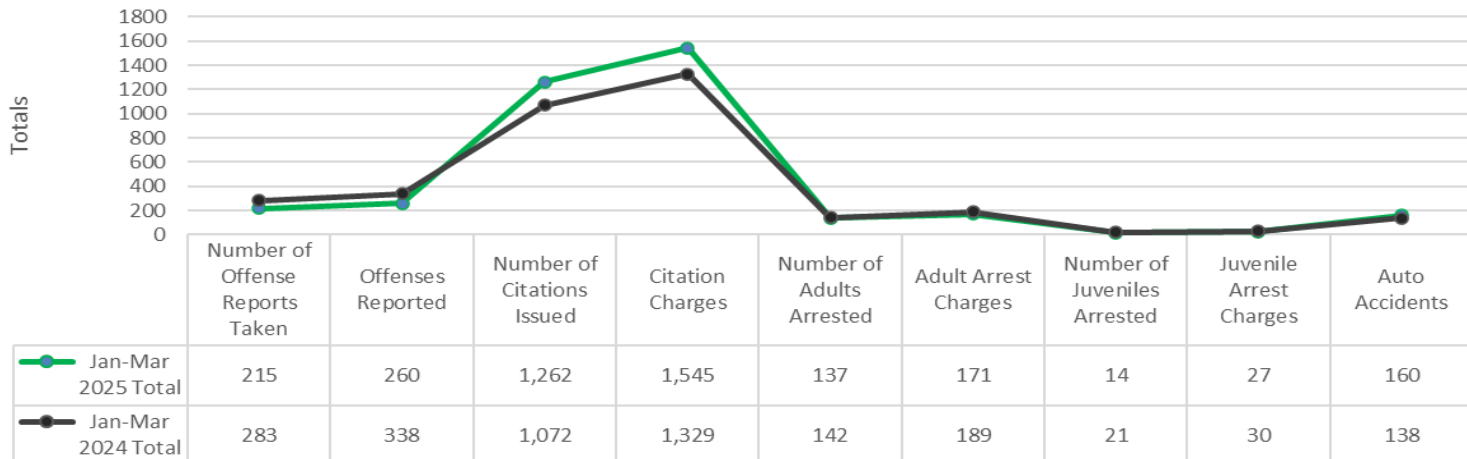
CALLS FOR SERVICE

JANUARY 1, 2025 - MARCH 31, 2025



January 1, 2025 through March 31, 2025 the Dublin Police Department received 13,791 total calls for service – 3,670 calls were citizen initiated. The average response time for citizen initiated calls was 7 minutes with an average time of 55 minutes to handle the call.

January - March 2025 Other Reported Activity



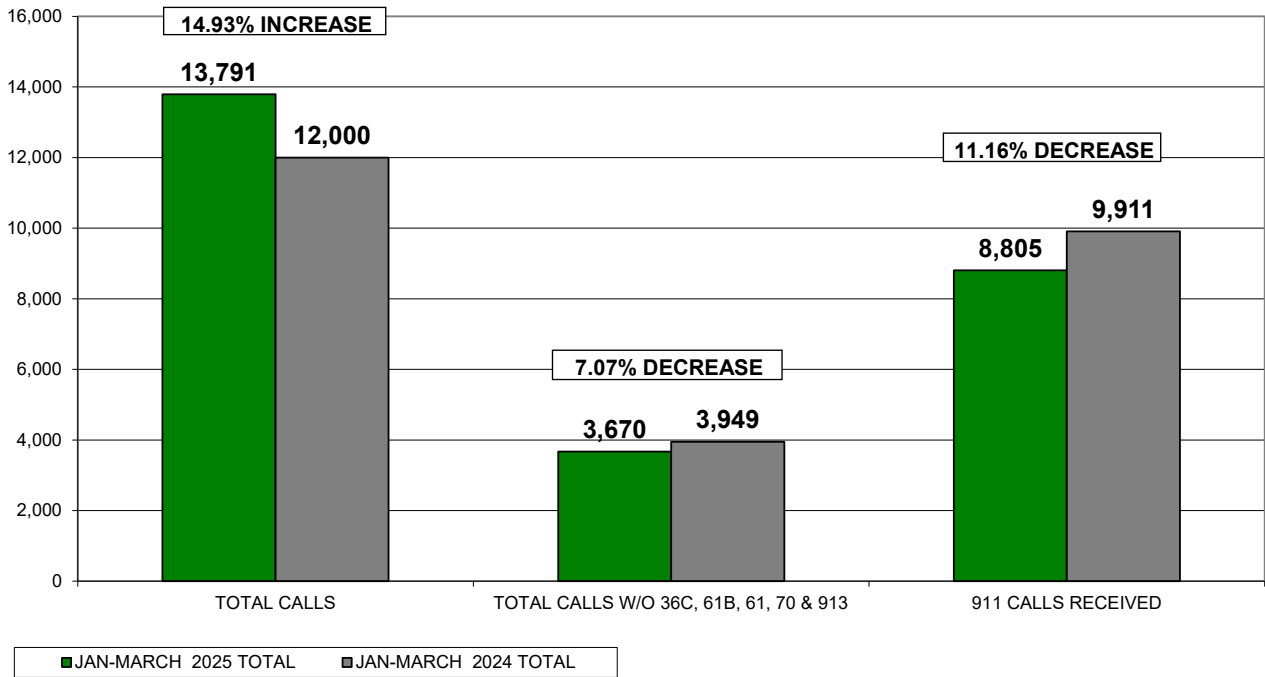
CALLS FOR SERVICE SUMMARY
JANUARY - MARCH 2025

CODE# & DESCRIPTION	DISTRICTS						DISTRICT 0	JAN-MARCH 2025 TOTAL	vs.	JAN-MARCH 2024 TOTAL
	001	002	003	004	005	006	MUTUAL AID OUTSIDE CITY			
10-ASSIST OTHER AGENCY	4	3	2	11	9	3	50	82		116
102-NARCOTICS	1	1	0	4	0	0	0	6		21
12-BURGLARY	2	2	1	2	2	1	0	10		13
12AL BURGLAR ALARM	58	106	63	92	61	36	0	416		465
12B-OPEN DOOR OR WINDOW	0	2	4	1	1	1	0	9		19
13-MISCELLANEOUS CALL	45	40	26	189	47	23	34	404		445
13B-BANK ESCORT	0	0	0	0	0	0	0	0		1
13C-COMMUNITY SERVICE EVENT	2	0	0	7	1	2	0	12		1
13T-PRISONER TRANSPORT	0	0	0	5	0	0	1	6		6
14-FRAUD BAD CHECK	6	12	14	27	10	0	0	69		76
15-WARRANT SERVICE	0	2	0	14	1	0	3	20		39
16-DECEASED PERSON	1	0	1	3	2	0	0	7		5
16A-DECEASED ANIMAL	1	2	2	1	0	0	0	6		8
18-ANIMAL BITE	1	0	0	0	0	0	0	1		4
18A-ANIMAL COMPLAINT	6	9	14	22	11	0	0	62		57
18B-BARKING DOG	1	4	1	0	1	1	0	8		1
2-ACCIDENT NON INJURY	24	61	13	33	100	16	2	249		238
20-DOMESTIC	4	3	1	3	4	1	0	16		16
24-INTOXICATED PERSON	4	8	1	2	1	6	0	22		16
24A -OMVI	2	23	1	4	10	3	20	63		88
26-FIGHT	0	0	0	1	0	0	0	1		5
28-FIRE RUN	3	5	5	0	3	3	0	19		16
29-EMS RUN	11	14	7	24	11	6	0	73		70
2A-HIT SKIP NON INJURY	2	10	2	7	13	4	2	40		53
2P-ACCIDENT PRIVATE PROPERTY	9	10	5	17	4	4	0	49		57
30-VICE COMPLAINT	0	0	0	0	0	0	0	0		1
34-JUVENILE COMPLAINT	3	4	11	10	4	10	0	42		55
36-THEFT	16	22	4	21	15	9	1	88		152
36B-FOUND PROPERTY	7	5	5	22	3	5	0	47		52
36C-COURTESY CARD	0	3	0	6	1	1	0	11		43
38-MISSING PERSON	0	6	3	2	4	2	0	17		21
38A-MISSING PERSON RETURNED	0	0	0	0	0	0	0	0		4
4-ACCIDENT INJURIES	7	11	2	1	12	0	0	33		56
40-PERSON WITH A GUN	0	0	0	0	0	1	0	1		0
42-UNKNOWN CIRCUMSTANCES	4	2	3	1	3	5	0	18		16
42-UNKNOWN EMERGENCY	1	2	1	0	2	0	0	6		6
42A-911 HANG UP CALL	4	5	2	7	10	16	0	44		57
44-OFFICER IN TROUBLE	0	0	0	0	0	0	0	0		1
48-RAPE	0	0	0	0	0	0	0	0		2
48B-SEX OFFENSE	2	0	0	1	1	0	0	4		14
4A-HIT SKIP INJURY	0	0	0	0	0	0	0	0		1
4P-ACCIDENT PRIV PROP INJURY	0	1	0	1	0	0	0	2		5
50-ROBBERY	0	0	0	0	0	0	0	0		1
50ALB-ROBBERY ALARM BUSINESS	5	0	0	4	1	1	0	11		20
50ALR-ROBBERY ALARM RESIDENCE	1	1	7	2	4	0	0	15		11
50ALS-SCHOOL ALARM	0	1	0	0	0	0	0	1		0
52-SHOOTING	0	0	0	0	0	0	0	0		1
52A-SHOTS FIRED	0	1	1	1	2	0	1	6		8
54-STABBING	0	0	2	0	0	0	0	2		0
56-STOLEN VEHICLE	4	8	0	4	6	3	0	25		10
56B-RECOVERED STOLEN VEHICLE	1	2	0	5	1	1	1	11		14
58-SUICIDE	0	0	0	0	2	0	0	2		0
58A-SUICIDE ATTEMPT	4	5	4	3	3	1	0	20		15
60-SUSPICIOUS PERSON	54	54	19	46	29	42	2	246		291
60A-SUSPICIOUS VEHICLE	25	27	4	9	7	24	1	97		71
61-HOUSE CHECK	93	198	145	147	181	0	0	764		287
61A-EXTRA PATROL	8	9	14	16	11	3	0	61		80
61B-TARGET PATROL	2,419	1,142	136	594	598	516	64	5,469		3,869
62-TRAFFIC DETAIL	1	0	0	1	1	0	1	4		11
64-VANDALISM	9	4	2	5	5	4	0	29		44
70-TRAFFIC VIOLATOR	566	617	211	459	440	344	368	3,005		2,620
72-SPEEDER OR RECKLESS DRIVER	15	51	13	16	92	21	46	254		246
74-DISABLED OR MOTORIST ASSIST	16	34	7	7	66	4	9	143		135

CALLS FOR SERVICE SUMMARY
JANUARY - MARCH 2025

CODE# & DESCRIPTION	DISTRICTS						DISTRICT 0	JAN-MARCH 2025 TOTAL	VS.	JAN-MARCH 2024 TOTAL
	001	002	003	004	005	006	MUTUAL AID OUTSIDE CITY			
76-VEHICLE BLOCKING	15	27	6	16	23	15	5	107		129
76A-PARKING VIOLATOR	8	34	3	52	7	80	1	185		47
78-VEHICLE LOCKOUT	11	16	3	15	11	3	0	59		77
8-ASSAULT	2	2	2	7	1	2	0	16		15
80-ROADWAY OBSTRUCTION	14	27	7	8	31	1	1	89		66
8A-MENACING THREATS	3	2	2	3	1	2	0	13		16
8B-TELEPHONE HARASSMENT	1	1	4	7	1	1	0	15		25
90-DISTURBANCE 2 UNITS	31	32	18	29	22	35	2	169		207
90A-DISTURBANCE 1 UNIT	12	12	21	21	12	14	1	93		71
913-FOOT PATROL	98	123	48	293	46	165	99	872		1,232
96-BEHAVIORAL HEALTH	10	7	4	17	3	4	0	45		59
TOTAL CALLS	3,657	2,815	877	2,328	1,954	1,445	715	13,791		12,000
TOTAL CALLS W/O 36C, 61B, 61, 70 & 913	481	732	337	829	688	419	184	3,670		3,949
911 CALLS RECEIVED								8,805		9,911

CALLS FOR SERVICE
JANUARY 1, 2025 - MARCH 31, 2025



OFFENSE REPORT SUMMARY

ACTUAL NUMBER OF OFFENSE REPORTS	JAN-MARCH 2025		JAN-MARCH 2024
TOTAL	215	VS	283

GROUP A	DEPARTMENT CLASSIFICATION	IBR CODE	JAN-MARCH 2025	JAN-MARCH 2024
	AGGRAVATED ASSAULT	13A	5	6
	ARSON	200	1	0
	ASSISTING OR PROMOTING PROSTITUTION	40B	2	0
	BURGLARY/BREAKING AND ENTERING	220	10	13
	COUNTERFEITING/FORGERY	250	0	2
	CREDIT CARD/AUTOMATIC TELLER MACHINE FRAUD	26B	1	1
	DISTRUCTION/DAMAGE/VANDALISM OF PROPERTY	290	21	39
	DRUG EQUIPMENT VIOLATIONS	35B	6	13
	DRUG/NARCOTIC VIOLATIONS	35A	10	17
	EXTORTION/BLACKMAIL	210	2	0
	FALSE PRETENSES/SWINDLE/CONFIDENCE GAME	26A	11	6
	FORCIBLE FONDLING	11D	2	4
	FORCIBLE RAPE	11A	1	4
	HACKING/COMPUTER INVASION	26G	0	1
	IDENTITY FRAUD	26F	5	7
	IMPERSONATION	26C	0	0
	INTIMIDATION	13C	5	9
	KIDNAPPING/ABDUCTION	100	1	0
	MOTOR VEHICLE THEFT	240	19	10
	MURDER AND NON-NEGLIGENT MANSLAUGHTER	09A	1	0
	PORNOGRAPHY/OBSCENE MATERIAL	370	3	0
	RECEIVING STOLEN PROPERTY	280	5	7
	ROBBERY	120	2	1
	SIMPLE ASSAULT	13B	22	28
	THEFT - ALL OTHER LARCENY	23H	25	41
	THEFT - PURSE-SNATCHING	23B	0	0
	THEFT - SHOPLIFTING	23C	9	7
	THEFT - THEFT FROM BUILDING	23D	9	6
	THEFT - THEFT FROM MOTOR VEHICLE	23F	23	28
	THEFT - THEFT OF VEHICLE PARTS OR ACCESSORIES	23G	2	2
	WEAPON LAW VIOLATIONS	520	7	7
	WIRE FRAUD	26E	0	0
TOTAL GROUP A			210	259

GROUP B	DEPARTMENT CLASSIFICATION	IBR CODE	JAN-MARCH 2025	JAN-MARCH 2024
	BAD CHECKS	90A	1	1
	CURFEW/LOITERING/VAGRANCY VIOLATIONS	90B	0	0
	DISORDERLY CONDUCT	90C	6	7
	DRIVING UNDER THE INFLUENCE	90D	21	45
	LIQUOR LAW VIOLATIONS	90G	3	4
	VOYEURISM	90H	0	2
	RUNAWAY	90I	0	0
	TRESPASS OF REAL PROPERTY	90J	8	3
	ALL OTHER OFFENSES	90Z	11	17
TOTAL GROUP B			50	79

TRAFFIC ENFORCEMENT SUMMARY

NUMBER OF CITATIONS ISSUED	JAN-MARCH 2025	JAN-MARCH 2024
TOTAL	1,262	1,072

TYPE OF CITATION & SECTION#	JAN-MARCH 2025	JAN-MARCH 2024
ACDA	35	34
ASSURED CLEAR DISTANCE, SPEED/ACDA	8	4
CHILD RESTRAINT SYSTEM REQUIRED	1	0
CHILD RESTRAINT SYSTEM, EXCEPTIONS	1	0
COMPLIANCE WITH LAWFUL ORDER OF POLICE OFFICER; FLEEING	0	1
DISPLAY LICENSE/VALIDATION	0	2
DISPLAY OF LICENSE PLATES	109	65
DIVIDED ROADWAYS	6	2
DRIVER LICENSE SUSPENDED	1	2
DRIVING TO LEFT OF CENTER OF ROADWAY	0	1
DRIVING UNDER SUSPENSION OR VIOLATION OF LICENSE RESTRICTION	7	9
DRIVING UNSAFE VEHICLE	0	1
DRIVING UPON DIVIDED ROADWAYS	0	2
DRIVING WHILE UNDER THE INFLUENCE OF ALCOHOL/ DRUGS	53	59
DRIVING WITH TEMP PERMIT W/O LICENSED DRIVER	1	0
DRIVING WITHIN MARKED LANES	11	12
DUS - 12 POINT SUSPENSION	2	0
DUS - FRA	61	28
DUS - OVI COURT SUSPENSION	1	4
DUS - OVI SUSPENSION	6	3
DUS- FAIL TO REINSTATE	5	1
DUS NON COMPLIANCE SUSPENSION	4	4
DUS OR VIOLATION OF LICENSE RESTRICTION	13	9
EXP REGISTRATION	6	3
FAILIURE TO REGISTER	1	1
FAIL TO CONTROL	3	10
FAIL TO STOP AT RED LIGHT	3	0
FAIL TO YIELD-PRIVATE DRIVE	6	0
FAILURE TO CONTROL	32	21
FAILURE TO REGISTER	0	1
FAILURE TO REINSTATE OL	11	5
FAILURE TO YIELD RIGHT OF WAY	1	0
FLASHING RED LIGHT	0	1
FOLLOW/PARK TOO CLOSE TO EMERGENCY VEH.	0	4
FOLLOWING TOO CLOSELY	1	0
FTY - STOPPED CRUISER	1	1
FTY - TURNING LEFT	6	9
HEADLIGHT ILLUMINATION REQUIREMENTS	0	1
HIT/SKIP - CODE 2/4	1	2
HIT/SKIP - CODE 2P/4P	1	0
IMPROPER TURNS AT INTERSECTION	0	1
INATTENTION	1	0
JUNK VEHICLE	0	1
LANE CHANGE - UNSAFE	7	11
LANES OF TRAVEL UPON ROADWAYS	1	1
LEAVING THE SCENE OF AN ACCIDENT	1	0
LEFT OF CENTER	2	11
LICENSE FORFEIT	3	0
LIGHTED HEADLIGHTS	5	3
LOADS DROPPING - LEAKING; TRACKNG MUD	1	0

TRAFFIC ENFORCEMENT SUMMARY

NUMBER OF CITATIONS ISSUED	JAN-MARCH 2025	JAN-MARCH 2024
TOTAL	1,262	1,072

TYPE OF CITATION & SECTION#	JAN-MARCH 2025	JAN-MARCH 2024
MARKED LANES	10	0
MV STOP LIGHTS	1	2
NO LICENSE PLATE LIGHT	0	2
NO OPS	123	98
NON COMPLIANCE SUSPENSION	3	10
OBEYING TRAFFIC CONTROL DEVICES	6	3
OBSCURED PLATES	1	2
OCCUPENT RESTRAINING DEVICES	1	0
OPERATING MV OR MOTORCYCLE WITHOUT VALID LICENSE	8	7
OVI PER SE	0	1
OVI PER SE BREATH (.17 + (SUPER)	4	6
OVI REFUSAL CONVICTION (PRIOR W/20 YRS)	4	12
OVI, BREATH	9	10
PARADES AND ASSEMBLAGES	0	1
PASSING - DOUBLE YELLOW	1	1
PROHIBITED ACTS	1	1
PROHIBITED U-TURN	1	0
REAR VIEW MIRRORS	1	0
RECKLESS OPERATION	3	0
RECKLESS OPERATION - PRIVATE	0	1
RIGHT OF WAY RULE WHEN TURNING LEFT	0	1
RIGHT OF WAY/LEFT	2	4
RIGHT-OF-WAY ON ROADWAY	1	4
ROUTE AND LOAD INFORMATION	1	0
RULES FOR TURNS AT INTERSECTIONS	2	3
RULES GOVERNING OVERTAKING AND PASSING OF VEHICLES	1	1
SEAT BELTS REQUIRED	1	1
SIGNAL LIGHTS	3	3
SLOW SPEED	2	13
SPEED - SCHOOL ZONE	121	111
SPEED - SLOW	0	2
SPEED LIMIT	554	606
SQUEALING TIRES - NOISE	4	0
STARTING AND BACKING VEHICLE	0	1
STOP AND YIELD SIGNS	2	2
STOP AT SIDEWALK AREAS	1	0
STOP SIGN VIOLATION	1	0
STOP SIGNS	13	13
STOPPING AFTER ACCIDENT	1	4
STOPPING AFTER ACCIDENT INVOLVING DAMAGE PERSONAL PROPERTY	1	1
STOPPING AFTER ACCIDENT INVOLVING INJURY TO PERSONS OR PROP.	1	0
STOPPING AFTER INJURY ACCIDENT	0	1
STREET RACING	1	0
TAIL LIGHT - ILLUMINATION OF REAR LICENSE PLATE	2	3
TEMP PERMIT (OPERATING SOLO)	9	9
TEMPORARY INSTRUCTION PERMIT	4	5
TIME FOR LIGHTED LIGHTS ON MOTOR VEHICLES	4	0
TRAFFIC CHARGES - HEADLIGHTS 4513.14A	5	4
TRAFFIC CHARGES - NO OPS 4510.12A1	0	1
TRAFFIC CHARGES - RIGHT OF WAY	1	3

TRAFFIC ENFORCEMENT SUMMARY

NUMBER OF CITATIONS ISSUED	JAN-MARCH 2025	JAN-MARCH 2024
TOTAL	1,262	1,072

TYPE OF CITATION & SECTION#	JAN-MARCH 2025	JAN-MARCH 2024
TRAFFIC CHARGES- UNSAFE VEHICLE 4513.02A	1	0
TRAFFIC CONTROL DEVICE	3	0
TRAFFIC CONTROL SIGNAL TERMS AND LIGHTS	5	11
TRAFFIC SIGNAL RIGHT TURN ON RED	3	0
TURN AND STOP SIGNAL	4	2
TURN SIGNAL REQUIRED	7	3
TWO LIGHTS DISPLAYED	4	2
TWO OR MORE STOP LIGHTS REQUIRED	4	3
UNSAFE BACKING	1	0
UNSAFE LANE CHANGE	5	9
USE ILLEGAL PLATES; TRANSFER OF REGISTRATION	3	2
USE OF SUNSCREENING, WINDOW TINT	72	1
USING TINTED GLASS AND OTHER VISION OBSCURING MATERIALS	3	2
U-TURN PROHIBITED	0	1
WRONGFUL ENTRUSTMENT	0	1
YIELD SIGNS	5	2
TOTAL	1,454	1,322

PARKING CITATION CHARGES

TYPE OF CITATION & SECTION#	JAN-MARCH 2025	JAN-MARCH 2024
HANDICAP PARKING	2	2
LEAVING VEHICLES ON PRIVATE PROPERTY; FIRE LANES	2	0
MANNER OF PARALLEL PARKING; HANDICAPPED PARKING	1	0
MAX CONTINUOUS STREET PARKING - SAME LOCATON	2	2
PARKING FIRE LANE	5	2
PARKING ON PRIVATE PROPERTY	0	1
PROHIBITED PARKING ON STREETS & HIGHWAYS	8	0
PROHIBITED STANDING OR PARKING PLACES	34	0
TRUCK LOADING ZONES	37	0
TOTAL	91	7

TOTAL CITATIONS

1,545

1,329

ADULT ARREST SUMMARY

ACTUAL NUMBER OF ADULTS ARRESTED	JAN-MARCH 2025	JAN-MARCH 2024
TOTAL	137	142

BREAKDOWN OF CHARGES	JAN-MARCH 2025	JAN-MARCH 2024
AGGRAVATED BURGLARY	1	0
AGGRAVATED MENACING	1	0
ANIMALS OR FOWL RUNNING AT LARGE	1	0
ASSAULT	11	6
ATTEMPT	1	0
BENCH WARRANT	0	1
BREAKING AND ENTERING	0	1
CARRYING CONCEALED WEAPONS	1	0
COMPLIANCE WITH LAWFUL ORDER OF POLICE OFFICER; FLEEING	0	1
COMPLICITY	1	0
CRIMINAL DAMAGING/ENDANGERING	2	2
CRIMINAL MISCHIEF	1	0
CRIMINAL TRESPASS	7	1
DISCHARGE OF FIREARM ON OR NEAR PROHIBITED PREMISES	0	2
DISORDERLY CONDUCT	1	3
DOMESTIC VIOLENCE - SIMPLE ASSAULT	10	4
DOMESTIC VIOLENCE - USE OF WEAPON OR AGGRAVATED INJURY	1	1
DRIVING UNDER OVI SUSPENSION	0	1
DRIVING UNDER SUSPENSION	1	2
DRIVING WHILE UNDER THE INFLUENCE OF ALCOHOL/ DRUGS	45	52
DRUG ABUSE - MARIJUANA	0	1
DRUG ABUSE - SCHEDULE I OR II SUBSTANCE	0	1
DRUG PARAPHERNALIA	1	5
DUS NON COMPLIANCE SUSPENSION	0	1
ENDANGERING CHILDREN	0	1
EXP REGISTRATION	0	2
FAIL TO CONTROL	0	2
FAILURE TO APPEAR	0	1
FAILURE TO APPEAR; ISSUANCE OF WARRANT	2	1
FAILURE TO COMPLY WITH ORDER OR SIGNAL OF P.O.	2	0
FAILURE TO CONTROL	1	2
FALSIFICATION	5	1
FELONIOUS ASSAULT	1	2
GROSS SEXUAL IMPOSITION	0	1
GROSS SEXUAL IMPOSITION - FORCE	2	0
IMPROPERLY DISCHARGING FIREARM AT OR INTO HABITATION OR SCH	0	1
KIDNAPPING	0	1
KIDNAPPING - ENGAGE IN SEXUAL ACTIVITY	2	0
LEAVING THE SCENE OF AN ACCIDENT	0	1
MARIJUANA DRUG PARAPHERNALIA	1	0
MARKED LANES	0	2
MENACING	1	0
MENACING BY STALKING	0	1

ADULT ARREST SUMMARY

ACTUAL NUMBER OF ADULTS ARRESTED	JAN-MARCH 2025	JAN-MARCH 2024
TOTAL	137	142

BREAKDOWN OF CHARGES	JAN-MARCH 2025	JAN-MARCH 2024
MOTOR VEHICLE THEFT	0	1
NO OPS	0	4
OBSTRUCTING OFFICIAL BUSINESS	2	2
OFFENSES INVOLVING COUNTERFEIT CONTROLLED SUBSTANCE - POSSES	0	1
OFFENSES INVOLVING UNDERAGE PERSONS	1	1
PAROLE VIOLATION	0	1
POSSESSING DRUG ABUSE INSTRUMENTS	0	2
POSSESSION OF DRUGS	2	8
PROHIBITED ACTS	0	1
PROHIBITIONS AGAINST CONSUMPTION IN MOTOR VEHICLE	0	1
PROMOTE PROSTITUTION	1	0
PUBLIC INDECENCY	0	4
RAPE	0	1
RECEIVING STOLEN PROPERTY	1	2
RESISTING ARREST	0	2
ROMV - OFF STREET	0	1
RULES FOR TURNS AT INTERSECTIONS	0	2
SEXUAL BATTERY	0	1
SIGNAL LIGHTS	0	1
SOLICITING	1	0
STRANGULATION - CAUSE OR CREATE RISK OF SERIOUS HARM	2	0
SWATTING	1	0
THEFT - ALL OTHER LARCENY	4	3
THEFT - FROM BUILDING	1	0
THEFT - OF VEHICLE PARTS OR ACCESSORIES	1	0
THEFT - PETTY (<\$1000)	3	6
THEFT - SHOPLIFTING	2	2
TURN SIGNAL REQUIRED	0	1
UNAUTHORIZED USE OF MOTOR VEHICLE	1	0
VIOLATE PROTECTION ORDER OR CONSENT AGREEMENT	0	2
WARRANT ARREST FOREIGN AGENCY	34	27
WARRANT ARREST FTA/FTC	11	8
	0	0
	0	0
	0	0
	0	0
TOTAL CHARGES	171	189

JUVENILE ARREST SUMMARY

ACTUAL NUMBER OF JUVENILES ARRESTED	JAN-MARCH 2025	JAN-MARCH 2024
TOTAL	14	21

BREAKDOWN OF CHARGES	JAN-MARCH 2025	JAN-MARCH 2024
AGGRAVATED MENACING	1	0
AGGRAVATED ROBBERY	1	0
ASSAULT	2	3
ATTEMPT	0	1
BREAKING AND ENTERING	0	3
COMPLICITY	0	1
CRIMINAL DAMAGING/ENDANGERING	3	2
CRIMINAL MISCHIEF	0	1
CRIMINAL TRESPASS	1	2
CURFEW (13-17)	0	1
DISORDERLY CONDUCT	0	2
DOMESTIC VIOLENCE - SIMPLE ASSAULT	3	2
DRUG ABUSE - MARIJUANA	0	2
FALSIFICATION	2	0
FELONIOUS ASSAULT	0	1
HAVING WEAPONS WHILE UNDER DISABILITY	1	0
IDENTITY FRAUD	0	1
IMPROPERLY HANDLING FIREARMS IN A MOTOR VEHICLE	2	0
INCOMPLETE REPORT	0	1
MARIJUANA DRUG PARAPHERNALIA	0	2
MENACING	1	0
POSSESSING CRIMINAL TOOLS	1	0
PROHIBITED ACTS	0	1
RECEIVING STOLEN PROPERTY	1	0
ROBBERY	1	0
SALES TO & USE BY UNDERAGE PERSONS; SECURING PUBLIC ACCOMA.	2	0
STRANGULATION - CAUSE OR CREATE RISK OF SERIOUS HARM	1	0
TELECOMMUNICATIONS HARASSMENT	1	0
THEFT - ALL OTHER LARCENY	0	1
THEFT - FROM MOTOR VEHICLE	0	1
UNAUTHORIZED USE OF PROPERTY- COMPUTER	0	1
UNDERAGE POSSESSION - PURCHASE - CONSUMPTION	1	0
VANDALISM	1	1
WARRANT ARREST FOREIGN AGENCY	1	0
TOTAL	27	30

ACCIDENTS

TYPE OF ACCIDENT	JAN-MARCH 2025	JAN-MARCH 2024
FATAL	0	0
PROPERTY DAMAGE	94	77
HIT SKIP	30	29
INJURY ACCIDENT	34	60
INJURY HIT SKIP	2	2
TOTALS	160	168

ACCIDENT ANALYSIS January - March 2025

January 1, 2025 through March 31, 2025 there were 160 reported traffic accidents, resulting in an average 1.78 accidents/day. Compared to 2024, accidents decreased 4.76% (2025 = 160; 2024 = 168).

Personal injury accidents (36) accounted for 22.5% of the total. Property damage accidents accounted for the majority of our activity with 124 reports being filed (77.5%).

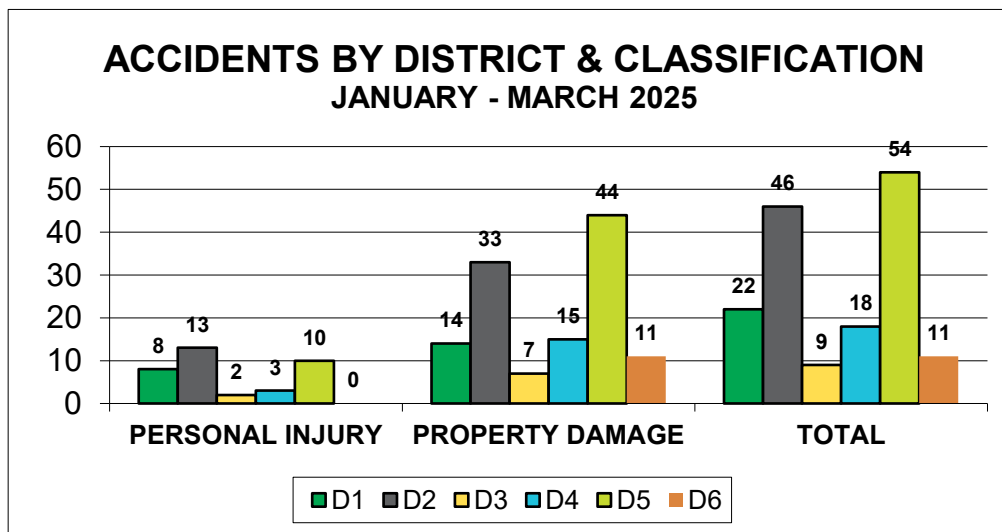
District 5 experienced the majority of accidents (54 or 33.8%) followed by District 2 with 46 accidents (28.8%). There were 22 collisions in District 1 (13.8%); 9 collisions in District 3 (5.6%); 18 collisions in District 4 (11.3%); and 11 collisions in District 6 (6.9%). The busiest day of the week for accident activity for the reporting period was Friday with 27 accidents (16.9%) reported. The second busiest day was tied between Monday and Wednesday with 25 accidents each (15.6%) reported. Accident activity for the remaining days of the week were as follows: Sunday = 20 (12.5%); Tuesday = 22 (13.8%); Thursday = 24 (15.0%); and Saturday = 17 (10.6%).

The most frequent contributing factor was Following Too Closely which accounted for 41 or 25.6% of the accidents. The next most recurrent contributing factor was Failure To Yield accounting for 32 or 20.0% of the accidents for the reporting period. The busiest time of day for accident activity was between 8AM-9AM with 22 (13.8%) accidents.

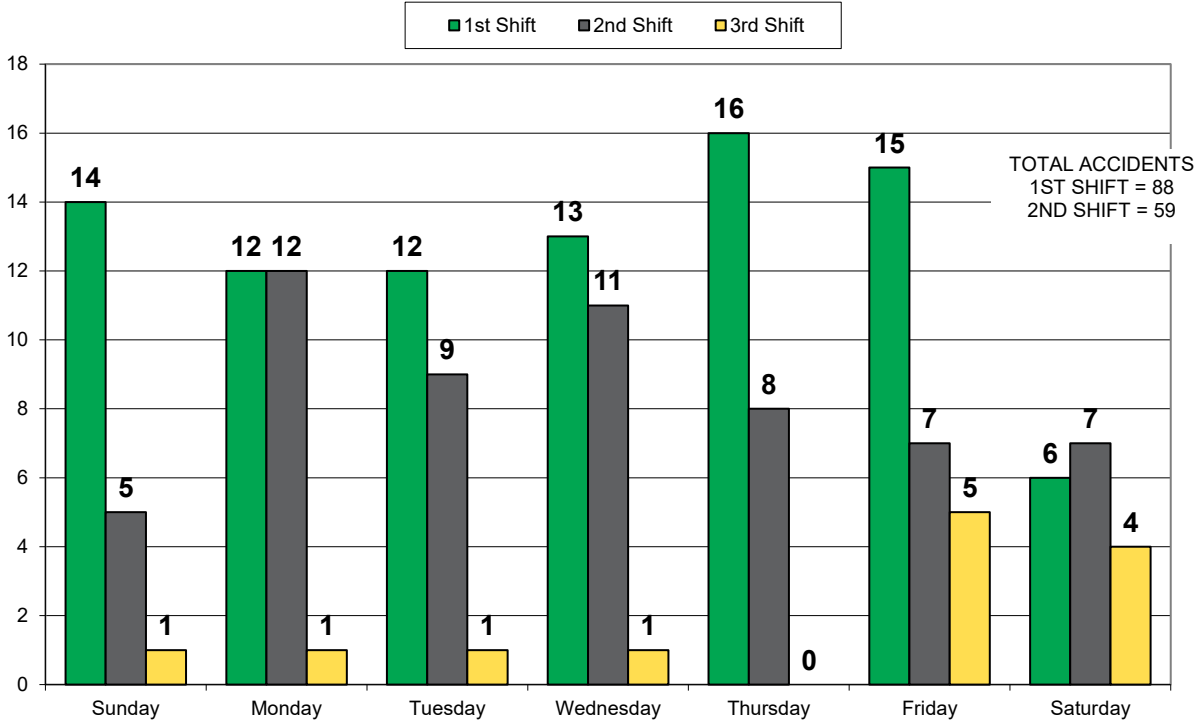
Two (2) crashes were identified as having been alcohol related (1.3%). One hundred-twenty (125) citations were issued to at fault drivers as a result of their accidents 78.1%

ACCIDENTS BY DISTRICT & CLASSIFICATION

DISTRICT	PERSONAL INJURY	PROPERTY DAMAGE	TOTAL
D1	8	14	22
D2	13	33	46
D3	2	7	9
D4	3	15	18
D5	10	44	54
D6	0	11	11
TOTAL	36	124	160



ACCIDENTS BY DAY OF WEEK & SHIFT JANUARY 1 - MARCH 31, 2025



ACCIDENTS & CITATIONS BY HOUR JANUARY 1 - MARCH 31, 2025

