



# Dublin Police Department

## Quarterly Report

July - September 2024



# Agency Quarterly Activity

July – September 2024

## Focus & Results

### Goal #1: Enhance our readiness and demonstrate our ability to effectively respond to and successfully resolve critical incidents and/or major crimes

- Total Part I violent crimes decreased from 2023 YTD (2024=26; 2023=29)
- Decrease in reported crimes YTD from 2023 (2024=971; 2023=1,150)
- Successfully responded to changing crime trends identified in the city

### Goal #2: Reduce theft offenses throughout the city

- Decrease in theft offenses from 2023 YTD (2024=260; 2023=388)
- Decrease in thefts from vehicles from 2023 YTD (2024=98; 2023=182)
- Decrease in thefts of motor vehicles from 2023 YTD (2024=46; 2023=77)
- Increase in burglaries and B&Es from 2023 YTD (2024=41; 2023=38)

### Goal #3: Improve overall traffic safety in the city

- Increase in traffic crashes from 2023 YTD (2024=546; 2023=510)
- Increase in serious injury traffic crashes from 2023 YTD (2024=14; 2023=8)
- Decrease in OVI related traffic crashes from 2023 YTD (2024=16; 2023=17)
- Increase in OVI related arrests 2023 YTD (2024=133; 2023=130)

### Goal #4: Enhance and demonstrate our ability to effectively address issues of significant community concern

The department continues to target areas that have seen an increase in theft from vehicle activity, complaints related to parking garages in the Historic Dublin and Bridge Park areas and continue enforcement efforts throughout the city with traffic and/or speeding concerns.

## Personnel Highlights & Staffing

The following staffing changes occurred during the third quarter of 2024:

### Selection Process:

1 Community Education Unit SRO

### New Hires

1 Communications Technician  
5 Police Officers

### Resignations:

1 Communications Technician  
1 Patrol Officer

### Retirement

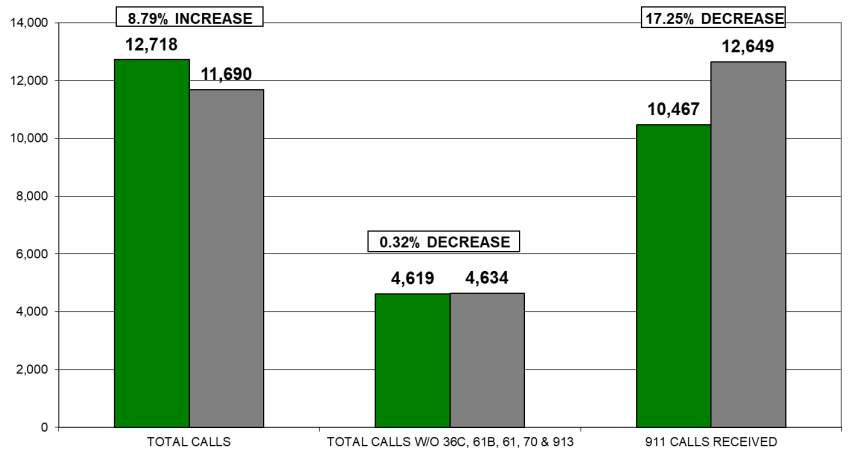
1 Patrol Officer

### Staffing Levels

	Authorized	Actual
Chief of Police	1	1
Deputy Chief	3	2
Police Lieutenant	6	6
Police Sergeant	9	9
Police Officer	58	55
Law Enforcement Planner	1	1
Public Safety Intelligence Analyst	1	0
Professional Standards Manager	1	1
Administrative Support III	1	1
Records Supervisor	1	1
Records Technician II	3	3
Records Technician I	1	1
Police Property Technician	1	1
Operations Manager	1	1
Communications Manager	3	3
Communications Supervisor	6	4
CAD Manager	1	1
Communications System Specialist	1	1
Communications Technician	29	26
<b>Totals</b>	<b>128</b>	<b>118</b>

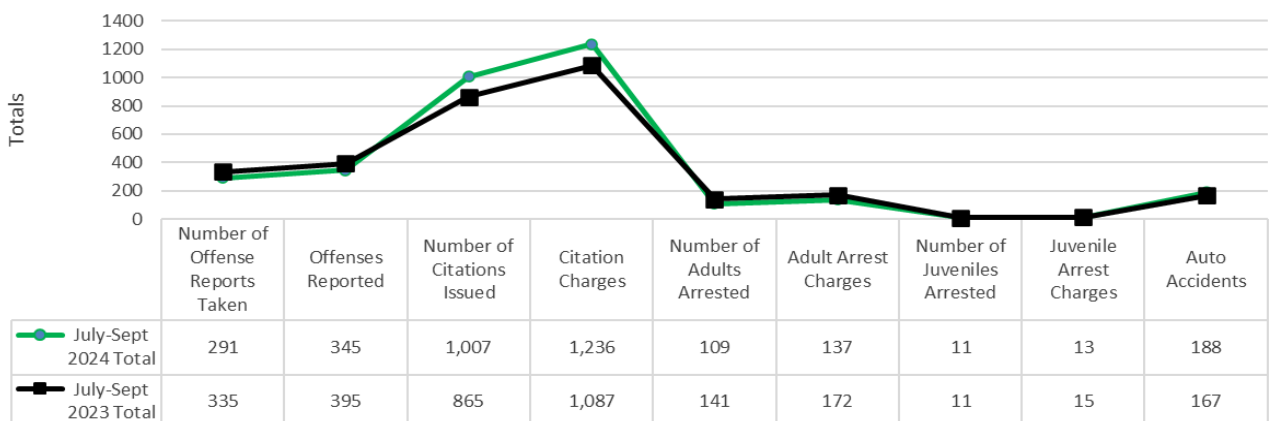
## CALLS FOR SERVICE

JULY 1, 2024 - SEPTEMBER 30, 2024

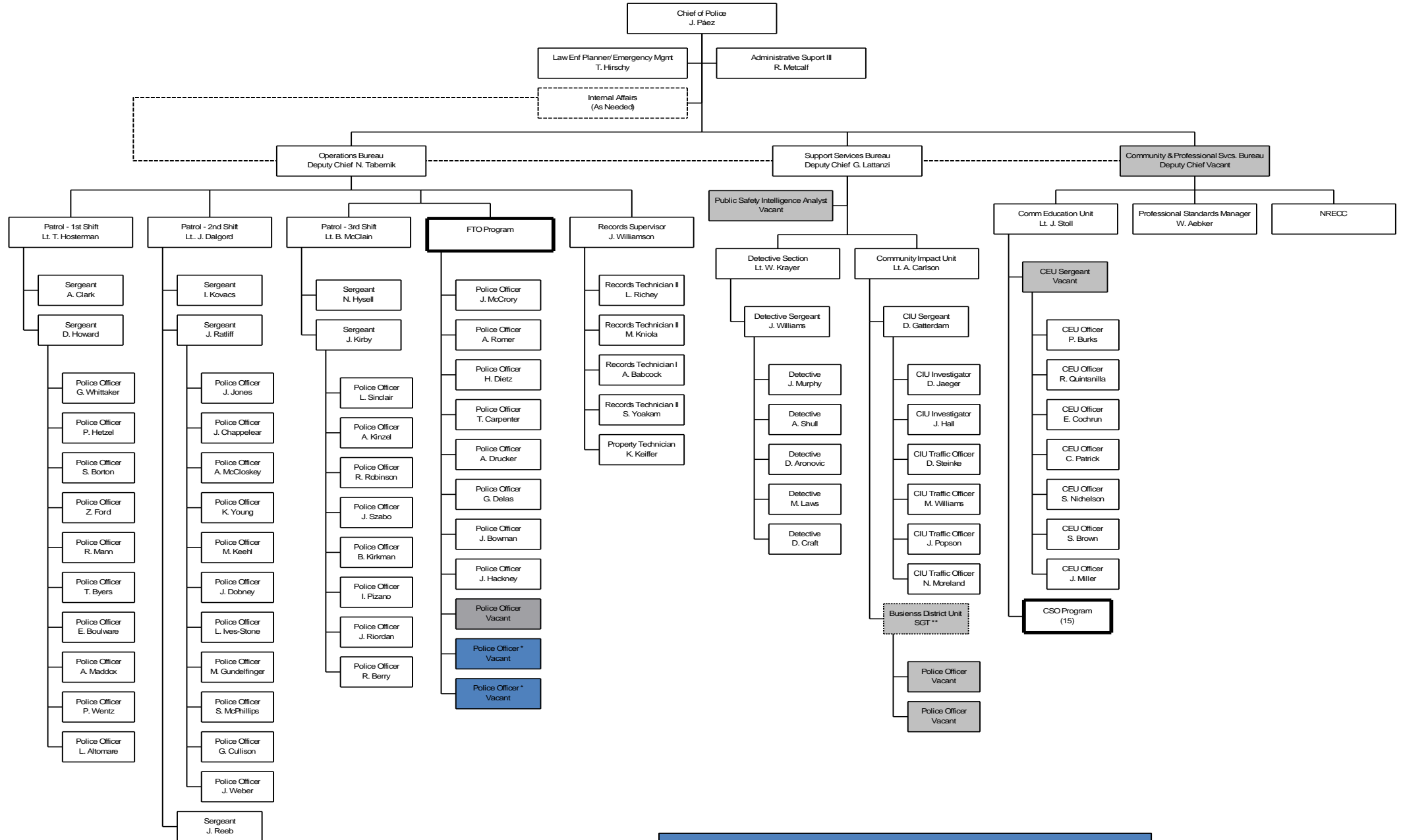


July 1, 2024 through September 30, 2024 the Dublin Police Department received 12,718 total calls for service – 4,619 calls were citizen initiated. The average response time (citizen initiated calls) was 7 minutes with an average time of 51 minutes to handle the call.

## July - September 2024 Other Reported Activity



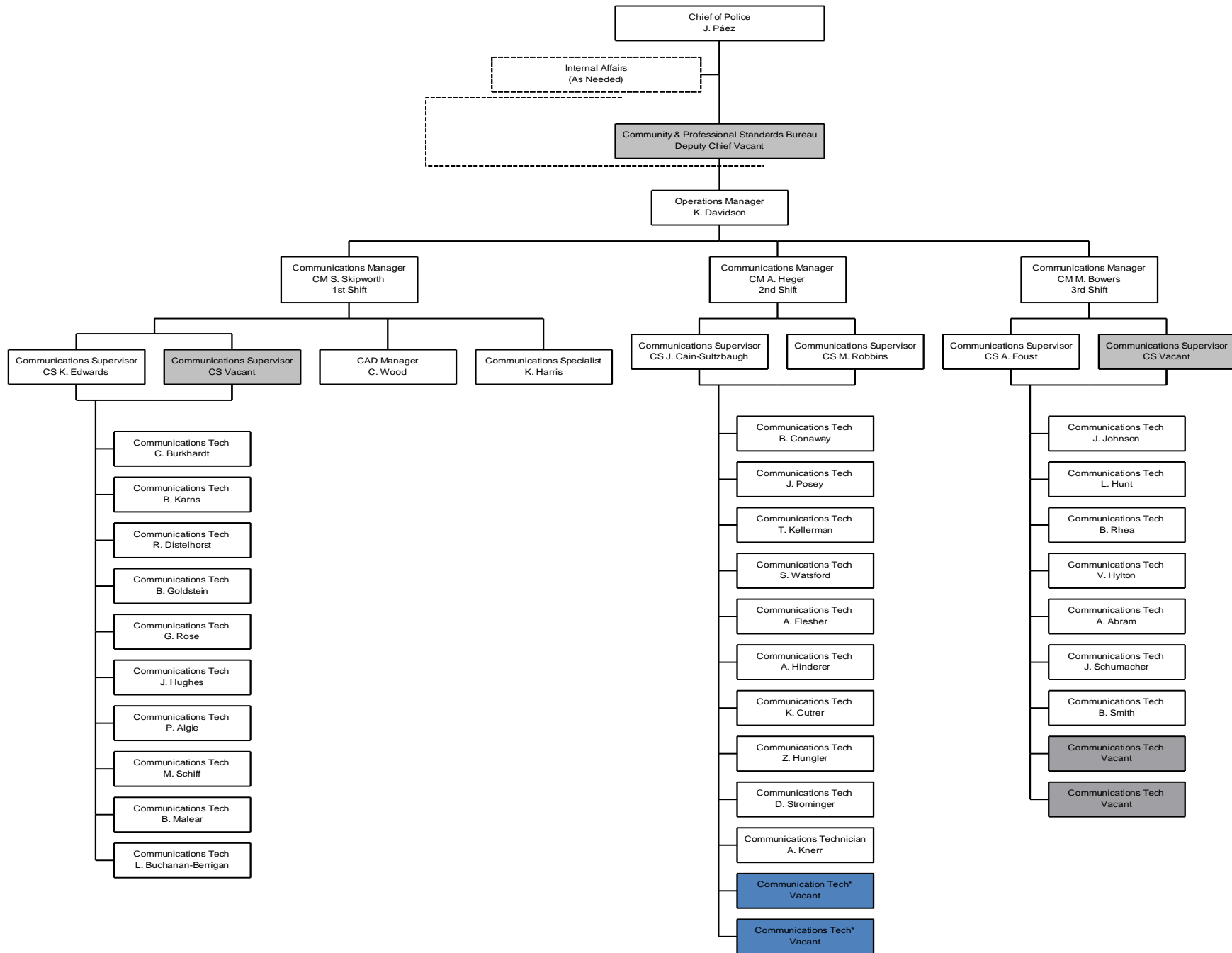
# City of Dublin - Police Department - Organizational Chart - Standard 11.1.1



\* Two additional police officer positions temporarily authorized to allow for future anticipated retirements.

\*\* One converted SGT position

# City of Dublin - NRECC - Organizational Chart - Standard 11.1.1



\* Two additional communications technician positions temporarily above authorized to allow for future anticipated retirements.

Revised: June 2024  
 Replaces: March 2024  
 P&P 103.02

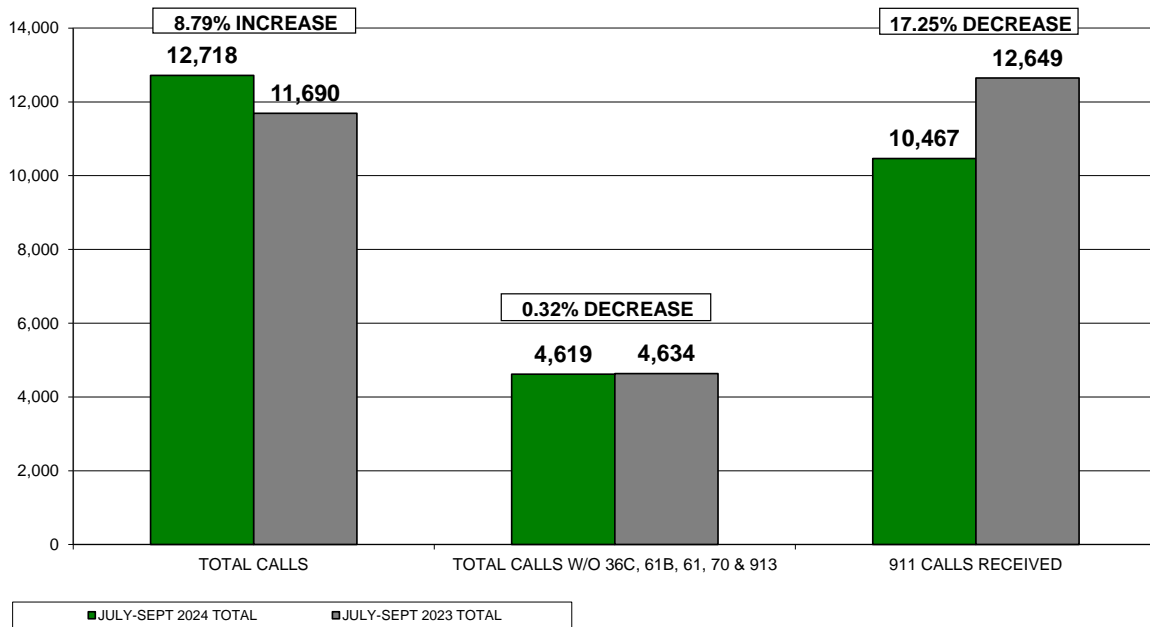
**CALLS FOR SERVICE SUMMARY**  
**JULY-SEPTEMBER, 2024**

CODE# & DESCRIPTION	DISTRICTS						DISTRICT 0	JULY-SEPT 2024 TOTAL	2024 YTD	VS.	JULY-SEPT 2023 TOTAL	2023 YTD
	001	002	003	004	005	006	MUTUAL AID OUTSIDE CITY					
10-ASSIST OTHER AGENCY	4	11	2	14	10	0	71	112	326		106	293
102-NARCOTICS	4	3	0	6	1	2	1	17	50		23	58
12-BURGLARY	0	4	5	6	0	0	0	15	43		10	40
12AL-BURGLAR ALARM	71	116	77	76	77	31	0	448	1,433		432	1,361
12B-OPEN DOOR OR WINDOW	2	3	4	3	4	1	1	18	55		18	58
13-MISCELLANEOUS CALL	39	57	69	226	51	23	17	482	1,498		495	1,402
13B-BANK ESCORT	0	0	0	1	0	0	0	1	2		2	4
13C-COMMUNITY SERVICE EVENT	2	0	0	3	1	0	0	6	31		5	26
13T-PRISONER TRANSPORT	0	0	0	5	0	0	2	7	24		10	23
14-FRAUD BAD CHECK	9	16	17	25	11	3	0	81	228		93	266
15-WARRANT SERVICE	0	0	1	32	0	1	7	41	128		36	110
16-DECEASED PERSON	1	3	1	3	1	0	0	9	21		8	25
16A-DECEASED ANIMAL	0	2	8	4	0	0	0	14	28		8	21
18-ANIMAL BITE	0	0	1	0	1	0	0	2	16		1	3
18A-ANIMAL COMPLAINT	13	15	22	33	20	5	0	108	278		88	216
18B-BARKING DOG	0	4	3	1	0	0	0	8	14		7	20
2-ACCIDENT NON INJURY	31	87	14	41	115	9	1	298	808		270	761
20-DOMESTIC	1	1	0	6	5	1	1	15	40		20	49
24-INTOXICATED PERSON	3	7	0	7	0	15	0	32	76		17	54
24A -OMVI	7	12	4	4	3	7	11	48	226		70	224
26-FIGHT	0	0	1	0	0	2	0	3	8		8	16
28-FIRE RUN	5	3	1	3	0	1	0	13	44		10	52
29-EMS RUN	7	7	9	28	11	7	0	69	211		94	224
2A-HIT SKIP NON INJURY	7	24	4	11	14	15	1	76	203		57	185
2P-ACCIDENT PRIVATE PROPERTY	8	10	3	18	5	3	0	47	147		45	137
30-VICE COMPLAINT	0	0	0	0	0	0	0	0	3		1	3
32-HOMICIDE	0	0	0	0	0	0	0	0	0		0	1
34-JUVENILE COMPLAINT	8	16	16	14	4	14	0	72	256		86	225
36-THEFT	45	38	2	29	12	8	0	134	392		187	546
36B-FOUND PROPERTY	8	7	7	49	2	13	1	87	213		84	206
36C-COURTESY CARD	22	2	0	1	5	1	0	31	102		89	315
38-MISSING PERSON	3	5	4	7	2	1	0	22	66		24	52
38A-MISSING PERSON RETURNED	1	0	0	4	1	0	0	6	14		2	4
4-ACCIDENT INJURIES	5	8	5	2	21	1	2	44	167		70	173
40-PERSON WITH A GUN	2	2	1	0	2	0	0	7	10		5	18
40A-PERSON WITH A KNIFE	0	0	0	0	0	0	0	0	0		1	2
42-UNKNOWN CIRCUMSTANCES	2	6	4	7	7	6	2	34	76		26	61
42-UNKNOWN EMERGENCY	1	4	2	0	2	0	0	9	28		5	20
42A-911 HANG UP CALL	7	10	2	9	8	15	17	68	175		75	226
44-OFFICER IN TROUBLE	0	0	0	1	0	0	1	2	5		1	1
46-PROWLER	0	0	0	0	0	0	0	0	0		1	2
48-RAPE	1	2	0	1	0	0	0	4	10		1	10
48B-SEX OFFENSE	1	0	2	4	0	2	1	10	38		12	32
4A-HIT SKIP INJURY	0	0	0	0	1	1	0	2	4		2	3
4F-ACCIDENT FATAL	0	0	0	0	0	0	0	0	2		0	3
4P-ACCIDENT PRIV PROP INJURY	0	1	0	0	0	1	0	2	8		0	2
50-ROBBERY	1	1	0	0	0	0	0	2	4		2	11
50ALB-ROBBERY ALARM BUSINESS	3	3	0	11	4	3	0	24	62		26	71
50ALR-ROBBERY ALARM RESIDENCE	0	4	11	2	5	0	0	22	53		24	61
52-SHOOTING	0	0	0	0	0	0	0	0	1		1	1
52A-SHOTS FIRED	0	1	2	0	2	0	0	5	17		10	21
56-STOLEN VEHICLE	4	11	1	6	2	0	0	24	54		40	82
56B-RECOVERED STOLEN VEHICLE	0	13	0	7	1	0	2	23	56		24	51
58-SUICIDE	0	0	1	0	0	0	0	1	2		1	4
58A-SUICIDE ATTEMPT	0	1	2	4	1	2	0	10	44		22	65
60-SUSPICIOUS PERSON	72	109	31	82	52	50	1	397	1,083		342	1,015
60A-SUSPICIOUS VEHICLE	23	35	8	16	16	15	0	113	273		111	315
61-HOUSE CHECK	11	13	50	49	20	1	0	144	708		231	831
61A-EXTRA PATROL	10	10	11	11	12	6	0	60	198		71	215
61B-TARGET PATROL	1,590	868	135	585	477	707	51	4,413	11,787		3,541	11,092
62-TRAFFIC DETAIL	3	2	0	5	0	1	1	12	45		14	36
64-VANDALISM	19	3	4	4	10	11	0	51	134		65	175
70-TRAFFIC VIOLATOR	507	507	177	331	469	380	258	2,629	7,860		1,890	5,527
72-SPEEDER OR RECKLESS DRIVER	15	60	11	37	111	29	21	284	898		295	834
74-DISABLED OR MOTORIST ASSIST	24	32	4	20	59	11	8	158	422		116	362
76-VEHICLE BLOCKING	11	32	6	20	23	9	0	101	371		117	343
76A-PARKING VIOLATOR	7	13	15	40	10	81	0	166	349		105	275
78-VEHICLE LOCKOUT	10	12	7	27	21	6	1	84	267		90	249
8-ASSAULT	1	5	2	10	0	0	0	18	47		22	62

**CALLS FOR SERVICE SUMMARY**  
**JULY-SEPTEMBER, 2024**

CODE# & DESCRIPTION	DISTRICTS						DISTRICT 0 MUTUAL AID OUTSIDE CITY	JULY-SEPT 2024 TOTAL	2024 YTD	VS.	JULY-SEPT 2023 TOTAL	2023 YTD
	001	002	003	004	005	006						
80-ROADWAY OBSTRUCTION	6	18	10	8	36	5	2	85	241		99	242
8A-MENACING THREATS	2	3	4	12	2	0	0	23	60		22	72
8B-TELEPHONE HARASSMENT	3	1	5	4	6	0	0	19	60		14	43
90-DISTURBANCE 2 UNITS	52	40	11	48	37	28	0	216	632		237	661
90A-DISTURBANCE 1 UNIT	16	41	33	54	29	18	0	191	443		198	501
913-FOOT PATROL	145	139	21	276	133	107	61	882	3,254		1,305	4,518
96-BEHAVIORAL HEALTH	2	8	9	30	4	4	0	57	157		50	175
<b>TOTAL CALLS</b>	2,857	2,471	862	2,383	1,939	1,663	543	12,718	37,089		11,690	35,443
<b>TOTAL CALLS W/O 36C, 61B, 61, 70 &amp; 913</b>	582	942	479	1,141	835	467	173	4,619	13,378		4,634	13,160
<b>911 CALLS RECEIVED</b>								10,467	31,472		12,649	39,319

**CALLS FOR SERVICE**  
**JULY 1, 2024 - SEPTEMBER 30, 2024**



The average response time of citizen initiated calls was 7 minutes with an average time of 51 minutes to handle the call.

**CALLS FOR SERVICE SUMMARY**  
**JANUARY - SEPTEMBER, 2024**

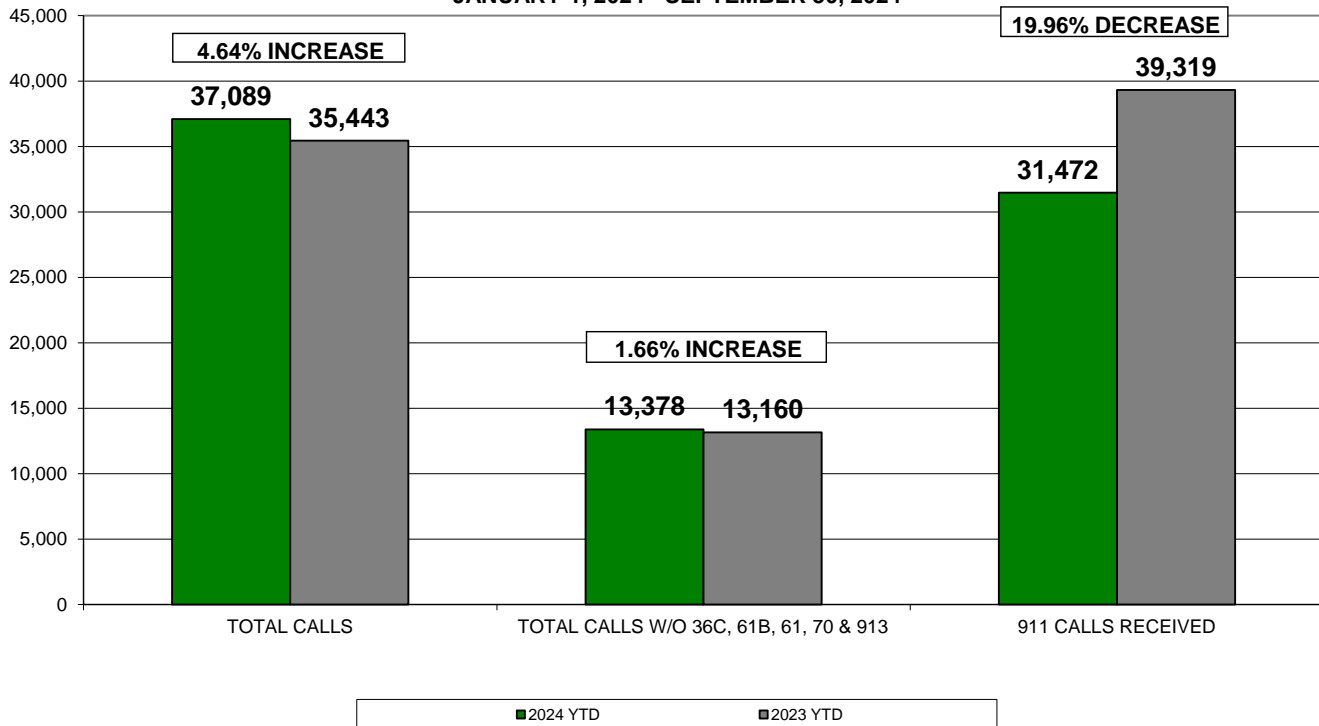
CODE# & DESCRIPTION	DISTRICTS						DISTRICT 0	2024 YTD	vs.	2023 YTD
	001	002	003	004	005	006	MUTUAL AID OUTSIDE CITY			
10-ASSIST OTHER AGENCY	19	33	8	41	31	1	193	326		293
102-NARCOTICS	11	9	3	18	5	3	1	50		58
12-BURGLARY	1	17	9	14	1	1	0	43		40
12AL BURGLAR ALARM	239	413	220	215	230	115	1	1,433		1,361
12B-OPEN DOOR OR WINDOW	5	10	11	16	10	2	1	55		58
13-MISCELLANEOUS CALL	128	171	153	742	139	71	94	1,498		1,402
13B-BANK ESCORT	0	1	0	1	0	0	0	2		4
13C-COMMUNITY SERVICE EVENT	5	0	0	11	1	2	12	31		26
13T-PRISONER TRANSPORT	0	0	0	22	0	0	2	24		23
14-FRAUD BAD CHECK	33	35	46	69	32	12	1	228		266
15-WARRANT SERVICE	1	5	2	93	2	2	23	128		110
16-DECEASED PERSON	3	4	3	7	3	1	0	21		25
16A-DECEASED ANIMAL	0	4	17	4	3	0	0	28		21
18-ANIMAL BITE	0	0	12	2	2	0	0	16		3
18A-ANIMAL COMPLAINT	39	39	61	81	44	14	0	278		216
18B-BARKING DOG	0	6	6	1	0	1	0	14		20
2-ACCIDENT NON INJURY	80	212	45	138	295	34	4	808		761
20-DOMESTIC	3	5	0	16	13	1	2	40		49
24-INTOXICATED PERSON	7	18	3	14	1	33	0	76		54
24A -OMVI	24	53	8	29	32	21	59	226		224
26-FIGHT	1	3	2	0	0	2	0	8		16
28-FIRE RUN	7	7	3	12	11	4	0	44		52
29-EMS RUN	24	36	23	75	26	27	0	211		224
2A-HIT SKIP NON INJURY	24	54	15	33	45	31	1	203		185
2P-ACCIDENT PRIVATE PROPERTY	19	35	8	60	15	10	0	147		137
30-VICE COMPLAINT	2	0	0	0	1	0	0	3		3
32-HOMICIDE	0	0	0	0	0	0	0	0		1
34-JUVENILE COMPLAINT	23	31	51	76	32	43	0	256		225
36-THEFT	126	112	16	77	35	26	0	392		546
36B-FOUND PROPERTY	24	25	14	102	13	31	4	213		206
36C-COURTESY CARD	35	32	5	13	12	5	0	102		315
38-MISSING PERSON	8	10	9	27	10	2	0	66		52
38A-MISSING PERSON RETURNED	3	2	2	6	1	0	0	14		4
4-ACCIDENT INJURIES	22	41	12	17	63	9	3	167		173
40-PERSON WITH A GUN	2	2	2	0	4	0	0	10		18
40A-PERSON WITH A KNIFE	0	0	0	0	0	0	0	0		2
42-UNKNOWN CIRCUMSTANCES	6	13	7	11	12	25	2	76		61
42-UNKNOWN EMERGENCY	4	6	6	5	4	3	0	28		20
42A-911 HANG UP CALL	25	31	5	29	17	36	32	175		226
44-OFFICER IN TROUBLE	0	0	1	1	0	0	3	5		1
46-PROWLER	0	0	0	0	0	0	0	0		2
48-RAPE	2	3	0	5	0	0	0	10		10
48B-SEX OFFENSE	6	3	4	17	2	5	1	38		32
4A-HIT SKIP INJURY	0	1	0	0	2	1	0	4		3
4F-ACCIDENT FATAL	0	0	1	0	1	0	0	2		3
4P-ACCIDENT PRIV PROP INJURY	1	4	0	2	0	1	0	8		2
50-ROBBERY	2	2	0	0	0	0	0	4		11
50ALB-ROBBERY ALARM BUSINESS	16	12	0	19	11	4	0	62		71
50ALR-ROBBERY ALARM RESIDENCE	4	11	20	9	9	0	0	53		61
52-SHOOTING	0	1	0	0	0	0	0	1		1
52A-SHOTS FIRED	2	2	3	2	6	2	0	17		21
56-STOLEN VEHICLE	9	18	2	15	7	2	1	54		82
56B-RECOVERED STOLEN VEHICLE	3	19	2	15	5	3	9	56		51
58-SUICIDE	0	0	1	0	1	0	0	2		4
58A-SUICIDE ATTEMPT	2	7	9	16	5	4	1	44		65
60-SUSPICIOUS PERSON	199	264	116	237	132	128	7	1,083		1,015
60A-SUSPICIOUS VEHICLE	54	80	22	37	31	48	1	273		315
61-HOUSE CHECK	36	78	259	203	130	2	0	708		831
61A-EXTRA PATROL	32	35	33	48	34	16	0	198		215
61B-TARGET PATROL	3,652	2,594	440	1,836	1,408	1,709	148	11,787		11,092

**CALLS FOR SERVICE SUMMARY**  
**JANUARY - SEPTEMBER, 2024**

CODE# & DESCRIPTION	DISTRICTS						DISTRICT 0	2024 YTD	VS.	2023 YTD	
	001	002	003	004	005	006	MUTUAL AID OUTSIDE CITY				
62-TRAFFIC DETAIL	8	13	2	9	8	2	3	45		36	
64-VANDALISM	36	16	9	23	19	31	0	134		175	
70-TRAFFIC VIOLATOR	1,477	1,550	638	975	1,211	1,200	809	7,860		5,527	
72-SPEEDER OR RECKLESS DRIVER	66	179	55	113	311	92	82	898		834	
74-DISABLED OR MOTORIST ASSIST	54	87	22	47	176	21	15	422		362	
76-VEHICLE BLOCKING	45	97	27	81	69	39	13	371		343	
76A-PARKING VIOLATOR	26	35	56	83	28	121	0	349		275	
78-VEHICLE LOCKOUT	33	67	25	65	51	24	2	267		249	
8-ASSAULT	4	12	3	19	3	6	0	47		62	
80-ROADWAY OBSTRUCTION	31	57	23	19	97	11	3	241		242	
8A-MENACING THREATS	8	14	7	24	5	2	0	60		72	
8B-TELEPHONE HARASSMENT	7	10	11	20	9	3	0	60		43	
90-DISTURBANCE 2 UNITS	128	125	61	142	96	74	6	632		661	
90A-DISTURBANCE 1 UNIT	52	75	80	134	58	43	1	443		501	
913-FOOT PATROL	554	600	86	861	458	494	201	3,254		4,518	
96-BEHAVIORAL HEALTH	11	27	19	74	20	6	0	157		175	
<b>TOTAL CALLS</b>	7,513	7,573	2,824	7,228	5,548	4,662	1,741	37,089		35,443	
<b>TOTAL CALLS W/O 36C, 61B, 61, 70 &amp; 913</b>	1,759	2,719	1,396	3,340	2,329	1,252	583	13,378		13,160	
<b>911 CALLS RECEIVED</b>									31,472		39,319

**CALLS FOR SERVICE**

JANUARY 1, 2024 - SEPTEMBER 30, 2024



The average response time of citizen initiated calls was 6 minutes with an average time of 55 minutes to handle the call.



**OFFENSE REPORT SUMMARY**

<b>ACTUAL NUMBER OF OFFENSE REPORTS</b>	<b>JULY-SEPT 2024</b>	<b>2024 YTD</b>		<b>JULY-SEPT 2023</b>	<b>2023 YTD</b>
<b>TOTAL</b>	<b>291</b>	<b>822</b>	<b>VS</b>	<b>335</b>	<b>995</b>

<b>GROUP A</b>	<b>DEPARTMENT CLASSIFICATION</b>	<b>IBR CODE</b>	<b>JULY-SEPT 2024</b>	<b>2024 YTD</b>		<b>JULY-SEPT 2023</b>	<b>2023 YTD</b>
	AGGRAVATED ASSAULT	13A	5	15		3	9
	ANIMAL CRUELTY	720	0	1		0	0
	ARSON	200	0	2		0	2
	ASSISTING OR PROMOTING PROSTITUTION	40B	2	2		0	1
	BURGLARY/BREAKING AND ENTERING	220	13	41		8	38
	COUNTERFEITING/FORGERY	250	5	10		4	9
	CREDIT CARD/AUTOMATIC TELLER MACHINE FRAUD	26B	2	3		3	8
	DISTRUCTION/DAMAGE/VANDALISM OF PROPERTY	290	53	115		38	117
	DRUG EQUIPMENT VIOLATIONS	35B	2	20		13	24
	DRUG/NARCOTIC VIOLATIONS	35A	14	40		21	44
	EXTORTION/BLACKMAIL	210	0	0		1	3
	FALSE PRETENSES/SWINDLE/CONFIDENCE GAME	26A	6	15		3	11
	FORCIBLE FONDLING	11D	2	11		5	9
	FORCIBLE RAPE	11A	4	13		2	12
	HACKING/COMPUTERINVASION	26G	0	1		0	0
	IDENTITY FRAUD	26F	7	17		1	5
	IMPERSONATION	26C	0	0		1	1
	INTIMIDATION	13C	14	44		16	41
	KIDNAPPING/ABDUCTION/UNLAWFUL RESTRAINT	100	0	1		1	1
	MURDER AND NON-NEGLIGENT MANSLAUGHTER	09A	0	0		0	1
	MOTOR VEHICLE THEFT	240	17	46		36	77
	PORNOGRAPHY/OBSCENE MATERIAL	370	3	6		4	7
	RECEIVING STOLEN PROPERTY	280	8	19		5	9
	ROBBERY	120	2	4		2	10
	SIMPLE ASSAULT	13B	23	69		36	98
	THEFT - ALL OTHER LARCENY	23H	43	115		47	129
	THEFT - POCKET-PICKING	23A	0	0		0	1
	THEFT - PURSE-SNATCHING	23B	0	0		0	1
	THEFT - SHOPLIFTING	23C	8	30		12	38
	THEFT - THEFT FROM BUILDING	23D	3	16		13	37
	THEFT - THEFT FROM MOTOR VEHICLE	23F	43	90		47	157
	THEFT - THEFT OF VEHICLE PARTS OR ACCESSORIES	23G	3	8		4	25
	WEAPON LAW VIOLATIONS	520	4	13		2	13
	WELFARE FRAUD	26D	0	0		0	0
	WIRE FRAUD	26E	0	0		0	0
	<b>TOTAL GROUP A</b>		<b>286</b>	<b>767</b>		<b>328</b>	<b>938</b>

<b>GROUP B</b>	<b>DEPARTMENT CLASSIFICATION</b>	<b>IBR CODE</b>	<b>JULY-SEPT 2024</b>	<b>2024 YTD</b>		<b>JULY-SEPT 2023</b>	<b>2023 YTD</b>
	BAD CHECKS	90A	0	1		1	1
	CURFEW/LOITERING/VAGRANCY VIOLATIONS	90B	0	0		0	4
	DISORDERLY CONDUCT	90C	12	23		9	24
	DRIVING UNDER THE INFLUENCE	90D	29	116		36	112
	LIQUOR LAW VIOLATIONS	90G	0	6		3	13
	VOYEURISM	90H	2	4		0	1
	RUNAWAY	90I	1	2		2	4
	TRESPASS OF REAL PROPERTY	90J	2	11		1	9
	ALL OTHER OFFENSES	90Z	13	41		15	44
	<b>TOTAL GROUP B</b>		<b>59</b>	<b>204</b>		<b>67</b>	<b>212</b>

<b>TOTAL OFFENSES</b>	<b>345</b>	<b>971</b>	<b>395</b>	<b>1,150</b>
-----------------------	------------	------------	------------	--------------

**TRAFFIC ENFORCEMENT SUMMARY**

<b>NUMBER OF CITATIONS ISSUED</b>	<b>JULY-SEPT 2024</b>	<b>2024 YTD</b>	<b>JULY-SEPT 2023</b>	<b>2023 YTD</b>
<b>TOTAL</b>	<b>1,007</b>	<b>3,102</b>	<b>865</b>	<b>1,990</b>

<b>TYPE OF CITATION &amp; SECTION#</b>	<b>JULY-SEPT 2024</b>	<b>2024 YTD</b>	<b>JULY-SEPT 2023</b>	<b>2023 YTD</b>
ACDA	50	137	43	132
CHILD RESTRAINT SYSTEM, EXCEPTIONS	1	3	0	1
CHILD SUPPORT (SUS)	0	1	0	1
COMPLIANCE WITH LAWFUL ORDER OF POLICE OFFICER; FLEEING	0	1	1	1
CRIMINAL OFFENSES	1	2	0	0
DISPLAY LICENSE/VALIDATION	1	7	2	16
DISPLAY OF LICENSE	0	0	1	1
DISPLAY OF LICENSE PLATES	67	182	42	144
DIVIDED ROADWAYS	0	4	2	5
DRAG RACING / STREET RACING	0	0	1	1
DRIVER LICENSE SUSPENDED	0	5	0	3
DRIVERS LICENSE REQUIRED - MORE THAN ONE PROHIBITED	0	0	0	1
DRIVING ON CLOSED ROADWAY	1	1	0	0
DRIVING ON RIGHT HALF OF ROADWAY	0	0	0	1
DRIVING SIDEWALK/LAWN	0	0	1	2
DRIVING TO LEFT OF CENTER OF ROADWAY	0	1	1	2
DRIVING UNDER SUSPENSION OR VIOLATION OF LICENSE RESTRICTION	6	23	5	17
DRIVING UNSAFE VEHICLE	0	1	1	2
DRIVING UPON CLOSED ROADWAY	0	0	0	1
DRIVING UPON DIVIDED ROADWAYS	1	4	3	7
DRIVING WHILE UNDER THE INFLUENCE OF ALCOHOL/ DRUGS	28	148	48	139
DRIVING WHILE UNDER THE INFLUENCE OF ALCOHOL/ DRUGS JUVENILE	0	1	0	0
DRIVING WITH TEMP PERMIT W/O LICENSED DRIVER	0	4	0	2
DRIVING WITHIN MARKED LANES	21	45	16	44
DUS - 12 POINT SUSPENSION	0	1	1	2
DUS - FRA	57	118	35	75
DUS - OVI COURT SUSPENSION	3	7	1	4
DUS - OVI SUSPENSION	1	7	3	7
DUS- FAIL TO REINSTATE	2	6	1	3
DUS NON COMPLIANCE SUSPENSION	2	7	4	7
DUS OR VIOLATION OF LICENSE RESTRICTION	15	25	8	24
EARPHONES ON OPERATOR PROHIBITED	0	1	0	0
EXP REGISTRATION	5	10	0	2
EXPIRED PLATES	0	0	4	5
FAILURE TO REGISTER	0	1	0	1
FAIL TO CONTROL	5	23	9	29
FAIL TO STOP AT RED LIGHT	1	1	3	4
FAIL TO YIELD-PRIVATE DRIVE	3	3	0	1
FAILURE TO CONTROL	31	82	22	67
FAILURE TO REGISTER	1	2	1	1
FAILURE TO REINSTATE OL	16	31	8	19
FAILURE TO YIELD RIGHT OF WAY	0	0	0	2
FAULTY EXHAUST SYSTEM	0	1	0	0
FICTIOUS PLATES	2	6	1	2
FLASHING RED LIGHT	0	1	0	0
FOLLOW/PARK TOO CLOSE TO EMERGENCY VEH.	0	8	0	0
FOLLOWING TOO CLOSELY	0	0	1	1
FTY - STOPPED CRUISER	1	5	0	0
FTY - TURNING LEFT	8	28	11	28
HEADLIGHT ILLUMINATION REQUIREMENTS	0	1	0	0
HIT/SKIP - CODE 2/4	1	5	1	3
HIT/SKIP - CODE 2P/4P	2	2	1	1
IMPROPER PASSING	0	1	0	0
IMPROPER TURNS AT INTERSECTION	1	2	0	1
INATTENTION	1	1	0	2
JUNK VEHICLE	0	1	0	0
JUVENILE TRAFFIC OFFENDER	0	0	1	7
LANE CHANGE - UNSAFE	9	27	10	20
LANES OF TRAVEL UPON ROADWAYS	0	2	1	4
LEAVING THE SCENE OF AN ACCIDENT	0	0	0	1
LEFT OF CENTER	3	24	15	30

**TRAFFIC ENFORCEMENT SUMMARY**

<b>NUMBER OF CITATIONS ISSUED</b>	<b>JULY-SEPT 2024</b>	<b>2024 YTD</b>	<b>JULY-SEPT 2023</b>	<b>2023 YTD</b>
<b>TOTAL</b>	<b>1,007</b>	<b>3,102</b>	<b>865</b>	<b>1,990</b>

<b>TYPE OF CITATION &amp; SECTION#</b>	<b>JULY-SEPT 2024</b>	<b>2024 YTD</b>	<b>JULY-SEPT 2023</b>	<b>2023 YTD</b>
LICENSE FORFEIT	2	6	0	4
LIGHT EQUIPMENT VIOLATION	0	0	2	2
LIGHTED HEADLIGHTS	0	7	1	6
LOADS DROPPING - LEAKING; TRACKNG MUD	1	2	0	0
LOUD NOISE FROM A MOTOR VEHICLE	0	1	0	0
MARKED LANES	0	0	3	6
MUFFLERS; EXCESS SMOKE OR GAS	1	1	0	0
MV STOP LIGHTS	2	6	3	3
NO LICENSE PLATE LIGHT	0	5	0	0
NO OPERATOR' S LICENSE	95	283	79	181
NON COMPLIANCE SUSPENSION	11	27	4	9
OBEYING TRAFFIC CONTROL DEVICES	9	18	4	14
OBSCURED PLATES	0	2	0	0
OCCUPENT RESTRAINING DEVICES	0	2	0	0
ONE-WAY TRAFFIC - ROTARY ISLANDS	0	0	0	2
OPEN CONTAINER LIQUOR	1	2	0	1
OPERATING MV OR MOTORCYCLE WITHOUT VALID LICENSE	10	22	2	11
OPERATION AT YIELD SIGN	1	1	0	0
OPERATON OF VEHICLE OTHER THAN BICYCLE ON SIDEWALK	0	1	1	1
OVERTAKING AND PASSING OF VEHICLES	1	1	0	0
OVI - REFUSAL	0	0	1	1
OVI PER SE	0	1	1	1
OVI PER SE BREATH (.17 + (SUPER)	3	13	4	14
OVI REFUSAL CONVICTION (PRIOR W/20 YRS)	3	25	10	26
OVI, BREATH	6	25	11	28
PARADES AND ASSEMBLAGES	0	1	0	0
PASSING - DOUBLE YELLOW	0	1	1	3
PASSING STOPPED SCHOOL BUS	1	1	0	0
PASSING WITHOUT SAFETY	0	1	0	1
PHYSICAL CONTROL	0	0	0	1
PHYSICAL CONTROL UNDER INFLUENCE	1	1	1	2
PROHIBITED ACTS	0	2	0	0
PROHIBITED U-TURN	0	1	0	0
PROVIDING FALSE INFORMATION TO POLICE OFFICER	0	1	0	0
RECKLESS OPERATION	1	3	2	4
RECKLESS OPERATION - PRIVATE	0	2	0	0
RECKLESS OPERATION - ROADWAY	0	1	0	2
RECKLESS OP-PRIVATE PROPERTY	0	1	1	1
RIGHT OF WAY AT INTERSECTIONS	0	1	0	0
RIGHT OF WAY OF FUNERAL PROCESSION	1	1	0	0
RIGHT OF WAY RULE WHEN TURNING LEFT	0	2	1	3
RIGHT OF WAY/LEFT	2	8	0	3
RIGHT-OF-WAY ON ROADWAY	1	7	1	3
RULES FOR TURNS AT INTERSECTIONS	1	6	2	3
RULES GOVERNING OVERTAKING AND PASSING OF VEHICLES	0	1	0	0
SEAT BELTS REQUIRED	0	2	3	5
SIGNAL LIGHTS	3	12	4	10
SLOW SPEED	1	18	2	4
SMOWMOBILES REGISTRATION REQUIRED	1	1	0	0
SPEED - SCHOOL ZONE	76	239	90	152
SPEED LIMIT	522	1,744	456	877
SQUEALING TIRES - NOISE	2	4	1	3
STARTING AND BACKING VEHICLE	2	3	1	5
STOP AND YIELD SIGNS	3	9	7	16
STOP SIGN VIOLATION	1	2	4	4
STOP SIGNS	7	39	26	55
STOPPING AFTER ACCIDENT	2	12	0	3
STOPPING AFTER ACCIDENT INVOLVING DAMAGE PERSONAL PROPERTY	0	1	0	0
STOPPING AFTER ACCIDENT INVOLVING DAMAGE TO REALITY	0	0	0	1
STOPPING AFTER ACCIDENT INVOLVING INJURY TO PERSONS OR PROP.	1	4	0	0
STOPPING AFTER INJURY ACCIDENT	1	2	0	1

**TRAFFIC ENFORCEMENT SUMMARY**

<b>NUMBER OF CITATIONS ISSUED</b>	<b>JULY-SEPT 2024</b>	<b>2024 YTD</b>	<b>JULY-SEPT 2023</b>	<b>2023 YTD</b>
<b>TOTAL</b>	<b>1,007</b>	<b>3,102</b>	<b>865</b>	<b>1,990</b>

<b>TYPE OF CITATION &amp; SECTION#</b>	<b>JULY-SEPT 2024</b>	<b>2024 YTD</b>	<b>JULY-SEPT 2023</b>	<b>2023 YTD</b>
STOPPING AT SIDEWALK WHILE EMERGING	0	1	0	0
STREET RACING PROHIBITED	0	0	1	4
TAIL LIGHT - ILLUMINATION OF REAR LICENSE PLATE	1	7	2	5
TEMP PERMIT (OPERATING SOLO)	12	28	6	13
TEMPORARY INSTRUCTION PERMIT	1	11	1	3
TEXTING WHILE DRIVING	1	1	0	1
TIME FOR LIGHTED LIGHTS ON MOTOR VEHICLES	2	3	2	4
TRAFFIC CHARGES - HEADLIGHTS 4513.14A	1	7	0	2
TRAFFIC CHARGES - NO OPS 4510.12A1	1	3	1	2
TRAFFIC CHARGES - RIGHT OF WAY	1	4	2	4
TRAFFIC CONTROL DEVICE	0	1	1	4
TRAFFIC CONTROL SIGNAL TERMS AND LIGHTS	11	29	9	34
TRAFFIC SIGNAL RIGHT TURN ON RED	1	2	0	0
TRANSFER OF OWNERSHIP AND REGISTRATION	0	1	0	0
TRAVELING IN OPPOSITE DIRECTIONS	0	0	0	1
TURN AND STOP SIGNAL	3	6	0	3
TURN SIGNAL REQUIRED	4	10	6	16
TURNING IN ROADWAY PROHIBITED	0	1	0	1
TWO LIGHTS DISPLAYED	3	7	1	4
TWO OR MORE STOP LIGHTS REQUIRED	1	6	0	0
UNSAFE BACKING	0	2	0	1
UNSAFE LANE CHANGE	3	18	4	23
UNSAFE VEHICLE	1	1	0	1
USE ILLEGAL PLATES; TRANSFER OF REGISTRATION	6	10	3	6
USE OF SUNSCREENING, WINDOW TINT	4	7	0	1
USING TINTED GLASS AND OTHER VISION OBSCURING MATERIALS	2	6	0	1
U-TURN PROHIBITED	0	1	0	0
VEHICLES TRAVELING IN OPPOSITE DIRECTIONS	0	0	0	1
VIOL. PROBATIONARY LICENSE	0	0	0	1
WRONGFUL ENTRUSTMENT	0	1	0	0
YIELD RIGHT-OF-WAY TO PEDESTRIANS	1	1	1	1
YIELD SIGNS	4	10	5	15
<b>TOTAL</b>	<b>1,187</b>	<b>3,780</b>	<b>1,083</b>	<b>2,500</b>

**PARKING CITATION CHARGES**

<b>TYPE OF CITATION &amp; SECTION#</b>	<b>JULY-SEPT 2024</b>	<b>2024 YTD</b>	<b>JULY-SEPT 2023</b>	<b>2023 YTD</b>
HANDICAP PARKING	2	6	0	2
MANNER OF PARALLEL PARKING; HANDICAPPED PARKING	1	2	0	1
MAX CONTINUOUS STREET PARKING - SAME LOCATON	0	2	1	1
PARKING FIRE LANE	0	1	0	1
PARKING ON PRIVATE PROPERTY	0	1	0	0
PROHIBITED PARKING ON STREETS & HIGHWAYS	1	2	0	0
PROHIBITED STANDING OR PARKING PLACES	33	37	2	3
TRUCK LOADING ZONES	12	12	1	1
<b>TOTAL</b>	<b>49</b>	<b>63</b>	<b>4</b>	<b>9</b>

<b>TOTAL CITATIONS</b>	<b>1,236</b>	<b>3,843</b>	<b>1,087</b>	<b>2,509</b>
------------------------	--------------	--------------	--------------	--------------

**ADULT ARREST SUMMARY**

<b>ACTUAL NUMBER OF ADULTS ARRESTED</b>	<b>JULY-SEPT 2024</b>	<b>2024 YTD</b>	<b>JULY-SEPT 2023</b>	<b>2023 YTD</b>
<b>TOTAL</b>	<b>109</b>	<b>409</b>	<b>141</b>	<b>372</b>

<b>BREAKDOWN OF CHARGES</b>	<b>JULY-SEPT 2024</b>	<b>2024 YTD</b>	<b>JULY-SEPT 2023</b>	<b>2023 YTD</b>
AGGRAVATED MENACING	6	9	1	7
AGGRAVATED ROBBERY	0	0	1	2
ALCOHOL-UNDERAGE POSSESSION	0	0	1	1
ANIMALS OR FOWL RUNNING AT LARGE	0	1	0	1
ARSON	0	1	0	0
ASSAULT	11	22	13	30
ATTEMPT TO COMMIT THEFT	0	0	0	1
BENCH WARRANT	0	2	0	1
BREAKING AND ENTERING	2	3	1	1
BURGLARY	0	0	2	2
COMPLIANCE WITH LAWFUL ORDER OF POLICE OFFICER; FLEEING	0	1	1	1
COMPLICITY	1	1	1	1
CRIMINAL DAMAGING/ENDANGERING	1	3	0	1
CRIMINAL TRESPASS	3	8	2	5
CRUELTY TO ANIMALS; CRUELTY TO COMPANION ANIMALS	0	1	0	0
DECEPTION TO OBTAIN A DANGEROUS DRUG	0	1	0	0
DISCHARGE OF FIREARM ON OR NEAR PROHIBITED PREMISES	0	2	0	0
DISORDERLY CONDUCT	3	8	6	9
DOMESTIC VIOLENCE - SIMPLE ASSAULT	7	17	8	21
DOMESTIC VIOLENCE - MENACING OR INTIMIDATION	2	4	1	6
DOMESTIC VIOLENCE - USE OF WEAPON OR AGGRAVATED INJURY	1	2	0	0
DRIVING UNDER OVI SUSPENSION	0	1	0	1
DRIVING UNDER SUSPENSION	0	2	0	0
DRIVING UNDER SUSPENSION OR VIOLATION OF LICENSE RESTRICTION	0	1	1	1
DRIVING WHILE UNDER THE INFLUENCE OF ALCOHOL/ DRUGS	28	133	45	128
DRIVING WITHIN MARKED LANES	0	0	1	2
DRUG ABUSE - MARIJUANA	0	1	0	3
DRUG ABUSE - SCHEDULE I OR II SUBSTANCE	0	2	1	1
DRUG PARAPHERNALIA	1	8	0	3
DUS NON COMPLIANCE SUSPENSION	0	3	0	0
ENDANGERING CHILDREN	1	5	3	4
EXP REGISTRATION	0	2	0	0
FAIL TO CONTROL	1	3	0	3
FAILURE TO APPEAR	0	2	1	1
FAILURE TO APPEAR; ISSUANCE OF WARRANT	1	3	2	5
FAILURE TO COMPLY WITH ORDER OR SIGNAL OF P.O.	0	1	0	0
FAILURE TO COMPLY WITH ORDER OR SIGNAL OF P.O. - ELUDE OR F	0	0	0	1
FAILURE TO CONTROL	1	3	0	0
FAILURE TO DISCLOSE PERSONAL INFORMATION	0	1	0	0
FALSIFICATION	1	4	1	4
FELONIOUS ASSAULT	0	3	1	2
FLASHING RED LIGHT	0	1	0	0
GROSS SEXUAL IMPOSITION	0	1	0	0
HAVING PHYSICAL CONTROL OF VEHICLE WHILE UNDER THE INFLUENCE	1	2	1	3
HAVING WEAPONS WHILE UNDER DISABILITY	1	1	0	0
IMPERSONATING A PEACE OFFICER OR PRIVATE POLICEMAN	0	0	1	1
IMPROPERLY DISCHARGING FIREARM AT OR INTO HABITATION OR SCH	0	1	0	0
IMPROPERLY HANDLING FIREARMS IN A MOTOR VEHICLE	1	3	1	1
INTERFERENCE W/CUSTODY	0	1	0	0
KIDNAPPING	0	1	1	1
LEAVING THE SCENE OF AN ACCIDENT	0	1	0	0
MARIJUANA DRUG PARAPHERNALIA	0	0	0	1
MARKED LANES	0	5	1	1
MENACING	0	1	2	4
MENACING BY STALKING	0	1	0	0
MOTOR VEHICLE THEFT	0	1	0	0
NO OPS	0	7	2	2
OBSTRUCTING OFFICIAL BUSINESS	1	5	3	5
OFFENSES INVOLVING COUNTERFEIT CONTROLLED SUBSTANCE - POSSES	0	2	0	0
OFFENSES INVOLVING UNDERAGE PERSONS	0	1	0	0

**ADULT ARREST SUMMARY**

<b>ACTUAL NUMBER OF ADULTS ARRESTED</b>	<b>JULY-SEPT 2024</b>	<b>2024 YTD</b>	<b>JULY-SEPT 2023</b>	<b>2023 YTD</b>
<b>TOTAL</b>	<b>109</b>	<b>409</b>	<b>141</b>	<b>372</b>

<b>BREAKDOWN OF CHARGES</b>	<b>JULY-SEPT 2024</b>	<b>2024 YTD</b>	<b>JULY-SEPT 2023</b>	<b>2023 YTD</b>
OPEN CONTAINER LIQUOR	0	0	0	1
OPEN CONTAINER PROHIBITED	0	0	0	1
OUT OF JURISDICTION WARRANT	0	1	0	0
OVI	0	0	0	1
OVI BREATH	0	0	1	1
PAROLE VIOLATION	0	1	0	0
POSSESSING CRIMINAL TOOLS	0	0	1	1
POSSESSING DRUG ABUSE INSTRUMENTS	0	3	1	1
POSSESSION OF DRUGS	2	18	3	12
POSSESSION, SALE OR DISCHARGE PROHIBITED	0	0	0	1
PROHIBITED ACTS	0	1	2	2
PROHIBITIONS AGAINST CONSUMPTION IN MOTOR VEHICLE	0	1	0	0
PUBLIC INDECENCY	1	5	2	2
RAPE	0	1	0	2
RECEIVING STOLEN PROPERTY	4	7	6	10
RESISTING ARREST	0	3	0	0
ROBBERY	0	0	0	1
ROMV - OFF STREET	0	1	0	0
RULES FOR TURNS AT INTERSECTIONS	0	2	0	0
SALES TO & USE BY UNDERAGE PERSONS; SECURING PUBLIC ACCOMA.	0	1	0	0
SEXUAL BATTERY	0	1	0	0
SEXUAL IMPOSITION	0	1	0	0
SIGNAL LIGHTS	0	1	0	0
SOLICITING	1	1	0	1
SOLICITING - W/O PERMIT	0	0	0	1
SPEED	0	2	0	0
STRANGULATION - CAUSE OR CREATE RISK OF SERIOUS HARM	0	1	0	0
STRANGULATION - CREATE RISK OF SERIOUS PHYSICAL HARM	1	1	0	0
TELECOMMUNICATIONS HARASSMENT	1	1	0	1
THEFT - ALL OTHER LARCENY	2	8	4	10
THEFT - FROM BUILDING	0	1	0	0
THEFT - FROM MOTOR VEHICLE	0	0	1	1
THEFT - PETTY (<\$1000)	7	19	1	3
THEFT - SHOPLIFTING	1	4	2	3
TURN SIGNAL REQUIRED	0	1	0	0
UNAUTHORIZED USE OF MOTOR VEHICLE	1	1	1	1
UNLAWFUL SEXUAL CONDUCT WITH A MINOR - STATUTORY RAPE	0	0	0	1
USING TINTED GLASS AND OTHER VISION OBSCURING MATERIALS	0	1	0	0
USING WEAPONS WHILE INTOXICATED	0	1	0	1
VANDALISM	0	2	0	0
VIOLATE PROTECTION ORDER OR CONSENT AGREEMENT	2	4	1	7
WARRANT ARREST FOREIGN AGENCY	21	88	28	67
WARRANT ARREST FTA/FTC	18	51	12	41
<b>TOTAL CHARGES</b>	<b>137</b>	<b>534</b>	<b>172</b>	<b>442</b>

**JUVENILE ARREST SUMMARY**

<b>ACTUAL NUMBER OF JUVENILES ARRESTED</b>	<b>JULY-SEPT 2024</b>	<b>2024 YTD</b>	<b>JULY-SEPT 2023</b>	<b>2023 YTD</b>
<b>TOTAL</b>	<b>11</b>	<b>45</b>	<b>11</b>	<b>52</b>

<b>BREAKDOWN OF CHARGES</b>	<b>JULY-SEPT 2024</b>	<b>2024 YTD</b>	<b>JULY-SEPT 2023</b>	<b>2023 YTD</b>
ARSON	0	0	0	1
ASSAULT	1	6	2	6
ATTEMPT	0	1	0	1
BREAKING AND ENTERING	0	3	0	0
COMPLICITY	0	1	1	1
CRIMINAL DAMAGING OR ENDANGERING	3	0	1	1
CRIMINAL DAMAGING/ENDANGERING	0	6	0	1
CRIMINAL MISCHIEF	0	1	3	9
CRIMINAL TRESPASS	0	7	0	4
CURFEW	0	0	0	3
CURFEW (13-17)	0	1	1	7
DISORDERLY CONDUCT	1	3	0	2
DISSEMINATE MATTER HARMFUL TO JUVENILES-SELL DELIVER FURNISH	1	1	0	0
DOMESTIC VIOLENCE - SIMPLE ASSAULT	0	4	3	3
DOMESTIC VIOLENCE - MENACING OR INTIMIDATION	0	0	0	1
DRIVING WHILE UNDER THE INFLUENCE OF ALCOHOL/ DRUGS	0	0	0	1
DRUG ABUSE - MARIJUANA	0	2	0	2
DRUG PARAPHERNALIA	1	1	0	0
FAILURE TO COMPLY WITH ORDER OR SIGNAL OF P.O. - ELUDE OR F	0	0	0	1
FAILURE TO DISCLOSE PERSONAL INFORMATION	0	0	0	1
FALSIFICATION	1	1	0	0
FELONIOUS ASSAULT	0	1	0	0
GROSS SEXUAL IMPOSITION	0	0	0	1
HARASSMENT BY INMATE	0	0	0	1
IDENTITY FRAUD	0	1	0	0
INCOMPLETE REPORT	0	1	0	0
INDUCING PANIC	0	1	0	2
JUVENILE CIGARETTE OR OTHER TABACCO PRODUCTS VIOLATIONS	1	1	1	2
MARIJUANA DRUG PARAPHERNALIA	0	2	0	1
MENACING	0	0	0	1
MISUSE OF CREDIT CARD	0	1	0	0
OBSTRUCTING OFFICIAL BUSINESS	0	0	0	2
OFFENSES INVOLVING UNDERAGE PERSONS	0	3	2	9
OPEN CONTAINER	0	0	0	1
OPEN CONTAINER LIQUOR	0	0	0	2
PERSONS UNDER 21 NOT TO PURCHASE BEER OR LIQUOR	0	0	0	1
POSSESSING CRIMINAL TOOLS	0	0	0	2
POSSESSION OF DRUGS	1	1	0	2
PROHIBITED ACTS	0	1	0	0
RECEIVING STOLEN PROPERTY	0	1	1	5
THEFT - ALL OTHER LARCENY	0	1	0	0
THEFT - FROM MOTOR VEHICLE	2	3	0	0
TRAFFICKING IN DRUGS	0	0	0	1
UNAUTHORIZED USE OF PROPERTY- COMPUTER	0	1	0	0
VANDALISM	0	1	0	2
VOYEURISM	1	1	0	0
WARRANT ARREST FOREIGN AGENCY	0	0	0	1
<b>TOTAL</b>	<b>13</b>	<b>59</b>	<b>15</b>	<b>81</b>

**ACCIDENTS**

<b>TYPE OF ACCIDENT</b>	<b>JULY-SEPT 2024</b>	<b>2024 YTD</b>	<b>JULY-SEPT 2023</b>	<b>2023 YTD</b>
FATAL	0	1	0	2
PROPERTY DAMAGE	101	264	86	280
HIT SKIP	34	98	15	70
INJURY ACCIDENT	46	173	61	152
INJURY HIT SKIP	7	10	5	6
<b>TOTALS</b>	<b>188</b>	<b>546</b>	<b>167</b>	<b>510</b>

## ACCIDENT ANALYSIS July - September 2024

July 1, 2024 through September 30, 2024 there were 188 reported traffic accidents, resulting in an average 2.04 accidents/day. Compared to 2023, accidents increased 12.6% (2024 = 188; 2023 = 167).

Personal injury accidents (53) accounted for 28.2% of the total. Property damage accidents accounted for the majority of our activity with 135 reports being filed (71.8%).

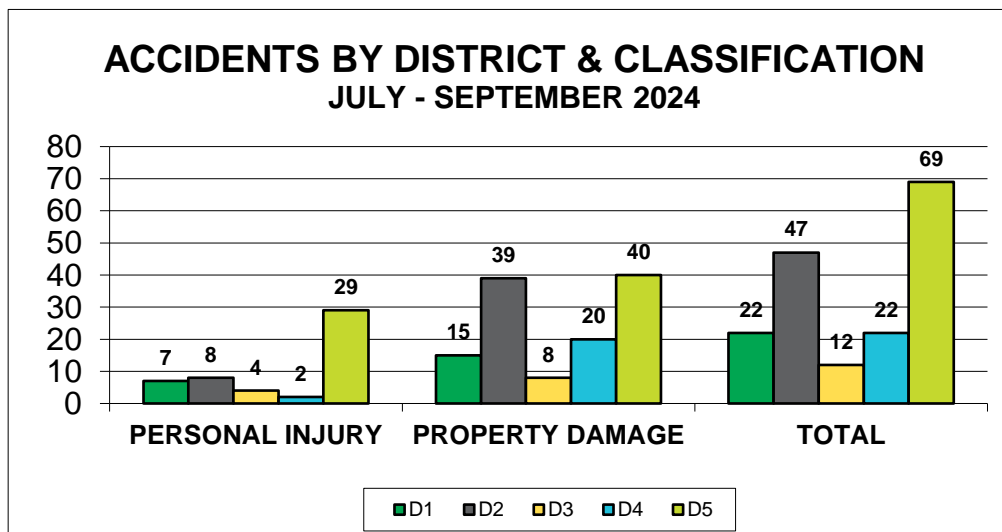
District 5 experienced the majority of accidents (69 or 36.7%) followed by District 2 with 47 accidents (25.0%). There were 22 collisions in District 1 (11.7%); 12 collisions in District 3 (6.4%); 22 collisions in District 4 (11.7%); and 16 collisions in District 6 (8.5%). The busiest day of the week for accident activity for the reporting period was Friday with 32 accidents (17.0%) reported. The second busiest day was Monday with 31 accidents (16.5%) reported. Accident activity for the remaining days of the week were as follows: Sunday = 19 (10.1%); Tuesday = 30 (16.0%); Wednesday = 28 (14.9%); Thursday = 27 (14.4%); and Saturday = 21 (11.2%).

The most frequent contributing factor was Following Too Closely which accounted for 42 or 22.3% of the accidents. The next most recurrent contributing factor was Failure To Yield accounting for 28 or 14.9% of the accidents for the reporting period. The busiest time of day for accident activity was between 4PM-5PM with 21 (11.2%) accidents.

Five (5) crashes were identified as having been alcohol related (2.7%). One hundred Forty-one (141) citations were issued to at fault drivers as a result of their accidents 75.0%.

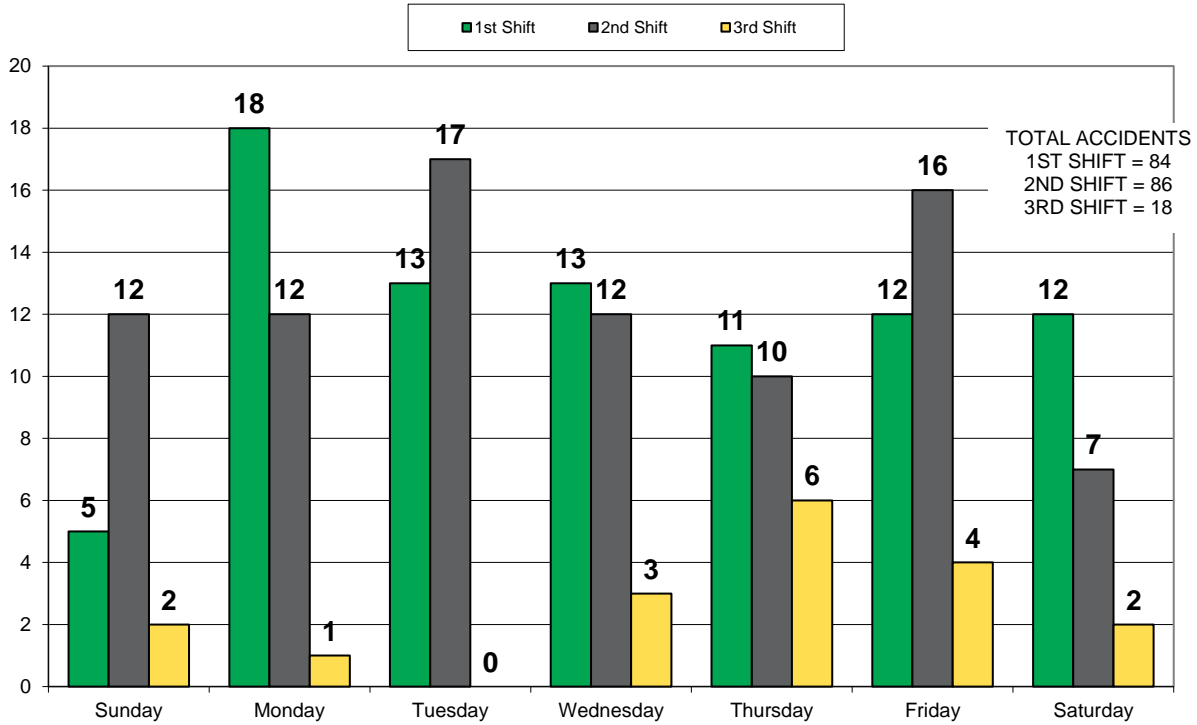
### ACCIDENTS BY DISTRICT & CLASSIFICATION

DISTRICT	PERSONAL INJURY	PROPERTY DAMAGE	TOTAL
D1	7	15	22
D2	8	39	47
D3	4	8	12
D4	2	20	22
D5	29	40	69
D6	3	13	16
<b>TOTAL</b>	<b>53</b>	<b>135</b>	<b>188</b>

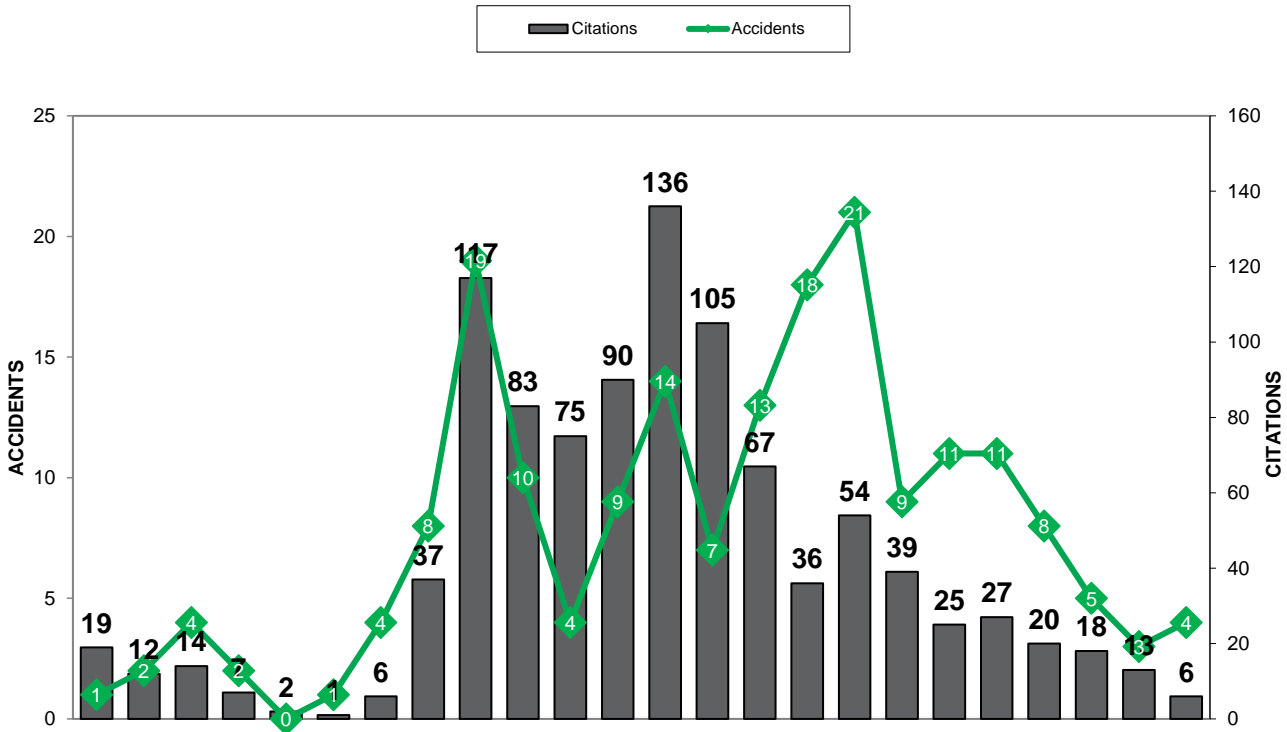




### ACCIDENTS BY DAY OF WEEK & SHIFT JULY 1 - SEPTEMBER 30, 2024



### ACCIDENTS & CITATIONS BY HOUR JULY 1 - SEPTEMBER 30, 2024



## ACCIDENT ANALYSIS January - September 2024

January 1, 2024 through September 30, 2024 there were 546 reported traffic accidents, resulting in an average 1.99 accidents/day. Compared to 2023, accidents increased 7.1% (2024 = 546; 2023 = 510).

Personal injury accidents (184) accounted for 33.7% of the total (1 fatal). Property damage accidents accounted for the majority of our activity with 362 reports being filed (66.3%).

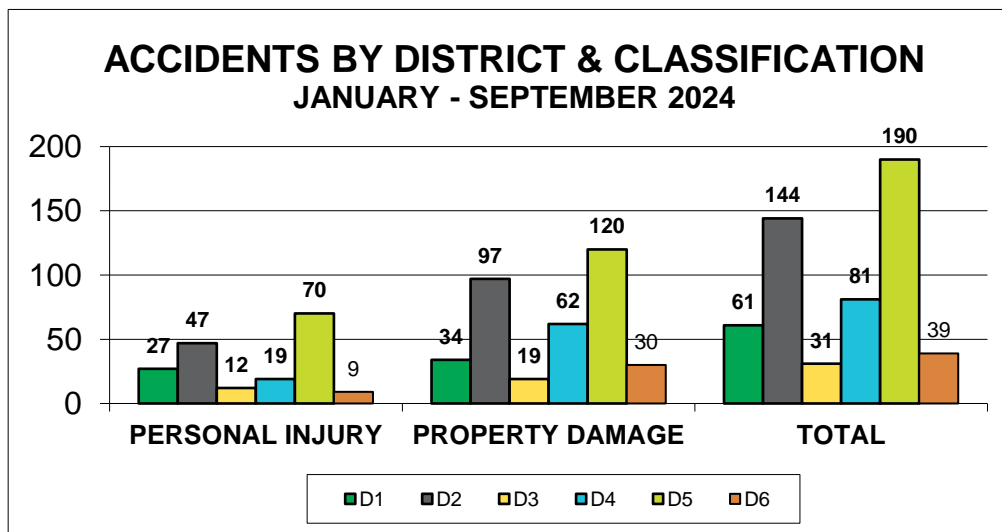
District 5 experienced the majority of accidents (190 or 34.8%) followed by District 2 with 144 accidents (26.4%). There were 61 collisions in District 1 (11.2%); 31 collisions in District 3 (5.7%); 81 collisions in District 4 (14.8%); and 39 collisions in District 6 (7.1%). The busiest day of the week for accident activity for the reporting period was Thursday with 96 accidents (17.6%) reported. The second busiest day was Friday with 89 accidents (16.3%) reported. Accident activity for the remaining days of the week were as follows: Sunday = 59 (10.8%); Monday = 82 (15.0%); Tuesday = 74 (13.6%); Wednesday = 74 (13.6%); and Saturday = 72 (13.2%).

The most frequent contributing factor was Following Too Closely which accounted for 135 or 24.7% of the accidents. The next most recurrent contributing factor was Failure To Yield accounting for 98 or 17.9% of the accidents for the reporting period. The busiest time of day for accident activity was between 4PM-5PM with 59 (10.8%) accidents.

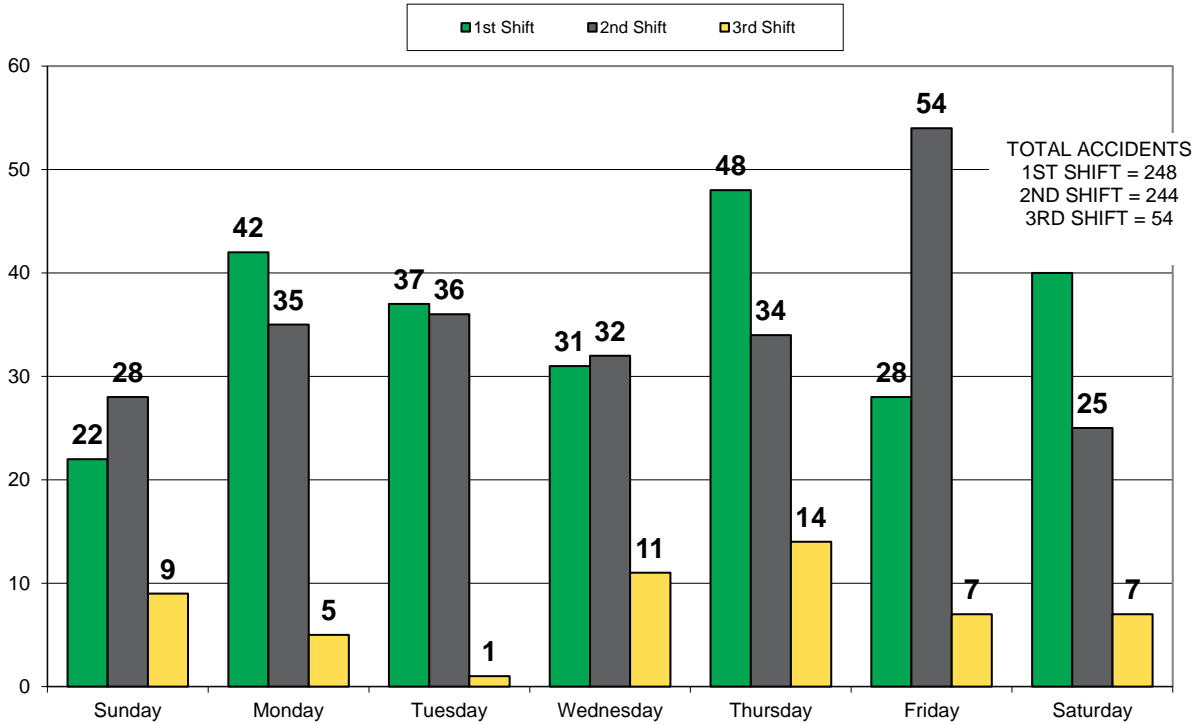
Sixteen (16) crashes were identified as having been alcohol related (3.1%). Four hundred and six (406) citations were issued to at fault drivers as a result of their accidents 74.4%.

### ACCIDENTS BY DISTRICT & CLASSIFICATION

DISTRICT	PERSONAL INJURY	PROPERTY DAMAGE	TOTAL
D1	27	34	61
D2	47	97	144
D3	12	19	31
D4	19	62	81
D5	70	120	190
D6	9	30	39
<b>TOTAL</b>	<b>184</b>	<b>362</b>	<b>546</b>



### ACCIDENTS BY DAY OF WEEK & SHIFT JANUARY 1 - SEPTEMBER 30, 2024



### ACCIDENTS & CITATIONS BY HOUR JANUARY 1 - SEPTEMBER 30, 2024

