



# **Dublin Police Department**

## **Quarterly Report**

**October - December 2022**



# Agency Quarterly Activity

October -December 2022

## Focus & Results

### Goal #1: Enhance our readiness and demonstrate our ability to effectively respond to and successfully resolve critical incidents and/or major crimes

- Clearance rate of violent crimes decreased from 2021 by 66.7%
- 5.0% increase in reported crimes YTD from 2021

### Goal #2: Reduce theft offenses throughout the city

- 30.9% increase in theft offenses from 2021 YTD
- 48.8% increase in thefts from vehicles from 2021 YTD
- 14.3% decrease in burglaries and B&Es from 2021 YTD

### Goal #3: Improve overall traffic safety in the city

- 1.9% decrease in traffic crashes from 2021 YTD
- 8.3% increase in serious injury traffic crashes from 2021 YTD
- 38.7% decrease in OVI related traffic crashes from 2021 YTD

### Goal #4: Enhance and demonstrate our ability to effectively address issues of significant community concern

The department continues to target areas that have seen an increase in theft from vehicle activity, complaints related to parking garages in the Historic Dublin and Bridge Park areas, and continue enforcement efforts throughout the city with traffic and/or speeding concerns.

## Personnel Highlights & Staffing

The following staffing changes occurred during the fourth quarter of 2022:

#### New Personnel:

- 2 Police Officers
- 1 Communications Supervisor

#### Promotions:

- 1 Corporal Promotion

#### Resignations/Retirements:

- 1 Operations Manager Resignation
- 1 Communications Technician Resignation
- 1 Police Corporal Retirement

#### Investigations/Complaints/Grievances

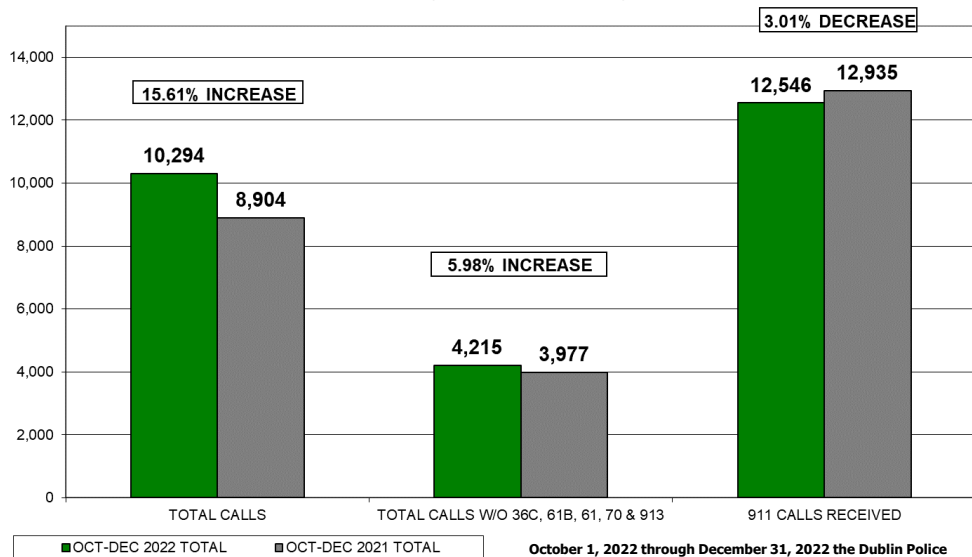
- 2 Internal Investigations
- 1 Informal Complaint
- 2 Grievances

#### Staffing Levels:

	Authorized/Actual
Chief of Police	1/1
Deputy Chief	2/2
Civilian Bureau Commander	1/1
Police Sergeant	6/6
Police Corporal	9/8*
Police Officer	56/53*
Law Enforcement Planner	1/1
Public Safety Intelligence Analyst	1/1
Accreditation Manager	1/1
Administrative Support III	1/1
Records Supervisor	1/1
Records Technician II	3/3
Records Technician I	1/1
Police Property Technician	1/0*
Operations Manager	1/0*
Communications Manager	3/3
Communications Supervisor	6/4*
Communications Technician	29/28*
Totals	124/115*

## CALLS FOR SERVICE

OCTOBER 1, 2022 - DECEMBER 31, 2022

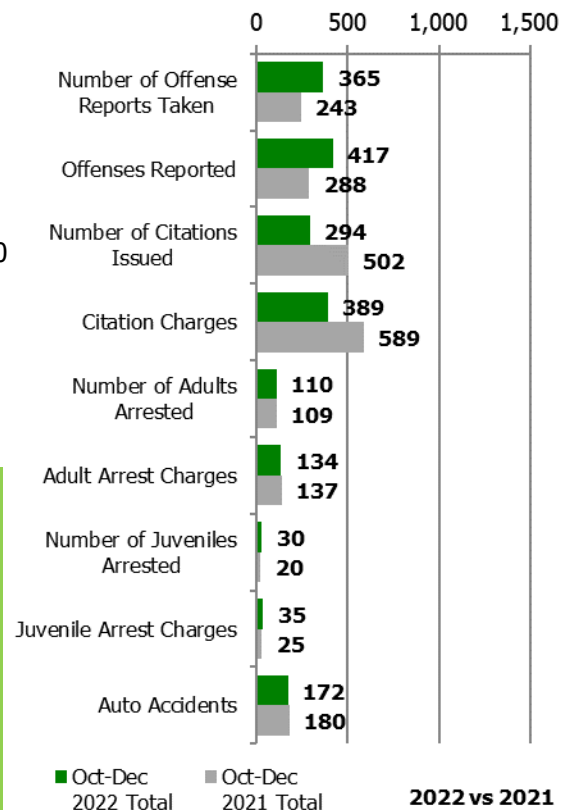


October 1, 2022 through December 31, 2022 the Dublin Police Department received 10,294 total calls for service – 4,215 calls were citizen initiated. The average response time was 6 minutes with an average time of 49 minutes to handle the call.

## October – December 2022

### Other Reported Activity

Number of Offense Reports = 365  
Total Offenses Reported = 417  
Number of Citations Issued = 294  
Total Citations Charges = 389  
Number of Adults Arrested = 110  
Adult Arrest Charges = 134  
Number of Juveniles Arrested = 30  
Juvenile Arrest Charges = 35  
Total Accidents Reported = 172



2022 vs 2021

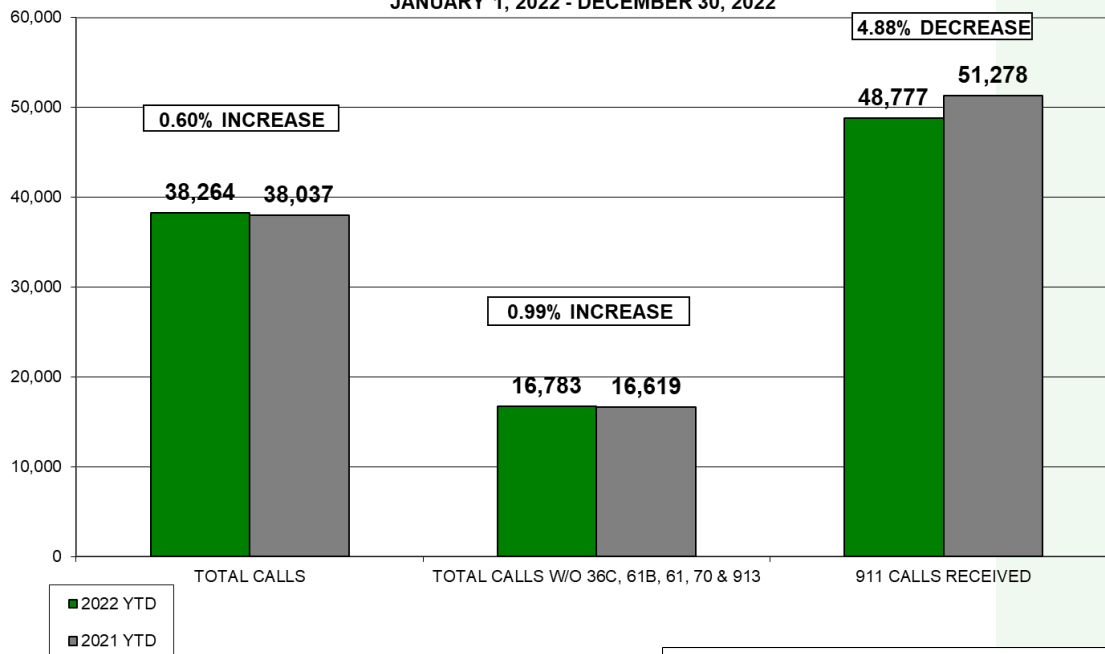


# Agency Annual Activity Review

## January -December 2022

### CALLS FOR SERVICE

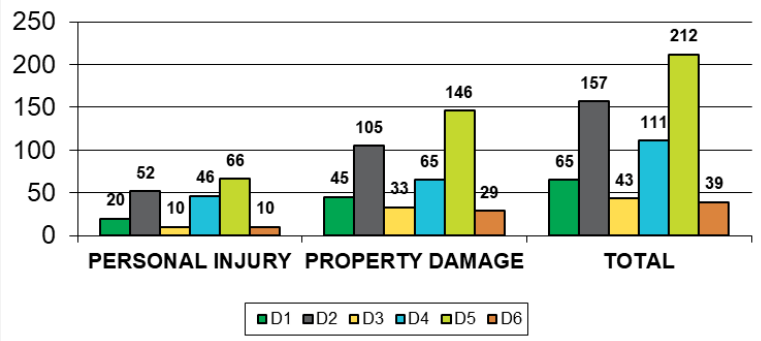
JANUARY 1, 2022 - DECEMBER 30, 2022



January 1, 2022 through December 31, 2022 the Dublin Police Department received 38,264 total calls for service – 16,783 calls were citizen initiated. The average response time was 6 minutes with an average time of 49 minutes to handle the call.

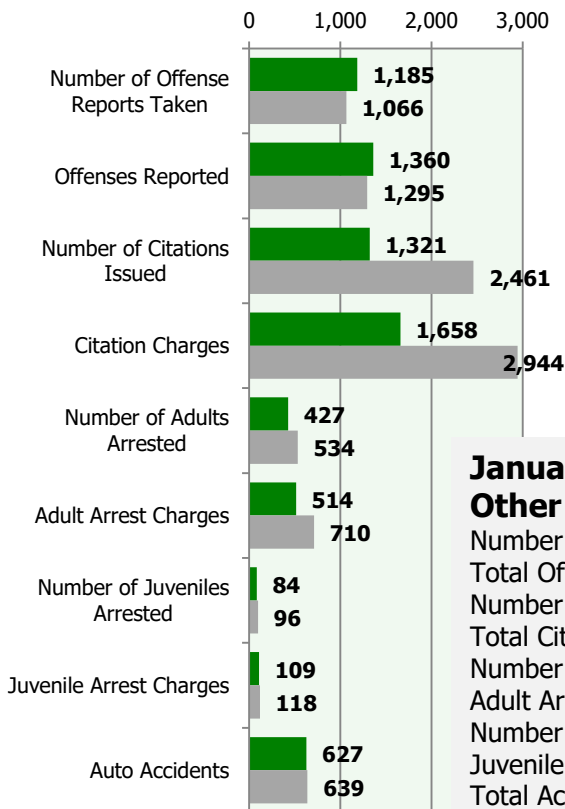
### ACCIDENTS BY DISTRICT & CLASSIFICATION

JANUARY - DECEMBER 2022



### January – December 2022 Other Reported Activity

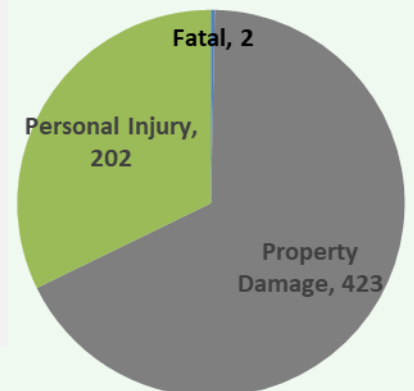
Number of Offense Reports = 1,185  
 Total Offenses Reported = 1,360  
 Number of Citations Issued = 1,321  
 Total Citations Charges = 1,658  
 Number of Adults Arrested = 427  
 Adult Arrest Charges = 514  
 Number of Juveniles Arrested = 84  
 Juvenile Arrest Charges = 109  
 Total Accidents Reported = 627



■ Jan-Dec 2022 Total  
 ■ Jan-Dec 2021 Total

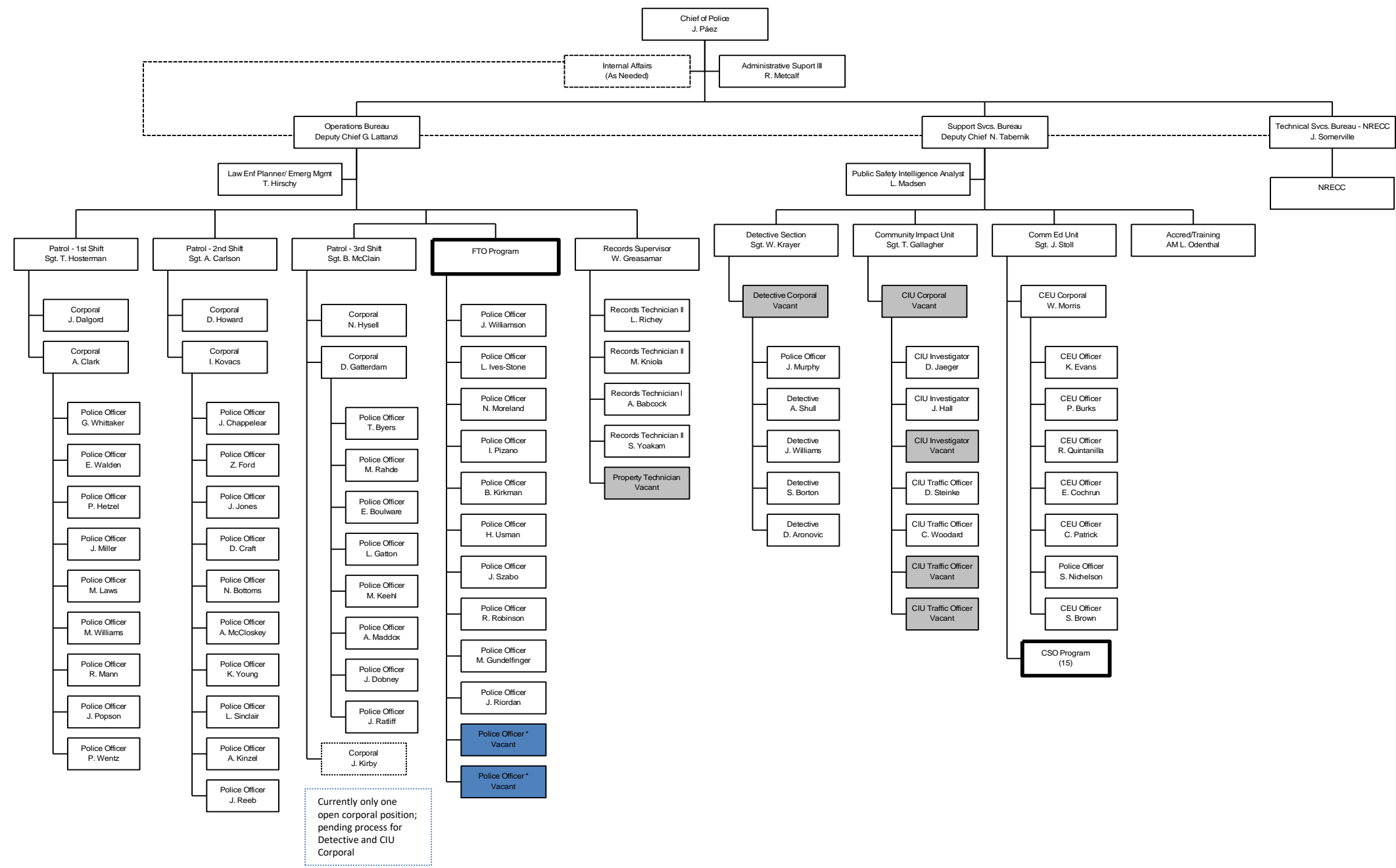
2022 vs 2021

### Auto Accidents



■ Fatal  
 ■ Property Damage  
 ■ Personal Injury

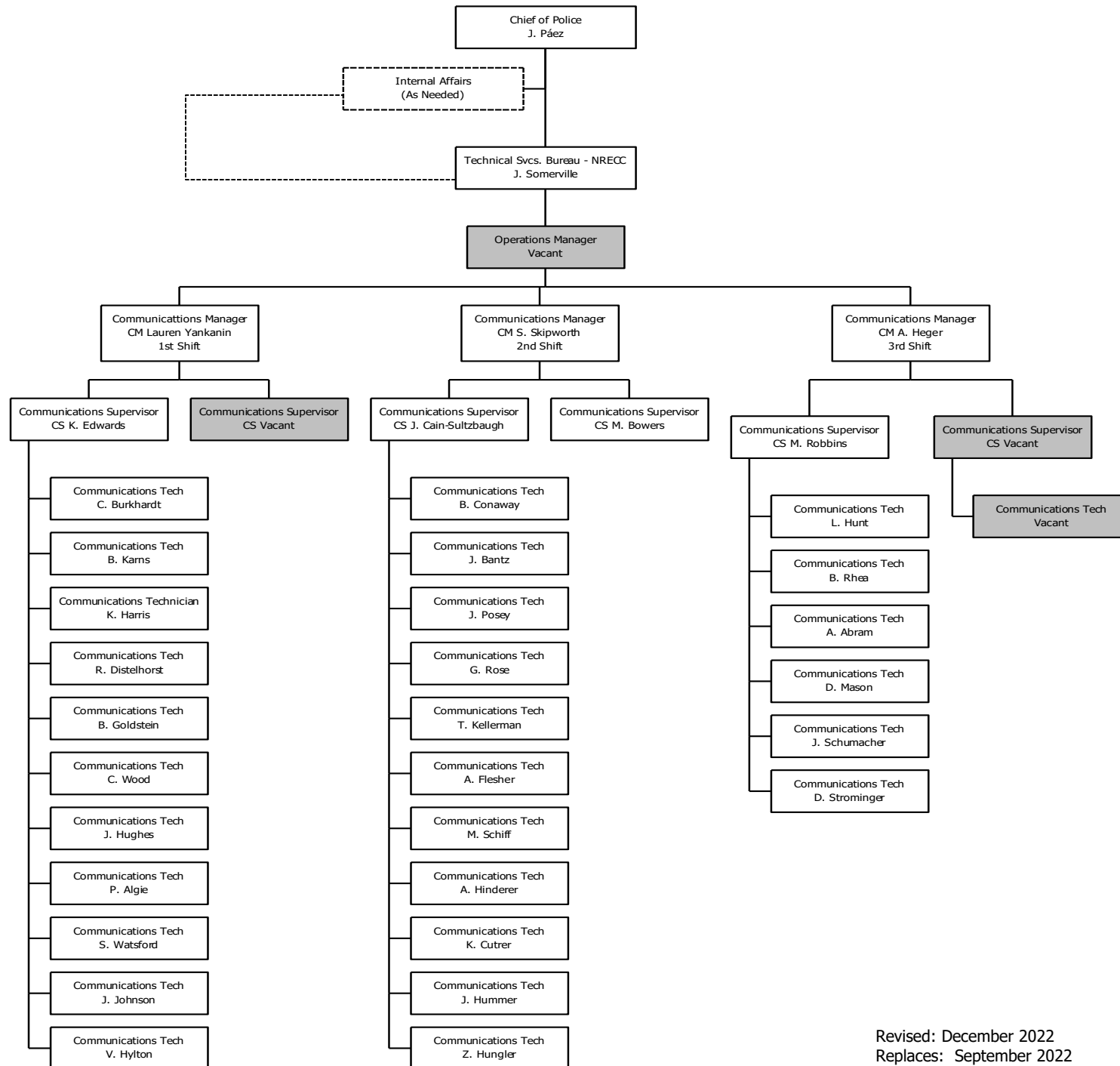
City of Dublin - Police Department - Organizational Chart - Standard 11.1.1



\* Two additional police officer positions temporarily authorized to allow for future anticipated retirements.

Revised: December 2022  
Replaces: September 2022  
P&P 103.02

# City of Dublin - NRECC - Organizational Chart - Standard 11.1.1



Revised: December 2022  
Replaces: September 2022  
P&P 103.02

**CALLS FOR SERVICE SUMMARY**  
**OCTOBER - DECEMBER, 2022**

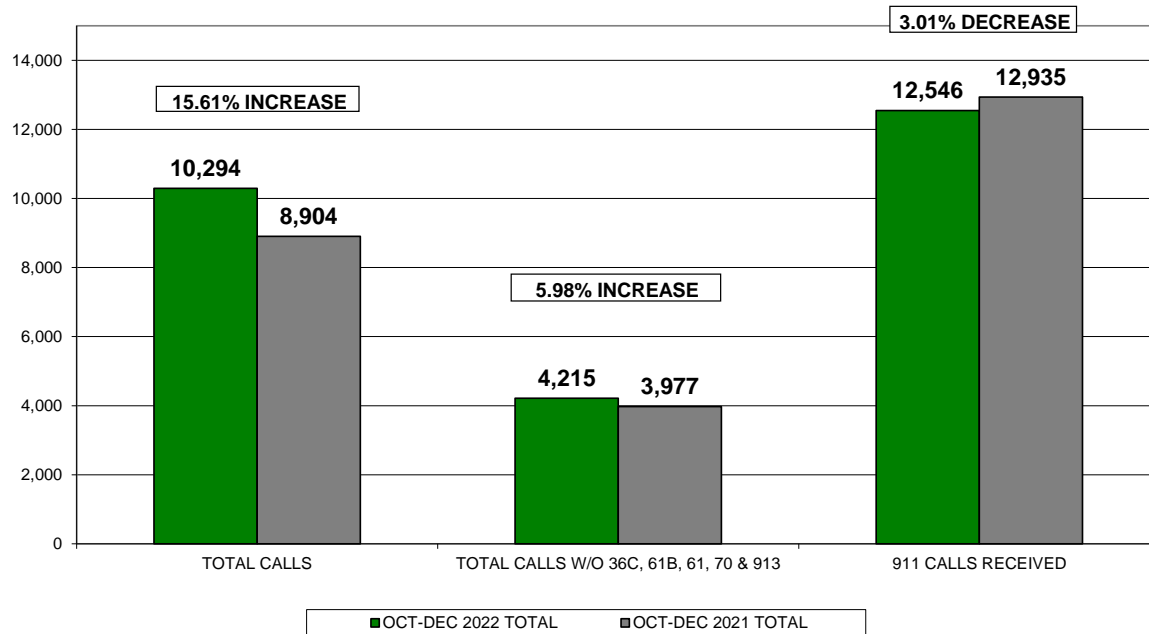
CODE# & DESCRIPTION	DISTRICTS						DISTRICT 0 MUTUAL AID OUTSIDE CITY	OCT-DEC 2022 TOTAL	2022 YTD	VS.	OCT-DEC 2021 TOTAL	2021 YTD
	001	002	003	004	005	006						
10-ASSIST OTHER AGENCY	9	6	3	9	6	0	45	78	388		116	429
100-BOMB THREAT	0	1	0	0	0	0	0	1	2		0	2
100D-BOMB DEVICE	0	1	0	0	0	0	0	1	1		0	1
102-NARCOTICS	5	5	3	6	0	1	0	20	71		19	79
12-BURGLARY	0	2	2	1	4	0	0	9	41		9	46
12AL BURGLAR ALARM	115	98	84	84	91	21	1	494	1,966		477	1,728
12B-OPEN DOOR OR WINDOW	2	3	3	9	1	3	0	21	75		14	76
13-MISCELLANEOUS CALL	39	46	42	169	43	15	24	378	1,548		378	1,454
13B-BANK ESCORT	0	0	0	0	0	0	0	0	3		0	1
13C-COMMUNITY SERVICE EVENT	0	0	0	0	0	0	0	0	5		3	5
13T-PRISONER TRANSPORT	0	0	0	5	0	0	4	9	37		12	27
14-FRAUD BAD CHECK	17	10	23	20	13	2	0	85	389		99	844
15-WARRANT SERVICE	2	1	1	23	4	4	7	42	163		45	189
16-DECEASED PERSON	1	3	1	5	2	0	0	12	41		5	39
16A-DECEASED ANIMAL	1	4	2	2	3	0	0	12	52		11	33
18-ANIMAL BITE	1	1	0	0	0	0	0	2	10		3	17
18A-ANIMAL COMPLAINT	2	6	36	10	8	2	0	64	316		74	305
18B-BARKING DOG	0	0	0	2	1	0	0	3	16		3	17
2-ACCIDENT NON INJURY	23	64	19	37	92	14	4	253	967		252	865
20-DOMESTIC	9	8	6	5	4	2	1	35	107		23	119
22-DROWNING	0	0	0	0	0	0	0	0	0		0	1
24-INTOXICATED PERSON	2	5	0	7	1	9	0	24	86		16	79
24A -OMVI	6	14	3	4	18	3	5	53	217		74	273
26-FIGHT	0	0	0	0	0	1	0	1	10		6	16
28-FIRE RUN	1	4	3	7	9	3	0	27	90		24	79
29-EMS RUN	11	21	6	27	7	10	1	83	307		90	312
2A-HIT SKIP NON INJURY	11	18	4	14	17	5	1	70	249		51	209
2P-ACCIDENT PRIVATE PROPERTY	5	6	3	22	5	3	0	44	211		38	165
30-VICE COMPLAINT	0	0	0	2	0	0	0	2	4		0	9
34-JUVENILE COMPLAINT	3	5	15	15	10	10	1	59	326		56	272
36-THEFT	24	77	14	41	25	18	0	199	647		112	495
36B-FOUND PROPERTY	6	8	2	33	4	9	3	65	274		49	222
36C-COURTESY CARD	34	20	5	15	9	100	0	183	820		56	250
38-MISSING PERSON	1	3	3	3	0	0	0	10	52		12	50
38A-MISSING PERSON RETURNED	0	2	1	1	0	0	0	4	14		1	9
4-ACCIDENT INJURIES	6	12	4	8	30	1	2	63	194		46	186
40-PERSON WITH A GUN	0	3	1	2	2	1	0	9	24		4	12
40A-PERSON WITH A KNIFE	0	0	0	0	0	0	0	0	2		1	3
42-UNKNOWN CIRCUMSTANCES	1	1	0	1	2	17	0	22	85		14	72
42-UNKNOWN EMERGENCY	0	0	0	1	2	0	0	3	15		4	17
42A-911 HANG UP CALL	6	4	6	17	11	10	0	54	225		77	256
44-OFFICER IN TROUBLE	0	0	0	0	0	0	4	4	5		0	3
46-PROWLER	0	0	0	0	0	0	0	0	2		0	1
48-RAPE	0	1	0	0	0	0	0	1	9		1	8
48B-SEX OFFENSE	1	1	0	3	0	0	0	5	24		4	32
4A-HIT SKIP INJURY	0	0	0	1	0	0	0	1	10		2	4
4F-ACCIDENT FATAL	0	0	0	0	0	0	0	0	2		1	1
4P-ACCIDENT PRIV PROP INJURY	1	0	0	1	0	0	0	2	9		0	7
50-ROBBERY	0	1	0	1	0	0	0	2	10		2	11
50ALB-ROBBERY ALARM BUSINESS	4	6	0	5	10	1	0	26	98		25	79
50ALR-ROBBERY ALARM RESIDENCE	0	2	8	5	3	0	0	18	77		25	113
52-SHOOTING	0	1	0	0	0	0	0	1	3		0	1
52A-SHOTS FIRED	0	5	1	3	1	1	0	11	36		12	32
54-STABBING	0	0	0	0	0	0	0	0	1		0	0
56-STOLEN VEHICLE	4	14	0	4	2	7	0	31	84		24	54
56B-RECOVERED STOLEN VEHICLE	4	9	0	10	3	1	12	39	78		13	35
58-SUICIDE	1	0	0	0	0	0	0	1	3		0	1
58A-SUICIDE ATTEMPT	2	4	6	10	6	3	0	31	101		23	103
60-SUSPICIOUS PERSON	45	83	26	67	37	61	3	322	1,210		272	1,336
60A-SUSPICIOUS VEHICLE	18	41	12	19	8	39	1	138	396		87	456
61-HOUSE CHECK	17	14	33	20	73	0	0	157	608		192	1,181
61A-EXTRA PATROL	7	18	25	26	18	6	0	100	325		73	368
61B-TARGET PATROL	213	1,080	61	235	140	806	8	2,543	7,107		1,231	5,606
62-TRAFFIC DETAIL	0	2	2	0	1	0	0	5	30		10	36
64-VANDALISM	11	9	17	7	7	20	0	71	221		66	219
70-TRAFFIC VIOLATOR	180	165	85	199	133	119	115	996	4,689		1,316	5,810
72-SPEEDER OR RECKLESS DRIVER	13	41	10	26	68	13	30	201	958		214	924
74-DISABLED OR MOTORIST ASSIST	9	39	10	17	70	5	4	154	609		134	581
76-VEHICLE BLOCKING	10	31	11	32	31	10	2	127	476		118	447

**CALLS FOR SERVICE SUMMARY**  
OCTOBER - DECEMBER, 2022

CODE# & DESCRIPTION	DISTRICTS						DISTRICT 0 MUTUAL AID OUTSIDE CITY	OCT-DEC 2022 TOTAL	2022 YTD	VS.	OCT-DEC 2021 TOTAL	2021 YTD
	001	002	003	004	005	006						
76A-PARKING VIOLATOR	11	3	10	28	8	15	0	75	324		51	309
78-VEHICLE LOCKOUT	16	18	8	26	19	5	0	92	343		93	404
8-ASSAULT	4	3	3	5	3	0	0	18	71		8	52
80-ROADWAY OBSTRUCTION	4	21	8	4	20	1	0	58	361		99	326
8A-MENACING THREATS	1	2	3	3	3	0	0	12	64		22	66
8B-TELEPHONE HARASSMENT	1	3	2	6	5	1	0	18	87		26	85
90-DISTURBANCE 2 UNITS	29	35	17	42	25	13	0	161	726		182	774
90A-DISTURBANCE 1 UNIT	13	30	28	30	18	18	2	139	598		128	566
913-FOOT PATROL	448	344	50	438	396	408	116	2,200	8,257		2,132	8,571
96-BEHAVIORAL HEALTH	5	6	5	19	4	1	0	40	202		44	172
<b>TOTAL CALLS</b>	1,415	2,494	736	1,899	1,536	1,818	396	10,294	38,264		8,904	38,037
<b>TOTAL CALLS W/O 36C, 61B, 61, 70 &amp; 913</b>	523	871	502	992	785	385	157	4,215	16,783		3,977	16,619
<b>911 CALLS RECEIVED</b>								12,546	48,777		12,935	51,278

Note: The average response time was 6 minutes with an average time of 49 minutes to handle the call.

**CALLS FOR SERVICE**  
OCTOBER 1, 2022 - DECEMBER 31, 2022



**CALLS FOR SERVICE SUMMARY**  
**JANUARY - DECEMBER 2022**

CODE# & DESCRIPTION	DISTRICTS						DISTRICT 0 MUTUAL AID OUTSIDE CITY	2022 YTD	VS.	2021 YTD
	001	002	003	004	005	006				
10-ASSIST OTHER AGENCY	20	21	17	48	45	4	233	388		429
100-BOMB THREAT	0	1	0	1	0	0	0	2		2
100D-BOMB DEVICE	0	1	0	0	0	0	0	1		1
102-NARCOTICS	16	14	9	21	6	4	1	71		79
12-BURGLARY	4	13	5	7	10	1	1	41		46
12AL BURGLAR ALARM	374	369	350	396	331	143	3	1,966		1,728
12B-OPEN DOOR OR WINDOW	8	13	12	27	10	4	1	75		76
13-MISCELLANEOUS CALL	134	175	146	681	183	86	143	1,548		1,454
13B-BANK ESCORT	1	1	0	1	0	0	0	3		1
13C-COMMUNITY SERVICE EVENT	0	0	0	3	1	1	0	5		5
13T-PRISONER TRANSPORT	1	0	0	28	0	0	8	37		27
14-FRAUD BAD CHECK	59	41	102	106	74	7	0	389		844
15-WARRANT SERVICE	5	14	1	108	8	4	23	163		189
16-DECEASED PERSON	6	6	6	14	8	0	1	41		39
16A-DECEASED ANIMAL	6	15	17	9	5	0	0	52		33
18-ANIMAL BITE	1	7	1	0	1	0	0	10		17
18A-ANIMAL COMPLAINT	32	46	99	84	47	5	3	316		305
18B-BARKING DOG	2	0	4	6	3	1	0	16		17
2-ACCIDENT NON INJURY	79	253	62	158	333	71	11	967		865
20-DOMESTIC	17	21	18	24	21	5	1	107		119
22-DROWNING	0	0	0	0	0	0	0	0		1
24-INTOXICATED PERSON	12	18	8	15	4	28	1	86		79
24A -OMVI	20	62	13	36	53	12	21	217		273
26-FIGHT	0	4	2	1	0	3	0	10		16
28-FIRE RUN	6	17	12	24	22	6	3	90		79
29-EMS RUN	45	50	35	96	44	36	1	307		312
2A-HIT SKIP NON INJURY	27	75	14	50	52	30	1	249		209
2P-ACCIDENT PRIVATE PROPERTY	20	60	15	80	19	17	0	211		165
30-VICE COMPLAINT	0	1	0	2	0	0	1	4		9
34-JUVENILE COMPLAINT	34	45	41	85	42	74	5	326		272
36-THEFT	119	219	29	138	92	49	1	647		495
36B-FOUND PROPERTY	27	31	20	148	16	27	5	274		222
36C-COURTESY CARD	163	123	32	226	128	148	0	820		250
38-MISSING PERSON	4	11	12	17	5	2	1	52		50
38A-MISSING PERSON RETURNED	1	5	4	3	0	0	1	14		9
4-ACCIDENT INJURIES	17	43	15	33	75	9	2	194		186
40-PERSON WITH A GUN	2	5	1	6	7	2	1	24		12
40A-PERSON WITH A KNIFE	1	0	1	0	0	0	0	2		3
42-UNKNOWN CIRCUMSTANCES	4	3	5	8	9	54	2	85		72
42-UNKNOWN EMERGENCY	4	0	1	5	3	2	0	15		17
42A-911 HANG UP CALL	44	26	13	52	44	38	8	225		256
44-OFFICER IN TROUBLE	0	0	0	0	0	0	5	5		3
46-PROWLER	1	1	0	0	0	0	0	2		1
48-RAPE	0	3	1	4	1	0	0	9		8
48B-SEX OFFENSE	3	1	3	10	4	3	0	24		32
4A-HIT SKIP INJURY	0	2	1	4	3	0	0	10		4
4F-ACCIDENT FATAL	0	0	0	0	2	0	0	2		1
4P-ACCIDENT PRIV PROP INJURY	2	3	0	4	0	0	0	9		7
50-ROBBERY	2	6	1	1	0	0	0	10		11
50ALB-ROBBERY ALARM BUSINESS	20	25	0	31	17	5	0	98		79
50ALR-ROBBERY ALARM RESIDENCE	2	5	30	24	16	0	0	77		113
52-SHOOTING	0	3	0	0	0	0	0	3		1
52A-SHOTS FIRED	2	10	8	9	5	2	0	36		32
54-STABBING	0	1	0	0	0	0	0	1		
56-STOLEN VEHICLE	13	32	0	15	9	15	0	84		54
56B-RECOVERED STOLEN VEHICLE	10	11	0	29	6	3	19	78		35
58-SUICIDE	1	0	1	0	0	1	0	3		1
58A-SUICIDE ATTEMPT	8	18	19	33	16	7	0	101		103
60-SUSPICIOUS PERSON	189	255	114	276	171	191	14	1,210		1,336
60A-SUSPICIOUS VEHICLE	67	113	40	68	39	66	3	396		456
61-HOUSE CHECK	72	84	160	89	203		0	608		1,181
61A-EXTRA PATROL	39	58	59	80	66	22	1	325		368



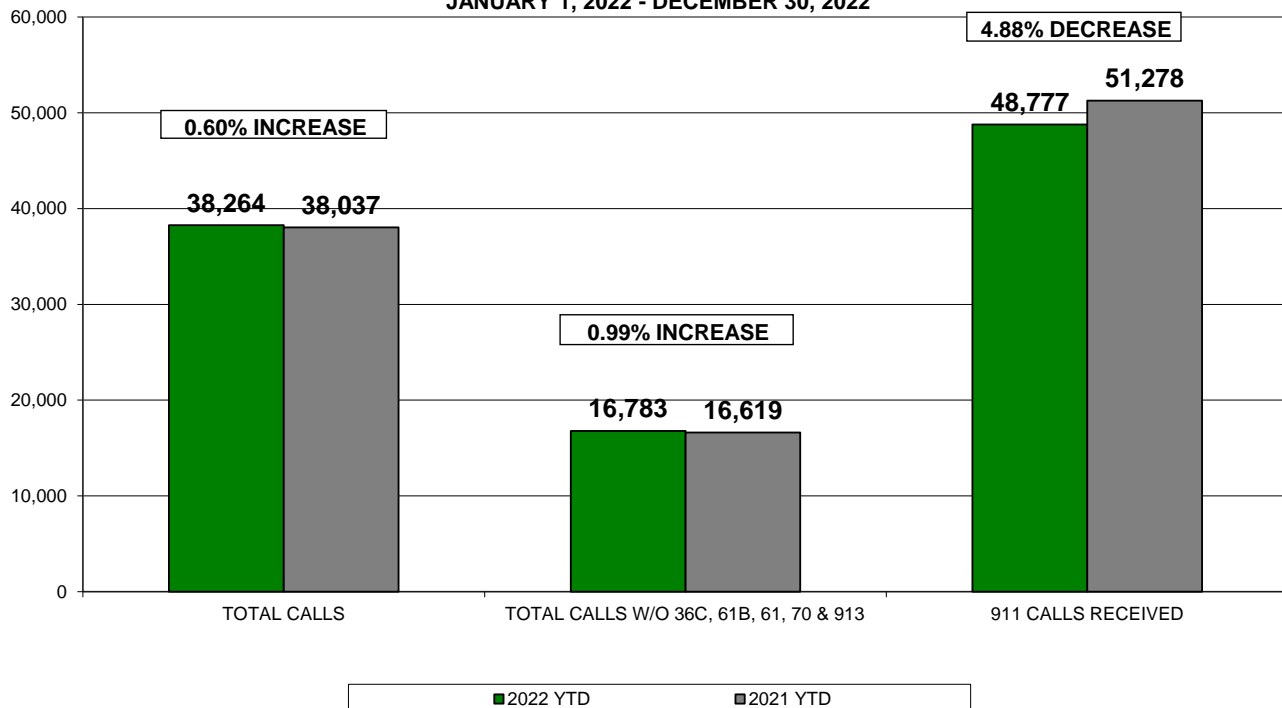
**CALLS FOR SERVICE SUMMARY**  
JANUARY - DECEMBER 2022

CODE# & DESCRIPTION	DISTRICTS						DISTRICT 0 MUTUAL AID OUTSIDE CITY	2022 YTD	VS.	2021 YTD
	001	002	003	004	005	006				
61B-TARGET PATROL	879	2,444	307	861	638	1,941	37	7,107		5,606
62-TRAFFIC DETAIL	1	8	8	4	8	1	0	30		36
64-VANDALISM	25	36	35	45	29	49	2	221		219
70-TRAFFIC VIOLATOR	1,041	804	428	742	789	497	388	4,689		5,810
72-SPEEDER OR RECKLESS DRIVER	47	227	76	106	296	76	130	958		924
74-DISABLED OR MOTORIST ASSIST	67	121	31	76	273	16	25	609		581
76-VEHICLE BLOCKING	56	123	54	115	81	41	6	476		447
76A-PARKING VIOLATOR	30	43	70	104	38	39	0	324		309
78-VEHICLE LOCKOUT	73	54	24	105	53	33	1	343		404
8-ASSAULT	13	10	7	24	11	6	0	71		52
80-ROADWAY OBSTRUCTION	46	77	46	27	142	17	6	361		326
8A-MENACING THREATS	7	11	13	19	10	4	0	64		66
8B-TELEPHONE HARASSMENT	7	11	24	21	21	2	1	87		85
90-DISTURBANCE 2 UNITS	141	160	62	181	109	66	7	726		774
90A-DISTURBANCE 1 UNIT	57	116	115	163	82	62	3	598		566
913-FOOT PATROL	1,747	1,324	274	1,938	1,306	1,160	508	8,257		8,571
96-BEHAVIORAL HEALTH	39	23	18	97	19	5	1	202		172
<b>TOTAL CALLS</b>	6,022	8,032	3,151	8,052	6,164	5,203	1,640	38,264		38,037
<b>TOTAL CALLS W/O 36C, 61B, 61, 70 &amp; 913</b>	2,120	3,253	1,950	4,196	3,100	1,457	707	16,783		16,619
<b>911 CALLS RECEIVED</b>								48,777		51,278

Note: The average response time was 6 minutes with an average time of 49 minutes to handle the call.

**CALLS FOR SERVICE**

JANUARY 1, 2022 - DECEMBER 30, 2022



# OFFENSE REPORT SUMMARY

ACTUAL NUMBER OF OFFENSE REPORTS	OCT-DEC 2022	2022 YTD		OCT-DEC 2021	2021 YTD
<b>TOTAL</b>	<b>365</b>	<b>1,185</b>	<b>VS</b>	<b>243</b>	<b>1,066</b>

GROUP A	DEPARTMENT CLASSIFICATION	IBR CODE	OCT-DEC 2022	2022 YTD		OCT-DEC 2021	2021 YTD
	AGGRAVATED ASSAULT	13A	3	11		0	3
	ARSON	200	0	0		1	5
	ASSISTING OR PROMOTING PROSTITUTION	40B	0	0		0	4
	BURGLARY/BREAKING AND ENTERING	220	7	37		6	42
	COUNTERFEITING/FORGERY	250	5	14		7	18
	CREDIT CARD/AUTOMATIC TELLER MACHINE FRAUD	26B	2	9		3	12
	DISTRUCTION/DAMAGE/VANDALISM OF PROPERTY	290	59	151		38	116
	DRUG EQUIPMENT VIOLATIONS	35B	8	33		10	71
	DRUG/NARCOTIC VIOLATIONS	35A	17	71		18	82
	EXTORTION/BLACKMAIL	210	1	7		1	2
	FALSE PRETENSES/SWINDLE/CONFIDENCE GAME	26A	2	13		7	23
	FORCIBLE FONDLING	11D	1	11		2	17
	FORCIBLE RAPE	11A	3	16		1	13
	HACKING/COMPUTERINVASION	26G	0	0		0	0
	IDENTITY FRAUD	26F	5	25		6	47
	IMPERSONATION	26C	0	0		0	0
	INTIMIDATION	13C	13	44		17	56
	KIDNAPPING/ABDUCTION/UNLAWFUL RESTRAINT	100	0	1		0	3
	MOTOR VEHICLE THEFT	240	33	73		14	32
	PORNOGRAPHY/OBSCENE MATERIAL	370	2	3		0	1
	RECEIVING STOLEN PROPERTY	280	8	21		2	15
	ROBBERY	120	2	11		2	9
	SIMPLE ASSAULT	13B	34	118		18	109
	THEFT - ALL OTHER LARCENY	23H	54	169		31	117
	THEFT - POCKET-PICKING	23A	0	0		0	1
	THEFT - PURSE-SNATCHING	23B	0	4		1	4
	THEFT - SHOPLIFTING	23C	7	25		6	29
	THEFT - THEFT FROM BUILDING	23D	6	24		9	27
	THEFT - THEFT FROM MOTOR VEHICLE	23F	59	161		30	128
	THEFT - THEFT OF VEHICLE PARTS OR ACCESSORIES	23G	15	87		12	35
	WEAPON LAW VIOLATIONS	520	10	19		1	25
	WELFARE FRAUD	26D	0	0		0	1
	WIRE FRAUD	26E	0	0		0	0
	<b>TOTAL GROUP A</b>		<b>356</b>	<b>1,158</b>		<b>243</b>	<b>1,047</b>

GROUP B	DEPARTMENT CLASSIFICATION	IBR CODE	OCT-DEC 2022	2022 YTD		OCT-DEC 2021	2021 YTD
	BAD CHECKS	90A	1	6		0	1
	CURFEW/LOITERING/VAGRANCY VIOLATIONS	90B	0	2		0	3
	DISORDERLY CONDUCT	90C	10	23		4	30
	DRIVING UNDER THE INFLUENCE	90D	29	92		23	93
	LIQUOR LAW VIOLATIONS	90G	2	7		4	15
	VOYEURISM	90H	0	0		0	0
	RUNAWAY	90I	1	2		1	4
	TRESPASS OF REAL PROPERTY	90J	4	11		1	11
	ALL OTHER OFFENSES	90Z	14	59		12	91
	<b>TOTAL GROUP B</b>		<b>61</b>	<b>202</b>		<b>45</b>	<b>248</b>

**TOTAL OFFENSES**

**417**

**1,360**

**288**

**1,295**

# TRAFFIC ENFORCEMENT SUMMARY

NUMBER OF CITATIONS ISSUED	OCT-DEC 2022	2022 YTD		OCT-DEC 2021	2021 YTD
TOTAL	294	1,321		502	2,461

TYPE OF CITATION & SECTION#	OCT-DEC 2022	2022 YTD		OCT-DEC 2021	2021 YTD
ACDA	44	157		43	142
APPROACHING STATIONARY PUBLIC SAFETY VEHICLE	0	1		0	0
CHILD RESTRAINT SYSTEM, EXCEPTIONS	0	0		0	4
CHILD SUPPORT (SUS)	1	1		0	2
COMPLIANCE WITH LAWFUL ORDER OF POLICE OFFICER; FLEEING	0	0		0	2
DISPLAY LICENSE/VALIDATION	10	21		1	3
DISPLAY OF LICENSE PLATES	21	74		13	46
DIVIDED ROADWAYS	0	1		0	1
DRAG RACING / STREET RACING	0	2		0	0
DRIVER LICENSE SUSPENDED	1	8		0	4
DRIVERS LICENSE REQUIRED - MORE THAN ONE PROHIBITED	0	1		0	2
DRIVING LEFT OF CENTER	0	0		2	1
DRIVING ON DIVIDED HIGHWAY	0	0		0	1
DRIVING TO LEFT OF CENTER LINE	0	1		0	0
DRIVING TO LEFT OF CENTER OF ROADWAY	0	0		0	1
DRIVING UNDER SUSPENSION OR VIOLATION OF LICENSE RESTRICTION	2	12		0	10
DRIVING UNSAFE VEHICLE	0	1		1	3
DRIVING UPON CLOSED ROADWAY	1	1		0	0
DRIVING UPON DIVIDED ROADWAYS	2	6		2	3
DRIVING UPON LEFT SIDE OF ROADWAY	0	1		0	0
DRIVING WHILE UNDER THE INFLUENCE OF ALCOHOL/ DRUGS	28	90		28	109
DRIVING WITHIN MARKED LANES	3	30		9	42
DUS - 12 POINT SUSPENSION	0	3		0	4
DUS - FRA	10	59		22	113
DUS - OVI COURT SUSPENSION	2	8		0	9
DUS - OVI SUSPENSION	2	8		0	4
DUS- FAIL TO REINSTATE	0	6		0	6
DUS NON COMPLIANCE SUSPENSION	0	3		0	3
DUS OR VIOLATION OF LICENSE RESTRICTION	6	32		8	70
EXP REGISTRATION	1	2		0	0
EXPIRED PLATES	0	1		0	0
FAILURE TO REGISTER	0	0		0	1
FAIL TO CONTROL; WEAVING,FULL TIME ATT. SEND/READ/WRT TXT ME	0	0		0	1
FAIL TO STOP AT RED LIGHT	0	0		0	5
FAIL TO YIELD TO PEDESTRIAN	0	0		0	2
FAIL TO YIELD-PRIVATE DRIVE	0	1		1	4
FAILURE TO COMPLY WITH ORDER OR SIGNAL OF P.O. - ELUDE OR F	0	0		0	1
FAILURE TO CONTROL	44	127		37	113
FAILURE TO REGISTER	0	1		0	1
FAILURE TO REINSTATE OL	2	11		5	25
FICTIOUS PLATES	1	1		0	2
FLASHING RED LIGHT	0	0		0	1
FOLLOWING TOO CLOSELY	0	0		1	6
FTY - TURNING LEFT	7	21		12	43
HEADLIGHTS REQUIRED	0	1		0	0
HIT/SKIP - CODE 2/4	3	11		1	7
HIT/SKIP - CODE 2P/4P	1	3		1	3
IMPROPER BACKING AND STARTING	0	1		0	1
IMPROPER TURNS AT INTERSECTION	1	3		0	1
INATTENTION	1	1		0	7
JUVENILE TRAFFIC OFFENDER	1	3		1	3
LANE CHANGE - UNSAFE	3	19		10	45
LANES OF TRAVEL UPON ROADWAYS	0	1		0	0
LEAVING THE SCENE OF AN ACCIDENT	1	4		0	0
LEFT OF CENTER	0	6		1	7
LICENSE FORFEIT	6	12		1	10
LIGHTED HEADLIGHTS	0	3		0	4
LIGHTS ON PARKED OR STOPPED VEHICLES	0	0		0	1
LITTERING - FROM MV	0	1		0	1
LOADS DROPPING - LEAKING; TRACKNG MUD	0	2		1	1
LOUD NOISE FROM A MOTOR VEHICLE	0	1		0	0

**TRAFFIC ENFORCEMENT SUMMARY**

NUMBER OF CITATIONS ISSUED	OCT-DEC 2022	2022 YTD		OCT-DEC 2021	2021 YTD
<b>TOTAL</b>	<b>294</b>	<b>1,321</b>		<b>502</b>	<b>2,461</b>

TYPE OF CITATION & SECTION#	OCT-DEC 2022	2022 YTD		OCT-DEC 2021	2021 YTD
MARKED LANES	2	2		1	2
MV STOP LIGHTS	0	2		3	5
NO LICENSE PLATE LIGHT	0	1		0	1
NO OPERATOR'S LICENSE	27	110		36	179
NON COMPLIANCE SUSPENSION	5	17		0	11
OBEYING TRAFFIC CONTROL DEVICES	5	12		2	8
OBSCURED PLATES	0	1		0	1
OBSTRUCTING INTERSECTION	1	1		0	0
OCCUPENT RESTRAINING DEVICES	0	2		0	1
ONE-WAY TRAFFIC - ROTARY ISLANDS	1	1		0	1
OPEN CONTAINER	0	1		0	0
OPEN VEHICLE DOOR ON TRAFFIC SIDE	0	0		1	1
OPERATING MV OR MOTORCYCLE WITHOUT VALID LICENSE	5	10		1	5
OPERATION AT YIELD SIGN	0	0		0	2
OVI PER SE	1	1		0	1
OVI .17% >	0	0		0	1
OVI PER SE BREATH (.17 + (SUPER)	3	13		0	3
OVI PHYSICAL CONTROL	0	0		0	1
OVI REFUSAL CONVICTION (PRIOR W/20 YRS)	4	12		5	13
OVI, BREATH	6	20		4	12
PASSING - DOUBLE YELLOW	0	0		0	2
PASSING STOPPED SCHOOL BUS	0	0		0	1
PASSING WITHOUT SAFETY	0	0		1	1
PHYSICAL CONTROL	0	2		2	3
PHYSICAL CONTROL OF VEHICLE WHILE UNDER INFLUENCE	0	2		0	0
PROHIBITED TURN IN ROADWAY	0	0		0	2
PROHIBITIONS	0	1		0	0
RECKLESS OPERATION	1	4		0	4
RECKLESS OPERATION - PRIVATE	0	3		1	1
RECKLESS OPERATION - ROADWAY	2	5		0	7
RIGHT OF WAY OF PEDESTRIAN W/IN CROSSWALK	0	1		0	0
RIGHT OF WAY RULE WHEN TURNING LEFT	0	3		2	5
RIGHT OF WAY YIELDED TO PEDESTRIAN ON SIDEWALK	0	1		0	0
RIGHT OF WAY/LEFT	0	3		0	0
RIGHT-OF-WAY ON ROADWAY	0	3		3	10
RULES FOR TURNS AT INTERSECTIONS	0	4		0	4
RULES GOVERNING OVERTAKING AND PASSING OF VEHICLES	0	0		0	1
SEAT BELTS REQUIRED	0	7		9	27
SIGNAL LIGHTS	4	6		1	1
SLOW SPEED	0	2		0	5
SPACE BETWEEN MOVING VEHICLES	0	0		0	1
SPEED - SCHOOL ZONE	22	83		53	132
SPEED LIMIT	40	363		215	1,367
SQUEALING TIRES - NOISE	0	2		0	1
STARTING AND BACKING VEHICLE	0	3		1	7
STOP AND YIELD SIGNS	1	11		1	6
STOP SIGN VIOLATION	0	0		0	1
STOP SIGNS	13	40		12	41
STOPPING AFTER ACCIDENT	4	13		0	10
STOPPING AFTER ACCIDENT INVOLVING INJURY TO PERSONS OR PROP.	1	2		1	7
STOPPING AT GRADE CROSSING	0	0		0	2
STOPPING FOR SCHOOL BUS	0	1		0	4
TAIL LIGHT - ILLUMINATION OF REAR LICENSE PLATE	2	2		0	1
TEMP PERMIT (OPERATING SOLO)	4	6		2	11
TEMPORARY INSTRUCTION PERMIT	1	2		2	2
TIME FOR LIGHTED LIGHTS ON MOTOR VEHICLES	2	3		0	1
TRAFFIC CHARGES - HEADLIGHTS 4513.14A	0	0		0	3
TRAFFIC CHARGES - NO OPS 4510.12A1	0	0		0	2
TRAFFIC CHARGES - RIGHT OF WAY	1	4		1	3
TRAFFIC CONTROL DEVICE	3	5		0	0
TRAFFIC CONTROL SIGNAL TERMS AND LIGHTS	6	27		4	31

# TRAFFIC ENFORCEMENT SUMMARY

NUMBER OF CITATIONS ISSUED	OCT-DEC 2022	2022 YTD		OCT-DEC 2021	2021 YTD
<b>TOTAL</b>	<b>294</b>	<b>1,321</b>		<b>502</b>	<b>2,461</b>

TYPE OF CITATION & SECTION#	OCT-DEC 2022	2022 YTD		OCT-DEC 2021	2021 YTD
TRAFFIC SIGNAL RIGHT TURN ON RED	0	0		1	4
TURN AND STOP SIGNAL	1	6		1	4
TURN SIGNAL REQUIRED	0	1		1	4
TURNING IN ROADWAY PROHIBITED	0	1		0	0
TURNING INTO PRIVATE DRIVEWAY, ALLEY OR BUILDING	1	2		0	0
TWO LIGHTS DISPLAYED	1	2		2	4
TWO OR MORE STOP LIGHTS REQUIRED	0	1		0	1
UNSAFE BACKING	0	1		2	3
UNSAFE LANE CHANGE	5	18		6	25
UNSAFE VEHICLE	0	0		0	1
USE ILLEGAL PLATES; TRANSFER OF REGISTRATION	0	3		4	15
USE OF SUNSCREENING, WINDOW TINT	0	0		0	1
U-TURN PROHIBITED	0	2		0	1
VIOL. PROBATIONARY LICENSE	0	1		0	0
WRONGFUL ENTRUSTMENT	0	1		0	0
YIELD RIGHT-OF-WAY TO PEDESTRIANS	0	1		0	0
YIELD SIGNS	7	22		5	32
<b>TOTAL</b>	<b>387</b>	<b>1,646</b>		<b>587</b>	<b>2,931</b>

## PARKING CITATION CHARGES

TYPE OF CITATION & SECTION#	OCT-DEC 2022	2022 YTD		OCT-DEC 2021	2021 YTD
HANDICAP PARKING	0	1		0	2
MANNER OF PARALLEL PARKING; HANDICAPPED PARKING	0	3		0	1
PARKING FIRE LANE	0	0		0	4
PROHIBITED STANDING OR PARKING PLACES	2	8		2	6
<b>TOTAL</b>	<b>2</b>	<b>12</b>		<b>2</b>	<b>13</b>

<b>TOTAL CITATIONS</b>	<b>389</b>	<b>1,658</b>		<b>589</b>	<b>2,944</b>
------------------------	------------	--------------	--	------------	--------------

# ADULT ARREST SUMMARY

ACTUAL NUMBER OF ADULTS ARRESTED	OCT-DEC 2022	2022 YTD		OCT-DEC 2021	2021 YTD
<b>TOTAL</b>	<b>110</b>	<b>427</b>		<b>109</b>	<b>534</b>

BREAKDOWN OF CHARGES	OCT-DEC 2022	2022 YTD		OCT-DEC 2021	2021 YTD
AGGRAVATED MENACING	2	7		2	8
AGGRAVATED ROBBERY	0	0		0	1
AGGRAVATED TRESPASS	0	0		0	1
ANIMALS OR FOWL RUNNING AT LARGE	0	6		1	5
ARSON	0	0		1	1
ASSAULT	7	33		8	37
BENCH WARRANT	0	4		0	0
BREAKING AND ENTERING	0	1		0	0
BURGLARY	0	0		0	1
CARRYING CONCEALED WEAPONS	1	2		0	1
COMPLIANCE WITH LAWFUL ORDER OF POLICE OFFICER; FLEEING	0	1		0	2
COMPLICITY	1	1		1	3
COMPLICITY (ROBBERY F2)	0	1		0	0
CONTRIBUTING TO THE UNRULINESS/DELINQUENCY OF A CHILD	1	1		1	1
COUNTERFEIT CURRENCY	0	1		0	0
CRIMINAL DAMAGING/ENDANGERING	1	3		2	4
CRIMINAL MISCHIEF	1	1		0	1
CRIMINAL TRESPASS	0	1		0	4
DECEPTION TO OBTAIN A DANGEROUS DRUG	0	0		0	1
DISCHARGE OF FIREARM ON OR NEAR PROHIBITED PREMISES	0	0		0	1
DISORDERLY CONDUCT	4	9		1	9
DOMESTIC VIOLENCE - SIMPLE ASSAULT	15	36		6	41
DOMESTIC VIOLENCE - KNOWINGLY CAUSE PHYSICAL HARM	0	1		0	0
DOMESTIC VIOLENCE - MENACING OR INTIMIDATION	0	3		3	8
DOMESTIC VIOLENCE - USE OF WEAPON OR AGGRAVATED INJURY	1	1		0	0
DRIVING ON RIGHT HALF OF ROADWAY	1	1		1	1
DRIVING UNDER OVI SUSPENSION	0	1		0	1
DRIVING UNDER SUSPENSION	1	2		1	5
DRIVING WHILE UNDER THE INFLUENCE OF ALCOHOL/ DRUGS	30	92		25	96
DRIVING WITHIN MARKED LANES	0	0		1	1
DRUG ABUSE - MARIJUANA	0	4		2	8
DRUG ABUSE - SCHEDULE I OR II SUBSTANCE	0	8		1	4
DRUG ABUSE - SCHEDULE III, IV, V SUBSTANCE	0	1		0	0
DRUG ABUSE; CONTROLLED SUBSTANCE POSSESSION OR USE	0	0		0	1
DRUG PARAPHERNALIA	1	5		1	19
DUS - 12 POINT SUSPENSION	0	0		0	1
DUS NON COMPLIANCE SUSPENSION	0	1		0	0
ENDANGERING CHILDREN	0	3		1	4
ENGAGING IN PROSTITUTION	0	0		1	2
FAIL TO CONTROL	0	0		3	7
FAILURE TO APPEAR	1	1		0	0
FAILURE TO APPEAR; ISSUANCE OF WARRANT	2	6		3	8
FAILURE TO COMPLY WITH ORDER OR SIGNAL OF P.O.	1	2		0	4
FAILURE TO COMPLY WITH ORDER OR SIGNAL OF P.O. - ELUDE OR F	0	1		0	2
FAILURE TO CONTROL	1	1		0	1
FAILURE TO DISCLOSE PERSONAL INFORMATION	0	0		1	1
FALSE IDENTIFYING INFORMATION	0	0		0	1
FALSIFICATION	0	2		2	8
FELONIOUS ASSAULT	2	4		0	1
FORGERY	0	0		0	2
HAVING PHYSICAL CONTROL OF VEHICLE WHILE UNDER THE INFLUENC	0	3		2	3
HAVING WEAPONS WHILE UNDER DISABILITY	1	1		0	2
HIT/SKIP - CODE 2/4	0	0		0	1
IDENTITY FRAUD	1	1		1	1
ILLEGAL POSSESSION OF INTOXICATING BEER OR LIQUOR	0	0		0	1
ILLEGAL PROCESSING OF DRUG DOCUMENTS	0	1		0	0
IMPROPERLY HANDLING FIREARMS IN A MOTOR VEHICLE	2	6		0	7
INDUCING PANIC	0	0		1	1
INTERFERENCE W/CUSTODY	0	1		0	0
LEAVING THE SCENE OF AN ACCIDENT	0	1		0	1

# ADULT ARREST SUMMARY

ACTUAL NUMBER OF ADULTS ARRESTED	OCT-DEC 2022	2022 YTD		OCT-DEC 2021	2021 YTD
<b>TOTAL</b>	<b>110</b>	<b>427</b>		<b>109</b>	<b>534</b>

BREAKDOWN OF CHARGES	OCT-DEC 2022	2022 YTD		OCT-DEC 2021	2021 YTD
LEFT OF CENTER	0	0		0	1
LICENSE NOT TRANSFERABLE	0	1		0	0
LITTERING FROM MOTOR VEHICLE	0	0		1	1
MARIJUANA DRUG PARAPHERNALIA	0	1		1	3
MARKED LANES	0	2		0	4
MENACING	1	5		2	5
MENACING BY STALKING	0	1		0	0
NO OPS	0	1		4	9
OBSTRUCTING OFFICIAL BUSINESS	1	2		1	15
OFFENSES INVOLVING UNDERAGE PERSONS	2	5		1	6
OPEN CONTAINER LIQUOR	0	0		1	3
OVI	0	2		1	6
OVI BREATH	0	1		0	0
PANDERING OBSCENITY INVOLVING MINOR	0	0		0	2
PERSONAL CONDUCT	0	1		0	0
POSS. HARMFUL INTOXICANT	0	1		0	0
POSSESSING CRIMINAL TOOLS	0	0		1	2
POSSESSING DRUG ABUSE INSTRUMENTS	0	4		0	10
POSSESSION OF DRUGS	6	12		4	21
PROCURING	0	1		1	1
PROHIBITED ACTS	0	0		0	1
PROMOTE PROSTITUTION	0	0		0	2
PUBLIC INDECENCY	0	1		1	1
RECEIVING STOLEN PROPERTY	1	11		2	23
RECKLESS OPERATION	0	0		0	3
RESISTING ARREST	1	2		2	6
SALES TO & USE BY UNDERAGE PERSONS; SECURING PUBLIC ACCOMA.	0	0		0	1
SEXUAL IMPOSITION	0	1		1	1
SIGNAL LIGHTS	1	1		0	0
SOLICITING	0	0		0	6
SPEED	0	0		0	1
SPEEDING	0	0		0	1
STOP SIGNS	0	0		1	2
TAMPERING W/EVIDENCE	0	0		0	2
TAMPERING W/RECORDS	0	0		0	1
TELECOMMUNICATIONS HARASSMENT	0	2		0	1
TELEPHONE HARASSMENT	0	0		0	1
THEFT - ALL OTHER LARCENY	2	8		3	12
THEFT - FROM MOTOR VEHICLE	0	0		0	2
THEFT - PETTY (<\$1000)	2	3		1	6
THEFT - SHOPLIFTING	0	1		3	7
THEFT - WITHOUT CONSENT	0	0		0	1
TRAFFICKING IN DRUGS	0	1		1	5
UNAUTHORIZED USE OF MOTOR VEHICLE	0	2		0	0
UNLAWFUL RESTRAINT	0	1		3	3
USING WEAPONS WHILE INTOXICATED	0	1		0	3
VEHICULAR VANDALISM	0	0		0	1
VIOLATE PROTECTION ORDER OR CONSENT AGREEMENT	1	7		1	10
WARRANT ARREST FOREIGN AGENCY	22	102		17	137
WARRANT ARREST FTA/FTC	16	68		20	56
<b>TOTAL CHARGES</b>	<b>134</b>	<b>514</b>		<b>147</b>	<b>710</b>

### JUVENILE ARREST SUMMARY

ACTUAL NUMBER OF JUVENILES ARRESTED	OCT-DEC 2022	2022 YTD		OCT-DEC 2021	2021 YTD
<b>TOTAL</b>	<b>30</b>	<b>84</b>		<b>20</b>	<b>96</b>

BREAKDOWN OF CHARGES	OCT-DEC 2022	2022 YTD		OCT-DEC 2021	2021 YTD
AGGRAVATED MENACING	0	1		1	1
ASSAULT	5	17		0	7
BREAKING AND ENTERING	2	2		0	3
BURGLARY	0	4		0	0
COMPLICITY	0	0		0	2
CRIMINAL DAMAGING/ENDANGERING	2	3		0	2
CRIMINAL MISCHIEF	2	2		3	9
CRIMINAL TRESPASS	4	4		2	5
CURFEW	0	0		0	3
CURFEW (13-17)	0	2		0	10
DISORDERLY CONDUCT	2	5		0	6
DISSEMINATE MATTER HARMFUL TO JUVENILES-SELL DELIVER FURNISH	0	1		0	1
DOMESTIC VIOLENCE - SIMPLE ASSAULT	1	6		0	2
DOMESTIC VIOLENCE - MENACING OR INTIMIDATION	2	2		0	1
DRUG ABUSE - MARIJUANA	2	5		2	4
DRUG ABUSE - MARIJUANA LESS THAN 100G	0	1		0	0
DRUG ABUSE - SCHEDULE I OR II SUBSTANCE	0	2		1	1
DRUG PARAPHERNALIA	1	1		3	6
FAILURE TO COMPLY WITH ORDER OR SIGNAL OF P.O.	0	1		1	1
FALSIFICATION	0	2		0	1
FELONIOUS ASSAULT	0	1		0	0
ILLEGAL CONVEYANCE OF WEAPONS	1	1		0	0
ILLEGAL POSSESSION OF INTOXICATING BEER OR LIQUOR	0	0		0	1
IMPROPERLY HANDLING FIREARMS IN A MOTOR VEHICLE	0	1		0	0
INDUCING PANIC	2	2		0	0
INTERFERENCE W/CUSTODY	0	0		0	1
JUVENILE CIGARETTE OR OTHER TABACCO PRODUCTS VIOLATIONS	0	1		0	1
MARIJUANA DRUG PARAPHERNALIA	0	3		4	4
MENACING	1	1		0	1
MOTOR VEHICLE THEFT	0	2		0	0
OBSTRUCTING OFFICIAL BUSINESS	0	1		0	3
OFFENSES INVOLVING UNDERAGE PERSONS	2	15		5	14
PANDERING OBSCENITY INVOLVING MINOR	0	0		0	3
PARKS HOURS OF OPERATIONS	0	1		0	0
POSSESSION OF DRUGS	1	3		2	3
PUBLIC INDECENCY	0	0		0	2
RAPE	0	0		0	1
RECEIVING STOLEN PROPERTY	2	5		0	8
RESISTING ARREST	0	0		0	1
SALES TO AND USE BY UNDERAGE PERSONS	0	0		0	2
THEFT - ALL OTHER LARCENY	0	2		0	1
THEFT - FROM BUILDING	2	4		0	0
THEFT - FROM MOTOR VEHICLE	1	1		0	1
TOBACCO	0	0		1	6
TRAFFICKING IN DRUGS	0	1		0	0
VANDALISM	0	2		0	0
WARRANT ARREST FTA/FTC	0	1		0	0
<b>TOTAL</b>	<b>35</b>	<b>109</b>		<b>25</b>	<b>118</b>

### ACCIDENTS

TYPE OF ACCIDENT	OCT-DEC 2022	2022 YTD		OCT-DEC 2021	2021 YTD
FATAL	0	2		1	1
PROPERTY DAMAGE	84	330		118	371
HIT SKIP	26	93		16	85
INJURY ACCIDENT	60	184		41	167
INJURY HIT SKIP	2	18		4	15
<b>TOTALS</b>	<b>172</b>	<b>627</b>		<b>180</b>	<b>639</b>



## ACCIDENT ANALYSIS

### October - December 2022

October 1, 2022 through December 31, 2022 there were 172 reported traffic accidents, resulting in an average 1.87 accidents/day. Compared to 2021, accidents decreased 4.4% (2022 = 172; 2021 = 180).

Personal injury accidents (62) accounted for 36.0% of the total. Property damage accidents accounted for the majority of our activity with 110 reports being filed (64.0%).

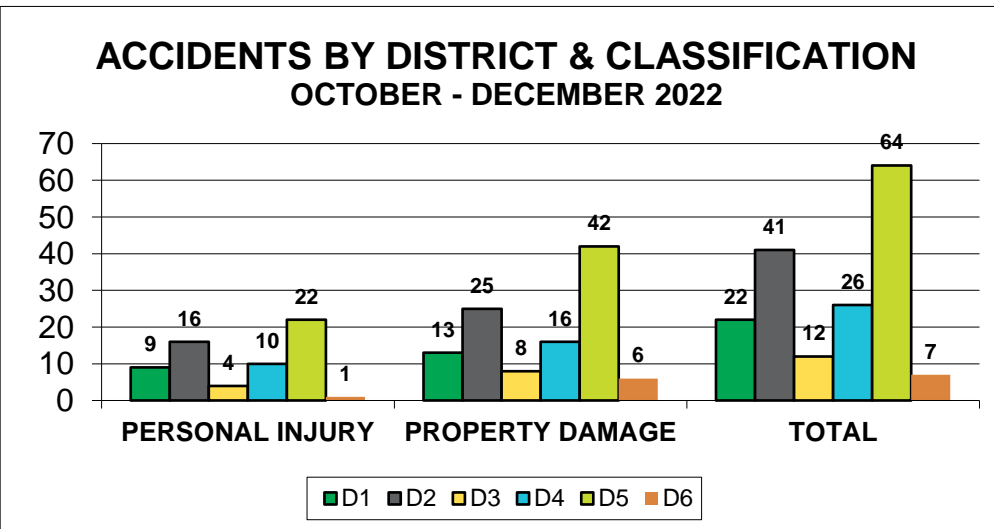
District 5 experienced the majority of accidents (64 or 37.2%) followed by District 2 with 41 accidents (23.8%). There were 22 collisions in District 1 (12.8%); 12 collisions in District 3 (7.0%); 26 collisions in District 4 (15.1%); and 7 collisions in District 6 (4.1%). The busiest day of the week for accident activity for the reporting period was Wednesday with 35 accidents (20.3%) reported. The second busiest day was Tuesday with 34 accidents (19.8%) reported. Accident activity for the remaining days of the week were as follows: Sunday = 14 (8.1%); Monday = 29 (16.9%); Thursday = 15 (8.7%); Friday = 24 (14.0%); and Saturday = 21 (12.2%).

The most frequent contributing factor was Following Too Closely which accounted for 46 or 26.7% of the accidents. The next most recurrent contributing factor was Drove Off Roadway accounting for 31 or 18.0% of the accidents for the reporting period. The busiest time of day for accident activity was 4PM-5PM with 18 (10.5%) accidents.

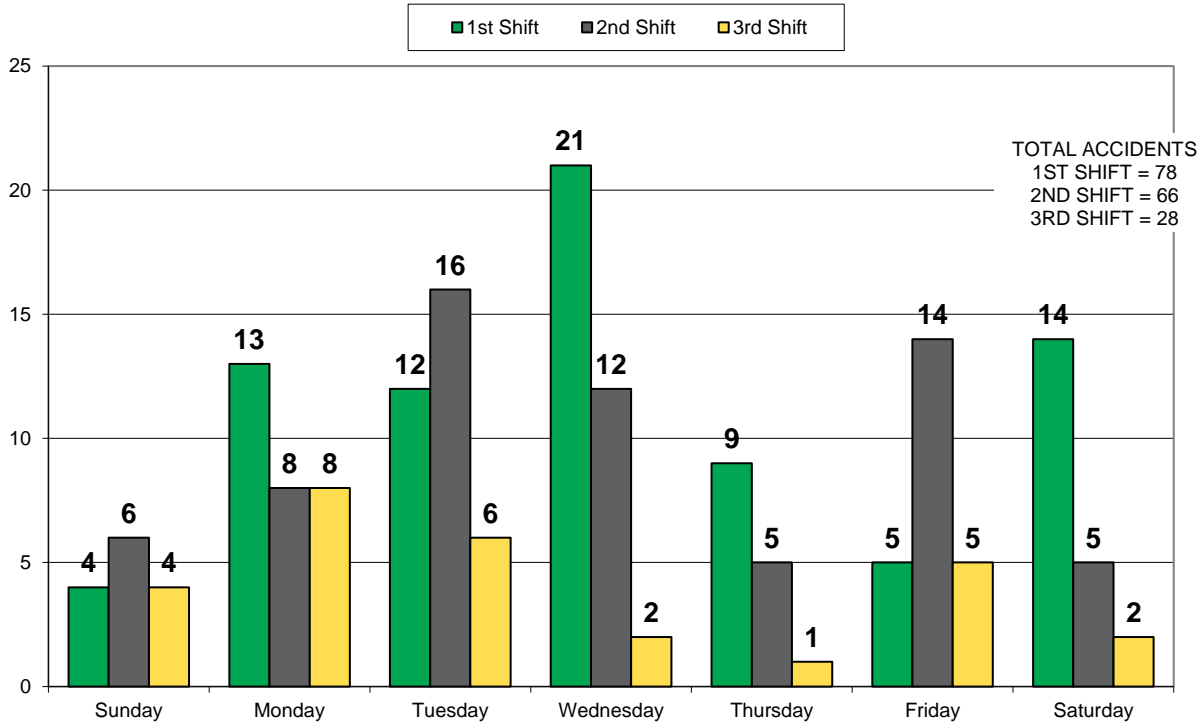
Eight (8) crashes were identified as having been alcohol related (4.7%). One hundred forty-one (141) citations were issued to at fault drivers as a result of their accidents 82.0%

### ACCIDENTS BY DISTRICT & CLASSIFICATION

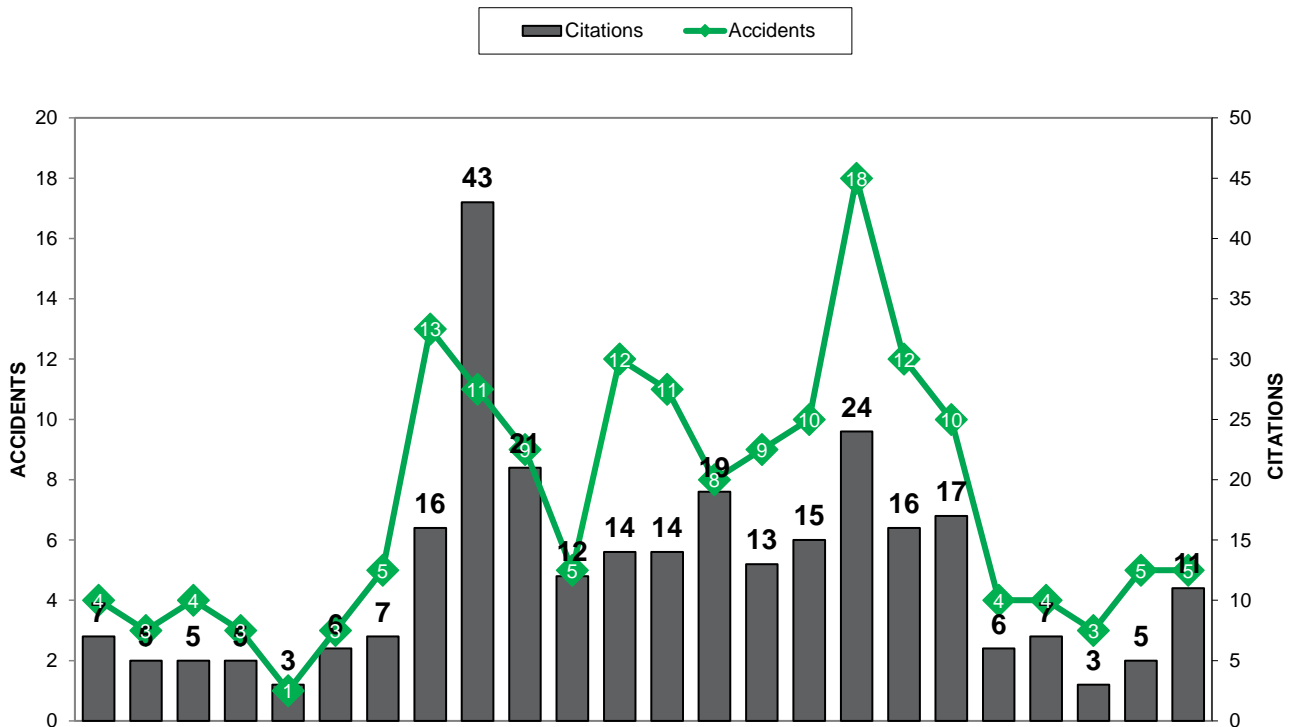
DISTRICT	PERSONAL INJURY	PROPERTY DAMAGE	TOTAL
D1	9	13	22
D2	16	25	41
D3	4	8	12
D4	10	16	26
D5	22	42	64
D6	1	6	7
TOTAL	62	110	172



### ACCIDENTS BY DAY OF WEEK & SHIFT OCTOBER 1 - DECEMBER 31, 2022



### ACCIDENTS & CITATIONS BY HOUR OCTOBER 1 - DECEMBER 31, 2022



## ACCIDENT ANALYSIS

### January - December 2022

January 1, 2022 through December 31, 2022 there were 627 reported traffic accidents, resulting in an average 1.72 accidents/day. Compared to 2021, accidents decreased 1.9% (2022 = 627; 2021 = 639).

Personal injury accidents (204) accounted for 32.5% of the total (2 fatal). Property damage accidents accounted for the majority of activity with 423 reports being filed (67.5%).

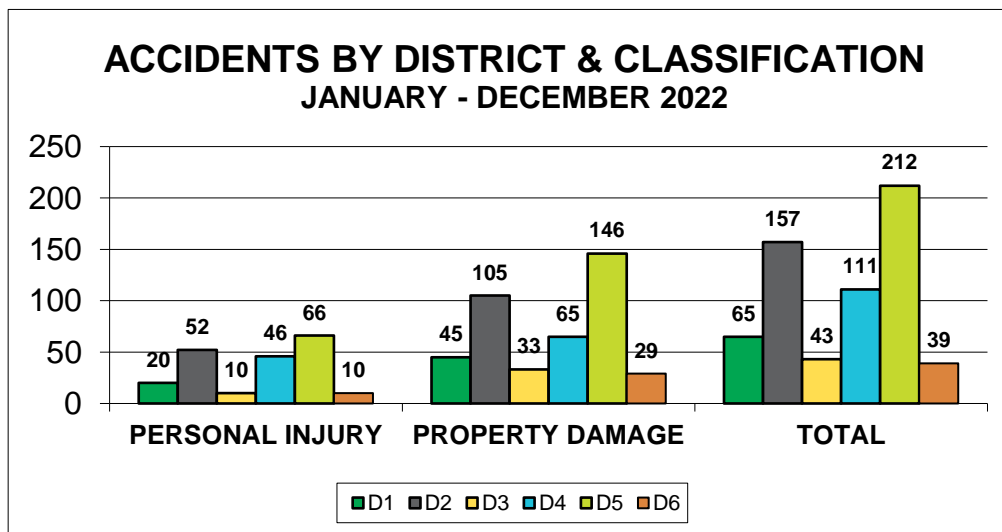
District 5 experienced the majority of accidents (212 or 33.8%) followed by District 2 with 157 accidents (25.0%). There were 65 collisions in District 1 (10.4%); 43 collisions in District 3 (6.9%); 111 collisions in District 4 (17.7%); and 39 collisions in District 6 (6.2%). The busiest day of the week for accident activity for the reporting period was Wednesday with 124 accidents (19.8%) reported. The second busiest day was Tuesday with 103 accidents (16.4%) reported. Accident activity for the remaining days of the week were as follows: Sunday = 50 (8.0%); Monday = 83 (13.2%); Thursday = 102 (16.3%); Friday = 97 (15.5%); and Saturday = 68 (10.8%).

The most frequent contributing factor was Following Too Closely which accounted for 165 or 26.3% of the accidents. The next most recurrent contributing factor was Failure To Yield accounting for 98 or 15.6% of the accidents for the reporting period. The busiest time of day for accident activity was between 5PM-6PM with 65 (10.4%) accidents.

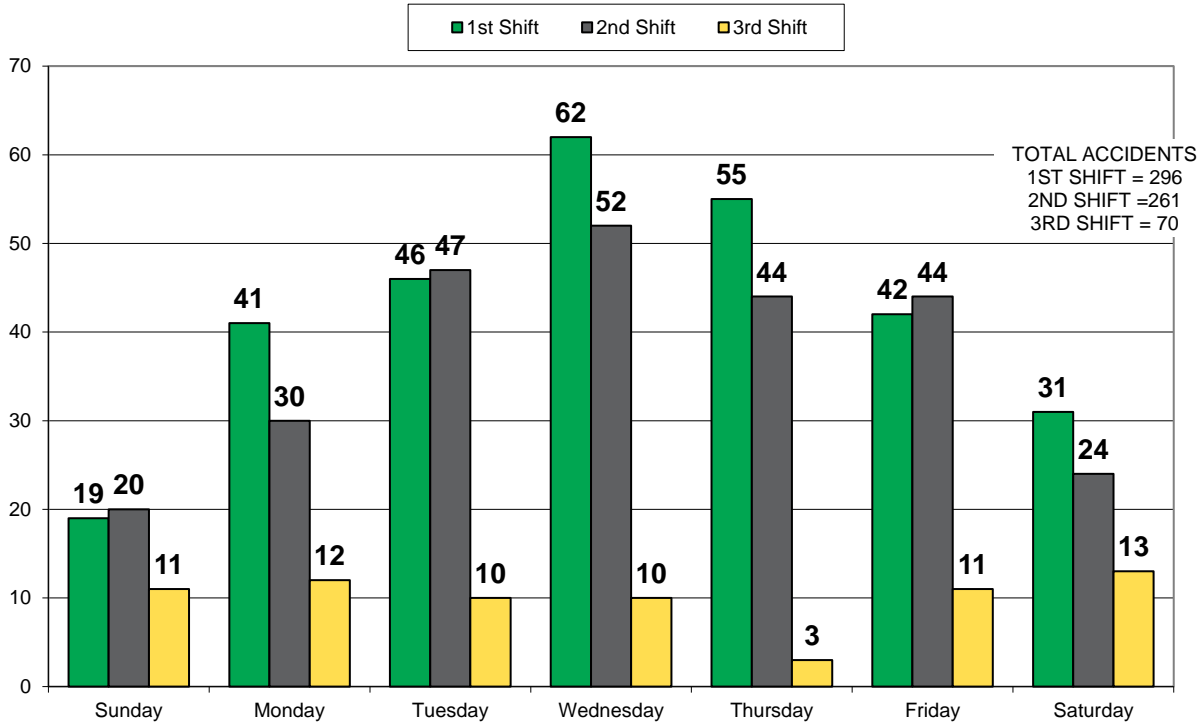
Nineteen (19) crashes were identified as having been alcohol related (3.0%). Four hundred ninety-one (491) citations were issued to at fault drivers as a result of their accidents 78.3%

### ACCIDENTS BY DISTRICT & CLASSIFICATION

DISTRICT	PERSONAL INJURY	PROPERTY DAMAGE	TOTAL
D1	20	45	65
D2	52	105	157
D3	10	33	43
D4	46	65	111
D5	66	146	212
D6	10	29	39
<b>TOTAL</b>	<b>204</b>	<b>423</b>	<b>627</b>



### ACCIDENTS BY DAY OF WEEK & SHIFT JANUARY 1 - DECEMBER 31, 2022



### ACCIDENTS & CITATIONS BY HOUR JANUARY 1 - DECEMBER 31, 2022

