



Dublin Police Department

Quarterly Report

October - December 2023



Agency Quarterly Activity

October -December, 2023

Focus & Results

Goal #1: Enhance our readiness and demonstrate our ability to effectively respond to and successfully resolve critical incidents and/or major crimes

- Total Part I violent crimes decreased from 2022 YTD (2023=33; 2022=34)
- Increase in reported crimes YTD from 2022 (2023=1,496; 2022=1,349)
- Successfully responded to changing crime trends identified in the city

Goal #2: Reduce theft offenses throughout the city

- Increase in theft offenses from 2022 YTD (2023=478; 2022=470)
- Decrease in thefts from vehicles from 2022 YTD (2023=210; 2022=248)
- Increase in thefts of motor vehicles from 2022 YTD (2023=109; 2022=73)
- Increase in burglaries and B&Es from 2022 YTD (2023=50; 2022=37)

Goal #3: Improve overall traffic safety in the city

- Increase in traffic crashes from 2022 YTD (2023=696; 2022=625)
- No change in serious injury traffic crashes from 2022 YTD (2023=15; 2022=15)
- Increase in OVI related traffic crashes from 2022 YTD (2023=21; 2022=19)
- Increase in OVI related arrests 2022 YTD (2023=184; 2022=94)
- Increase in traffic stops from 2022 YTD (2023=7,475; 2022=4,697)
- Increase in speeding citations from 2022 YTD (2023=1,558; 2022=451)

Goal #4: Enhance and demonstrate our ability to effectively address issues of significant community concern

The department continues to target areas that have seen an increase in theft from vehicle activity, complaints related to parking garages in the Historic Dublin and Bridge Park areas, and continue enforcement efforts throughout the city with traffic and/or speeding concerns.

Personnel Highlights & Staffing

The following staffing changes occurred during the fourth quarter of 2023:

Promotions:

- 1 Communications Systems Specialist
- 1 Records Supervisor

Selection Processes:

- 1 CIU Lieutenant
- 1 CIU Sergeant

New Hires

- 4 Police Officers
- 4 Communications Technician

Resignations:

- 1 Police Officer

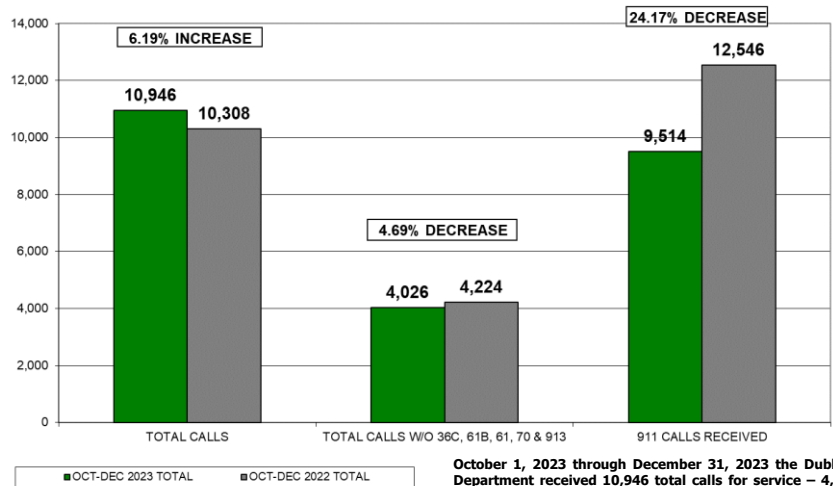
2023 Internal Investigations & Complaints:

- 2 Internal Affairs Investigations
- 0 Formal Complaints
- 4 Informal Complaints

Staffing Levels

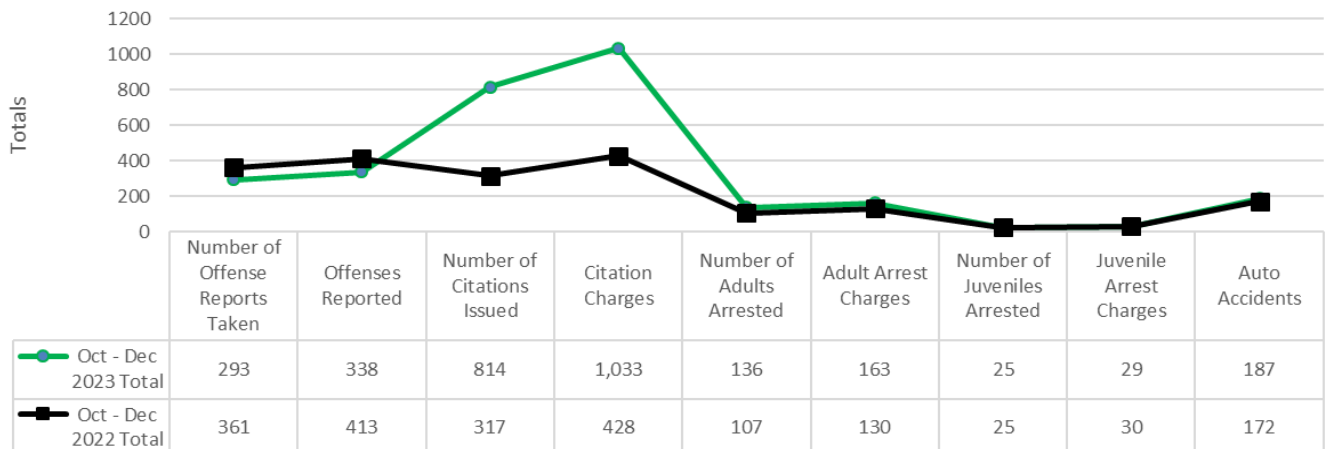
	Authorized	Actual
Chief of Police	1	1
Deputy Chief	2	2
Civilian Bureau Commander	1	0
Police Lieutenant	6	6
Police Sergeant	9	9
Police Officer	56	55
Law Enforcement Planner	1	1
Public Safety Intelligence Analyst	1	1
Civilian Accreditation Manager	1	1
Administrative Support III	1	1
Records Supervisor	1	1
Records Technician II	3	3
Records Technician I	1	1
Police Property Technician	1	1
Operations Manager	1	0
Communications Manager	3	2
Communications Supervisor	6	5
CAD Manager	1	1
Communications System Specialist	1	1
Communications Technician	29	28
Totals	126	120

CALLS FOR SERVICE OCTOBER 1, 2023 - DECEMBER 31, 2023



October 1, 2023 through December 31, 2023 the Dublin Police Department received 10,946 total calls for service – 4,026 calls were citizen initiated. The average response time (citizen initiated calls) was 7 minutes with an average time of 57 minutes to handle the call.

October - December 2023 Other Reported Activity

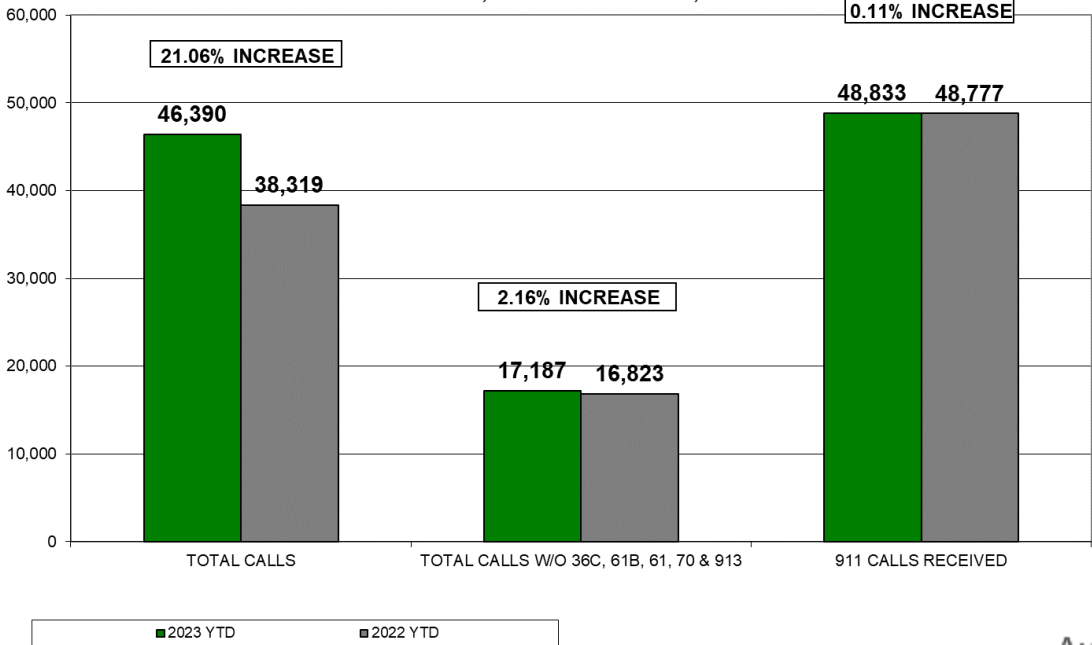


Agency Annual Activity Review

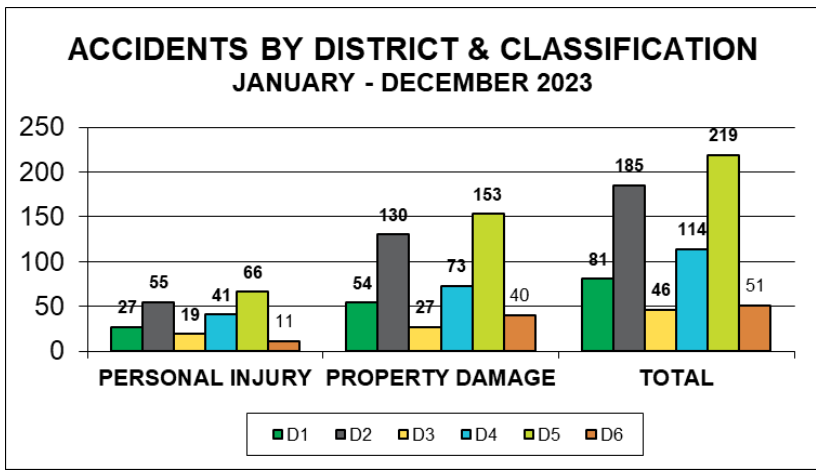
January - December 2023

CALLS FOR SERVICE

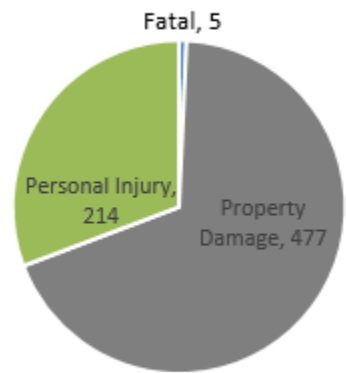
JANUARY 1, 2023 - DECEMBER 31, 2023



January 1, 2023 through December 31, 2023 the Dublin Police Department received 46,390 total calls for service – 17,187 calls were citizen initiated. The average response time was 7 minutes with an average time of 55 minutes to handle the call.

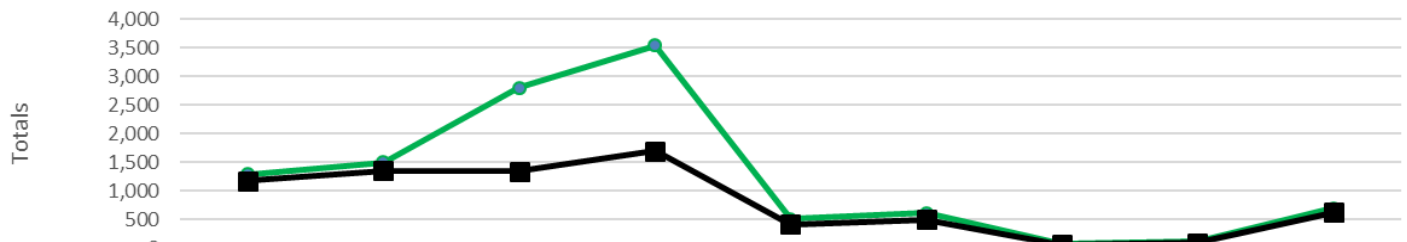


Auto Accidents



■ Fatal ■ Property Damage ■ Personal Injury

October - December 2023 Other Reported Activity



	Number of Offense Reports Taken	Offenses Reported	Number of Citations Issued	Citation Charges	Number of Adults Arrested	Adult Arrest Charges	Number of Juveniles Arrested	Juvenile Arrest Charges	Auto Accidents
Jan - Dec 2023 Total	1,294	1,496	2,804	3,537	512	609	77	112	696
Jan - Dec 2022 Total	1,177	1,349	1,345	1,699	416	499	66	90	626

Annual Review of Internal Investigations and Complaints

The internal affairs function will record, register, and control the investigation of complaints against personnel; will supervise and control the investigation of alleged or suspected misconduct within the agency; and will maintain the confidentiality of the internal affairs investigation and records. Types of Complaints include, Internal Affairs - the investigation of alleged or suspected misconduct within the Agency; Formal Complaint - a known complainant wishes to pursue a formal complaint; and Informal Complaint - a known complainant refuses to formally pursue an allegation or complaint.

All complaints shall have a disposition of one of the following:

- Improper Conduct: the allegation is true and the actions of the department or the member or employee were inconsistent with policy and the complainant suffered harm.
- Insufficient Evidence: there is insufficient evidence to confirm or refute the allegation.
- Policy Failure - Officer Exonerated: the allegation is true and although the actions of the member or employee were not inconsistent with policy, the complainant suffered harm. The officer acted in good faith and within existing department guidelines, rules and regulations.
- Proper Conduct - Officer Exonerated: the allegation is true, but the action of the department or the member or employee was consistent with policy and the complainant suffered no harm.
- Unfounded Complaint - Officer Exonerated: the allegation is demonstrably false.
- Unfounded - No Further Investigation Possible: no investigation was conducted due to lack of information, contractual obligations or other events.

Internal Affairs Investigations

In 2023, there were two (2) internal affairs investigations. The circumstances of the two investigations were as follows:

- 1) Violation of Policy and Procedure 101.01 (Oath of Office, Code of Ethics, Mission, and Core Values), 107.06 (Code of Conduct), and 507.01 Property Control and Security
- 2) Violation of Core Values/Code of Conduct Policy 107.06

Thorough investigations were conducted with the following results:

- 1) Violation of Policy and Procedure: 101.01 - Insufficient Evidence; 107.06 - Insufficient Evidence; and 507.01 - Improper Conduct – Oral Reprimand
- 2) Improper Conduct – Counseling and Oral Reprimand

Analysis and Conclusions:

Compared to 2022, there were two (2) internal affairs investigations conducted by our agency with no identifiable pattern of employee or circumstance. In 2023, there was no identifiable pattern of employee. Any findings of improper conduct, as a result of the policy and procedure violations, resulted in oral reprimand and in one instance additional counseling.

Complaints

In 2023, there were zero (0) formal complaints and four (4) informal complaints filed against employees. The circumstances surrounding the informal complaints were as follows:

- 1) Demeanor
- 2) Demeanor
- 3) Cruiser Operation
- 4) Demeanor

Thorough investigations were conducted with the following results:

- 1) Proper Conduct – Officer Exonerated
- 2) Insufficient Evidence (although not related to the initial complaint, the officer received counseling on body camera usage)

Internal Affairs Investigations by Employee Status:

January – December 2023

Sworn: 1 Civilian: 1

Complaints by Employee Status:

Formal Complaints

January – December 2023

Sworn: 0 Civilian: 0

Informal Complaints

January – December 2023

Sworn: 3 Civilian: 1

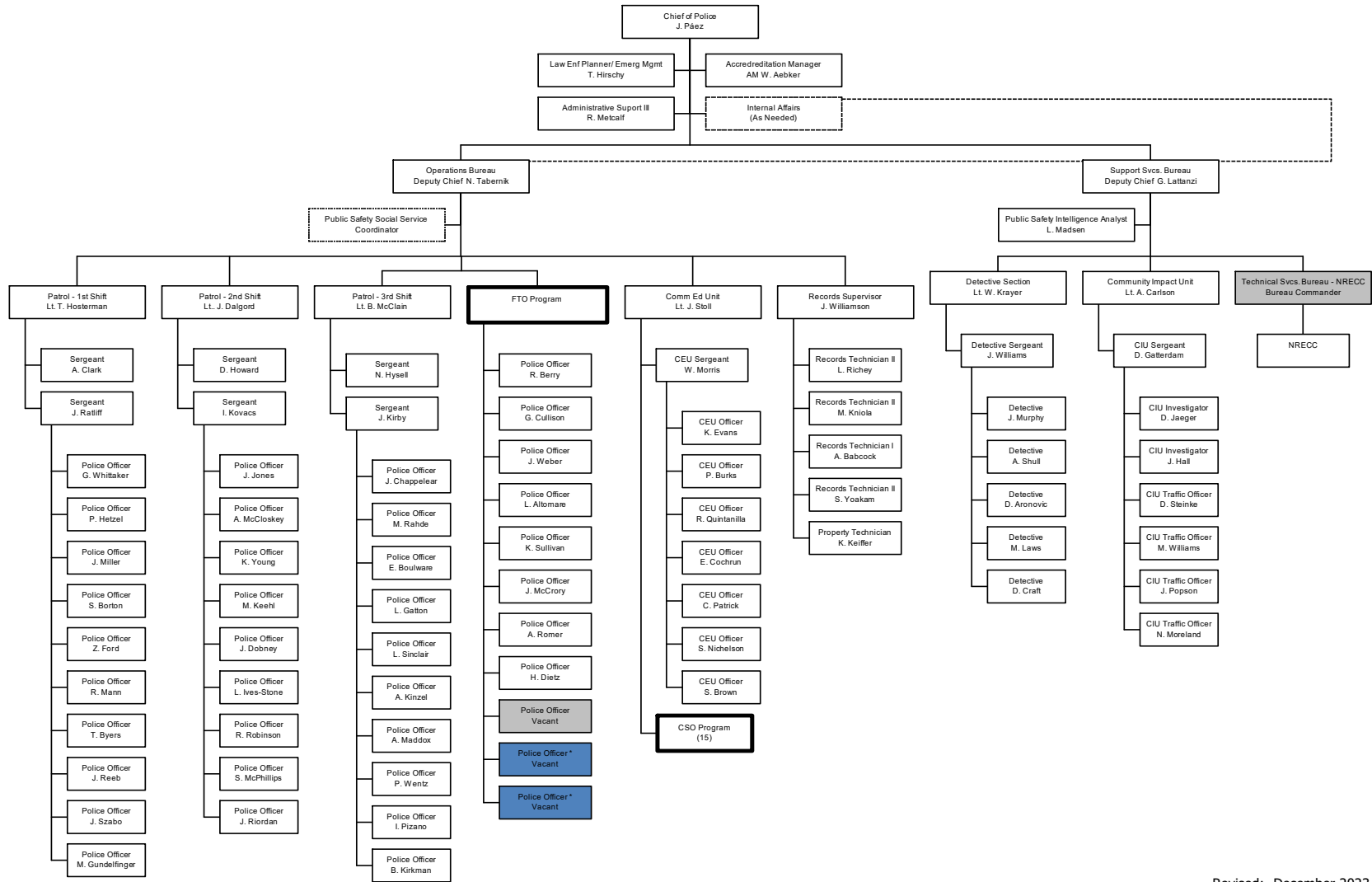
- 3) Insufficient Evidence
- 4) Improper Conduct – Counseling

In 2023, Demeanor was indicated in three of the four informal complaints and one employee was named in two instances but with different nature of complaints (demeanor and cruiser operation) both resulting in findings of insufficient evidence. It should be noted that this same employee was the subject of internal affairs investigation #1 listed above.

Analysis and Conclusions:

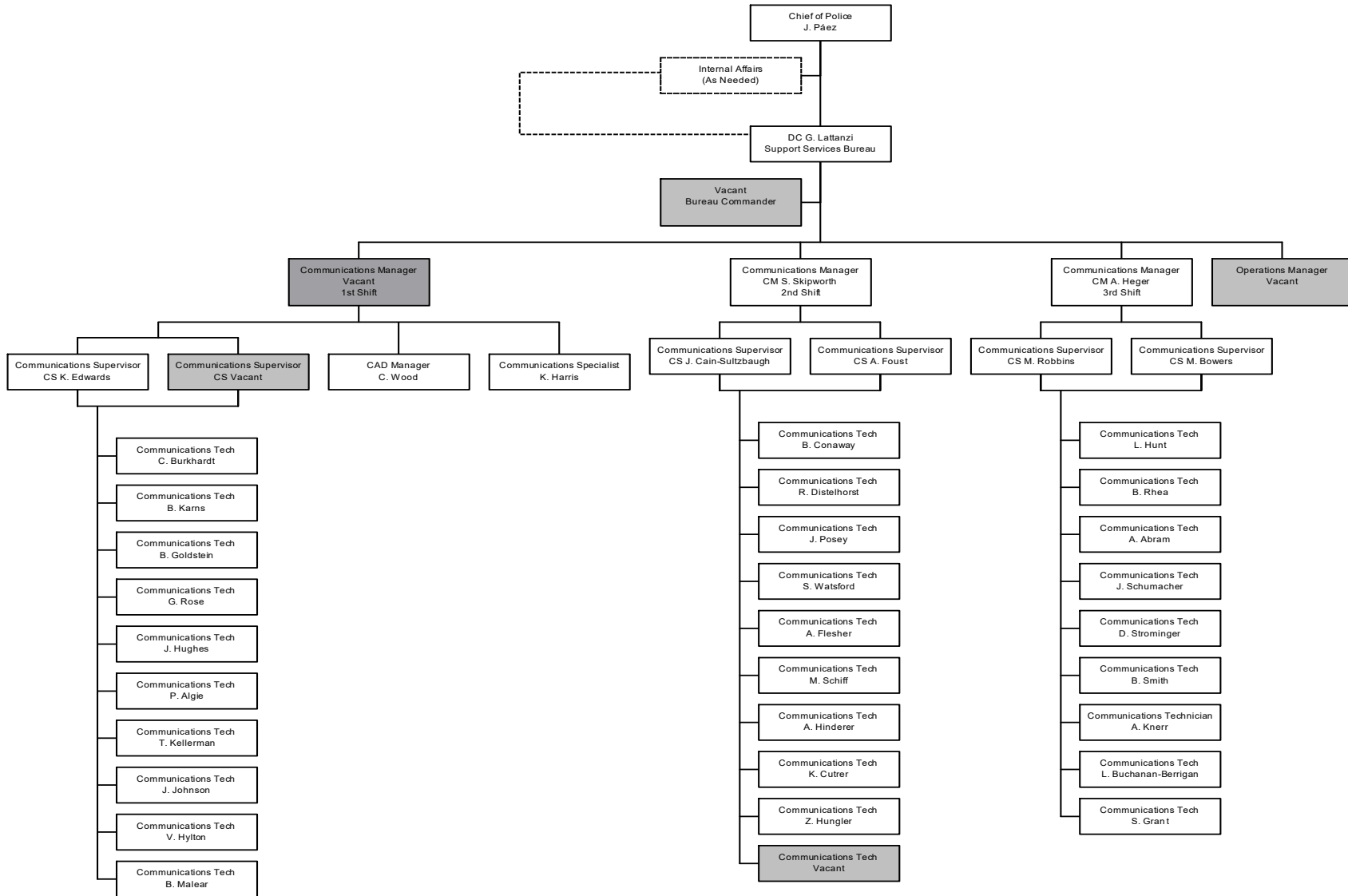
Compared to 2022, there was one (1) informal complaint filed against personnel of the police department for Demeanor with a result of Improper Conduct - Counseling. Additionally, a review of the informal complaints did not indicate a pattern of employee but a similar nature of complaint being Demeanor.

City of Dublin - Police Department - Organizational Chart - Standard 11.1.1



* Two additional police officer positions temporarily authorized to allow for future anticipated retirements.

City of Dublin - NRECC - Organizational Chart - Standard 11.1.1



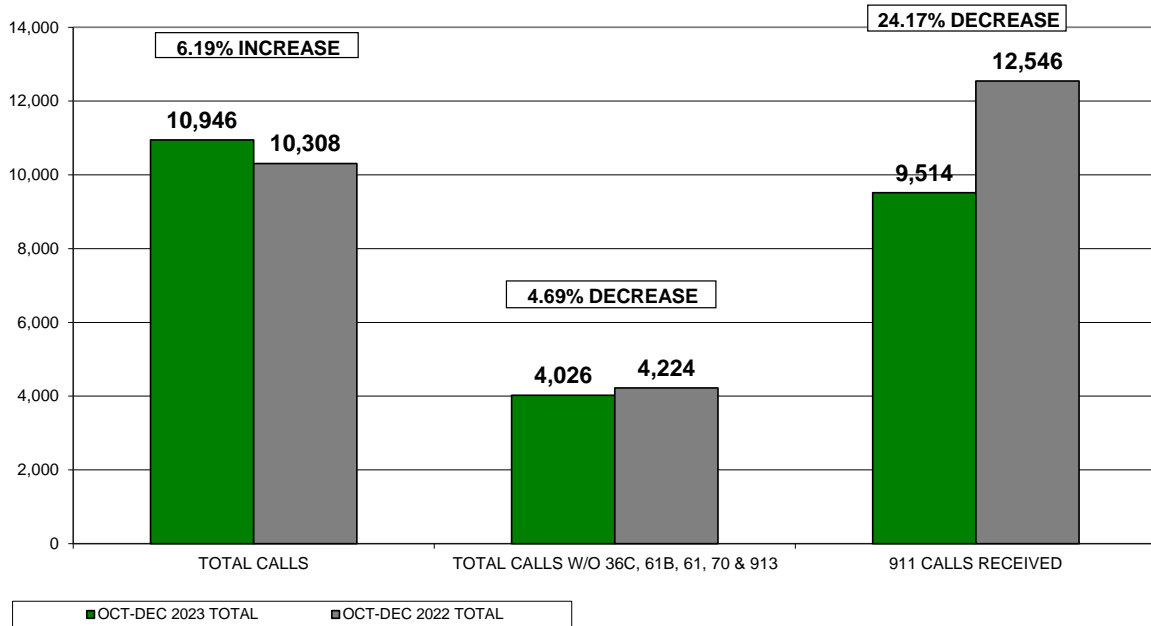
**CALLS FOR SERVICE SUMMARY
OCTOBER - DECEMBER, 2023**

CODE# & DESCRIPTION	DISTRICTS						DISTRICT 0	OCT-DEC 2023 TOTAL	2023 YTD	VS.	OCT-DEC 2022 TOTAL	2022 YTD
	001	002	003	004	005	006	MUTUAL AID OUTSIDE CITY					
10-ASSIST OTHER AGENCY	8	10	5	11	6	0	56	96	389		80	406
100-BOMB THREAT	0	0	0	1	0	0	0	1	1		1	2
100D-BOMB DEVICE	0	0	0	0	0	0	0	0	0		1	1
102-NARCOTICS	4	1	1	6	0	2	0	14	72		20	71
12-BURGLARY	3	3	4	3	1	0	0	14	54		9	41
12AL BURGLAR ALARM	89	65	49	64	70	25	0	362	1,723		490	1,961
12B-OPEN DOOR OR WINDOW	2	2	5	4	3	0	0	16	74		21	75
13-MISCELLANEOUS CALL	34	38	36	230	50	19	43	450	1,853		383	1,558
13B-BANK ESCORT	0	0	0	0	0	0	0	0	4		0	3
13C-COMMUNITY SERVICE EVENT	1	0	1	5	0	0	0	7	33		0	5
13T-PRISONER TRANSPORT	0	0	0	8	0	0	1	9	32		9	37
14-FRAUD BAD CHECK	13	16	16	22	14	1	0	82	348		85	389
15-WARRANT SERVICE	3	2	0	24	1	0	3	33	143		42	165
16-DECEASED PERSON	1	3	1	2	1	0	0	8	33		12	41
16A-DECEASED ANIMAL	0	5	0	1	1	0	0	7	28		12	52
18-ANIMAL BITE	0	0	0	1	0	0	0	1	4		2	10
18A-ANIMAL COMPLAINT	3	8	21	16	6	1	0	55	271		64	316
18B-BARKING DOG	0	0	5	0	1	1	0	7	27		3	16
2-ACCIDENT NON INJURY	25	93	20	35	96	12	6	287	1,048		253	968
20-DOMESTIC	2	1	4	4	8	0	1	20	69		35	106
24-INTOXICATED PERSON	2	4	0	2	1	7	0	16	70		24	86
24A -OMVI	6	25	4	9	14	5	27	90	314		54	218
26-FIGHT	2	2	0	0	0	1	0	5	21		1	10
28-FIRE RUN	4	1	1	5	2	5	1	19	71		27	90
29-EMS RUN	9	14	7	17	12	7	1	67	291		83	307
2A-HIT SKIP NON INJURY	11	16	3	9	16	8	2	65	250		71	250
2P-ACCIDENT PRIVATE PROPERTY	4	10	3	21	0	4	0	42	179		44	211
30-VICE COMPLAINT	0	0	0	0	0	0	0	0	3		2	4
32-HOMICIDE	0	0	0	0	0	0	0	0	1		0	0
34-JUVENILE COMPLAINT	1	6	8	19	4	21	1	60	285		59	326
36-THEFT	14	68	8	28	14	5	0	137	683		199	647
36B-FOUND PROPERTY	6	3	2	36	6	5	1	59	265		65	274
36C-COURTESY CARD	26	22	0	12	6	24	0	90	405		183	820
38-MISSING PERSON	2	0	7	9	2	0	0	20	72		10	52
38A-MISSING PERSON RETURNED	0	0	0	0	0	0	1	1	5		4	14
4-ACCIDENT INJURIES	11	9	6	11	17	4	0	58	231		64	196
40-PERSON WITH A GUN	2	1	0	0	0	0	0	3	21		9	24
40A-PERSON WITH A KNIFE	1	0	0	0	0	0	0	1	3		0	2
42-UNKNOWN CIRCUMSTANCES	1	1	1	2	3	15	0	23	84		22	85
42-UNKNOWN EMERGENCY	0	0	2	3	0	0	0	5	25		3	15
42A-911 HANG UP CALL	10	11	1	11	9	7	10	59	285		54	225
44-OFFICER IN TROUBLE	0	0	0	0	0	0	1	1	2		4	5
46-PROWLER	0	1	1	0	0	0	0	2	4		0	2
48-RAPE	0	0	0	1	0	0	0	1	11		1	9
48B-SEX OFFENSE	0	4	2	2	1	0	0	9	41		5	24
4A-HIT SKIP INJURY	0	2	0	0	2	1	0	5	8		1	10
4F-ACCIDENT FATAL	1	0	1	0	0	0	0	2	5		0	2
4P-ACCIDENT PRIV PROP INJURY	0	0	0	2	0	0	0	2	4		2	9
50-ROBBERY	0	1	0	0	0	0	0	1	12		2	10
50ALB-ROBBERY ALARM BUSINESS	3	1	0	5	1	3	0	13	84		26	98
50ALR-ROBBERY ALARM RESIDENCE	1	1	6	1	5	0	0	14	75		18	77
52-SHOOTING	0	0	0	0	0	0	0	0	1		1	3
52A-SHOTS FIRED	2	0	0	3	1	0	0	6	27		11	36
54-STABBING	0	0	0	0	0	0	0	0	0		0	1
56-STOLEN VEHICLE	5	16	2	5	1	0	0	29	111		32	85
56B-RECOVERED STOLEN VEHICLE	2	4	1	11	2	0	3	23	74		39	79
58-SUICIDE	0	0	1	0	0	0	0	1	5		1	3
58A-SUICIDE ATTEMPT	4	2	5	12	5	1	0	29	94		31	101
60-SUSPICIOUS PERSON	58	64	37	68	43	44	3	317	1,332		323	1,211
60A-SUSPICIOUS VEHICLE	16	34	5	20	8	15	2	100	414		137	396
61-HOUSE CHECK	29	64	92	75	38	0	0	298	1,129		157	608
61A-EXTRA PATROL	18	12	16	20	15	2	1	84	299		100	325
61B-TARGET PATROL	858	1,019	129	522	321	383	22	3,254	14,346		2,545	7,112
62-TRAFFIC DETAIL	0	3	0	1	0	2	1	7	43		5	30
64-VANDALISM	5	6	2	12	8	5	0	38	213		71	221
70-TRAFFIC VIOLATOR	395	348	236	335	182	319	133	1,948	7,475		999	4,697
72-SPEEDER OR RECKLESS DRIVER	12	59	11	28	91	27	31	259	1,093		201	959
74-DISABLED OR MOTORIST ASSIST	18	21	9	20	49	5	4	126	488		155	612
76-VEHICLE BLOCKING	9	24	10	23	21	15	4	106	449		128	477

**CALLS FOR SERVICE SUMMARY
OCTOBER - DECEMBER, 2023**

CODE# & DESCRIPTION	DISTRICTS						DISTRICT 0 MUTUAL AID OUTSIDE CITY	OCT-DEC 2023 TOTAL	2023 YTD	VS.	OCT-DEC 2022 TOTAL	2022 YTD
	001	002	003	004	005	006						
76A-PARKING VIOLATOR	6	10	8	19	14	14	0	71	346		75	324
78-VEHICLE LOCKOUT	19	13	8	23	12	9	0	84	333		92	343
8-ASSAULT	1	7	0	5	3	1	0	17	79		18	71
80-ROADWAY OBSTRUCTION	15	18	9	6	24	2	0	74	316		58	364
8A-MENACING THREATS	1	3	5	2	2	1	0	14	86		12	64
8B-TELEPHONE HARASSMENT	2	1	1	3	2	0	0	9	52		18	87
90-DISTURBANCE 2 UNITS	39	35	22	53	26	19	1	195	857		161	726
90A-DISTURBANCE 1 UNIT	11	26	29	39	25	9	1	140	641		139	598
913-FOOT PATROL	218	260	41	387	142	196	86	1,330	5,848		2,200	8,259
96-BEHAVIORAL HEALTH	6	3	7	22	9	1	0	48	223		40	202
TOTAL CALLS	2,054	2,502	917	2,356	1,417	1,253	447	10,946	46,390		10,308	38,319
TOTAL CALLS W/O 36C, 61B, 61, 70 & 913	528	789	419	1,025	728	331	206	4,026	17,187		4,224	16,823
911 CALLS RECEIVED								9,514	48,833		12,546	48,777

**CALLS FOR SERVICE
OCTOBER 1, 2023 - DECEMBER 31, 2023**



The average response time of citizen initiated calls was 7 minutes with an average time of 57 minutes to handle the call.

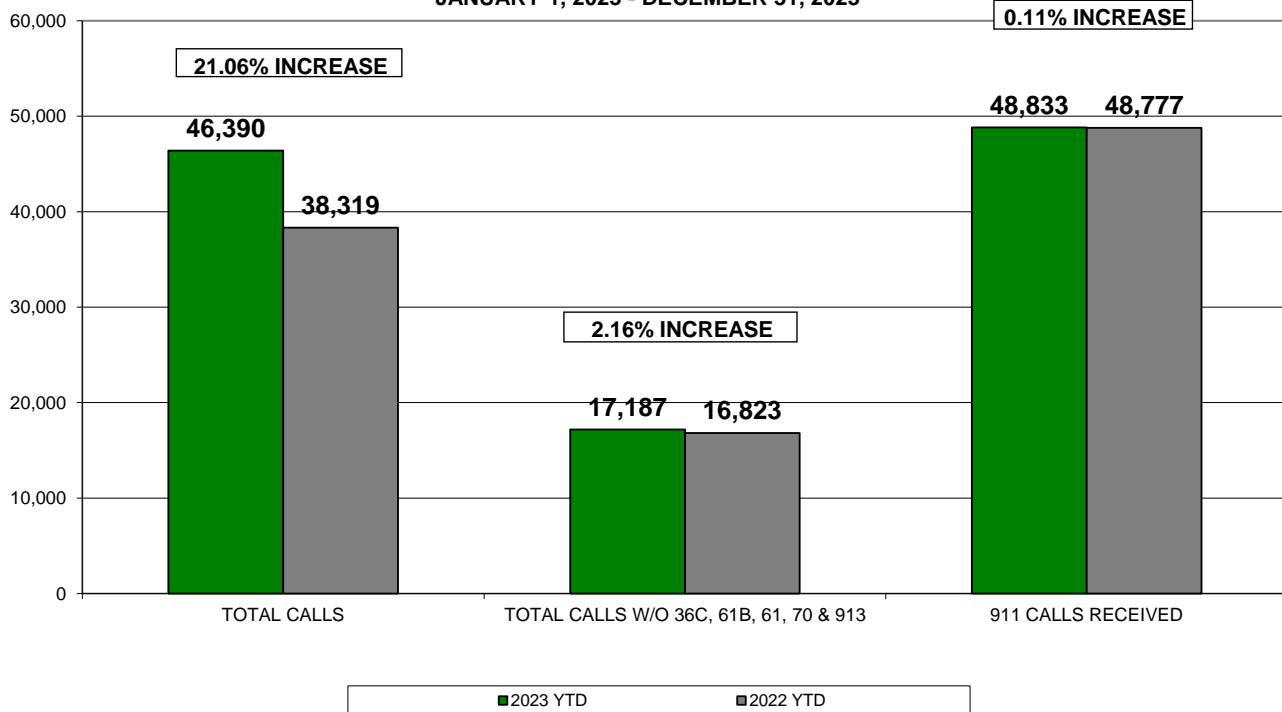
CALLS FOR SERVICE SUMMARY
JANUARY - DECEMBER, 2023

CODE# & DESCRIPTION	DISTRICTS						DISTRICT 0 MUTUAL AID OUTSIDE CITY	2023 YTD	VS.	2022 YTD
	001	002	003	004	005	006				
10-ASSIST OTHER AGENCY	23	27	15	58	37	4	225	389		406
100-BOMB THREAT	0	0	0	1	0	0	0	1		2
100D-BOMB DEVICE	0	0	0	0	0	0	0	0		1
102-NARCOTICS	24	8	2	24	5	8	1	72		71
12-BURGLARY	9	17	11	11	3	3	0	54		41
12AL BURGLAR ALARM	348	326	288	343	297	121	0	1,723		1,961
12B-OPEN DOOR OR WINDOW	6	12	12	24	16	4	0	74		75
13-MISCELLANEOUS CALL	162	182	164	901	205	77	162	1,853		1,558
13B-BANK ESCORT	0	1	0	3	0	0	0	4		3
13C-COMMUNITY SERVICE EVENT	2	1	3	11	0	0	16	33		5
13T-PRISONER TRANSPORT	0	0	0	24	0	0	8	32		37
14-FRAUD BAD CHECK	46	45	82	92	75	7	1	348		389
15-WARRANT SERVICE	10	6	3	92	5	1	26	143		165
16-DECEASED PERSON	5	10	6	7	5	0	0	33		41
16A-DECEASED ANIMAL	1	8	8	8	3	0	0	28		52
18-ANIMAL BITE	0	0	3	1	0	0	0	4		10
18A-ANIMAL COMPLAINT	30	48	69	79	30	15	0	271		316
18B-BARKING DOG	1	2	12	5	6	1	0	27		16
2-ACCIDENT NON INJURY	79	313	73	154	355	58	16	1,048		968
20-DOMESTIC	10	11	6	20	19	1	2	69		106
24-INTOXICATED PERSON	8	14	4	13	6	25	0	70		86
24A -OMVI	35	70	10	29	61	17	92	314		218
26-FIGHT	3	5	2	2	1	8	0	21		10
28-FIRE RUN	13	9	8	21	9	8	3	71		90
29-EMS RUN	40	55	31	83	47	30	5	291		307
2A-HIT SKIP NON INJURY	28	74	14	39	52	37	6	250		250
2P-ACCIDENT PRIVATE PROPERTY	21	49	9	73	8	19	0	179		211
30-VICE COMPLAINT	2	1	0	0	0	0	0	3		4
32-HOMICIDE	0	0	1	0	0	0	0	1		0
34-JUVENILE COMPLAINT	16	39	43	77	19	89	2	285		326
36-THEFT	141	241	46	163	78	14	0	683		647
36B-FOUND PROPERTY	24	25	24	134	20	33	5	265		274
36C-COURTESY CARD	74	69	10	72	34	146	0	405		820
38-MISSING PERSON	5	8	19	29	8	1	2	72		52
38A-MISSING PERSON RETURNED	0	1	1	1	0	0	2	5		14
4-ACCIDENT INJURIES	30	63	19	41	67	11	0	231		196
40-PERSON WITH A GUN	3	5	2	6	4	1	0	21		24
40A-PERSON WITH A KNIFE	1	0	0	2	0	0	0	3		2
42-UNKNOWN CIRCUMSTANCES	9	8	3	14	6	43	1	84		85
42-UNKNOWN EMERGENCY	8	2	3	7	4	1	0	25		15
42A-911 HANG UP CALL	46	54	8	50	33	51	43	285		225
44-OFFICER IN TROUBLE	0	0	0	0	0	0	2	2		5
46-PROWLER	0	1	1	1	1	0	0	4		2
48-RAPE	4	1	1	3	2	0	0	11		9
48B-SEX OFFENSE	5	12	7	14	3	0	0	41		24
4A-HIT SKIP INJURY	1	3	0	0	3	1	0	8		10
4F-ACCIDENT FATAL	1	0	1	1	1	0	1	5		2
4P-ACCIDENT PRIV PROP INJURY	0	0	0	4	0	0	0	4		9
50-ROBBERY	1	6	2	0	2	1	0	12		10
50ALB-ROBBERY ALARM BUSINESS	15	13	0	32	15	9	0	84		98
50ALR-ROBBERY ALARM RESIDENCE	3	13	27	10	21	1	0	75		77
52-SHOOTING	0	0	0	0	1	0	0	1		3
52A-SHOTS FIRED	3	3	4	9	6	1	1	27		36
54-STABBING	0	0	0	0	0	0	0	0		1
56-STOLEN VEHICLE	25	47	6	17	6	8	2	111		85
56B-RECOVERED STOLEN VEHICLE	12	11	2	30	4	1	14	74		79
58-SUICIDE	1	0	3	0	1	0	0	5		3
58A-SUICIDE ATTEMPT	10	16	15	34	13	4	2	94		101
60-SUSPICIOUS PERSON	224	295	150	299	144	208	12	1,332		1,211
60A-SUSPICIOUS VEHICLE	87	119	20	74	35	74	5	414		396
61-HOUSE CHECK	125	178	308	332	186	0	0	1,129		608
61A-EXTRA PATROL	48	50	62	84	40	13	2	299		325

CALLS FOR SERVICE SUMMARY
JANUARY - DECEMBER, 2023

CODE# & DESCRIPTION	DISTRICTS						DISTRICT 0 MUTUAL AID OUTSIDE CITY	2023 YTD	VS.	2022 YTD
	001	002	003	004	005	006				
61B-TARGET PATROL	3,482	4,062	476	2,022	1,357	2,830	117	14,346		7,112
62-TRAFFIC DETAIL	3	12	5	5	11	6	1	43		30
64-VANDALISM	43	31	28	52	22	36	1	213		221
70-TRAFFIC VIOLATOR	1,472	1,422	880	1,088	990	1,016	607	7,475		4,697
72-SPEEDER OR RECKLESS DRIVER	65	255	59	98	370	109	137	1,093		959
74-DISABLED OR MOTORIST ASSIST	65	88	25	58	212	22	18	488		612
76-VEHICLE BLOCKING	50	103	34	106	86	58	12	449		477
76A-PARKING VIOLATOR	35	36	63	102	47	62	1	346		324
78-VEHICLE LOCKOUT	75	59	24	80	63	31	1	333		343
8-ASSAULT	6	16	2	35	10	10	0	79		71
80-ROADWAY OBSTRUCTION	50	69	36	28	115	13	5	316		364
8A-MENACING THREATS	11	18	12	32	10	2	1	86		64
8B-TELEPHONE HARASSMENT	13	9	6	16	7	1	0	52		87
90-DISTURBANCE 2 UNITS	165	180	73	221	112	95	11	857		726
90A-DISTURBANCE 1 UNIT	65	114	101	197	98	62	4	641		598
913-FOOT PATROL	1,094	993	156	1,701	690	851	363	5,848		8,259
96-BEHAVIORAL HEALTH	29	28	32	100	29	4	1	223		202
TOTAL CALLS	8,551	10,072	3,635	9,599	6,231	6,363	1,939	46,390		38,319
TOTAL CALLS W/O 36C, 61B, 61, 70 & 913	2,304	3,348	1,805	4,384	2,974	1,520	852	17,187		16,823
911 CALLS RECEIVED								48,833		48,777

CALLS FOR SERVICE
JANUARY 1, 2023 - DECEMBER 31, 2023



The average response time of citizen initiated calls was 7 minutes with an average time of 55 minutes to handle the call.

OFFENSE REPORT SUMMARY

ACTUAL NUMBER OF OFFENSE REPORTS	OCT - DEC 2023	2023 YTD	VS	OCT - DEC 2022	2022 YTD
TOTAL	293	1,294		361	1,177

GROUP A	DEPARTMENT CLASSIFICATION	IBR CODE	OCT - DEC 2023	2023 YTD	OCT - DEC 2022	2022 YTD
	AGGRAVATED ASSAULT	13A	2	11	3	10
	ARSON	200	1	3	0	0
	ASSISTING OR PROMOTING PROSTITUTION	40B	0	1	0	0
	BURGLARY/BREAKING AND ENTERING	220	12	50	7	37
	COUNTERFEITING/FORGERY	250	5	14	5	16
	CREDIT CARD/AUTOMATIC TELLER MACHINE FRAUD	26B	3	11	2	9
	DISTRUCTION/DAMAGE/VANDALISM OF PROPERTY	290	34	153	57	149
	DRUG EQUIPMENT VIOLATIONS	35B	11	36	8	33
	DRUG/NARCOTIC VIOLATIONS	35A	21	66	18	72
	EXTORTION/BLACKMAIL	210	1	4	1	7
	FALSE PRETENSES/SWINDLE/CONFIDENCE GAME	26A	3	14	2	13
	FORCIBLE FONDLING	11D	2	11	1	11
	FORCIBLE RAPE	11A	2	14	3	16
	HACKING/COMPUTERINVASION	26G	0	0	0	0
	IDENTITY FRAUD	26F	0	5	5	25
	IMPERSONATION	26C	0	1	0	0
	INTIMIDATION	13C	9	50	12	43
	KIDNAPPING/ABDUCTION/UNLAWFUL RESTRAINT	100	0	1	0	1
	MURDER AND NON-NEGLIGENT MANSLAUGHTER	09A	0	1	0	0
	MOTOR VEHICLE THEFT	240	32	109	33	73
	PORNOGRAPHY/OBSCENE MATERIAL	370	2	9	2	4
	RECEIVING STOLEN PROPERTY	280	6	15	8	21
	ROBBERY	120	1	11	2	11
	SIMPLE ASSAULT	13B	23	123	33	112
	THEFT - ALL OTHER LARCENY	23H	38	167	54	169
	THEFT - POCKET-PICKING	23A	0	1	0	0
	THEFT - PURSE-SNATCHING	23B	1	2	0	4
	THEFT - SHOPLIFTING	23C	10	48	7	25
	THEFT - THEFT FROM BUILDING	23D	14	51	6	24
	THEFT - THEFT FROM MOTOR VEHICLE	23F	23	180	59	161
	THEFT - THEFT OF VEHICLE PARTS OR ACCESSORIES	23G	5	30	15	87
	WEAPON LAW VIOLATIONS	520	2	15	9	16
	WELFARE FRAUD	26D	0	0	0	0
	WIRE FRAUD	26E	0	0	0	0
TOTAL GROUP A			263	1,207	352	1,149

GROUP B	DEPARTMENT CLASSIFICATION	IBR CODE	OCT - DEC 2023	2023 YTD	OCT - DEC 2022	2022 YTD
	BAD CHECKS	90A	3	4	1	6
	CURFEW/LOITERING/VAGRANCY VIOLATIONS	90B	0	4	0	2
	DISORDERLY CONDUCT	90C	4	28	9	20
	DRIVING UNDER THE INFLUENCE	90D	40	152	29	93
	LIQUOR LAW VIOLATIONS	90G	7	21	2	7
	VOYEURISM	90H	1	2	0	0
	RUNAWAY	90I	3	7	1	2
	TRESPASS OF REAL PROPERTY	90J	3	12	4	11
	ALL OTHER OFFENSES	90Z	14	59	15	59
TOTAL GROUP B			75	289	61	200

TOTAL OFFENSES	338	1,496	413	1,349
-----------------------	------------	--------------	------------	--------------

TRAFFIC ENFORCEMENT SUMMARY

NUMBER OF CITATIONS ISSUED	OCT - DEC 2023	2023 YTD	OCT - DEC 2022	2022 YTD
TOTAL	814	2,804	317	1,345

TYPE OF CITATION & SECTION#	OCT - DEC 2023	2023 YTD	OCT - DEC 2022	2022 YTD
ACDA	42	163	41	143
APPROACHING STATIONARY PUBLIC SAFETY VEHICLE	0	0	0	1
ASSURED CLEAR DISTANCE, SPEED/ACDA	4	15	3	14
CHILD RESTRAINT SYSTEM, EXCEPTIONS	3	4	0	0
CHILD SUPPORT (SUS)	0	1	2	2
COMPLIANCE WITH LAWFUL ORDER OF POLICE OFFICER; FLEEING	1	2	0	0
DISPLAY LICENSE/VALIDATION	1	16	10	20
DISPLAY OF LICENSE	0	1	0	0
DISPLAY OF LICENSE PLATES	47	191	25	78
DIVIDED ROADWAYS	1	6	0	1
DRAG RACING / STREET RACING	0	1	0	2
DRIVER LICENSE SUSPENDED	2	5	1	8
DRIVERS LICENSE REQUIRED - MORE THAN ONE PROHIBITED	1	2	0	1
DRIVING ON RIGHT HALF OF ROADWAY	1	2	0	0
DRIVING SIDEWALK/LAWN	0	2	0	0
DRIVING TO LEFT OF CENTER LINE	0	0	0	1
DRIVING TO LEFT OF CENTER OF ROADWAY	0	2	0	0
DRIVING UNDER SUSPENSION OR VIOLATION OF LICENSE RESTRICTION	4	21	3	13
DRIVING UNSAFE VEHICLE	0	2	0	1
DRIVING UPON CLOSED ROADWAY	0	1	1	1
DRIVING UPON DIVIDED ROADWAYS	1	8	2	6
DRIVING UPON LEFT SIDE OF ROADWAY	0	0	0	1
DRIVING WHILE UNDER THE INFLUENCE OF ALCOHOL/ DRUGS	60	198	31	94
DRIVING WITH TEMP PERMIT W/O LICENSED DRIVER	1	3	0	0
DRIVING WITHIN MARKED LANES	24	68	5	32
DUS - 12 POINT SUSPENSION	0	2	0	3
DUS - FRA	21	96	11	60
DUS - OVI COURT SUSPENSION	1	5	2	8
DUS - OVI SUSPENSION	0	7	3	9
DUS- FAIL TO REINSTATE	1	4	0	6
DUS NON COMPLIANCE SUSPENSION	2	9	0	3
DUS OR VIOLATION OF LICENSE RESTRICTION	3	27	7	33
EXP REGISTRATION	0	2	2	3
EXPIRED PLATES	0	5	1	2
FAILURE TO REGISTER	1	2	0	0
FAIL TO CONTROL	0	36	0	28
FAIL TO STOP AT RED LIGHT	1	5	0	0
FAIL TO YIELD-PRIVATE DRIVE	0	1	0	1
FAILURE TO CONTROL	26	86	46	102
FAILURE TO REGISTER	0	1	0	1
FAILURE TO REINSTATE OL	4	23	2	11
FAILURE TO YIELD RIGHT OF WAY	0	2	0	0
FICTIOUS PLATES	2	4	1	1
FOLLOWING TOO CLOSELY	0	1	0	0
FTY - STOPPED CRUISER	1	1	0	0
FTY - TURNING LEFT	3	31	7	21
HEADLIGHTS REQUIRED	1	1	0	1
HIT/SKIP - CODE 2/4	2	5	3	11
HIT/SKIP - CODE 2P/4P	0	1	1	3
IMPROPER BACKING AND STARTING	1	1	0	1
IMPROPER TURNS AT INTERSECTION	0	1	1	3
INATTENTION	0	2	1	1
JUVENILE TRAFFIC OFFENDER	0	7	1	3
LANE CHANGE - UNSAFE	13	33	3	19
LANES OF TRAVEL UPON ROADWAYS	3	8	0	1
LEAVING THE SCENE OF AN ACCIDENT	3	4	1	4
LEFT OF CENTER	7	37	0	6
LICENSE FORFEIT	3	7	6	12
LIGHT EQUIPMENT VIOLATION	0	2	0	0
LIGHTED HEADLIGHTS	1	7	0	3
LITTERING - FROM MV	0	0	0	1

TRAFFIC ENFORCEMENT SUMMARY

NUMBER OF CITATIONS ISSUED	OCT - DEC 2023	2023 YTD	OCT - DEC 2022	2022 YTD
TOTAL	814	2,804	317	1,345

TYPE OF CITATION & SECTION#	OCT - DEC 2023	2023 YTD	OCT - DEC 2022	2022 YTD
LOADS DROPPING - LEAKING; TRACKNG MUD	0	0	0	2
LOUD NOISE FROM A MOTOR VEHICLE	0	0	0	1
MARKED LANES	3	9	3	3
MV STOP LIGHTS	2	5	0	2
NO LICENSE PLATE LIGHT	0	0	0	1
NO OPERATOR' S LICENSE	69	250	33	115
NON COMPLIANCE SUSPENSION	4	13	6	18
OBEY POLICE ORDER	1	1	0	0
OBEYING TRAFFIC CONTROL DEVICES	1	15	7	14
OBSCURED PLATES	0	0	0	1
OBSTRUCTING INTERSECTION	0	0	1	1
OBSTRUCTION AND INTERFERENCE AFFT. VIEW & CONTROL OF DRIVER	1	1	0	0
OCCUPENT RESTRAINING DEVICES	0	0	0	2
ONE-WAY TRAFFIC - ROTARY ISLANDS	0	2	1	1
OPEN CONTAINER LIQUOR	0	1	0	1
OPERATING MV OR MOTORCYCLE WITHOUT VALID LICENSE	2	13	5	10
OPERATION OF VEHICLE OTHER THAN BICYCLE ON SIDEWALK	0	1	0	0
OVI - REFUSAL	0	1	0	0
OVI PER SE	0	1	1	1
OVI PER SE BREATH (.17 + (SUPER)	9	23	4	14
OVI REFUSAL (PRIOR W/20 YRS)	0	0	1	1
OVI REFUSAL CONVICTION (PRIOR W/20 YRS)	7	33	3	11
OVI, BREATH	13	40	7	22
PASSING - DOUBLE YELLOW	0	3	0	0
PASSING WITHOUT SAFETY	0	1	0	0
PHYSICAL CONTROL	0	1	0	2
PHYSICAL CONTROL OF VEHICLE WHILE UNDER INFLUENCE	0	2	0	2
PROHIBITED ACTS	2	2	0	0
PROHIBITIONS	0	0	0	1
RECKLESS OPERATION	1	5	1	4
RECKLESS OPERATION - PRIVATE	2	3	0	3
RECKLESS OPERATION - ROADWAY	0	2	2	5
RIGHT OF WAY OF PEDESTRIAN W/IN CROSSWALK	0	0	0	1
RIGHT OF WAY RULE WHEN TURNING LEFT	3	6	0	3
RIGHT OF WAY YIELDED TO PEDESTRIAN ON SIDEWALK	0	0	0	1
RIGHT OF WAY/LEFT	1	4	0	3
RIGHT-OF-WAY ON ROADWAY	1	4	0	3
RULES FOR TURNS AT INTERSECTIONS	2	5	0	4
SEAT BELTS REQUIRED	0	5	0	7
SIGNAL LIGHTS	5	15	4	6
SLOW SPEED	1	1	0	2
SPEED - SCHOOL ZONE	124	276	22	83
SPEED LIMIT	405	1,282	43	368
SQUEALING TIRES - NOISE	0	3	0	2
STARTING AND BACKING VEHICLE	0	5	0	3
STOP AND YIELD SIGNS	4	20	1	11
STOP SIGN VIOLATION	0	4	0	0
STOP SIGNS	15	70	13	40
STOPPING AFTER ACCIDENT	3	6	4	13
STOPPING AFTER ACCIDENT INVOLVING DAMAGE TO REALITY	0	1	0	0
STOPPING AFTER ACCIDENT INVOLVING INJURY TO PERSONS OR PROP.	0	1	1	2
STOPPING AT GRADE CROSSING	1	1	0	0
STOPPING FOR SCHOOL BUS	1	1	0	1
STREET RACING PROHIBITED	0	4	0	0
TAIL LIGHT - ILLUMINATION OF REAR LICENSE PLATE	3	8	2	2
TEMP PERMIT (OPERATING SOLO)	3	16	5	7
TEMPORARY INSTRUCTION PERMIT	4	7	2	3
TEXTING WHILE DRIVING	0	1	0	0
TIME FOR LIGHTED LIGHTS ON MOTOR VEHICLES	0	4	2	3
TRAFFIC CHARGES - HEADLIGHTS 4513.14A	4	5	0	0
TRAFFIC CHARGES - HEADLIGHTS 4513.14A	0	1	0	0

TRAFFIC ENFORCEMENT SUMMARY

NUMBER OF CITATIONS ISSUED	OCT - DEC 2023	2023 YTD	OCT - DEC 2022	2022 YTD
TOTAL	814	2,804	317	1,345

TYPE OF CITATION & SECTION#	OCT - DEC 2023	2023 YTD	OCT - DEC 2022	2022 YTD
TRAFFIC CHARGES - NO OPS 4510.12A1	1	3	0	0
TRAFFIC CHARGES - RIGHT OF WAY	1	5	1	3
TRAFFIC CONTROL DEVICE	2	6	3	5
TRAFFIC CONTROL SIGNAL TERMS AND LIGHTS	12	46	7	28
TRAFFIC DIRECTION IN EMERGENCIES; OBEDIENCE SCHOOL GUARD	1	1	0	0
TRAVELING IN OPPOSITE DIRECTIONS	1	1	1	0
TURN AND STOP SIGNAL	0	4	0	6
TURN SIGNAL REQUIRED	6	22	0	1
TURNING IN ROADWAY PROHIBITED	0	1	1	1
TURNING INTO PRIVATE DRIVEWAY, ALLEY OR BUILDING	2	0	2	2
TWO LIGHTS DISPLAYED	0	7	0	3
TWO OR MORE STOP LIGHTS REQUIRED	0	0	0	1
UNSAFE BACKING	0	1	0	1
UNSAFE LANE CHANGE	6	29	6	19
UNSAFE VEHICLE	0	1	0	0
USE ILLEGAL PLATES; TRANSFER OF REGISTRATION	2	8	0	3
USE OF SUNSCREENING, WINDOW TINT	0	1	0	0
USING TINTED GLASS AND OTHER VISION OBSCURING MATERIALS	0	1	0	0
U-TURN PROHIBITED	1	1	1	3
VEHICLES TRAVELING IN OPPOSITE DIRECTIONS	0	1	0	0
VIOL. PROBATIONARY LICENSE	1	2	0	1
WRONGFUL ENTRUSTMENT	0	0	0	1
YIELD RIGHT-OF-WAY TO PEDESTRIANS	0	1	0	1
YIELD SIGNS	4	19	7	22
TOTAL	1,030	3,525	426	1,687

PARKING CITATION CHARGES

TYPE OF CITATION & SECTION#	OCT - DEC 2023	2023 YTD	OCT - DEC 2022	2022 YTD
HANDICAP PARKING	0	2	0	1
LEAVING VEHICLES ON PRIVATE PROPERTY-FIRE LANES	1	1	0	0
MANNER OF PARALLEL PARKING; HANDICAPPED PARKING	0	1	0	3
MAX CONTINUOUS STREET PARKING - SAME LOCATON	0	1	0	0
PARKING FIRE LANE	2	3	0	0
PROHIBITED STANDING OR PARKING PLACES	0	3	2	8
TRUCK LOADING ZONES	0	1	0	0
TOTAL	3	12	2	12

TOTAL CITATIONS	1,033	3,537	428	1,699
------------------------	--------------	--------------	------------	--------------

ADULT ARREST SUMMARY

ACTUAL NUMBER OF ADULTS ARRESTED	OCT - DEC 2023	2023 YTD	OCT - DEC 2022	2022 YTD
TOTAL	136	512	107	416

BREAKDOWN OF CHARGES	OCT - DEC 2023	2023 YTD	OCT - DEC 2022	2022 YTD
AGGRAVATED MENACING	1	8	2	7
AGGRAVATED ROBBERY	0	2	0	0
ALCOHOL-UNDERAGE POSSESSION	0	1	0	0
ANIMALS OR FOWL RUNNING AT LARGE	0	1	0	5
ASSAULT	9	40	6	29
ATTEMPT TO COMMIT THEFT	0	1	0	0
BENCH WARRANT	1	2	0	4
BREAKING AND ENTERING	0	1	0	1
BURGLARY	0	2	0	0
CARRYING CONCEALED WEAPONS	0	0	1	2
COMPLIANCE WITH LAWFUL ORDER OF POLICE OFFICER; FLEEING	1	2	0	1
COMPLICITY	0	2	1	1
COMPLICITY (ROBBERY F2)	0	0	0	1
CONTRIBUTING TO THE UNRULINESS/DELINQUENCY OF A CHILD	0	0	1	1
COUNTERFEIT CURRENCY	0	0	0	1
CRIMINAL DAMAGING/ENDANGERING	1	2	1	3
CRIMINAL MISCHIEF	1	2	0	0
CRIMINAL TRESPASS	0	5	0	1
DISORDERLY CONDUCT	1	10	4	8
DOMESTIC VIOLENCE - SIMPLE ASSAULT	5	27	14	32
DOMESTIC VIOLENCE - KNOWINGLY CAUSE PHYSICAL HARM	0	0	0	1
DOMESTIC VIOLENCE - MENACING OR INTIMIDATION	1	7	0	3
DRIVING ON RIGHT HALF OF ROADWAY	0	0	1	1
DRIVING UNDER OVI SUSPENSION	0	1	0	1
DRIVING UNDER SUSPENSION	0	0	1	2
DRIVING UNDER SUSPENSION OR VIOLATION OF LICENSE RESTRICTION	0	1	0	0
DRIVING WHILE UNDER THE INFLUENCE OF ALCOHOL/ DRUGS	52	180	30	92
DRIVING WITHIN MARKED LANES	0	2	0	0
DRUG ABUSE - MARIJUANA	1	4	0	4
DRUG ABUSE - SCHEDULE I OR II SUBSTANCE	1	2	1	9
DRUG ABUSE - SCHEDULE III, IV, V SUBSTANCE	0	0	0	1
DRUG PARAPHERNALIA	4	7	1	5
DUS NON COMPLIANCE SUSPENSION	1	1	0	1
ENDANGERING CHILDREN	0	4	0	2
FAILURE TO APPEAR	0	1	1	1
FAILURE TO APPEAR; ISSUANCE OF WARRANT	3	8	2	6
FAILURE TO COMPLY WITH ORDER OR SIGNAL OF P.O.	0	0	1	2
FAILURE TO COMPLY WITH ORDER OR SIGNAL OF P.O. - ELUDE OR F	1	2	0	1
FAILURE TO CONTROL	3	6	1	1
FALSIFICATION	1	5	0	2
FELONIOUS ASSAULT	0	2	2	4
HAVING PHYSICAL CONTROL OF VEHICLE WHILE UNDER THE INFLUENCE	0	3	0	3
HAVING WEAPONS WHILE UNDER DISABILITY	0	0	1	1
HIT/SKIP - CODE 2/4	1	1	0	0
IDENTITY FRAUD	0	0	1	1
ILLEGAL PROCESSING OF DRUG DOCUMENTS	1	1	0	1
IMPERSONATING A PEACE OFFICER OR PRIVATE POLICEMAN	0	1	0	0
IMPROPERLY HANDLING FIREARMS IN A MOTOR VEHICLE	1	2	2	6
INTERFERENCE W/CUSTODY	0	0	0	1
KIDNAPPING	0	1	0	0
LEAVING THE SCENE OF AN ACCIDENT	0	0	0	1
LICENSE NOT TRANSFERABLE	0	0	0	1
MARIJUANA DRUG PARAPHERNALIA	0	1	0	1
MARKED LANES	0	1	0	2
MENACING	0	4	1	5
MENACING BY STALKING	0	0	0	1
MISUSE OF CREDIT CARD	2	2	0	0
NO OPS	1	3	0	1
OBSTRUCTING OFFICIAL BUSINESS	0	5	1	2
OFFENSES INVOLVING UNDERAGE PERSONS	4	4	0	2

ADULT ARREST SUMMARY

ACTUAL NUMBER OF ADULTS ARRESTED	OCT - DEC 2023	2023 YTD	OCT - DEC 2022	2022 YTD
TOTAL	136	512	107	416

BREAKDOWN OF CHARGES	OCT - DEC 2023	2023 YTD	OCT - DEC 2022	2022 YTD
OPEN CONTAINER LIQUOR	1	2	0	0
OPEN CONTAINER PROHIBITED	1	2	0	0
OVI	0	1	0	2
OVI BREATH	0	1	0	1
PERSONAL CONDUCT	0	0	0	1
PLATES OF ANOTHER VEHICLE	1	1	0	0
POSS. HARMFUL INTOXICANT	0	0	0	1
POSSESSING CRIMINAL TOOLS	0	1	0	0
POSSESSING DRUG ABUSE INSTRUMENTS	0	1	0	4
POSSESSION OF DRUGS	7	19	6	12
POSSESSION, SALE OR DISCHARGE PROHIBITED	0	1	0	0
PROCURING	0	0	0	1
PROHIBITED ACTS	1	3	0	0
PUBLIC INDECENCY	0	2	0	1
RAPE	0	2	0	0
RECEIVING STOLEN PROPERTY	5	15	2	12
RESISTING ARREST	0	0	1	2
ROBBERY	0	1	0	0
SEXUAL IMPOSITION	0	0	0	1
SIGNAL LIGHTS	0	0	1	1
SOLICITING	0	1	0	0
SOLICITING - W/O PERMIT	0	1	0	0
SPEED	1	1	0	0
STRANGULATION - CAUSE OR CREATE RISK OF SERIOUS HARM	1	1	0	0
TAMPERING W/EVIDENCE	1	1	0	0
TELECOMMUNICATIONS HARASSMENT	0	1	0	2
THEFT - ALL OTHER LARCENY	3	13	2	8
THEFT - FROM MOTOR VEHICLE	0	1	0	0
THEFT - PETTY (<\$1000)	1	4	2	3
THEFT - SHOPLIFTING	9	12	0	1
TRAFFICKING IN DRUGS	0	0	0	1
UNAUTHORIZED USE OF MOTOR VEHICLE	1	2	0	2
UNLAWFUL RESTRAINT	0	0	0	1
UNLAWFUL SEXUAL CONDUCT WITH A MINOR - STATUTORY RAPE	0	1	0	0
USING WEAPONS WHILE INTOXICATED	0	1	0	0
VIOLATE PROTECTION ORDER OR CONSENT AGREEMENT	2	9	1	7
VOYEURISM	1	1	0	0
WARRANT ARREST FOREIGN AGENCY	16	83	22	102
WARRANT ARREST FTA/FTC	13	54	16	68
TOTAL CHARGES	163	609	130	499

JUVENILE ARREST SUMMARY

ACTUAL NUMBER OF JUVENILES ARRESTED	OCT - DEC 2023	2023 YTD	OCT - DEC 2022	2022 YTD
TOTAL	25	77	25	66

BREAKDOWN OF CHARGES	OCT - DEC 2023	2023 YTD	OCT - DEC 2022	2022 YTD
AGGRAVATED MENACING	0	0	0	1
AGGRAVATED ROBBERY	0	0	1	1
AGGRAVATED VEHICULAR ASSAULT; VEHICULAR ASSAULT	1	1	0	0
ARSON	0	1	0	0
ASSAULT	2	8	4	16
ATTEMPT	0	1	0	0
BURGLARY	0	0	0	4
COMPLICITY	3	4	0	0
CONVEYANCE OR POSSESSION OF A DEADLY WEAPON - SCHOOL	1	1	0	0
CRIMINAL DAMAGING/ENDANGERING	2	4	2	3
CRIMINAL MISCHIEF	0	9	1	1
CRIMINAL TRESPASS	0	4	4	4
CURFEW	0	3	0	0
CURFEW (13-17)	0	7	0	2
DISORDERLY CONDUCT	0	2	2	4
DISSEMINATE MATTER HARMFUL TO JUVENILES-SELL DELIVER FURNISH	0	0	0	1
DOMESTIC VIOLENCE - SIMPLE ASSAULT	2	5	1	6
DOMESTIC VIOLENCE - MENACING OR INTIMIDATION	0	1	1	1
DRIVING WHILE UNDER THE INFLUENCE OF ALCOHOL/ DRUGS	2	3	0	0
DRIVING WITHOUT TEMP PERMIT	1	1	0	0
DRUG ABUSE - MARIJUANA	0	3	2	5
DRUG ABUSE - MARIJUANA LESS THAN 100G	0	0	0	1
DRUG ABUSE - SCHEDULE I OR II SUBSTANCE	0	0	0	2
DRUG PARAPHERNALIA	0	0	1	1
FAILURE TO COMPLY WITH ORDER OR SIGNAL OF P.O. - ELUDE OR F	0	1	0	0
FAILURE TO DISCLOSE PERSONAL INFORMATION	0	1	0	0
FALSIFICATION	0	0	0	2
FELONIOUS ASSAULT	1	1	0	1
GROSS SEXUAL IMPOSITION	0	1	0	0
HARASSMENT BY INMATE	0	1	0	0
INDUCING PANIC	0	2	1	1
JUVENILE CIGARETTE OR OTHER TABACCO PRODUCTS VIOLATIONS	0	3	0	1
MARIJUANA DRUG PARAPHERNALIA	0	2	0	3
MENACING	0	1	1	1
MISUSE OF 9-1-1 SYSTEM	1	1	0	0
MISUSE OF CREDIT CARD	1	1	0	0
MOTOR VEHICLE THEFT	0	0	0	2
OBSTRUCTING OFFICIAL BUSINESS	1	3	0	1
OFFENSES INVOLVING UNDERAGE PERSONS	1	11	3	5
OPEN CONTAINER	0	1	0	0
OPEN CONTAINER LIQUOR	0	2	0	0
PARKS HOURS OF OPERATIONS	0	0	0	1
PERSONS UNDER 21 NOT TO PURCHASE BEER OR LIQUOR	0	1	0	0
POSSESSING CRIMINAL TOOLS	0	2	0	0
POSSESSION OF DRUGS	0	2	1	3
RECEIVING STOLEN PROPERTY	5	8	2	5
RECKLESS OPERATION	1	1	0	0
ROBBERY	1	1	0	0
THEFT - ALL OTHER LARCENY	0	0	0	2
THEFT - FROM BUILDING	0	0	2	4
THEFT - FROM MOTOR VEHICLE	0	0	1	1
TRAFFICKING IN DRUGS	0	1	0	1
UNRULY JUVENILE OFFENSES	1	1	0	0
VANDALISM	0	2	0	2
VEHICULAR VANDALISM	1	1	0	0
WARRANT ARREST FOREIGN AGENCY	0	1	0	0
WARRANT ARREST FTA/FTC	1	1	0	1
TOTAL	29	112	30	90

ACCIDENTS

TYPE OF ACCIDENT	OCT - DEC 2023	2023 YTD	OCT - DEC 2022	2022 YTD
FATAL	3	5	0	2
PROPERTY DAMAGE	97	377	84	329
HIT SKIP	31	100	26	93
INJURY ACCIDENT	51	203	60	184
INJURY HIT SKIP	5	11	2	18
TOTALS	187	696	172	626

ACCIDENT ANALYSIS October - December 2023

October 1, 2023 through December 31, 2023 there were 187 reported traffic accidents, resulting in an average 2.03 accidents/day. Compared to 2022, accidents increased 8.72% (2023 = 187; 2022 = 172).

Personal injury accidents (59) accounted for 31.6% of the total (3 fatal). Property damage accidents accounted for the majority of our activity with 128 reports being filed (68.4%).

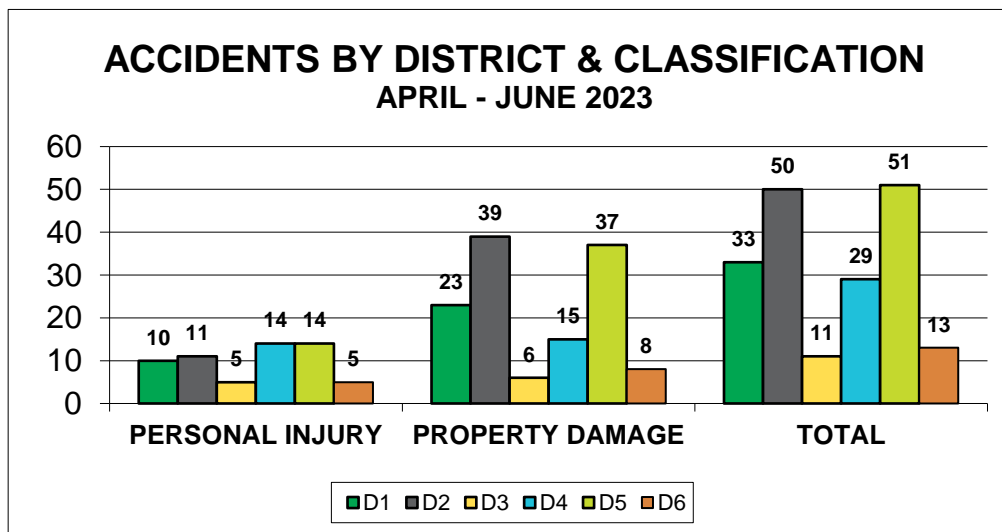
District 5 experienced the majority of accidents (51 or 27.3%) followed by District 2 with 50 accidents (26.7%). There were 33 collisions in District 1 (17.6%); 11 collisions in District 3 (5.9%); 29 collisions in District 4 (15.5%); and 13 collisions in District 6 (7.0%). The busiest day of the week for accident activity for the reporting period was Friday with 40 accidents (21.4%) reported. The second busiest day was tied between Tuesday and Wednesday with 32 accidents each (17.1% each) reported. Accident activity for the remaining days of the week were as follows: Sunday = 18 (9.6%); Monday = 22 (11.8%); Thursday = 27 (14.4%); and Saturday = 16 (8.6%).

The most frequent contributing factor was Following Too Closely which accounted for 46 or 24.6% of the accidents. The next most recurrent contributing factor was tied between Failure To Yield and Improper Lane Change accounting for 25 or 13.4% each of the accidents for the reporting period. The busiest time of day for accident activity was between 3PM-4PM with 21 (11.2%) accidents.

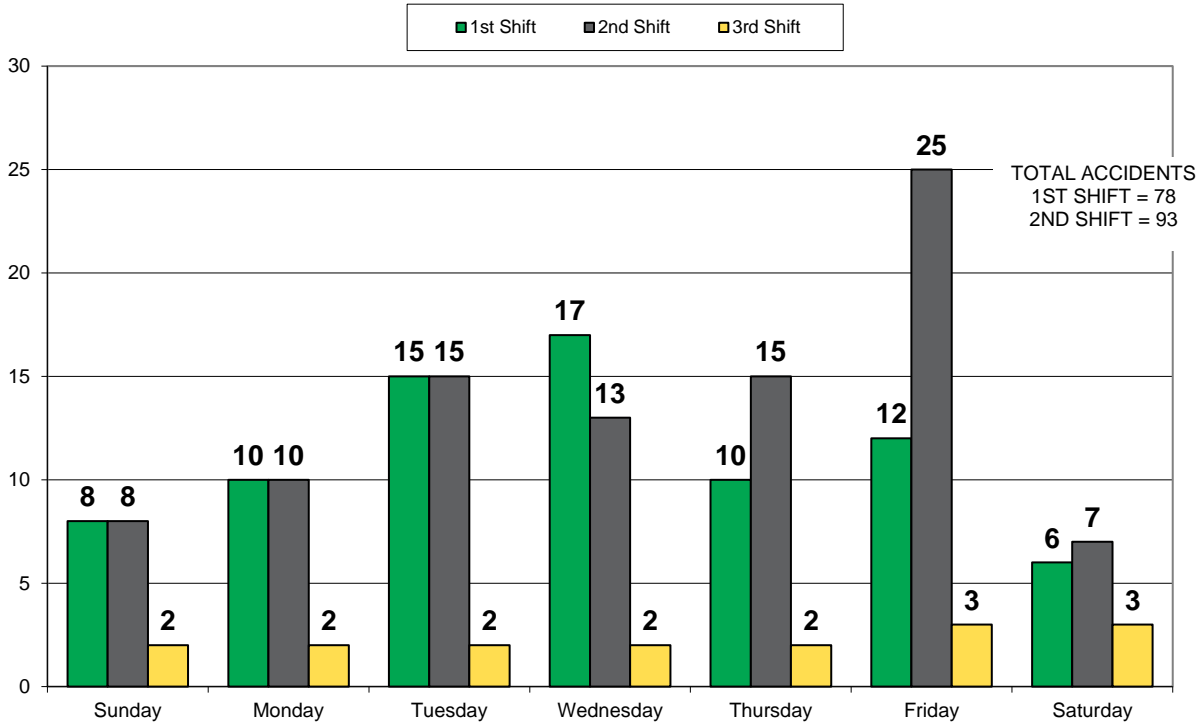
Four (4) crashes were identified as having been alcohol related (2.14%). One hundred thirty-four (134) citations were issued to at fault drivers as a result of their accidents 71.7%

ACCIDENTS BY DISTRICT & CLASSIFICATION

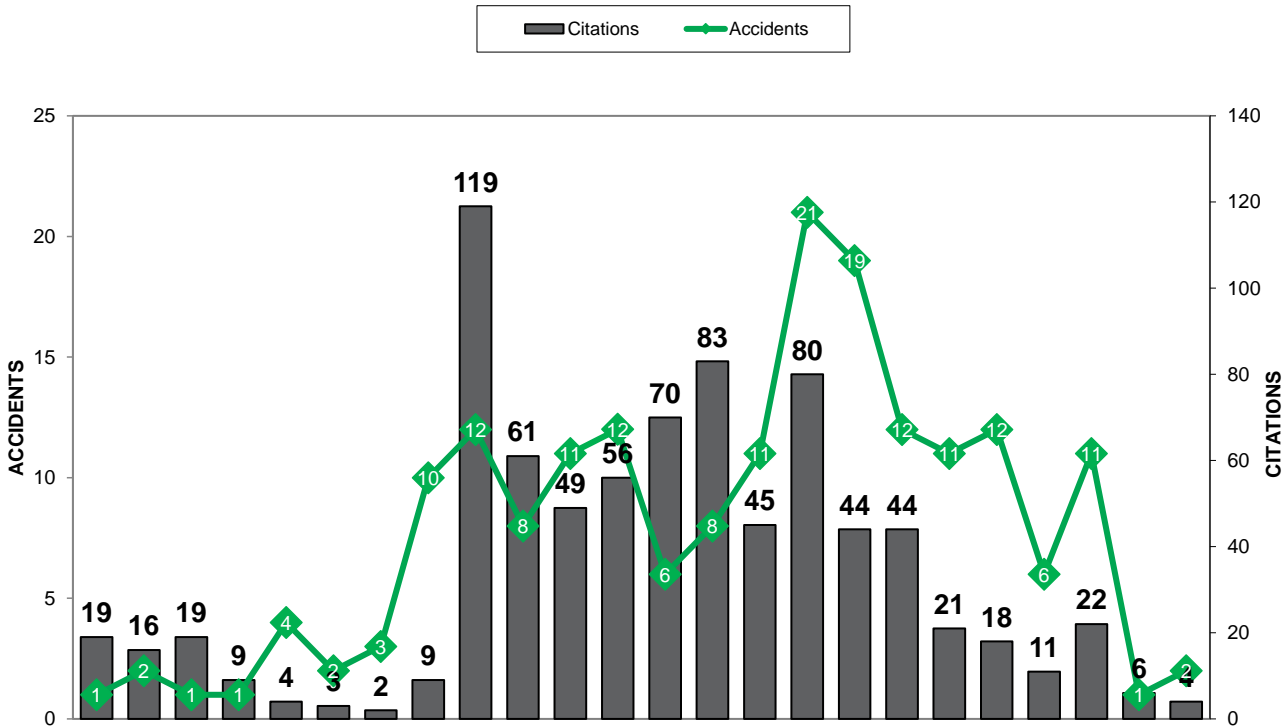
DISTRICT	PERSONAL INJURY	PROPERTY DAMAGE	TOTAL
D1	10	23	33
D2	11	39	50
D3	5	6	11
D4	14	15	29
D5	14	37	51
D6	5	8	13
TOTAL	59	128	187



ACCIDENTS BY DAY OF WEEK & SHIFT OCTOBER 1 - DECEMBER 31, 2023



ACCIDENTS & CITATIONS BY HOUR OCTOBER 1 - DECEMBER 31, 2023



ACCIDENT ANALYSIS January - December, 2023

January 1, 2023 through December 31, 2023 there were 696 reported traffic accidents, resulting in an average 1.91 accidents/day. Compared to 2022, accidents increased 11.18% (2023 = 696; 2022 = 626).

Personal injury accidents (219) accounted for 31.5% of the total (5 fatal). Property damage accidents accounted for the majority of our activity with 477 reports being filed (68.5%).

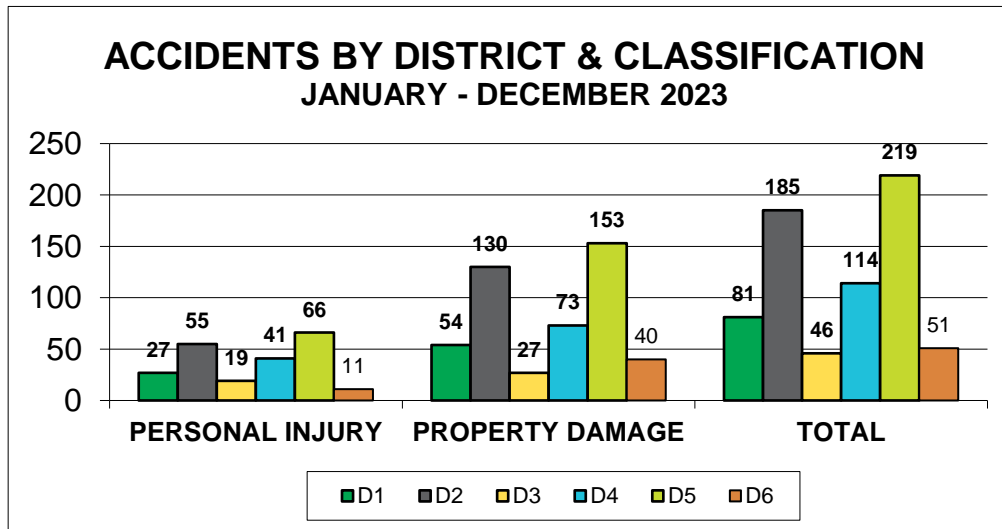
District 5 experienced the majority of accidents (219 or 31.5%) followed by District 2 with 185 accidents (26.6%). There were 81 collisions in District 1 (11.6%); 46 collisions in District 3 (6.6%); 114 collisions in District 4 (16.4%); and 51 collisions in District 6 (7.3%). The busiest day of the week for accident activity for the reporting period was Friday with 129 accidents (18.5%) reported. The second busiest day was Tuesday with 123 accidents (17.7%) reported. Accident activity for the remaining days of the week were as follows: Sunday = 68 (9.8%); Monday = 90 (12.9%); Wednesday = 107 (15.4%); Thursday = 115 (16.5%); and Saturday = 64 (9.2%).

The most frequent contributing factor was Following Too Closely which accounted for 190 or 27.3% of the accidents. The next most recurrent contributing factor was Failure To Yield accounting for 106 or 15.2% of the accidents for the reporting period. The busiest time of day for accident activity was tied between 4PM-5PM with 68 (9.8%) accidents.

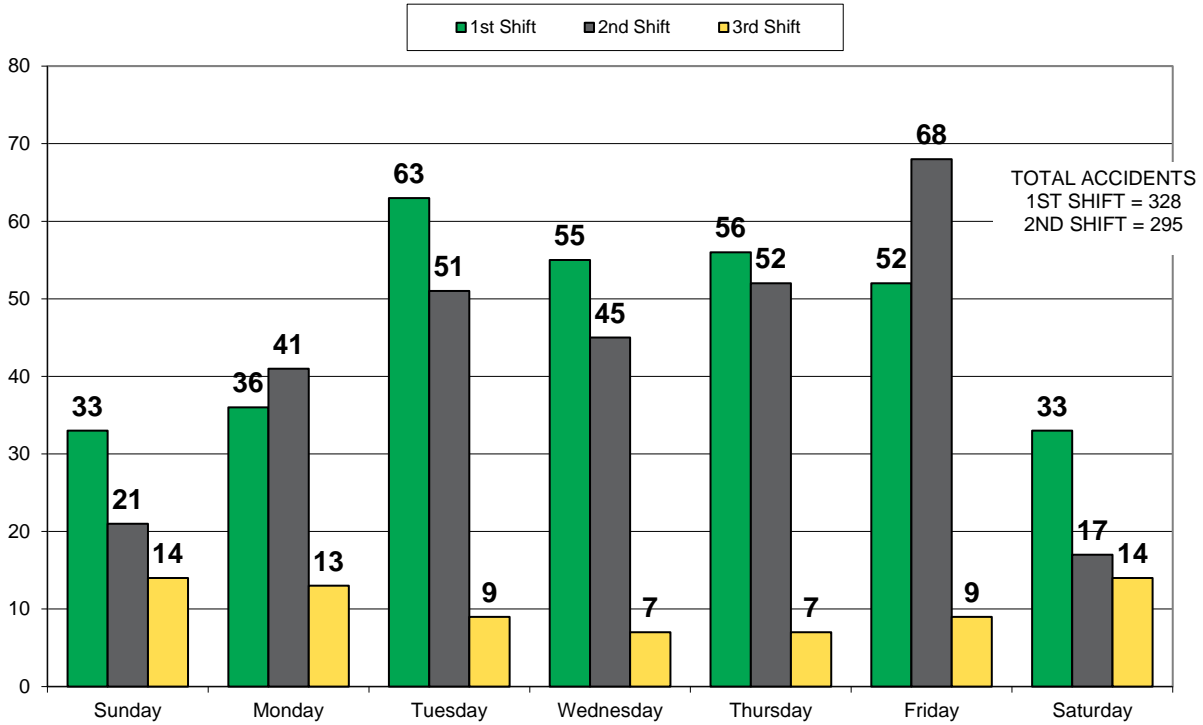
Twenty-one (21) crashes were identified as having been alcohol related (3.02%). Five hundred fifty-three (553) citations were issued to at fault drivers as a result of their accidents 79.5%

ACCIDENTS BY DISTRICT & CLASSIFICATION

DISTRICT	PERSONAL INJURY	PROPERTY DAMAGE	TOTAL
D1	27	54	81
D2	55	130	185
D3	19	27	46
D4	41	73	114
D5	66	153	219
D6	11	40	51
TOTAL	219	477	696



ACCIDENTS BY DAY OF WEEK & SHIFT JANUARY 1 - DECEMBER 31, 2023



ACCIDENTS & CITATIONS BY HOUR JANUARY 1 - DECEMBER 31, 2023

