

Replace traditional wallpacks with SLIM™ LED.

Same footprint. Better performance.



SLIM™ 62W

SLIM™ 57W

SLIM™ 37W



Visit rabweb.com to see which models
are DLC or DLC Premium listed.

RAB[®]
LIGHTING
RABWEB.COM • 888 722-1000

SLIM™



- Covers footprint of most traditional wallpacks
- 37W replaces 150W MH; 57W replaces 200W MH; 62W replaces 250W MH
- Easy installation with hinged access, bubble level and multiple conduit entries
- Ultra-high efficiency, up to 115 lm/W
- Available as cutoffs or full cutoffs
- Tight-lock gasket keeps elements out
- 100,000-Hour LED lifespan



IP66
RATING

Specifications

UL: Suitable for wet locations. Wall mount only.

LEDs: Long-life, high-efficiency, micro-power, surface mount LEDs; binned and mixed for uniform light output and color.

Lifespan: 100,000-hour LED lifespan based on IES LM-80 results & TM-21 calculations

Drivers: Constant Current, Class 2, 100-277V and 480V, 50/60Hz

37W: : 0.6A,

57W: Constant Current, Class 2, 100-277V and 480V, 50/60Hz, 100-277VAC: 0.8A,

62W: Constant Current, Class 2, 100-277V and 480V, 50/60Hz, 100-277VAC: 0.6A,

5000K Color Temperature

Nominal Watts	37W	57W	62W
Output Lumens (cutoff models)	3905	5579	6395
Lumens per Watt (cutoff models)	111	115	106
Color Accuracy (CRI)	73	73	73

4000K Color Temperature

Nominal Watts	37W	57W	62W
Output Lumens (cutoff models)	3873	5422	6215
Lumens per Watt (cutoff models)	112	114	106
Color Accuracy (CRI)	73	73	73

3000K Color Temperature

Nominal Watts	37W	57W	62W
Output Lumens (cutoff models)	3657	4977	6145
Lumens per Watt (cutoff models)	104	100	108
Color Accuracy (CRI)	71	72	72

Bi-Level Operation (Optional): Allows 50% and 100% output modes

Cold Weather Starting: Minimum starting temperature is -40°F / -40°C

Thermal Management: Superior thermal management with internal Air-Flow fins

Housing: Precision die-cast aluminum housing and door frame

Mounting: Die-cast back box with four (4) conduit entry points and knockout pattern for junction box or direct wall mounting. Hinged housing for hands-free installation.

Cutoff Options: Full Cutoff (0°) or Cutoff (10°)

Lens: Microprismatic diffusion lens for smooth and even light distribution

Reflector: Specular thermoplastic

Gaskets: High-temperature silicone

Finish: Our environmentally friendly polyester powder coatings are formulated for high-durability and long-lasting color, and contain no VOC or toxic heavy metals.

Color Stability: LED color temperature warranted not to shift more than 200K in CCT in 5 years

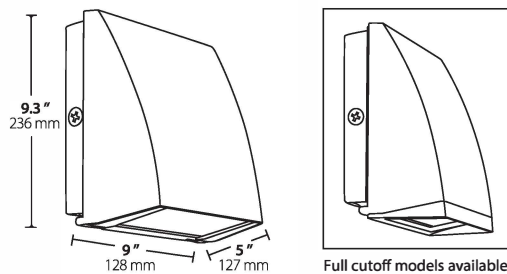
Color Uniformity: RAB's range of CCT (Correlated Color Temperature) follows the guidelines of the American National Standard for Specifications for the Chromaticity of Solid State Lighting (SSL) Products, ANSI C78.377-2015.

Green Technology: Mercury and UV free, and RoHS compliant. Polyester powder coat finish formulated without the use of VOC or toxic heavy metals.

IESNA LM-79 & LM-80 Testing: RAB LED luminaires have been tested by an independent laboratory in accordance with IESNA LM-79 and LM-80, and have received the Department of Energy "Lighting Facts" label.

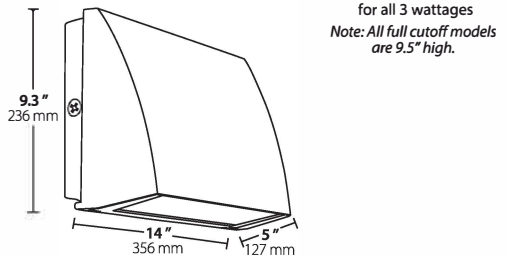
Dimensions and weight

SLIM™ 37W
Weight: 7.5 lbs



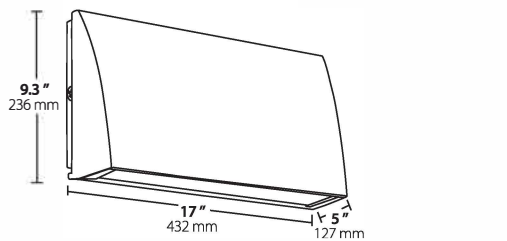
RAB WP1 wallpack measures 8.5" x 8.6"

SLIM™ 57W
Weight: 11 lbs



RAB WP2 wallpack measures 14" x 9"

SLIM™ 62W
Weight: 13 lbs

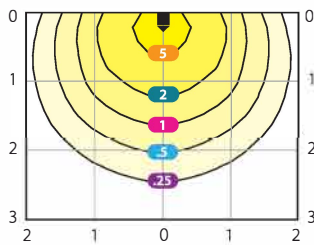


RAB WP3 wallpack measures 17" x 9"
RAB WP4 wallpack measures 17 1/8" x 9"

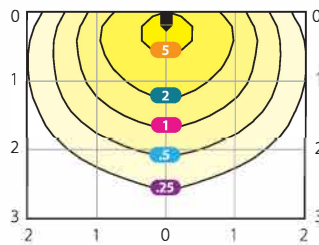
Full cutoff models available for all 3 wattages
Note: All full cutoff models are 9.5" high.

Photometrics

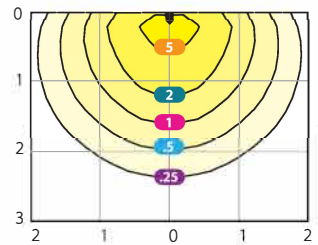
37W - 15' Mounting Height



57W - 18' Mounting Height



62W - 20' Mounting Height



Grid Scale: Multiples of Mounting Height
Values Shown in Footcandles
Photometric Reports RAB02437, RAB02604
and RAB02946MOD50

Ordering information

Product Family	Cutoff	Wattage	Color Temp	Finish	Driver Options	Photocell Options
SLIM	Blank FC	37 57 62	Blank N Y	Blank W	/BL /480	/PC /PC2 /PCS /PCS2 /PCS4
	Cutoff (10°) Full Cutoff (0°)	37W 57W 62W	5000K 4000K 3000K	Bronze White	Bi-Level 480V	120V Photocell 277V Photocell 120V Swivel Photocell 277V Swivel Photocell 480V Swivel Photocell