



**COHATCH RIVERVIEW VILLAGE
AFDP
09.11.2025**
© Tim Lai Architect

AFDP summary of changes made to individual buildings:

New Build:

- Mechanical yard to the south of the building: a trellis made of painted wood topped the mechanical yard
- Foundation walls to the south of the building: Concrete formliner changed pattern to Yukon
- Roof over the north massing/ large gable roof: Changed to steel shingles

Red Cabin:

- Addition: Enlarged by 4' to the north. Footprint of the B1 deck remains the same
- Addition's east facade: bi-fold windows are eliminated and replaced by fixed or operable windows
- Sidings: to be replaced in kind and to replicate the original look
- HVAC unit: to be placed outside against the south wall. It will be screened using the same siding as that of the south facade. It will be topped with a wooden trellis painted to match the siding
- Screen porch product specification added

37 Riverview:

- Updated roof fascia & frieze trim detail
- Changed porch roof slope from 1-¾"/12" to 1"/12"
- Changed rear addition roof slope from 3-¼"/12" to 2-¼"/12"
- New porch handrail design
- Added PVC skirt board where siding touches grade
- Changed front porch deck and stairs and backyard deck to composite decking, color to be natural wood
- and arrangement information
- Backyard pergola structure made of western red cedar painted grey

45 Riverview:

- Existing chimney to be rebuilt and clad with thin bricks salvaged from the existing building
- Metal chimney cap to be grey
- Membrane roof to match standing seam color
- Changed front porch deck and stairs to composite decking, color to be ash grey
- Removed the porch stone pier under the engaged column and closed space under deck with fiber cement board trim
- Increased depth of porch beam on top of columns to accommodate structure
- Updated the color of the standing seam roof
- New porch handrail design
- Added an extra tread to porch stairs to meet code requirements/match other houses
- Added PVC skirt board where siding touches grade

53 Riverview:

- Updated the rear awning design
- Changed front porch deck and stairs to composite decking, color to be teak, richer wood tone
- Added PVC skirt board where siding touches grade
- New porch handrail design







Clay paver blend
Manufacturer: Endicott
Product: 70% Medium Ironspot #46 (top)
30% Dark Ironspot (bottom)




Flush Limestone border
to match step tread
(see landscape plans for more
information)




Step with Limestone Tread and
Stone Veneer Riser
(see landscape plans for more
information)



Limestone steps
(see landscape plans for more
information)



Wood bench on stone wall
(see landscape plans for more
information)



limestone wall with cast stone cap
(see landscape plans for more
information)



Decorative Bollard
Manufacturer: Reliance Foundry
Product: Bollard R-7561



Bike Rack
Manufacturer: Madrax
Product: Opal Bike Rack
Color: P.C. Bronze














CENTURA

STEEL SHINGLE

PRODUCT SPECIFICATIONS



Panel Exposure: 39" x 12"

Panels Per Square: 30.77

Weight Per Square: 76 lbs.

Test Data: UL 1897 and 790

Fastening Detail: Continuous integrated nailing flange.
Four-way interlock.

Product Material: ASTM A653 G90 Galvanized 29 Gauge,
Kynar 500®/Hylar 5000® Finish


STANDARD COLORS



BLACK




CHARCOAL



COPPER PENNY



EVERGREEN



GUNMETAL



MISSION RED



STONE

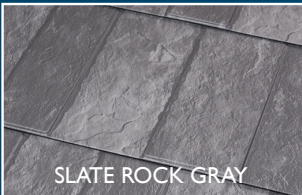


TIMBER

HIGH-DEF DESIGNER COLORS



SLATE ROCK BLUE



SLATE ROCK GRAY



SLATE ROCK GREEN



SLATE ROCK RED



AGED CEDAR



NEW CEDAR



WEATHERED CEDAR

*Actual color may differ. Ask your independent dealer for true color samples.

GreenAmericanHome.com



A DIVISION OF
ISAIAH INDUSTRIES, INC.

FOR MORE INFORMATION


GreenAmericanHome.com

info@greenamericanhome.com

888-705-5656


CENTURA IS A TRADEMARK OF U.S. STEEL





2/122 YUKON

A rock structure with an uneven surface, the facade is invigorated, without appearing unsettled.



US FORMLINER HEADQUARTERS

Do you have a question about our products and would like to get in touch? You can call us on the following number:

706.549.6787

US Formliner Inc.
370 Commerce Blvd.
Athens GA 30606
USA
Phone: 706.549.6787
www.reckli.com/en/usa/

DIMENSIONS

Uses	Dimensions (in)	Order Number
100	▲ 232.28 × ► 149.61	C 2122
10	▲ 232.28 × ► 49.21	E 2122

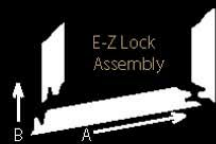
100-timer formliners are supplied in an individual dimension within the maximum indicated dimensions.

The specified widths of the 10-timer and 50-timer formliners are a fixed dimension and ensure the continuity of the structure in the case of linear patterns. The longitudinal direction of the pattern is variable and can be ordered from 1 m up to the maximum dimension in 10 cm steps.



PRECISION MITER JOINTS

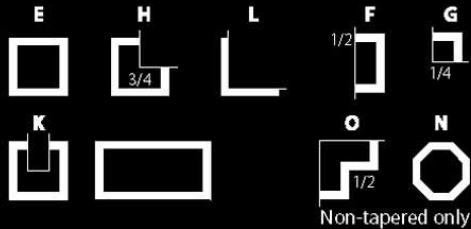
Vertical edges of Craftsman shafts (tapered, non-tapered, pedestal and newel post styles) all incorporate the E-Z Lock miter joint for consistently straight miters.




- 1. Glue both edges.
- 2. Slide first joint (A) together.
- 3. Slide second joint (B) together.
- 4. Nail, screw or clamp to hold assembly until glue is fully cured.

PLAN TYPES

Craftsman Series are available in the following plan types. Please specify when you order. (Customer may specify actual returns, wall thicknesses, etc.) Plan O & N are available only as non-tapered.



PANEL STYLES AVAILABLE



Endura-Craft® Craftsman Unfluted Tapered Square
Endura-Craft® Craftsman Raised Panels Tapered Square
Endura-Craft® Craftsman Tapered Square with Recessed Panels
Endura-Craft® Craftsman Non-tapered Square with Recessed Panels
Endura-Craft® Craftsman Raised Panels Non-tapered Square
Endura-Craft® Craftsman Unfluted Non-tapered Square
Endura-Craft® Craftsman Fluted Non-tapered Square



Home / Rolls of Screen - All Types / UltraVue Invisible Insect Screen / **UltraVue**



UltraVue
★★★★ (No reviews yet) [Write a Review](#)

\$45.44

Upc: 0741754947431
Availability: in-stock
Length: 25 ft
Color: Black
Material: Fiberglass
Estimated Ship Date: 1-2 Business Days

Size: *

24 in x 25 ft	24 in x 100 ft	30 in x 25 ft	30 in x 100 ft
36 in x 25 ft	36 in x 100 ft	48 in x 25 ft	
48 in x 100 ft	60 in x 25 ft	60 in x 100 ft	
72 in x 25 ft	72 in x 100 ft	96 in x 50 ft	96 in x 100 ft

Quantity:






-

1

+

ADD TO CART

ADD TO WISH LIST

Product Overview

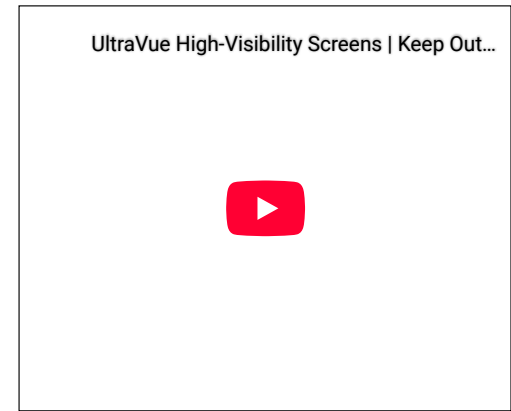
UltraVue High-Visibility Screen Mesh Roll

UltraVue allows a great view, see the view and not the screen. UltrVue screen provides increased airflow, clarity, and 29% better insect protection. UltraVue the most innovative insect screen available today. The innovative technology found in UltraVue window screen called Microban, a antimicrobial protection which works against bacteria, mold and mildew on the screen mesh. In addition UltraVue is Greenguard, indoor air quality certified. UltraVue produced by Phifer, is a trademarked fiberglass screening and has a coating of protective vinyl to promote lasting beauty, color and flexibility. UltraVue screen does not rust, corrode or stain. UltraVue has been tested against weathering.

Greenguard, indoor air quality certified. UltraVue produced by Phifer, is a trademarked fiberglass screening and has a coating of protective vinyl to promote lasting beauty, color and flexibility. UltraVue screen does not rust, corrode or stain. UltraVue has been tested against weathering.

Benefits


- A black mesh that offers more optical clarity for a crisper, brighter outward view
- Water Shed Technology™ repels water
- Dirt-resistant to prevent grime build-up
- Improves light transmittance in low-E glass windows
- Superior openness for optimal air flow
- GREENGUARD Gold certified



Specifications

- Color: Black
- Greenguard Certified
- Microban AntiMicrobial Protection

*UltraVue is not actually invisible or a clear mesh but appears invisible because of its finely woven construction, and when compared to the visibility that standard fiberglass offers. It is black in color and made of coated fiberglass.



Product Videos

Reviews

RELATED PRODUCTS

SIMULATED-DIVIDED-LIGHT GRILLES

Permanently bonded to the interior and exterior of the glass, simulated-divided-light grilles deliver the authentic look of individual panes of glass with better energy efficiency.

Full Light

3/4 Light

1/2 Light



Flush Glazed 2x3 Simulated-Divided-Light



- 1) Waivers for the use of TimberTech composite decking for the front porches and stairs at 37, 45, and 53 N Riverview St.
- 2) Waiver to use thin bricks made from original chimney bricks to clad restored chimney at 45 N Riverview St.
- 3) Waiver for the PVC column at 53 N Riverview St.