



# Dublin Police Department

## Quarterly Report

April - June 2025



# Agency Quarterly Activity

April – June 2025

## Focus & Results

### Goal #1: Enhance our readiness and demonstrate our ability to effectively respond to and successfully resolve critical incidents and/or major crimes

- > Total Part I violent crimes YTD decreased from 2024 by 5.9% (2025=16; 2024=17)
- > 2.08% decrease in reported crimes YTD from 2024 (2025=282; 2024=288)
- > Successfully responded to changing crime trends identified in the city

### Goal #2: Reduce theft offenses throughout the city

- > 22.0% decrease in theft offenses from 2024 YTD (2025=124; 2024=159)
- > 5.8% decrease in thefts from vehicles from 2024 YTD (2025=49; 2024=52)
- > Increase in motor vehicle theft or attempts from 2024 YTD (2025=38; 2024=29)
- > 22.2% decrease in burglaries and B&Es from 2023 YTD (2025=21; 2024=27)

### Goal #3: Improve overall traffic safety in the city

- > 3.9% increase in traffic crashes from 2024 YTD (2025=372; 2024=358)
- > 0.0% change in serious injury traffic crashes from 2024 YTD (2025=11; 2024=11)
- > 9.1% decrease in OVI related traffic crashes from 2024 YTD (2025=10; 2024=11)
- > 3.8% decrease in OVI related arrests from 2024 YTD (2025=100; 2024=104)

### Goal #4: Enhance and demonstrate our ability to effectively address issues of significant community concern

The department continues to target areas that have seen an increase in theft from vehicle activity, complaints related to parking garages in the Historic Dublin and Bridge Park areas and continue enforcement efforts throughout the city with traffic and/or speeding concerns.

## Personnel Highlights

The following staffing changes occurred during the second quarter of 2025:

### New Hires

- 3 Communications Technicians
- 1 Police Officer

### Retirement:

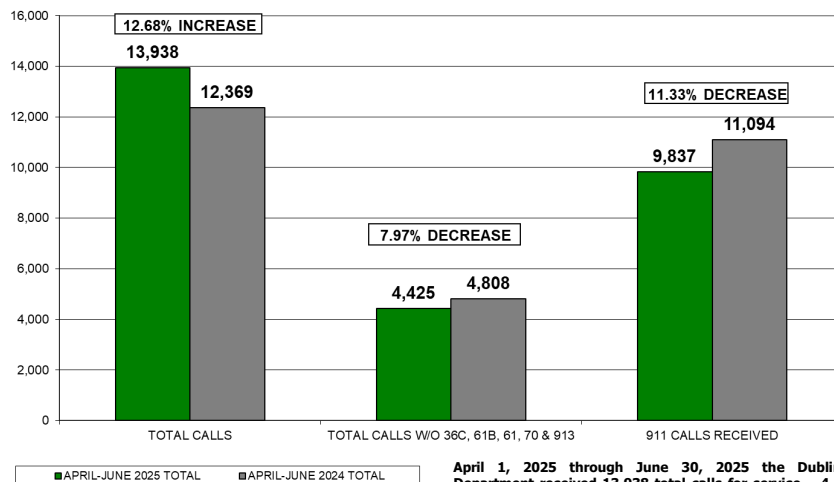
1 Police Officer (Detective) Detective Jason Murphy had an extraordinary law enforcement career and was an exceptional member of the Dublin Police Department for 30 years beginning his career with the department in 1995. He was a consummate police professional and experienced detective who made a positive difference for countless community members and victims of crime ensuring that Dublin was a safer community through his outstanding work!

### Staffing Levels

	Authorized	Actual
Chief of Police	1	1
Deputy Chief	3	2
Police Lieutenant	6	6
Police Sergeant	9	9
Police Officer	58	57
Law Enforcement Planner	1	1
Public Safety Intelligence Analyst	1	0
Professional Standards Manager	1	1
Administrative Support III	1	1
Records Supervisor	1	1
Records Technician II	3	3
Records Technician I	1	1
Police Property Technician	1	1
Operations Manager	1	1
Communications Manager	3	2
Communications Supervisor	6	3
CAD Manager	1	1
Communications System Specialist	1	1
Communications Technician	29	27
<b>Totals</b>	<b>128</b>	<b>119</b>

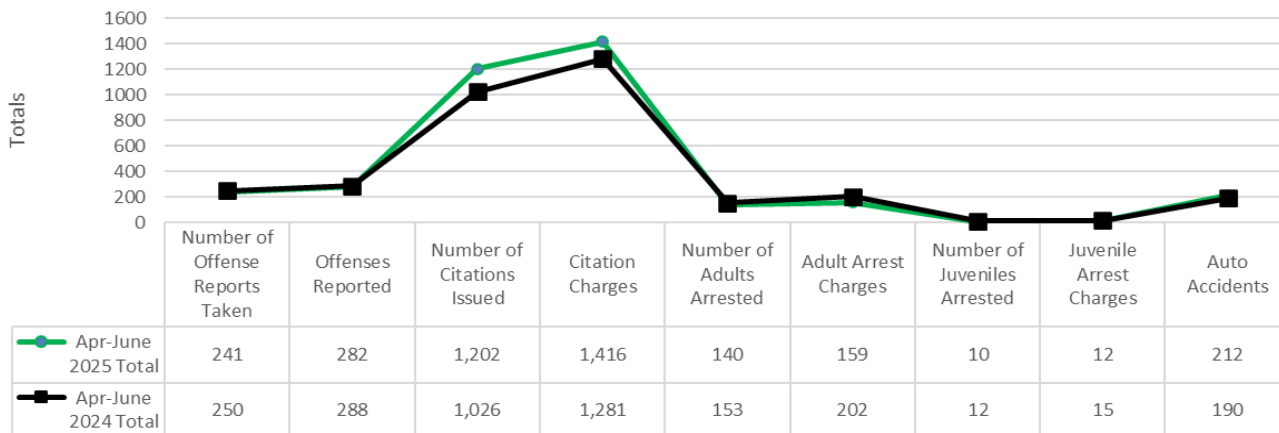
## CALLS FOR SERVICE

APRIL 1, 2025 - JUNE 30, 2025

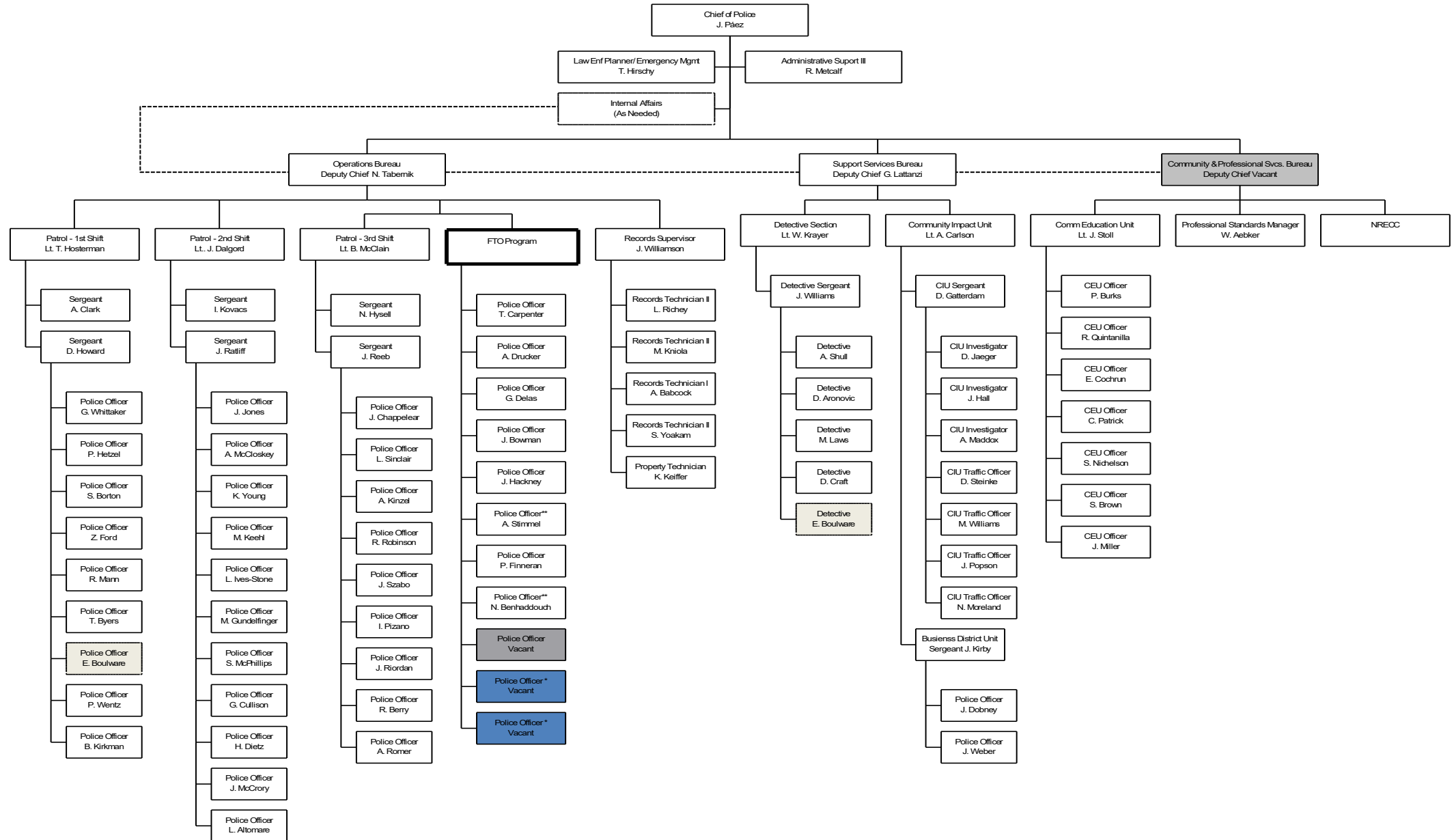


April 1, 2025 through June 30, 2025 the Dublin Police Department received 13,938 total calls for service – 4,425 calls were citizen initiated. The average response time for citizen initiated calls was 7 minutes with an average time of 57 minutes to handle the call.

## April - June 2025 Other Reported Activity



# City of Dublin - Police Department - Organizational Chart - Standard 11.1.1

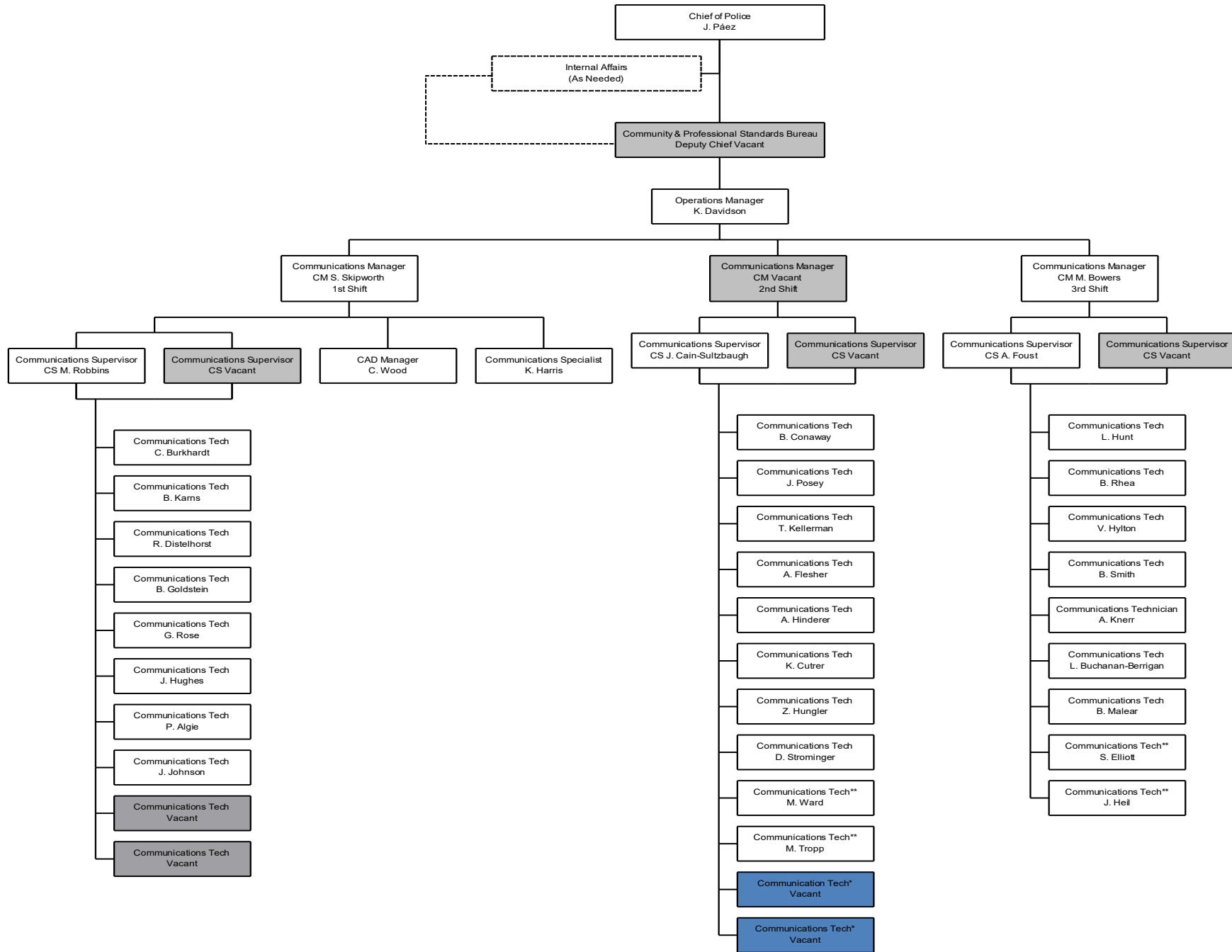


\* Two additional police officer positions temporarily authorized to allow for future anticipated retirements.

\*\* Officer in training academy

Transitioning to Detective later this year

# City of Dublin - NRECC - Organizational Chart - Standard 11.1.1



\* Two additional communications technician positions temporarily above authorized to allow for future anticipated retirements.

\*\*Communications Technicians currently in training

Revised: May 2025  
Replaces: March 2025  
P&P 103.02

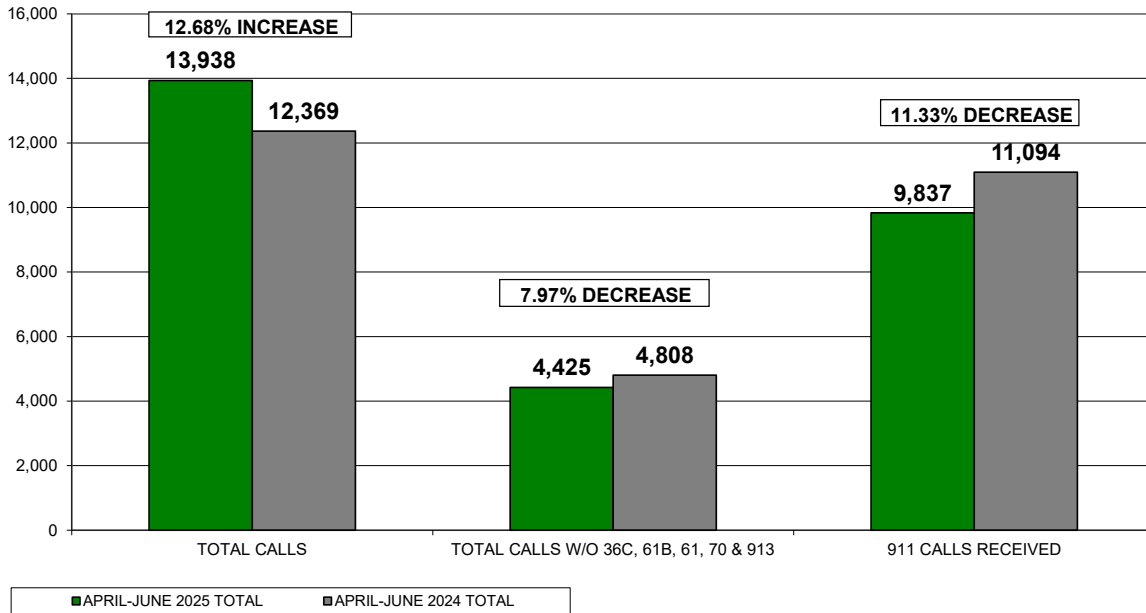
**CALLS FOR SERVICE SUMMARY**  
**APRIL - JUNE, 2025**

CODE# & DESCRIPTION	DISTRICTS						DISTRICT 0	JUNE 2025 TOTAL	2025 YTD	VS.	JUNE 2024 TOTAL	2024 YTD
	001	002	003	004	005	006	MUTUAL AID OUTSIDE					
10-ASSIST OTHER AGENCY	7	8	6	18	14	2	61	116	198		97	213
100-BOMB THREAT	0	0	0	1	0	0	0	1	1		0	0
102-NARCOTICS	3	5	1	3	2	1	1	16	22		12	33
12-BURGLARY	2	1	3	3	1	0	0	10	20		15	28
12AL BURGLAR ALARM	69	77	83	77	57	41	0	404	820		520	985
12B-OPEN DOOR OR WINDOW	2	1	2	8	5	1	0	19	28		18	37
13-MISCELLANEOUS CALL	61	44	48	167	55	33	30	438	845		571	1,016
13B-BANK ESCORT	0	0	0	0	0	0	0	0	0		0	1
13C-COMMUNITY SERVICE EVENT	7	3	0	8	4	3	0	25	37		24	25
13T-PRISONER TRANSPORT	0	0	0	3	0	0	0	3	9		11	17
14-FRAUD BAD CHECK	3	11	16	15	13	2	0	60	129		71	147
15-WARRANT SERVICE	10	2	1	14	1	0	11	39	58		48	87
16-DECEASED PERSON	2	3	1	2	0	0	0	8	15		7	12
16A-DECEASED ANIMAL	5	5	7	4	3	0	0	24	30		6	14
18-ANIMAL BITE	0	1	1	1	1	2	0	6	7		10	14
18A-ANIMAL COMPLAINT	9	17	16	28	25	2	0	97	159		113	170
18B-BARKING DOG	1	4	0	2	1	0	0	8	16		5	6
2-ACCIDENT NON INJURY	30	65	14	45	96	11	2	263	512		272	510
20-DOMESTIC	6	2	1	0	2	1	0	12	28		9	25
24-INTOXICATED PERSON	1	2	1	2	1	13	0	20	42		28	44
24A -OMVI	4	29	3	5	10	12	21	84	148		89	177
26-FIGHT	0	3	1	2	0	1	0	7	8		0	5
28-FIRE RUN	1	1	0	5	5	5	1	18	37		15	31
29-EMS RUN	9	11	4	34	6	14	0	78	151		72	142
2A-HIT SKIP NON INJURY	8	17	3	13	12	8	0	61	101		74	127
2P-ACCIDENT PRIVATE PROPERTY	4	12	5	18	6	7	0	52	101		43	100
30-VICE COMPLAINT	1	0	0	0	0	0	0	1	1		2	3
34-JUVENILE COMPLAINT	9	5	20	28	12	22	0	96	138		129	184
36-THEFT	12	28	9	25	17	5	0	96	184		106	258
36B-FOUND PROPERTY	10	11	12	27	12	7	0	79	126		74	126
36C-COURTESY CARD	2	9	3	3	5	0	1	23	34		28	71
38-MISSING PERSON	1	1	8	4	4	0	0	18	35		23	44
38A-MISSING PERSON RETURNED	0	0	0	3	1	0	0	4	4		4	8
4-ACCIDENT INJURIES	8	14	7	11	19	3	1	63	96		67	123
40-PERSON WITH A GUN	0	3	0	2	0	0	0	5	6		3	3
40A-PERSON WITH A KNIFE	0	0	0	1	0	0	0	1	1		0	0
42-UNKNOWN CIRCUMSTANCES	1	1	1	3	3	11	0	20	38		26	42
42-UNKNOWN EMERGENCY	2	3	1	5	6	2	0	19	25		13	19
42A-911 HANG UP CALL	11	9	7	13	7	12	0	59	103		50	107
44-OFFICER IN TROUBLE	1	0	0	0	0	0	1	2	2		2	3
46-PROWLER	0	0	0	1	0	0	0	1	1		0	0
48-RAPE	2	0	0	1	0	0	0	3	3		4	6
48B-SEX OFFENSE	4	3	1	2	2	0	0	12	16		14	28
4A-HIT SKIP INJURY	0	1	0	0	1	0	0	2	2		1	2
4F-ACCIDENT FATAL	0	0	0	0	0	1	0	1	1		2	2
4P-ACCIDENT PRIV PROP INJURY	2	0	0	0	0	0	0	2	4		1	6
50-ROBBERY	1	0	0	0	0	1	0	2	2		1	2
50ALB-ROBBERY ALARM BUSINESS	4	4	1	7	2	2	0	20	31		18	38
50ALR-ROBBERY ALARM RESIDENCE	0	1	8	4	3	0	0	16	31		20	31
50ALS-SCHOOL ALARM	0	0	0	0	0	0	0	0	1		0	0
52-SHOOTING	0	0	0	0	0	0	0	0	0		0	1
52A-SHOTS FIRED	1	0	1	1	0	0	0	3	9		4	12
54-STABBING	0	0	0	0	0	0	0	0	2		0	0
56-STOLEN VEHICLE	3	8	1	6	1	2	0	21	46		20	30
56B-RECOVERED STOLEN VEHICLE	0	4	1	10	2	0	4	21	32		19	33
58-SUICIDE	0	0	0	0	0	1	1	2	4		1	1
58A-SUICIDE ATTEMPT	3	3	2	3	4	2	0	17	37		19	34
60-SUSPICIOUS PERSON	54	58	38	58	32	57	4	301	547		395	686
60A-SUSPICIOUS VEHICLE	22	32	3	20	14	16	2	109	206		89	160
61-HOUSE CHECK	37	47	106	66	88	0	0	344	1,108		275	562
61A-EXTRA PATROL	11	7	12	22	8	6	0	66	127		58	138
61B-TARGET PATROL	2,319	999	100	535	715	571	93	5,332	10,802		3,507	7,376
62-TRAFFIC DETAIL	3	2	0	4	7	7	1	24	28		22	33
64-VANDALISM	3	0	3	6	8	6	0	26	55		39	83
70-TRAFFIC VIOLATOR	530	714	168	329	450	373	419	2,983	5,989		2,611	5,231
72-SPEEDER OR RECKLESS DRIVER	21	63	21	31	108	43	42	329	583		368	614
74-DISABLED OR MOTORIST ASSIST	25	30	11	11	52	7	7	143	286		129	264
76-VEHICLE BLOCKING	14	33	8	21	31	15	4	126	233		141	270
76A-PARKING VIOLATOR	13	9	26	32	11	76	0	167	352		136	183

**CALLS FOR SERVICE SUMMARY**  
**APRIL - JUNE, 2025**

CODE# & DESCRIPTION	DISTRICTS						DISTRICT 0 MUTUAL AID OUTSIDE	JUNE 2025 TOTAL	2025 YTD	VS.	JUNE 2024 TOTAL	2024 YTD
	001	002	003	004	005	006						
78-VEHICLE LOCKOUT	11	13	12	25	13	8	2	84	143		106	183
8-ASSAULT	1	10	0	11	3	2	0	27	43		14	29
80-ROADWAY OBSTRUCTION	17	25	9	9	38	2	0	100	189		90	156
8A-MENACING THREATS	4	2	3	7	1	1	0	18	31		21	37
8B-TELEPHONE HARASSMENT	3	2	0	1	1	0	0	7	22		16	41
90-DISTURBANCE 2 UNITS	34	41	25	50	34	30	3	217	386		209	416
90A-DISTURBANCE 1 UNIT	20	21	23	56	15	28	1	164	257		181	252
913-FOOT PATROL	61	143	20	258	71	160	118	831	1,703		1,140	2,372
96-BEHAVIORAL HEALTH	13	15	6	23	3	2	0	62	107		41	100
<b>TOTAL CALLS</b>	<b>3,538</b>	<b>2,698</b>	<b>894</b>	<b>2,213</b>	<b>2,124</b>	<b>1,640</b>	<b>831</b>	<b>13,938</b>	<b>27,734</b>		<b>12,369</b>	<b>24,369</b>
<b>TOTAL CALLS W/O 36C, 61B, 61, 70 &amp; 913</b>	<b>589</b>	<b>786</b>	<b>497</b>	<b>1,022</b>	<b>795</b>	<b>536</b>	<b>200</b>	<b>4,425</b>	<b>8,098</b>		<b>4,808</b>	<b>8,757</b>
<b>911 CALLS RECEIVED</b>								<b>9,837</b>	<b>18,642</b>		<b>11,094</b>	<b>21,005</b>

**CALLS FOR SERVICE**  
**APRIL 1, 2025 - JUNE 30, 2025**



The average response time of citizen initiated calls was 7 minutes with an average time of 57 minutes to handle the call.

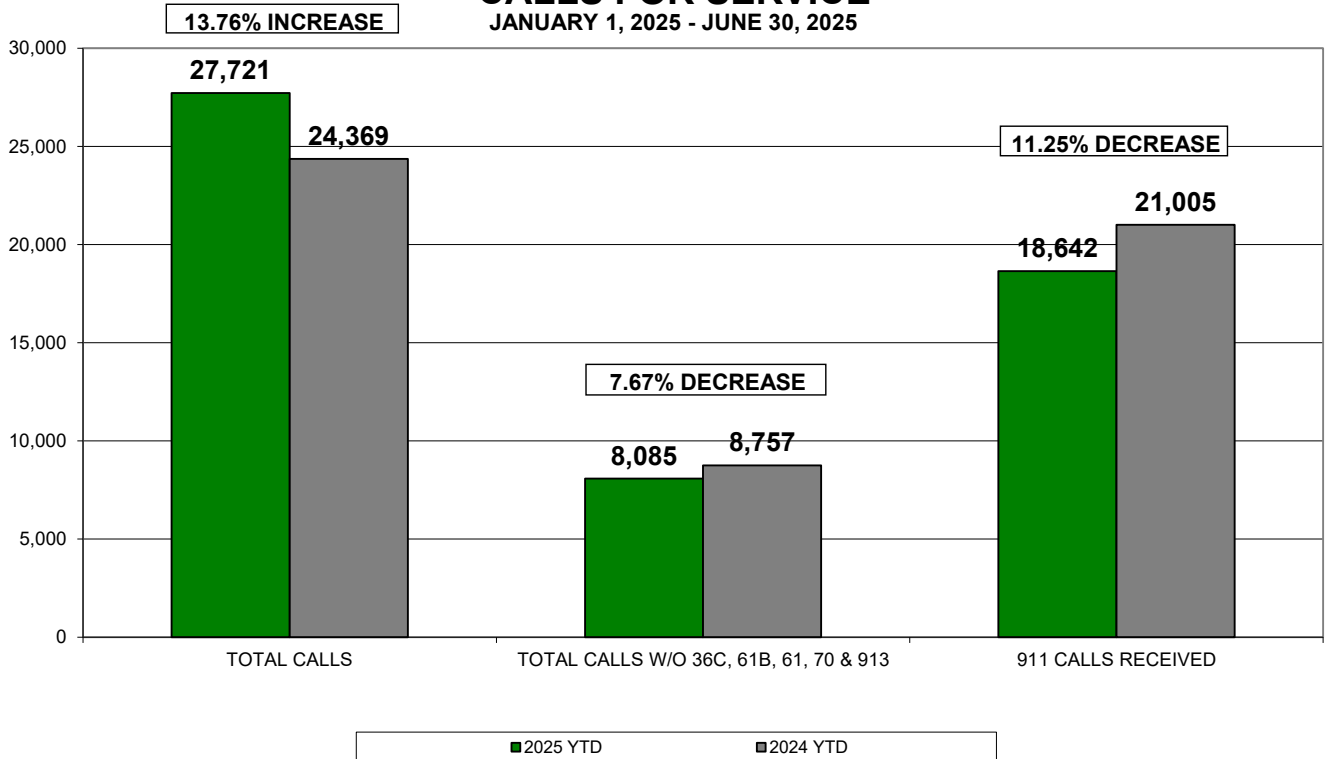
**CALLS FOR SERVICE SUMMARY**  
**JANUARY - JUNE, 2024**

CODE# & DESCRIPTION	DISTRICTS						DISTRICT 0	2025 YTD	VS.	2024 YTD
	001	002	003	004	005	006	MUTUAL AID OUTSIDE			
10-ASSIST OTHER AGENCY	11	11	8	29	23	5	111	198		213
100-BOMB THREAT	0	0	0	1	0	0	0	1		0
102-NARCOTICS	4	6	1	7	2	1	1	22		33
12-BURGLARY	4	3	4	5	3	1	0	20		28
12AL BURGLAR ALARM	126	183	146	169	118	77	0	819		985
12B-OPEN DOOR OR WINDOW	2	3	6	9	6	2	0	28		37
13-MISCELLANEOUS CALL	106	84	74	349	102	56	64	835		1,016
13B-BANK ESCORT	0	0	0	0	0	0	0	0		1
13C-COMMUNITY SERVICE EVENT	9	3	0	15	5	5	0	37		25
13T-PRISONER TRANSPORT	0	0	0	8	0	0	1	9		17
14-FRAUD BAD CHECK	9	23	30	42	23	2	0	129		147
15-WARRANT SERVICE	10	4	1	27	2	0	14	58		87
16-DECEASED PERSON	3	3	2	5	2	0	0	15		12
16A-DECEASED ANIMAL	6	7	9	5	3	0	0	30		14
18-ANIMAL BITE	1	1	1	1	1	2	0	7		14
18A-ANIMAL COMPLAINT	15	26	30	50	36	2	0	159		170
18B-BARKING DOG	2	8	1	2	2	1	0	16		6
2-ACCIDENT NON INJURY	54	126	27	78	196	27	4	512		510
20-DOMESTIC	10	5	2	2	6	2	0	27		25
24-INTOXICATED PERSON	5	10	2	4	2	19	0	42		44
24A -OMVI	6	52	4	9	20	15	41	147		177
26-FIGHT	0	3	1	3	0	1	0	8		5
28-FIRE RUN	4	6	5	5	8	8	1	37		31
29-EMS RUN	20	25	11	58	17	20	0	151		142
2A-HIT SKIP NON INJURY	10	27	5	20	25	12	2	101		127
2P-ACCIDENT PRIVATE PROPERTY	13	22	10	35	10	11	0	101		100
30-VICE COMPLAINT	1	0	0	0	0	0	0	1		3
34-JUVENILE COMPLAINT	12	9	31	38	16	32	0	138		184
36-THEFT	28	50	13	46	32	14	1	184		258
36B-FOUND PROPERTY	17	16	17	49	15	12	0	126		126
36C-COURTESY CARD	2	12	3	9	6	1	1	34		71
38-MISSING PERSON	1	7	11	6	8	2	0	35		44
38A-MISSING PERSON RETURNED	0	0	0	3	1	0	0	4		8
4-ACCIDENT INJURIES	15	25	9	12	31	3	1	96		123
40-PERSON WITH A GUN	0	3	0	2	0	1	0	6		3
40A-PERSON WITH A KNIFE	0	0	0	1	0	0	0	1		0
42-UNKNOWN CIRCUMSTANCES	5	3	4	4	6	16	0	38		42
42-UNKNOWN EMERGENCY	3	5	2	5	8	2	0	25		19
42A-911 HANG UP CALL	15	14	9	20	17	28	0	103		107
44-OFFICER IN TROUBLE	1	0	0	0	0	0	1	2		3
46-PROWLER	0	0	0	1	0	0	0	1		0
48-RAPE	2	0	0	1	0	0	0	3		6
48B-SEX OFFENSE	6	3	1	3	3	0	0	16		28
4A-HIT SKIP INJURY	0	1	0	0	1	0	0	2		2
4F-ACCIDENT FATAL	0	0	0	0	0	1	0	1		2
4P-ACCIDENT PRIV PROP INJURY	2	1	0	1	0	0	0	4		6
50-ROBBERY	1	0	0	0	0	1	0	2		2
50ALB-ROBBERY ALARM BUSINESS	9	4	1	11	3	3	0	31		38
50ALR-ROBBERY ALARM RESIDENCE	1	2	15	6	7	0	0	31		31
50ALS-SCHOOL ALARM	0	1	0	0	0	0	0	1		0
52-SHOOTING	0	0	0	0	0	0	0	0		1
52A-SHOTS FIRED	1	1	2	2	2	0	1	9		12
54-STABBING	0	0	2	0	0	0	0	2		0
56-STOLEN VEHICLE	7	16	1	10	7	5	0	46		30
56B-RECOVERED STOLEN VEHICLE	1	6	1	15	3	1	5	32		33
58-SUICIDE	0	0	0	0	2	1	1	4		1
58A-SUICIDE ATTEMPT	7	8	6	6	7	3	0	37		34
60-SUSPICIOUS PERSON	108	112	57	104	61	99	6	547		686
60A-SUSPICIOUS VEHICLE	47	59	7	28	21	40	3	205		160
61-HOUSE CHECK	130	245	251	213	269	0	0	1,108		562

**CALLS FOR SERVICE SUMMARY**  
**JANUARY - JUNE, 2024**

CODE# & DESCRIPTION	DISTRICTS						DISTRICT 0	2025 YTD	VS.	2024 YTD
	001	002	003	004	005	006	MUTUAL AID OUTSIDE			
61A-EXTRA PATROL	19	16	26	38	19	9	0	127		138
61B-TARGET PATROL	4,738	2,141	236	1,129	1,313	1,087	158	10,802		7,376
62-TRAFFIC DETAIL	4	2	0	5	8	7	2	28		33
64-VANDALISM	12	4	5	11	13	10	0	55		83
70-TRAFFIC VIOLATOR	1,096	1,331	379	789	890	717	787	5,989		5,231
72-SPEEDER OR RECKLESS DRIVER	36	114	34	47	200	64	88	583		614
74-DISABLED OR MOTORIST ASSIST	41	64	18	18	118	11	16	286		264
76-VEHICLE BLOCKING	29	60	14	37	54	30	9	233		270
76A-PARKING VIOLATOR	21	43	29	84	18	156	1	352		183
78-VEHICLE LOCKOUT	22	29	15	40	24	11	2	143		183
8-ASSAULT	3	13	2	18	4	4	0	44		29
80-ROADWAY OBSTRUCTION	31	52	16	17	69	3	1	189		156
8A-MENACING THREATS	7	4	5	10	2	3	0	31		37
8B-TELEPHONE HARASSMENT	4	3	4	8	2	1	0	22		41
90-DISTURBANCE 2 UNITS	65	73	43	79	56	65	5	386		416
90A-DISTURBANCE 1 UNIT	32	33	44	77	27	42	2	257		252
913-FOOT PATROL	159	266	68	551	117	325	217	1,703		2,372
96-BEHAVIORAL HEALTH	23	22	10	40	6	6	0	107		100
<b>TOTAL CALLS</b>	<b>7,194</b>	<b>5,514</b>	<b>1,771</b>	<b>4,532</b>	<b>4,078</b>	<b>3,085</b>	<b>1,547</b>	<b>27,721</b>		<b>24,369</b>
<b>TOTAL CALLS W/O 36C, 61B, 61, 70 &amp; 913</b>	<b>1,069</b>	<b>1,519</b>	<b>834</b>	<b>1,841</b>	<b>1,483</b>	<b>955</b>	<b>384</b>	<b>8,085</b>		<b>8,757</b>
<b>911 CALLS RECEIVED</b>								<b>18,642</b>		<b>21,005</b>

**CALLS FOR SERVICE**  
**JANUARY 1, 2025 - JUNE 30, 2025**



The average response time of citizen initiated calls was 7 minutes with an average time of 56 minutes to handle the call.



**OFFENSE REPORT SUMMARY**

<b>ACTUAL NUMBER OF OFFENSE REPORTS</b>	<b>APRIL-JUNE 2025</b>	<b>2025 YTD</b>	<b>VS</b>	<b>APRIL-JUNE 2024</b>	<b>2024 YTD</b>
<b>TOTAL</b>	<b>241</b>	<b>459</b>		<b>250</b>	<b>533</b>

<b>GROUP A</b>	<b>DEPARTMENT CLASSIFICATION</b>	<b>IBR CODE</b>	<b>APRIL-JUNE 2025</b>	<b>2025 YTD</b>	<b>APRIL-JUNE 2024</b>	<b>2024 YTD</b>
	AGGRAVATED ASSAULT	13A	1	6	4	10
	ANIMAL CRUELTY	720	0	0	1	1
	ARSON	200	0	1	2	2
	ASSISTING OR PROMOTING PROSTITUTION	40B	0	2	0	0
	BURGLARY/BREAKING AND ENTERING	220	11	21	14	27
	COUNTERFEITING/FORGERY	250	1	1	3	5
	CREDIT CARD/AUTOMATIC TELLER MACHINE FRAUD	26B	4	5	0	1
	DISTRUCTION/DAMAGE/VANDALISM OF PROPERTY	290	14	35	23	62
	DRUG EQUIPMENT VIOLATIONS	35B	5	11	5	18
	DRUG/NARCOTIC VIOLATIONS	35A	13	23	10	27
	EXTORTION/BLACKMAIL	210	2	4	0	0
	FALSE PRETENSES/SWINDLE/CONFIDENCE GAME	26A	4	16	3	9
	FORCIBLE FONDLING	11D	5	7	3	7
	FORCIBLE RAPE	11A	5	6	5	9
	HACKING/COMPUTERINVASION	26G	0	0	0	1
	IDENTITY FRAUD	26F	6	11	3	10
	IMPERSONATION	26C	0	0	0	0
	INTIMIDATION	13C	21	26	20	29
	KIDNAPPING/ABDUCTION/UNLAWFUL RESTRAINT	100	0	1	1	1
	MURDER AND NON-NEGLIGENT MANSLAUGHTER	09A	0	1	0	0
	MOTOR VEHICLE THEFT	240	19	38	19	29
	PORNOGRAPHY/OBSCENE MATERIAL	370	1	4	3	3
	RECEIVING STOLEN PROPERTY	280	4	9	4	11
	ROBBERY	120	3	5	1	2
	SIMPLE ASSAULT	13B	37	59	16	44
	THEFT - ALL OTHER LARCENY	23H	24	50	31	72
	THEFT - POCKET-PICKING	23A	0	0	0	0
	THEFT - PURSE-SNATCHING	23B	0	0	0	0
	THEFT - SHOPLIFTING	23C	4	13	15	22
	THEFT - THEFT FROM BUILDING	23D	5	14	7	13
	THEFT - THEFT FROM MOTOR VEHICLE	23F	17	41	19	47
	THEFT - THEFT OF VEHICLE PARTS OR ACCESSORIES	23G	6	8	3	5
	WEAPON LAW VIOLATIONS	520	8	15	2	9
	WELFARE FRAUD	26D	0	0	0	0
	WIRE FRAUD	26E	0	0	0	0
<b>TOTAL GROUP A</b>			<b>220</b>	<b>433</b>	<b>217</b>	<b>476</b>

<b>GROUP B</b>	<b>DEPARTMENT CLASSIFICATION</b>	<b>IBR CODE</b>	<b>APRIL-JUNE 2025</b>	<b>2025 YTD</b>	<b>APRIL-JUNE 2024</b>	<b>2024 YTD</b>
	BAD CHECKS	90A	0	1	0	1
	CURFEW/LOITERING/VAGRANCY VIOLATIONS	90B	2	2	0	0
	DISORDERLY CONDUCT	90C	10	17	4	11
	DRIVING UNDER THE INFLUENCE	90D	30	52	47	92
	LIQUOR LAW VIOLATIONS	90G	0	3	2	6
	VOYEURISM	90H	0	0	0	2
	RUNAWAY	90I	2	2	1	1
	TRESPASS OF REAL PROPERTY	90J	4	12	6	9
	ALL OTHER OFFENSES	90Z	14	25	11	28
<b>TOTAL GROUP B</b>			<b>62</b>	<b>114</b>	<b>71</b>	<b>150</b>

<b>TOTAL OFFENSES</b>	<b>282</b>	<b>547</b>	<b>288</b>	<b>626</b>
-----------------------	------------	------------	------------	------------

**TRAFFIC ENFORCEMENT SUMMARY**

<b>NUMBER OF CITATIONS ISSUED</b>	<b>APRIL-JUNE 2025</b>	<b>2025 YTD</b>	<b>APRIL-JUNE 2024</b>	<b>2024 YTD</b>
<b>TOTAL</b>	<b>1,202</b>	<b>2,466</b>	<b>1,026</b>	<b>2,101</b>

<b>TYPE OF CITATION &amp; SECTION#</b>	<b>APRIL-JUNE 2025</b>	<b>2025 YTD</b>	<b>APRIL-JUNE 2024</b>	<b>2024 YTD</b>
ACDA	43	78	45	79
ASSURED CLEAR DISTANCE, SPEED/ACDA	6	14	4	8
CHILD RESTRAINT SYSTEM REQUIRED	0	1	0	0
CHILD RESTRAINT SYSTEM, EXCEPTIONS	0	1	2	2
CHILD SUPPORT (SUS)	0	0	1	1
COMPLIANCE WITH LAWFUL ORDER OF POLICE OFFICER; FLEEING	1	1	0	1
CONDITION WHEN VEHICLE LEFT UNATTENDED	1	1	0	0
CRIMINAL OFFENSES	1	1	1	1
DISPLAY LICENSE/VALIDATION	0	0	4	6
DISPLAY OF LICENSE PLATES	58	167	50	115
DIVIDED ROADWAYS	2	8	2	4
DRIVER LICENSE SUSPENDED	0	1	3	5
DRIVING ON BERM	1	1	0	0
DRIVING SIDEWALK/LAWN	1	1	0	0
DRIVING THROUGH SAFETY ZONE	1	1	0	0
DRIVING TO LEFT OF CENTER OF ROADWAY	0	0	0	1
DRIVING UNDER SUSPENSION OR VIOLATION OF LICENSE RESTRICTION	9	16	8	17
DRIVING UNSAFE VEHICLE	0	0	0	1
DRIVING UPON CLOSED ROADWAY	2	2	0	0
DRIVING UPON DIVIDED ROADWAYS	2	2	1	3
DRIVING WHILE UNDER THE INFLUENCE OF ALCOHOL/ DRUGS	67	120	61	120
DRIVING WHILE UNDER THE INFLUENCE OF ALCOHOL/ DRUGS JUVENILE	0	0	1	1
DRIVING WITH TEMP PERMIT W/O LICENSED DRIVER	0	1	4	4
DRIVING WITHIN MARKED LANES	13	24	11	23
DUS - 12 POINT SUSPENSION	0	2	1	1
DUS - FRA	50	111	33	61
DUS - OVI COURT SUSPENSION	4	5	0	4
DUS - OVI SUSPENSION	4	10	3	6
DUS- FAIL TO REINSTATE	2	7	3	4
DUS NON COMPLIANCE SUSPENSION	4	8	1	5
DUS OR VIOLATION OF LICENSE RESTRICTION	9	22	1	10
EARPHONES ON OPERATOR PROHIBITED	0	0	1	1
EXP REGISTRATION	5	11	2	5
FAILIURE TO REGISTER	0	1	0	1
FAIL TO CONTROL	9	12	8	18
FAIL TO STOP AT RED LIGHT	0	3	0	0
FAIL TO YIELD-PRIVATE DRIVE	4	10	0	0
FAILURE TO CONTROL	37	69	30	52
FAILURE TO REGISTER	0	0	0	1
FAILURE TO REINSTATE OL	11	22	10	15
FAILURE TO YIELD RIGHT OF WAY	2	3	0	0
FAULTY EXHAUST SYSTEM	0	0	1	1
FICTIOUS PLATES	1	1	4	4
FLASHING RED LIGHT	0	0	0	1
FOLLOW/PARK TOO CLOSE TO EMERGENCY VEH.	0	0	4	8
FOLLOWING TOO CLOSELY	1	2	0	0
FTY - EMERGENCY VEHICLE	1	1	0	0
FTY - STOPPED CRUISER	1	2	3	4
FTY - TURNING LEFT	6	12	11	20
HEADLIGHT ILLUMINATION REQUIREMENTS	0	0	0	1
HEADLIGHTS ON MOTOR VEHICLES AND MOTORCYCLES	2	2	0	0
HIT/SKIP - CODE 2/4	2	3	2	4
HIT/SKIP - CODE 2P/4P	0	1	0	0
IMPROPER BACKING AND STARTING	1	1	0	0
IMPROPER PASSING	0	0	1	1
IMPROPER TURNS AT INTERSECTION	1	1	0	1
INATTENTION	0	1	0	0
JUNK VEHICLE	0	0	0	1
JUVENILE TRAFFIC OFFENDER	3	3	0	0
LANE CHANGE - UNSAFE	13	20	7	18
LANES OF TRAVEL UPON ROADWAYS	2	3	1	2

**TRAFFIC ENFORCEMENT SUMMARY**

<b>NUMBER OF CITATIONS ISSUED</b>	<b>APRIL-JUNE 2025</b>	<b>2025 YTD</b>	<b>APRIL-JUNE 2024</b>	<b>2024 YTD</b>
<b>TOTAL</b>	<b>1,202</b>	<b>2,466</b>	<b>1,026</b>	<b>2,101</b>

<b>TYPE OF CITATION &amp; SECTION#</b>	<b>APRIL-JUNE 2025</b>	<b>2025 YTD</b>	<b>APRIL-JUNE 2024</b>	<b>2024 YTD</b>
LEAVING THE SCENE OF AN ACCIDENT	2	3	0	0
LEFT OF CENTER	10	12	10	21
LICENSE FORFEIT	1	4	4	4
LIGHTED HEADLIGHTS	5	10	4	7
LIGHTS ON PARKED OR STOPPED VEHICLES	1	1	0	0
LOADS DROPPING - LEAKING; TRACKNG MUD	0	1	1	1
LOUD NOISE FROM A MOTOR VEHICLE	0	0	1	1
MARKED LANES	0	10	0	0
MUFFLERS; EXCESS SMOKE OR GAS	2	2	0	0
MV STOP LIGHTS	6	7	2	4
NO LICENSE PLATE LIGHT	1	1	3	5
NO OPERATOR `S LICENSE	92	165	90	151
NO OPS	0	50	0	38
NON COMPLIANCE SUSPENSION	5	8	6	16
NUMBER OF LIGHTS PERMITTED, RED & FLASHING LIGHTS	1	1	0	0
OBEYING TRAFFIC CONTROL DEVICES	30	37	6	10
OBSCURED PLATES	0	1	0	2
OCCUPENT RESTRAINING DEVICES	0	1	2	2
OPEN CONTAINER LIQUOR	0	0	1	1
OPERATING MV OR MOTORCYCLE WITHOUT VALID LICENSE	2	10	5	12
OPERATING UNDER SUSPENSION	2	2	0	0
OPERATON OF VEHICLE OTHER THAN BICYCLE ON SIDEWALK	0	0	1	1
OVI PER SE	0	0	0	1
OVI PER SE BREATH (.17 + (SUPER)	3	7	4	10
OVI REFUSAL (PRIOR W/20 YRS)	1	1	0	0
OVI REFUSAL CONVICTION (PRIOR W/20 YRS)	6	10	10	22
OVI, BREATH	8	17	9	19
OWNER OR OPERATOR ALLOWING ANOTHER TO DRIVE	2	2	0	0
PARADES AND ASSEMBLAGES	0	0	0	1
PASSING - DOUBLE YELLOW	0	1	1	1
PASSING WITHOUT SAFETY	0	0	0	1
PROHIBITED ACTS	1	2	1	2
PROHIBITED U-TURN	0	1	1	1
PROVIDING FALSE INFORMATION TO POLICE OFFICER	0	0	1	1
REAR VIEW MIRRORS	0	1	0	0
RECKLESS OPERATION	2	5	2	2
RECKLESS OPERATION - PRIVATE	1	1	2	3
RECKLESS OPERATION - ROADWAY	0	0	1	1
RIGHT OF WAY AT INTERSECTIONS	0	0	1	1
RIGHT OF WAY RULE WHEN TURNING LEFT	3	3	1	2
RIGHT OF WAY YIELDED TO PEDESTRIAN ON SIDEWALK	1	1	0	0
RIGHT OF WAY/LEFT	2	4	2	6
RIGHT-OF-WAY ON ROADWAY	1	2	2	6
ROUTE AND LOAD INFORMATION	0	1	0	0
RULES FOR TURNS AT INTERSECTIONS	1	3	2	5
RULES GOVERNING OVERTAKING AND PASSING OF VEHICLES	0	1	0	1
SEAT BELTS REQUIRED	0	1	1	2
SIGNAL LIGHTS	4	7	6	9
SLOW SPEED	3	4	2	15
SPEED - SCHOOL ZONE	82	204	53	164
SPEED - SLOW	0	1	0	2
SPEED LIMIT	577	1,131	619	1,226
SQUEALING TIRES - NOISE	5	9	2	2
STARTING AND BACKING VEHICLE	5	0	4	1
STOP AND YIELD SIGNS	0	7	0	6
STOP AT SIDEWALK AREAS	0	1	0	0
STOP SIGN VIOLATION	0	1	1	1
STOP SIGNS	36	49	19	32
STOPPING AFTER ACCIDENT	3	4	6	10
STOPPING AFTER ACCIDENT INVOLVING DAMAGE PERSONAL PROPERTY	0	1	0	1
STOPPING AFTER ACCIDENT INVOLVING INJURY TO PERSONS OR PROP.	0	1	2	2

**TRAFFIC ENFORCEMENT SUMMARY**

<b>NUMBER OF CITATIONS ISSUED</b>	<b>APRIL-JUNE 2025</b>	<b>2025 YTD</b>	<b>APRIL-JUNE 2024</b>	<b>2024 YTD</b>
<b>TOTAL</b>	<b>1,202</b>	<b>2,466</b>	<b>1,026</b>	<b>2,101</b>

<b>TYPE OF CITATION &amp; SECTION#</b>	<b>APRIL-JUNE 2025</b>	<b>2025 YTD</b>	<b>APRIL-JUNE 2024</b>	<b>2024 YTD</b>
STOPPING AFTER INJURY ACCIDENT	0	0	0	1
STOPPING AT SIDEWALK WHILE EMERGING	0	0	1	1
STOPPING FOR SCHOOL BUS	0	1	0	0
STREET RACING	4	5	0	0
TAIL LIGHT - ILLUMINATION OF REAR LICENSE PLATE	3	5	3	6
TEMP PERMIT (OPERATING SOLO)	7	16	7	16
TEMPORARY INSTRUCTION PERMIT	0	4	5	10
TEXTING WHILE DRIVING	1	1	0	0
TIME FOR LIGHTED LIGHTS ON MOTOR VEHICLES	4	8	1	1
TRAFFIC CHARGES - HEADLIGHTS 4513.14A	1	6	2	6
TRAFFIC CHARGES - NO OPS 4510.12A1	1	1	1	2
TRAFFIC CHARGES - RIGHT OF WAY	0	1	0	3
TRAFFIC CHARGES- UNSAFE VEHICLE 4513.02A	0	1	0	0
TRAFFIC CONTROL DEVICE	0	3	1	1
TRAFFIC CONTROL SIGNAL TERMS AND LIGHTS	9	14	7	18
TRAFFIC SIGNAL RIGHT TURN ON RED	0	3	1	1
TRANSFER OF OWNERSHIP AND REGISTRATION	0	0	1	1
TURN AND STOP SIGNAL	0	4	1	3
TURN SIGNAL REQUIRED	3	10	3	6
TURNING IN ROADWAY PROHIBITED	1	1	1	1
TURNING INTO PRIVATE DRIVEWAY, ALLEY OR BUILDING	1	1	0	0
TWO LIGHTS DISPLAYED	4	8	2	4
TWO OR MORE STOP LIGHTS REQUIRED	0	4	2	5
UNSAFE BACKING	0	1	2	2
UNSAFE LANE CHANGE	3	8	6	15
USE ILLEGAL PLATES; TRANSFER OF REGISTRATION	2	5	2	4
USE OF SUNSCREENING, WINDOW TINT	3	75	2	3
USING TINTED GLASS AND OTHER VISION OBSCURING MATERIALS	1	4	2	4
U-TURN PROHIBITED	0	0	0	1
VIOL. PROBATIONARY LICENSE	3	3	0	0
WRONGFUL ENTRUSTMENT	0	0	0	1
YIELD SIGNS	1	6	4	6
<b>TOTAL</b>	<b>1,342</b>	<b>2,799</b>	<b>1,273</b>	<b>2,599</b>

**PARKING CITATION CHARGES**

<b>TYPE OF CITATION &amp; SECTION#</b>	<b>APRIL-JUNE 2025</b>	<b>2025 YTD</b>	<b>APRIL-JUNE 2024</b>	<b>2024 YTD</b>
HANDICAP PARKING	1	3	2	4
MANNER OF PARALLEL PARKING; HANDICAPPED PARKING	0	1	1	1
LEAVING VEHICLES ON PRIVATE PROPERTY; FIRE LANES	1	3	0	0
MAX CONTINUOUS STREET PARKING - SAME LOCATON	0	2	0	2
PARKING FIRE LANE	1	6	0	2
PARKING ON PRIVATE PROPERTY	0	0	0	1
PARKING PROHIBITED	1	1	0	0
PROHIBITED PARKING ON STREETS & HIGHWAYS	7	15	1	1
PROHIBITED STANDING OR PARKING PLACES	40	74	4	4
TRUCK LOADING ZONES	23	60	0	0
<b>TOTAL</b>	<b>74</b>	<b>165</b>	<b>8</b>	<b>15</b>

<b>TOTAL CITATIONS</b>	<b>1,416</b>	<b>2,964</b>	<b>1,281</b>	<b>2,614</b>
------------------------	--------------	--------------	--------------	--------------

**ADULT ARREST SUMMARY**

<b>ACTUAL NUMBER OF ADULTS ARRESTED</b>	<b>APRIL-JUNE 2025</b>	<b>2025 YTD</b>	<b>APRIL-JUNE 2024</b>	<b>2024 YTD</b>
<b>TOTAL</b>	<b>140</b>	<b>279</b>	<b>153</b>	<b>295</b>

<b>BREAKDOWN OF CHARGES</b>	<b>APRIL-JUNE 2025</b>	<b>2025 YTD</b>	<b>APRIL-JUNE 2024</b>	<b>2024 YTD</b>
AGGRAVATED BURGLARY	0	1	0	0
AGGRAVATED MENACING	2	3	3	3
AGGRAVATED ROBBERY	1	1	0	0
AGGRAVATED VEHICULAR HOMICIDE	1	1	0	0
ANIMALS OR FOWL RUNNING AT LARGE	0	1	1	1
ARSON	0	0	1	1
ASSAULT	12	23	4	10
ATTEMPT	0	1	0	0
BENCH WARRANT	2	2	1	2
BREAKING AND ENTERING	0	0	0	1
CARRYING CONCEALED WEAPONS	0	1	0	0
COMPLIANCE WITH LAWFUL ORDER OF POLICE OFFICER; FLEEING	0	0	0	1
COMPLICITY	0	1	0	0
CRIMINAL DAMAGING/ENDANGERING	1	3	0	2
CRIMINAL MISCHIEF	2	3	0	0
CRIMINAL TRESPASS	2	9	4	5
CRUELTY TO ANIMALS; CRUELTY TO COMPANION ANIMALS	0	0	1	1
DECEPTION TO OBTAIN A DANGEROUS DRUG	0	0	1	1
DISCHARGE OF FIREARM ON OR NEAR PROHIBITED PREMISES	0	0	0	2
DISORDERLY CONDUCT	5	6	2	5
DOMESTIC VIOLENCE - SIMPLE ASSAULT	3	13	3	7
DOMESTIC VIOLENCE - MENACING OR INTIMIDATION	1	1	2	2
DOMESTIC VIOLENCE - USE OF WEAPON OR AGGRAVATED INJURY	0	1	0	1
DRIVING UNDER OVI SUSPENSION	2	2	0	1
DRIVING UNDER SUSPENSION	0	1	0	2
DRIVING UNDER SUSPENSION OR VIOLATION OF LICENSE RESTRICTION	0	0	1	1
DRIVING WHILE UNDER THE INFLUENCE OF ALCOHOL/ DRUGS	55	100	52	104
DRUG ABUSE - MARIJUANA	0	0	0	1
DRUG ABUSE - SCHEDULE I OR II SUBSTANCE	1	1	1	2
DRUG PARAPHERNALIA	0	1	2	7
DUS NON COMPLIANCE SUSPENSION	0	0	2	3
ENDANGERING CHILDREN	2	2	2	3
EXP REGISTRATION	0	0	0	2
FAIL TO CONTROL	1	1	0	2
FAILURE TO APPEAR	0	0	1	2
FAILURE TO APPEAR; ISSUANCE OF WARRANT	0	2	1	2
FAILURE TO COMPLY WITH ORDER OR SIGNAL OF P.O.	1	3	1	1
FAILURE TO COMPLY WITH ORDER OR SIGNAL OF P.O. - ELUDE OR F	2	2	0	0
FAILURE TO CONTROL	0	1	0	2
FAILURE TO DISCLOSE PERSONAL INFORMATION	0	0	1	1
FALSIFICATION	0	5	2	3
FELONIOUS ASSAULT	1	2	1	3
FLASHING RED LIGHT	0	0	1	1
FORGERY	1	1	0	0
GROSS SEXUAL IMPOSITION	0	0	0	1
GROSS SEXUAL IMPOSITION - FORCE	0	2	0	0
HAVING PHYSICAL CONTROL OF VEHICLE WHILE UNDER THE INFLUENCE	1	1	1	1
IMPROPERLY DISCHARGING FIREARM AT OR INTO HABITATION OR SCH	2	0	2	1
IMPROPERLY HANDLING FIREARMS IN A MOTOR VEHICLE	0	2	0	2
INTERFERENCE W/CUSTODY	0	0	1	1
KIDNAPPING	0	0	0	1
KIDNAPPING - ENGAGE IN SEXUAL ACTIVITY	0	2	0	0
LEAVING THE SCENE OF AN ACCIDENT	0	0	0	1
MARIJUANA DRUG PARAPHERNALIA	0	1	0	0
MARKED LANES	0	0	3	5
MENACING	1	2	1	1
MENACING BY STALKING	0	0	0	1
MOTOR VEHICLE THEFT	0	0	0	1
NO OPS	1	1	3	7
OBSTRUCTING OFFICIAL BUSINESS	0	2	2	4

**ADULT ARREST SUMMARY**

<b>ACTUAL NUMBER OF ADULTS ARRESTED</b>	<b>APRIL-JUNE 2025</b>	<b>2025 YTD</b>	<b>APRIL-JUNE 2024</b>	<b>2024 YTD</b>
<b>TOTAL</b>	<b>140</b>	<b>279</b>	<b>153</b>	<b>295</b>

<b>BREAKDOWN OF CHARGES</b>	<b>APRIL-JUNE 2025</b>	<b>2025 YTD</b>	<b>APRIL-JUNE 2024</b>	<b>2024 YTD</b>
OFFENSES INVOLVING COUNTERFEIT CONTROLLED SUBSTANCE - POSSES	0	0	1	2
OFFENSES INVOLVING UNDERAGE PERSONS	1	2	0	1
OUT OF JURISDICTION WARRANT	0	0	1	1
PAROLE VIOLATION	0	0	0	1
POSSESSING DRUG ABUSE INSTRUMENTS	0	0	1	3
POSSESSING OR USING HARMFUL INTOXICANTS	1	1	0	0
POSSESSION OF DRUGS	5	9	7	15
PROHIBITED ACTS	1	1	0	1
PROHIBITIONS AGAINST CONSUMPTION IN MOTOR VEHICLE	0	0	0	1
PROMOTE PROSTITUTION	0	1	0	0
PUBLIC INDECENCY	1	1	0	4
RAPE	0	0	0	1
RECEIVING STOLEN PROPERTY	0	1	1	3
RESISTING ARREST	1	1	1	3
ROMV - OFF STREET	0	0	0	1
RULES FOR TURNS AT INTERSECTIONS	0	0	0	2
SALES TO & USE BY UNDERAGE PERSONS; SECURING PUBLIC ACCOMA.	1	1	1	1
SEXUAL BATTERY	0	0	0	1
SEXUAL IMPOSITION	0	0	1	1
SIGNAL LIGHTS	0	0	0	1
SOLICITING	0	1	0	0
SPEED	0	0	2	2
STRANGULATION - CAUSE OR CREATE RISK OF SERIOUS HARM	0	2	1	1
SWATTING	0	1	0	0
TAMPERING W/EVIDENCE	1	1	0	0
THEFT	1	1	0	0
THEFT - ALL OTHER LARCENY	1	5	3	6
THEFT - FROM BUILDING	0	1	1	1
THEFT - OF VEHICLE PARTS OR ACCESSORIES	0	1	0	0
THEFT - PETTY (<\$1000)	0	3	5	11
THEFT - SHOPLIFTING	0	2	1	3
TURN SIGNAL REQUIRED	0	0	0	1
UNAUTHORIZED USE OF MOTOR VEHICLE	0	1	0	0
USING TINTED GLASS AND OTHER VISION OBSCURING MATERIALS	0	0	1	1
USING WEAPONS WHILE INTOXICATED	0	0	1	1
VANDALISM	0	0	2	2
VIOLATE PROTECTION ORDER OR CONSENT AGREEMENT	0	0	0	2
WARRANT ARREST FOREIGN AGENCY	30	64	41	68
WARRANT ARREST FTA/FTC	12	23	26	34
<b>TOTAL CHARGES</b>	<b>159</b>	<b>332</b>	<b>202</b>	<b>391</b>

**JUVENILE ARREST SUMMARY**

<b>ACTUAL NUMBER OF JUVENILES ARRESTED</b>	<b>APRIL-JUNE 2025</b>	<b>2025 YTD</b>	<b>APRIL-JUNE 2024</b>	<b>2024 YTD</b>
<b>TOTAL</b>	<b>10</b>	<b>23</b>	<b>12</b>	<b>33</b>

<b>BREAKDOWN OF CHARGES</b>	<b>APRIL-JUNE 2025</b>	<b>2025 YTD</b>	<b>APRIL-JUNE 2024</b>	<b>2024 YTD</b>
AGGRAVATED MENACING	0	1	0	0
AGGRAVATED ROBBERY	0	1	0	0
ASSAULT	2	4	2	5
ATTEMPT	0	0	0	1
BREAKING AND ENTERING	0	0	0	3
COMPLICITY	0	0	0	1
CRIMINAL DAMAGING/ENDANGERING	0	3	1	3
CRIMINAL MISCHIEF	0	0	0	1
CRIMINAL TRESPASS	0	1	5	7
CURFEW (13-17)	0	0	0	1
DISORDERLY CONDUCT	0	0	0	2
DOMESTIC VIOLENCE - SIMPLE ASSAULT	1	3	2	4
DRUG ABUSE - MARIJUANA	0	0	0	2
FAILURE TO COMPLY WITH ORDER OR SIGNAL OF P.O. - ELUDE OR FLEE	1	1	0	0
FALSIFICATION	0	2	0	0
FELONIOUS ASSAULT	0	0	0	1
HAVING WEAPONS WHILE UNDER DISABILITY	0	1	0	0
IDENTITY FRAUD	0	0	0	1
IMPROPERLY HANDLING FIREARMS IN A MOTOR VEHICLE	0	2	0	0
INCOMPLETE REPORT	0	0	0	1
INDUCING PANIC	0	0	1	1
MAKING FALSE ALARMS	1	1	0	0
MARIJUANA DRUG PARAPHERNALIA	0	0	0	2
MENACING	2	3	0	0
MISUSE OF CREDIT CARD	1	1	1	1
OBSTRUCTING OFFICIAL BUSINESS	1	1	0	0
OFFENSES INVOLVING UNDERAGE PERSONS	2	2	2	2
POSSESSING CRIMINAL TOOLS	0	1	0	0
PROHIBITED ACTS	0	0	0	1
RECEIVING STOLEN PROPERTY	1	2	1	1
ROBBERY	0	1	0	0
SALES TO & USE BY UNDERAGE PERSONS; SECURING PUBLIC ACCOMA.	0	2	0	0
STRANGULATION - CAUSE OR CREATE RISK OF SERIOUS HARM	0	1	0	0
TELECOMMUNICATIONS HARASSMENT	0	1	0	0
THEFT - ALL OTHER LARCENY	0	0	0	1
THEFT - FROM MOTOR VEHICLE	0	0	0	1
UNAUTHORIZED USE OF PROPERTY- COMPUTER	0	0	0	1
UNDERAGE POSSESSION - PURCHASE - CONSUMPTION	0	1	0	0
VANDALISM	0	1	0	1
WARRANT ARREST FOREIGN AGENCY	0	1	0	0
<b>TOTAL</b>	<b>12</b>	<b>38</b>	<b>15</b>	<b>45</b>

**ACCIDENTS**

<b>TYPE OF ACCIDENT</b>	<b>APRIL-JUNE 2025</b>	<b>2025 YTD</b>	<b>APRIL-JUNE 2024</b>	<b>2024 YTD</b>
FATAL	1	1	1	1
PROPERTY DAMAGE	117	211	86	163
HIT SKIP	30	60	35	64
INJURY ACCIDENT	60	94	67	127
INJURY HIT SKIP	4	6	1	3
<b>TOTALS</b>	<b>212</b>	<b>372</b>	<b>190</b>	<b>358</b>

## ACCIDENT ANALYSIS

### April - June 2025

April 1, 2025 through June 30, 2025 there were 212 reported traffic accidents, resulting in an average 2.33 accidents/day. Compared to 2024, accidents increased 11.6% (2025 = 212; 2024 = 190).

Personal injury accidents (63) accounted for 29.7% of the total (1 fatality). Property damage accidents accounted for the majority of our activity with 149 reports being filed (70.3%).

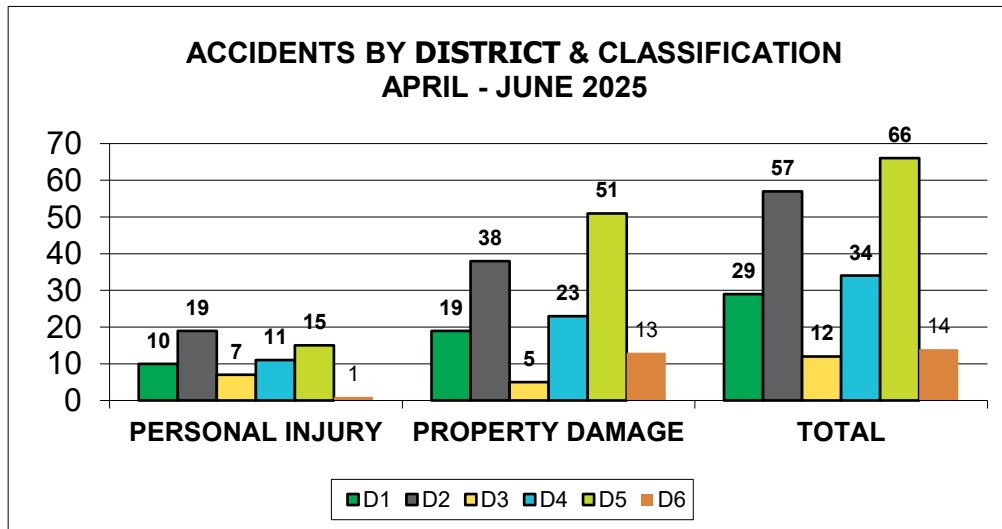
District 5 experienced the majority of accidents (66 or 31.1%) followed by District 2 with 57 accidents (26.9%). There were 29 collisions in District 1 (13.7%); 12 collisions in District 3 (5.7%); 34 collisions in District 4 (16.0%); and 14 collisions in District 6 (6.6%). The busiest day of the week for accident activity for the reporting period was Thursday with 37 accidents (17.5%) reported. The second busiest day was tied between Tuesday and Wednesday with 35 accidents each (16.5% each) reported. Accident activity for the remaining days of the week were as follows: Sunday = 20 (9.4%); Monday = 27 (12.7%); Friday = 29 (13.7%); and Saturday = 29 (13.7%).

The most frequent contributing factor was Following Too Closely which accounted for 51 or 24.1% of the accidents. The next most recurrent contributing factor was Failure To Yield accounting for 36 or 16.9% of the accidents for the reporting period. The busiest time of day for accident activity was tied between 3PM-4PM and 4PM-5PM with 18 accidents each (8.5% each) accidents.

Eight (8) crashes were identified as having been alcohol related (3.8%). One hundred fifty-five (155) citations were issued to at fault drivers as a result of their accidents 73.1%

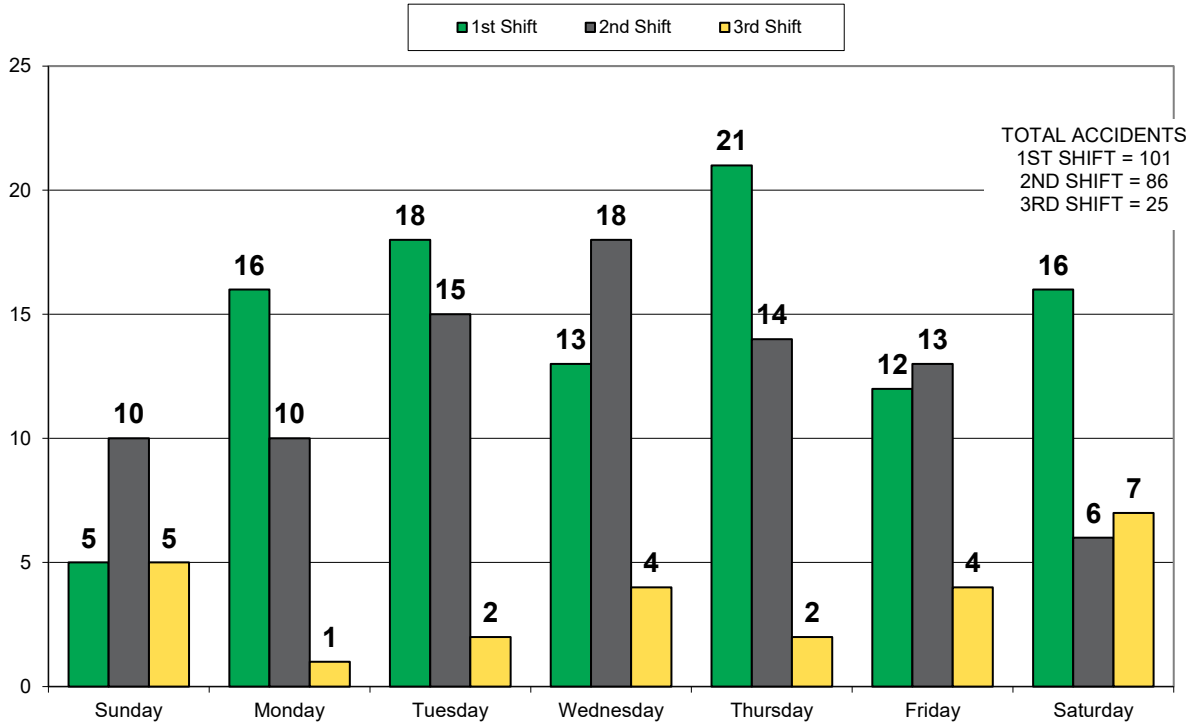
### ACCIDENTS BY DISTRICT & CLASSIFICATION

DISTRICT	PERSONAL INJURY	PROPERTY DAMAGE	TOTAL
D1	10	19	29
D2	19	38	57
D3	7	5	12
D4	11	23	34
D5	15	51	66
D6	1	13	14
<b>TOTAL</b>	<b>63</b>	<b>149</b>	<b>212</b>

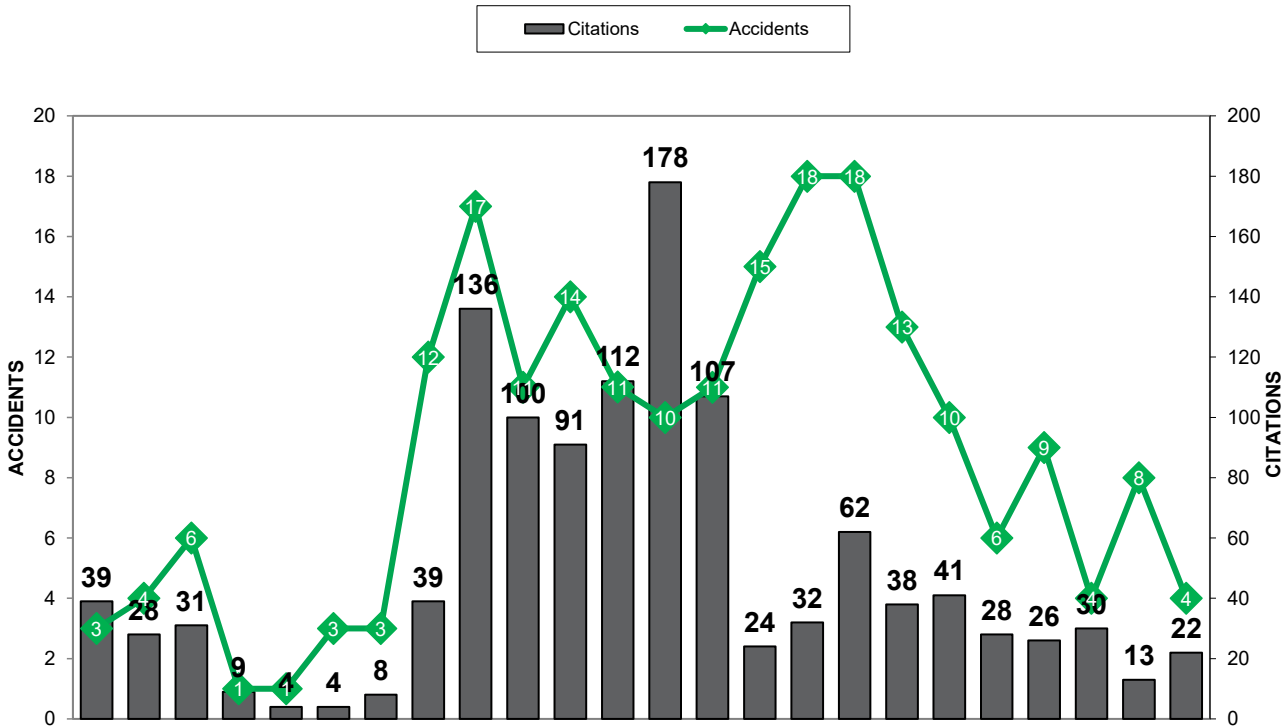




### ACCIDENTS BY DAY OF WEEK & SHIFT APRIL 1 - JUNE 30, 2025



### ACCIDENTS & CITATIONS BY HOUR APRIL 1 - JUNE 30, 2025



## ACCIDENT ANALYSIS January - June 2025

January 1, 2025 through June 30, 2025 there were 372 reported traffic accidents, resulting in an average 2.04 accidents/day. Compared to 2024, accidents increased 3.9% (2025 = 372; 2024 = 358).

Personal injury accidents (102) accounted for 27.4% of the total (1 fatal). Property damage accidents accounted for the majority of our activity with 270 reports being filed (72.6%).

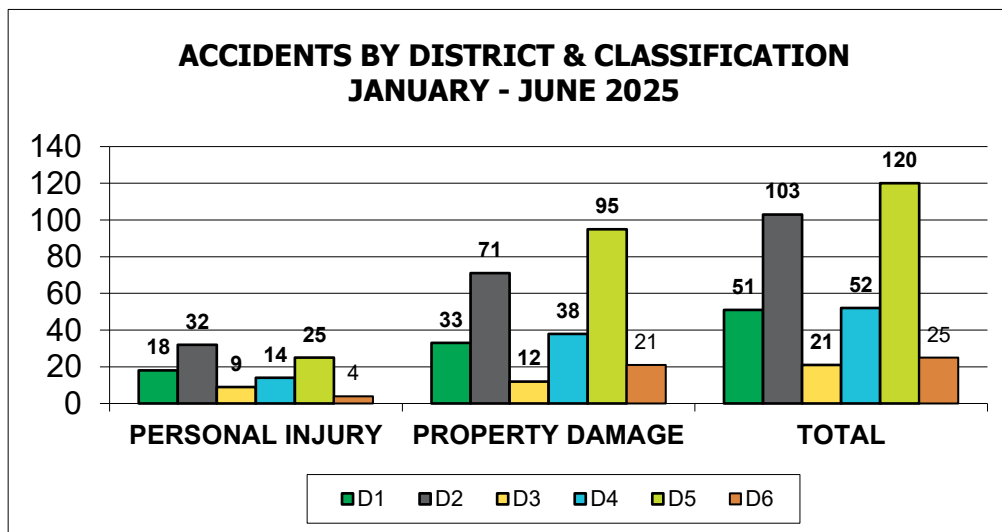
District 5 experienced the majority of accidents (120 or 32.3%) followed by District 2 with 103 accidents (27.7%). There were 51 collisions in District 1 (13.7%); 21 collisions in District 3 (5.6%); 52 collisions in District 4 (14.0%); and 25 collisions in District 6 (6.7%). The busiest day of the week for accident activity for the reporting period was Thursday with 61 accidents (16.4%) reported. The second busiest day was Wednesday with 60 accidents (16.1%) reported. Accident activity for the remaining days of the week were as follows: Sunday = 40 (10.8%); Monday = 52 (14.0%); Tuesday = 57 (15.3%); Friday = 56 (15.1%); and Saturday = 46 (12.4%).

The most frequent contributing factor was Following Too Closely which accounted for 92 or 24.7% of the accidents. The next most recurrent contributing factor was Failure To Yield accounting for 68 or 18.3% of the accidents for the reporting period. The busiest time of day for accident activity was between 8AM-9AM with 39 (10.5%) accidents.

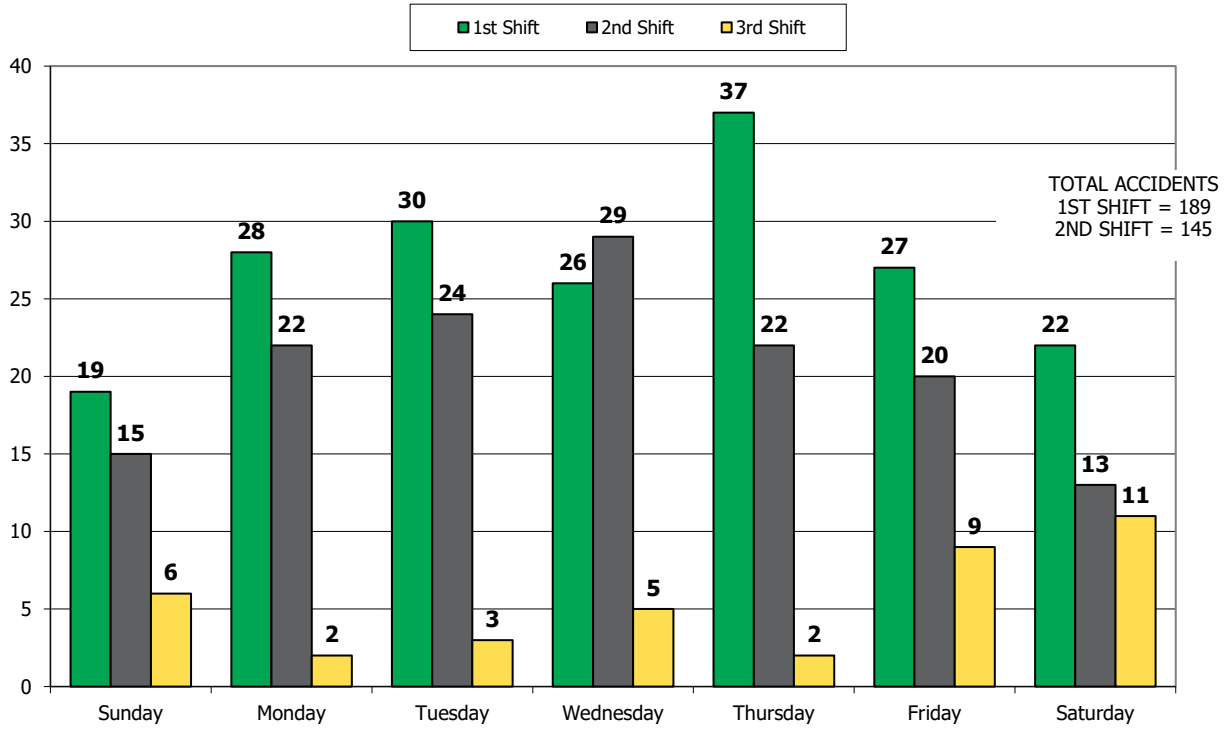
Ten (10) crashes were identified as having been alcohol related (2.69%). Two hundred eighty (280) citations were issued to at fault drivers as a result of their accidents 75.3%

### ACCIDENTS BY DISTRICT & CLASSIFICATION

DISTRICT	PERSONAL INJURY	PROPERTY DAMAGE	TOTAL
D1	18	33	51
D2	32	71	103
D3	9	12	21
D4	14	38	52
D5	25	95	120
D6	4	21	25
<b>TOTAL</b>	<b>102</b>	<b>270</b>	<b>372</b>



### ACCIDENTS BY DAY OF WEEK & SHIFT JANUARY 1 - JUNE 30, 2025



### ACCIDENTS & CITATIONS BY HOUR JANUARY 1 - JUNE 30, 2025

