# Proposed Custom Residence for:

# Mr. & Mrs. Kaufmann

4700 Deer Run Drive
Deer Run Estates, lot 25
Dublin, Delaware County, Ohio

## Proposed Custom Residence

the Kaufmann Family Retreat - "HeartWood"
Deer Run Drive, Deer Run Estates, Dublin, Ohio

Memmer Homes

new architectura inc.
architecture + planning + interiors
a.a # 0002883

HeartWood

### DESIGN TEAM

**Architect:**
New Architectura, Inc.
3561 Bonita Bay Boulevard North
Bonita Springs, FL. 34134
Alberto Abad - 239.495.1841

**Structural Engineer:**
Kooi Structural Engineering, L.L.C.
900 Foxcreek Road
Sunbury, OH. 43074
Bernie Kooi - 614.218.1607

**Interior Designer:**
Freestyle Interiors, Inc.
3525 Bonita Beach Road, Suite 105
Bonita Springs, FL 34134
Arlynn McDaniel - 239.949.2210

**Landscape Architect:**
Hidden Creek
3940 Scioto Darby Creek Road
Hillard, OH 43026
Nick Berger - 480.390.8276

**Builder:**
Memmer Homes
3966 N. Hampton Drive
Powell, OH. 43065
Jeff Memmer - 614.314.0658

### SITE LOCATION MAP

PROJECT SITE
Deer Run Drive, Dublin, Ohio

### SHEET INDEX

ARCHITECTURAL:


A-00 COVER SHEET & CONCEPTUAL RENDERINGS
A-01 FRONT ELEVATION / COVER SHEET
A-02 ARCHITECTURAL SITE PLAN
A-03 SLAB PLAN
A-04 ARCHITECTURAL 1ST FLOOR PLAN
A-05 ARCHITECTURAL 2ND FLOOR PLAN AND REFLECTED CEILING PLAN
A-06 1ST FLOOR REFLECTED CEILING PLAN
A-07 PARTIAL BUILDING ELEVATIONS
A-08 PARTIAL BUILDING ELEVATIONS
A-09 PARTIAL BUILDING ELEVATIONS / BUILDING SECTION 'K-K'
A-10 BUILDING SECTION 'A-A', 'B-B', 'C-C'
A-11 BUILDING SECTION 'D-D', 'E-E', 'F-F', 'G-G', 'H-H', 'I-I', & 'J-J'
A-12 ARCHITECTURAL LOWER ROOF & 2ND FLOOR FRAMING PLAN
A-13 ARCHITECTURAL UPPER ROOF FRAMING PLAN
A-14 1ST FLOOR ELECTRICAL PLAN / ELECTRICAL NOTES
A-15 2ND FLR. ELEC. PLAN / NOTES / PANEL SCHEDULES / RISER DIAGRAM
A-16 1ST FLOOR PLUMBING PLAN
A-17 2ND FLOOR PLUMBING PLAN / PLUMBING NOTES, DETAILS, RISER DGM.
A-18 TYP. WALL SECTIONS / HURRICANE SHUTTER & ROOFING DETAILS
A-19 TYP. WALL SECTIONS /GENL NOTES / TYP. CONSTRUCTION DETAILS
A-20 TYPICAL CONSTRUCTION DETAILS / BANDING DETAILS



ALL IDEAS, DESIGNS, ARRANGEMENTS, AND PLANS INDICATED OR REPRESENTED BY THIS DRAWING ARE OWNED BY AND PROPERTY OF THIS OFFICE, AND WHERE CREATED, EVOLVED, AND DEVELOPED FOR USE ON, AND IN CONNECTION WITH THE SPECIFIED PROJECT. NONE OF SUCH IDEAS, DESIGNS, ARRANGEMENTS, AND PLANS SHALL BE USED BY, OR DISCLOSED TO ANY PERSON, FIRM, OR CORPORATION FOR ANY PURPOSE WITHOUT WRITTEN PERMISSION OF NEW ARCHITECTURA INC.


MEMMER
ORIGINAL | TIMELESS | EXCEPTIONAL

PROPOSED CUSTOM RESIDENCE:
**Mr. & Mrs. Kaufmann**
4700 Deer Run Drive, Deer Run Estates, Lot 25
Dublin, Delaware County, Ohio
HeartWood


new architectura inc.
architecture + planning + interiors
3561 bonita bay boulevard
bonita springs, florida
bus: 239.495.1841 fax: 239.495.2619
AA#: 0002883


revisions

job no.: 100125
date: 20 OCT. 2025

PERMIT SET

sheet
A-00
TOM
of 21

# Proposed Custom Residence for:

# Mr. & Mrs. Kaufmann

4700 Deer Run Drive
Deer Run Estates, lot 25
Dublin, Delaware County, Ohio

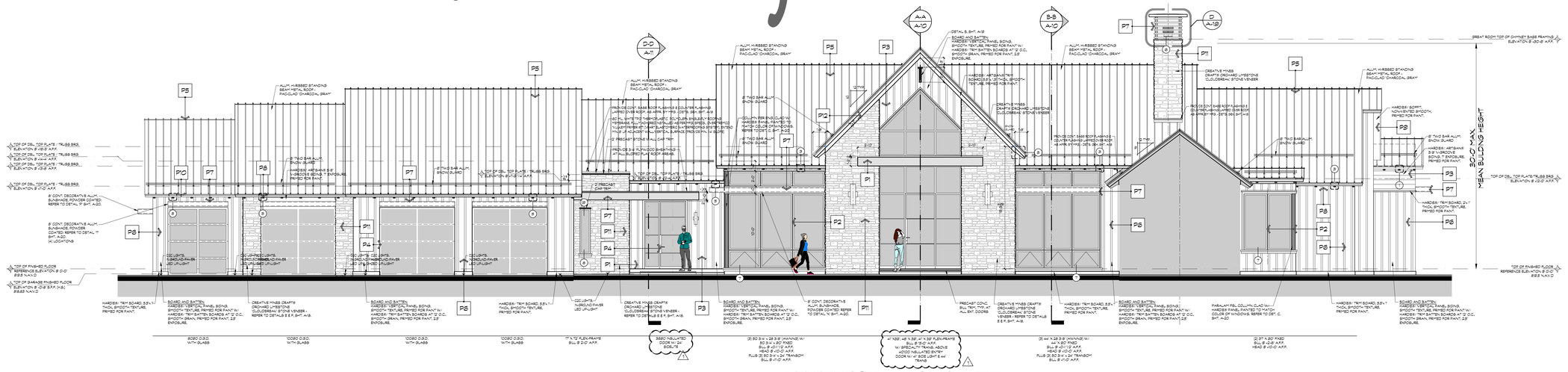

MAIN FRONT ELEVATION
SCALE: 3/16" = 1'-0"

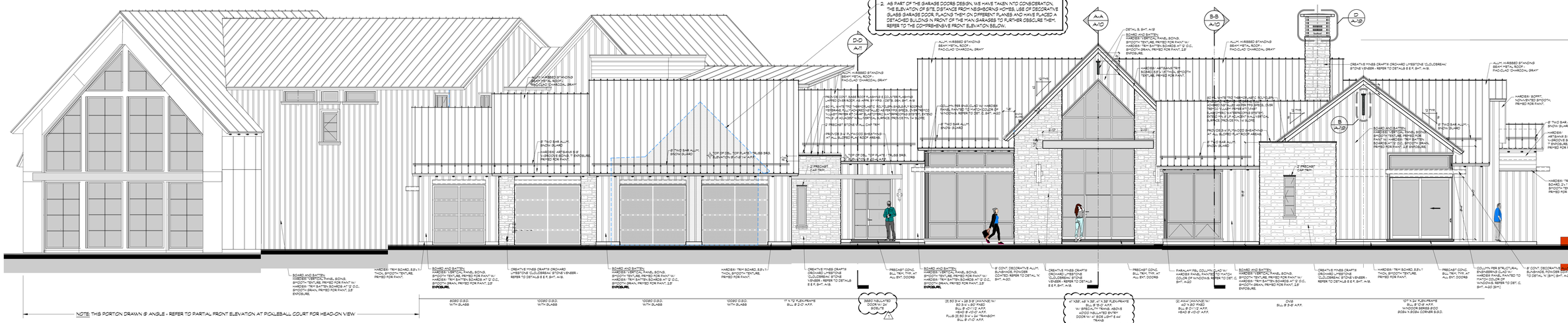

NOTE: THIS PORTION DRAWN @ ANGLE - REFER TO PARTIAL FRONT ELEVATION AT PICKLEBALL COURT FOR HEADON VIEW

COMPREHENSIVE FRONT ELEVATION
SCALE: 3/16" = 1'-0"
0 4 8 16 32 ft.
WHEN REDUCED TO 24" X 36" SHEETS USE GRAPHIC SCALE

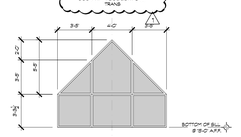

VERIFY ALL DIMENSIONS IN FIELD (V.I.F.)

WINDOW DIMENSION DETAIL
SCALE: 3/16" = 1'-0"

## PAINT COLOR LEGEND

| MARK | PAINT COLOR | BASE MATERIAL |
|---|---|---|
| P1 | SHERWIN WILLIAMS 'IRON ORE' - SW 7069 | HARDIE® PANEL VERTICAL SIDING |
| P2 | SHERWIN WILLIAMS 'BLACK MAGIC' - SW 6991 | ANDERSEN WINDOWS SLIDERS & MULLIONS |
| P3 | SHERWIN WILLIAMS 'SOFTWARE' - SW 7074 | ACCENT & BUMP OUT AREAS |
| P4 | SHERWIN WILLIAMS 'BLACK MAGIC' - SW 6991 | METAL ENTRY & GARAGE DOORS W/ FROSTED GLASS |
| P5 | CMG - CHARCOAL | PAC-CLAD METAL ROOF |
| P6 | SHERWIN WILLIAMS 'CITY LOFT' - SW 7631 | HARDIE® PANEL SDNG & TRIM BATTEN BOARD |
| P7 | (RAL 7012) BASALT GREY | AL SUNSHADES, FRAMED SYDESIDING, CANOPY CAPS, RAILINGS |
| P8 | SHERWIN WILLIAMS 'SOFTWARE' - SW 7074 | CORBELS/ OUTRIGGERS |
| P9 | SHERWIN WILLIAMS 'WEB GRAY' - SW 7075 | SOFFIT |
| P10 | SHERWIN WILLIAMS 'WEB GRAY' - SW 7075 | FASCIA |
| P1 | CRAFT® ORCHARD LIMESTONE 'CLOUDBREAK' | STONE VENEER |
| P12 | SHERWIN WILLIAMS 'CITY LOFT' - SW 7631 | TRIM AT STONE & BATTENS |

## BUILDING DEPT. COMMENT NOTES:

1. AS PER EXISTING TYP. WINDOW TRIM DETAIL 'E' ON SHEET A-9, CONTRACTOR TO PROVIDE 5.5" HARDIE® ARTISAN TRIM AT ALL WINDOWS.
2. AS PART OF THE GARAGE DOORS DESIGN, WE HAVE TAKEN INTO CONSIDERATION, THE ELEVATION OF SITE, DISTANCE FROM NEIGHBORING HOMES, USE OF DECORATIVE GLASS GARAGE DOOR, PLACING THEM ON DIFFERENT PLANES AND HAVE PLACED A DETACHED BUILDING IN FRONT OF THE MAIN GARAGES TO FURTHER OBSCURE THEM. REFER TO THE COMPREHENSIVE FRONT ELEVATION BELOW.

## JAMES HARDIE PRODUCTS NOTE:

1. EXTERIOR FINISH MATERIALS AND PRODUCTS SPECIFIED AS HARDIE® BRANDED PRODUCTS SHALL BE INSTALLED PER JAMES HARDIE® BEST PRACTICES AND RECOMMENDATIONS. REFER TO:
   JAMES HARDIE® SIDING PRODUCTS - HARDISENSE 5 (H25)
   BEST PRACTICES-INSTALLATION GUIDE
   SIDING AND TRIM PRODUCTS
   VERSION 8.1 - DECEMBER 2019
2. REFER TO SHEET A-9 FOR COMMON FLASHING DETAIL REQUIREMENTS USED HEREIN.
3. NO GRADING SHALL BE WITHIN / LESS THAN 8 INCHES OF ANY HARDIE® TRIM PRODUCT.
4. ALL JAMES HARDIE® PRODUCTS TO BE INSTALLED BY APPROVED DEDICATED HARDIE® INSTALLER / CONTRACTOR.
5. ALL JAMES HARDIE® PRODUCTS ARE TO BE ORDERED AS 'PRIMED FOR PAINT.

## BUILDING DATA:

THIS BUILDING IS CLASSIFIED AS PER THE 2024 OHIO BUILDING CODE AND THE 2019 RESIDENTIAL CODE OF OHIO AS:

1. OCCUPANCY: GROUP 'R-3' RESIDENTIAL
2. ENCLOSED BUILDING STRUCTURE
3. REQUIRED DESIGN LIVE LOAD/P.S.F.:
   - FIRST FLOOR- 50#
   - SECOND FLOOR- 40#
4. TYPE CONSTRUCTION: 'V' UNPROTECTED, UNSPRINKLERED, UNLIMITED SQ. FT. EACH FLOOR.
5. BUILDING AREA:
   - FIRST FLOOR- 11,225 S.F.
   - SECOND FLOOR- 2,180 S.F.

## ELEVATION NOTES

1. BASE FLOOD ELEVATION THAT OF ZONE 'X', EL. N/A
2. ALL BANDING DETAILS TO BE DECORATIVE CEMENTITIOUS COATING OR ARCHITECT APPROVED MATERIAL. STYROFOAM IS NOT PERMITTED. PRECAST CONCRETE (KEYSTONE) SHALL BE AS DESIGNATED ON ELEVATIONS.
3. PROVIDE 2ND LEDGER BLOCKING BEHIND KEYSTONE BANDING AT ALL FRAMING CONDITIONS.
4. PROVIDE DECORATIVE CEMENTITIOUS COATING EXPANSION JOINTS AT EVERY 128 SQ. FT. (14 X 14) OF WALL SURFACES. INSTALL EXPANSION MATERIAL PER MANUFACTURES RECOMMENDATIONS.
5. PROVIDE 'VULKEM' WATERPROOFING BEHIND ALL TILE.
6. GRADE ELEVATION FIRST FLOOR : MIN. 4' B.F.F.
7. ELEVATION FIRST HABITABLE FLOOR: 819.5 N.A.V.D.
8. HEIGHT OF BUILDING ABOVE GRADE: +23'-5"
9. BULDING HEIGHT: 2 STORY

## COMPLIANCE NOTE:

1. THESE PLAN ARE IN COMPLIANCE WITH THE STANDARDS ESTABLISHED IN SECTION 828.03(D)(7), FLORIDA ADMINISTRATIVE CODE.
2. THE COMPONENTS AND CLADDING HAVE BEEN SELECTED AND THEIR USE INCORPORATED INTO THE DESIGN AND SPECIFICATIONS IN ACCORDANCE WITH AMERICAN NATIONAL STANDARDS INSTITUTE/AMERICAN SOCIETY OF CIVIL ENGINEERING 7-22 'MINIMUM DESIGN LOADS FOR BUILDINGS AND OTHER STRUCTURES, SECTION 26, TO WITHSTAND THE WIND LOADS ASSOCIATED WITH A MINIMUM BASIC WIND SPEED OF 115 M.P.H.
3. TO THE BEST OF OUR KNOWLEDGE THE PLANS ARE IN COMPLIANCE WITH 2024 OHIO BUILDING CODE SECTION 1809.8 2019 RESIDENTIAL CODE OF OHIO SECTION R703.8. BUILDING STRUCTURE HAS BEEN DESIGNED IN ACCORDANCE & COMPLIANCE WITH THE 2024 OHIO BUILDING CODE, SECTION 1809.8 2019 RESIDENTIAL CODE OF OHIO SECTION R703.8.3. FOR DESIGN PRESSURES GENERATED BY A DESIGN WIND VELOCITY OF 115 M.P.H.
4. WIND EXPOSURE CATEGORY 'C' SECTION 1809.8, 2024 OHIO BUILDING CODE.
5. RISK CATEGORY II ( SINGLE FAMILY RESIDENTIAL STRUCTURE) TABLE 1604.5, 2024 OHIO BUILDING CODE.
6. THIS HOUSE MEETS 2017 OHIO ENERGY CODE PER R405 SIMULATED PERFORMANCE ALTERNATIVE METHOD.

## SHEET INDEX


| | |
|---|---|
| A-00 | COVER SHEET & CONCEPTUAL RENDERINGS |
| A-01 | FRONT ELEVATION / COVER SHEET |
| A-02 | ARCHITECTURAL SITE PLAN |
| A-03 | BLAB PLAN |
| A-04 | ARCHITECTURAL 1ST FLOOR PLAN |
| A-05 | ARCHITECTURAL 2ND FLOOR PLAN AND REFLECTED CEILING PLAN |
| A-06 | 1ST FLOOR REFLECTED CEILING PLAN |
| A-07 | PARTIAL BUILDING ELEVATIONS |
| A-08 | PARTIAL BUILDING ELEVATIONS |
| A-09 | PARTIAL BUILDING ELEVATIONS / BUILDING SECTION 'AA' |
| A-10 | BUILDING SECTION 'AA', 'B-B', 'C-C' |
| A-11 | BUILDING SECTION 'D-D', 'E-E', 'F-F', 'G-G', 'HH, 'I' & 'JJ' |
| A-12 | ARCHITECTURAL LOWER ROOF & 2ND FLOOR FRAMING PLAN |
| A-13 | ARCHITECTURAL UPPER ROOF FRAMING PLAN |
| A-14 | 1ST FLOOR ELECTRICAL PLAN / ELECTRICAL NOTES |
| A-15 | 2ND FLR ELEC. PLAN / NOTES / PANEL SCHEDULES / RISER DIAGRAM |
| A-16 | 1ST FLOOR PLUMBING PLAN |
| A-17 | 2ND FLOOR PLUMBING PLAN / PLUMBING NOTES, DETAILS, RISER DGM. |
| A-18 | TYP. WALL SECTIONS / HURRICANE SHUTTER & ROOFING DETAILS |
| A-19 | TYP. WALL SECTIONS / GENL NOTES / TYP. CONSTRUCTION DETAILS |
| A-20 | TYPICAL CONSTRUCTION DETAILS / BANDING DETAILS |



ALL IDEAS, DESIGNS, ARRANGEMENTS, AND PLANS INDICATED OR REPRESENTED BY THIS DRAWING ARE OWNED BY AND PROPERTY OF THIS OFFICE, AND WHERE CREATED, EVOLVED, AND DEVELOPED FOR USE ON, AND IN CONNECTION WITH THE SPECIFIED PROJECT. NONE OF SUCH IDEAS, DESIGNS, ARRANGEMENTS, AND PLANS SHALL BE USED BY, OR DISCLOSED TO ANY PERSON, FIRM, OR CORPORATION FOR ANY PURPOSE WITHOUT WRITTEN PERMISSION OF MEM ARCHITECTURA INC.


MEMBER
ORIGINAL | TIMELESS | EXCEPTIONAL

PROPOSED CUSTOM RESIDENCE:
**Mr. & Mrs. Kaufmann**
4700 Deer Run Drive, Deer Run Estates, Lot 25
Dublin, Delaware County, Ohio
*HearWood*


mem architectura inc.
architecture + planning + interiors
3561 bonita bay boulevard 34134
bonita springs, florida
bus: 239.495.1841 fax: 239.495.2619
AA#: 0002883


revisions:
1 2/25 BLDING DEPT. COMMENTS

jobno: 100125
date: 20 OCT. 2025

PERMIT SET
sheet: A-01
MFT of 21

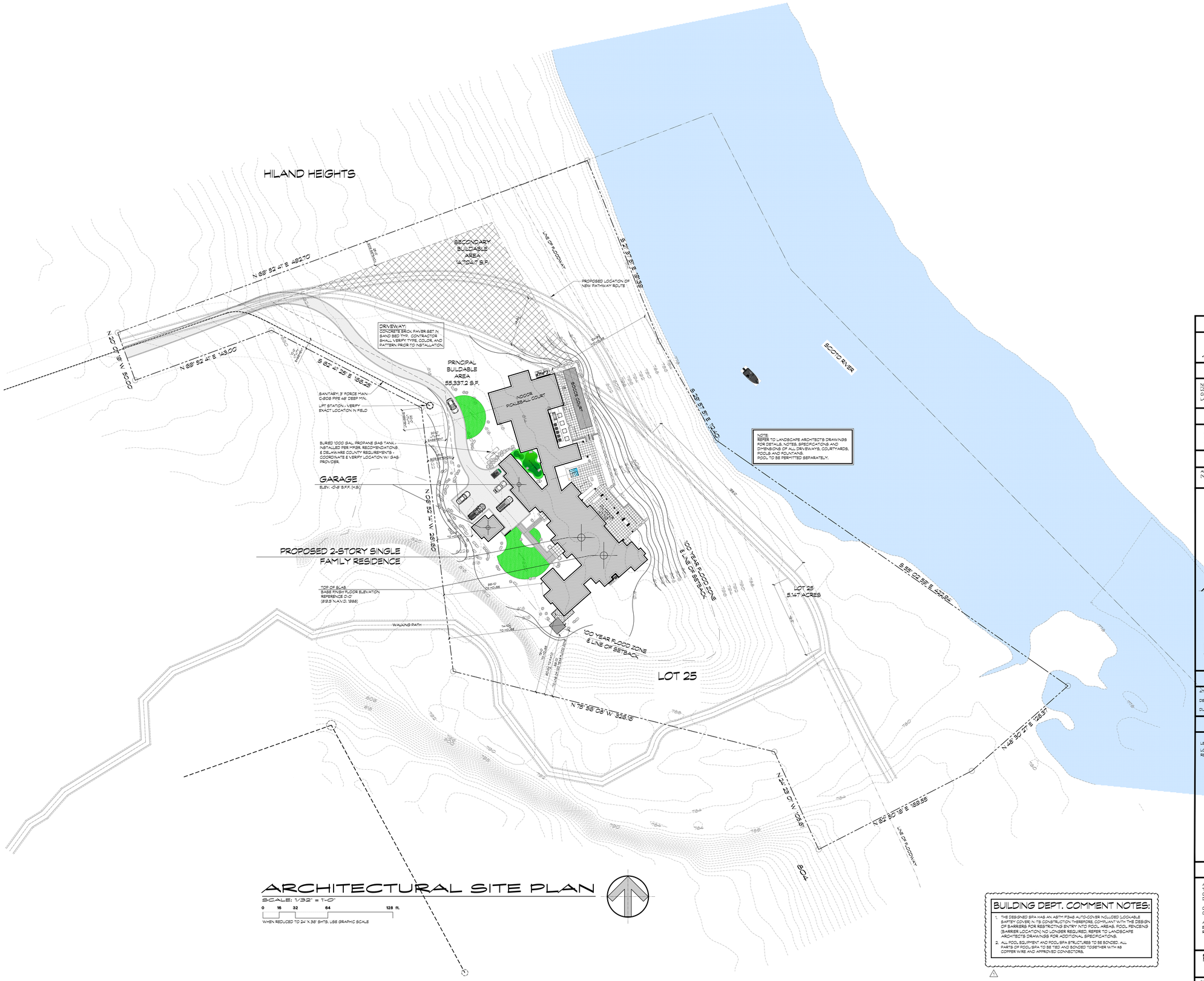


## ARCHITECTURAL SITE PLAN

SCALE: 1/32" = 1'-0"

0 16 32 64 128 ft.

WHEN REDUCED TO 24" X 36" SHTS. USE GRAPHIC SCALE

### BUILDING DEPT. COMMENT NOTES:

1. THE DESIGNED SPA HAS AN ABTM F1346 AUTO-COVER INCLUDED LOCKABLE SAFETY COVER IN ITS CONSTRUCTION THEREFORE COMPLIANT WITH THE DESIGN OF BARRIERS FOR RESTRICTING ENTRY INTO POOL AREAS. POOL FENCING (BARRIER LOCATION) NO LONGER REQUIRED. REFER TO LANDSCAPE ARCHITECTS DRAWINGS FOR ADDITIONAL SPECIFICATIONS.
2. ALL POOL EQUIPMENT AND POOL/SPA STRUCTURES TO BE BONDED. ALL PARTS OF POOL/SPA TO BE TIED AND BONDED TOGETHER WITH #8 COPPER WIRE AND APPROVED CONNECTORS.

### ELEVATION TAG NOTE:

22.9 — INDICATES EXISTING OR PROPOSED SITE GRADE OR PROPOSED DESIGN FINISHED FLOOR ELEVATIONS N.A.V.D. (NORTH AMERICAN VERTICAL DATUM OF 1988)

### LANDSCAPE NOTE:

NOTE: REFER TO LANDSCAPE ARCHITECT DRAWINGS FOR DETAILS, NOTES, LOCATIONS, SPECIFICATIONS AND DIMENSIONS OF ALL DRIVEWAYS, COURTYARDS, PRIVACY WALLS, POOLS, FOUNTAINS, DECKS, HARDSCAPE AND LANDSCAPE PLANS.

### FLOOD ZONE INFO:

NORTH AMERICAN VERTICAL DATUM OF 1988
FLOOD ZONE 'X'
BASE FLOOD ELEVATION N/A

### VERTICAL DATUM NOTE

ALL VERTICAL DATUMS INDICATED ARE NORTH AMERICAN VERTICAL DATUM (N.A.V.D.) OF 1988. N.A.V.D. 1988 IS 1.3 LOWER THAN N.G.V.D. 1929

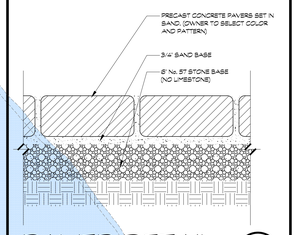


PAVER DETAIL — SCALE: 1 1/2" = 1'-0" — PAVER-D-01 — A A-02

### LEGAL ADDRESS

4700 DEER RUN DRIVE (LOT 25)

DEER RUN ESTATES

DUBLIN, DELAWARE COUNTY, OHIO

### LEGAL DESCRIPTION

LEGAL DESCRIPTION

LOT 25, DEER RUN, ACCORDING TO PLAT BOOK 1458, PAGES 2108-2108, OF THE PUBLIC RECORDS OF DELAWARE COUNTY, OHIO.

### TERMITE PROTECTION

A PRE-CONSTRUCTION TREATMENT PROTECTION AGAINST SUBTERRANEAN TERMITES SHALL BE DONE BY A LICENSED PEST CONTROL COMPANY. UPON COMPLETION, A CERTIFICATE OF COMPLIANCE SHALL BE ISSUED TO THE BUILDING DEPARTMENT AS PER 2024 O.B.C. - 2304.12 TERMITE PROTECTION.

CONTRACTOR TO PROVIDE A WEATHER RESISTANT JOB SITE POSTING BOARD TO CONTAIN DUPLICATE TREATMENT CERTIFICATES.

A PERMANENT SIGN SHALL BE POSTED NEAR THE WATER HEATER OR ELECTRICAL PANEL TO IDENTIFY TERMITE TREATMENT PROVIDER, NEED FOR RE-INSPECTION AND TREATMENT RENEWAL

### RESIDENTIAL SWIMMING POOL SAFETY ACT:

ALL DOORS AND WINDOWS PROVIDING DIRECT ACCESS FROM THE HOME SHALL MEET THE REQUIREMENTS OF THE RESIDENTIAL SWIMMING POOL SAFETY ACT. ALL SCREEN DOORS ARE TO BE SELF LATCHING AND SELF CLOSING. LATCH MECHANISM SHALL BE MOUNTED AT 54" ABOVE FLOOR. ALARMS SHALL ALSO BE INSTALLED ON SCREEN DOORS. (I.C. TO VERIFY THAT ALL ENTS TO THE BACKYARD MEET THE REQUIREMENTS OF THE RESIDENTIAL SWIMMING POOL SAFETY ACT.

ALL IDEAS, DESIGNS, ARRANGEMENTS, AND PLANS INDICATED OR REPRESENTED BY THIS DRAWING ARE OWNED BY AND PROPERTY OF THIS OFFICE, AND WERE CREATED, EVOLVED, AND DEVELOPED FOR USE ON, AND IN CONNECTION WITH THE SPECIFIED PROJECT. NONE OF SUCH IDEAS, DESIGNS, ARRANGEMENTS, AND PLANS SHALL BE USED BY, OR DISCLOSED TO ANY PERSON, FIRM, OR CORPORATION FOR ANY PURPOSE WITHOUT WRITTEN PERMISSION OF NEW ARCHITECTURA INC.

MEMMER
ORIGINAL | TIMELESS | EXCEPTIONAL

PROPOSED CUSTOM RESIDENCE:

# Mr. & Mrs. Kaufmann

4700 Deer Run Drive, Deer Run Estates, Lot 25
Dublin, Delaware County, Ohio

*Hearthwood*

new architectura inc.
architecture + planning + interiors
3561 bonita bay boulevard 34134
bonita springs, florida
tel: 239.495.1641 fax: 239.495.2619
AA#: 0002883

revisions
1 20 25 BUILDING DEPT. COMMENTS

job no. 100125

date: 20 OCT. 2025

PERMIT SET

sheet: A-02

MFT of 21

ALL IDEAS, DESIGNS, ARRANGEMENTS, AND PLANS INDICATED OR REPRESENTED BY THIS DRAWING ARE THE PROPERTY OF MEMER, INC. AND SHALL NOT BE USED BY ANY PERSON, FIRM OR CORPORATION FOR ANY PURPOSE WHATSOEVER, EXCEPT WITH THE WRITTEN CONSENT OF MEMER, INC. ANY REPRODUCTION OF THESE PLANS, OR ANY PART THEREOF, WITHOUT THE EXPRESS WRITTEN CONSENT OF MEMER, INC. IS STRICTLY PROHIBITED. VISUAL CONTACT WITH THESE PLANS SHALL CONSTITUTE PRIMA FACIE EVIDENCE OF ACCEPTANCE OF THESE RESTRICTIONS.

MEMER
ORIGINAL | TIMELESS | EXCEPTIONAL

# Mr. & Mrs. Kaufmann

PROPOSED CUSTOM RESIDENCE:

4700 Deer Run Drive, Deer Run Estates, Lot 25
Dublin, Delaware County, Ohio

*Hearthwood*

mcw architecture inc.
architecture + planning + interiors
3561 Borrio Bay boulevard
Borrio springs, florida 34134
bus: 239.495.1841 fax: 239.495.2619 AA#: 0002883

| | |
|---|---|
| scale: | 1/4"=1'-0" |
| proj no: | 100125 |
| date: | 20 OCT. 2025 |
| sheet | A-03 |
| | of 21 |

PERMIT SET

## ENGINEERING NOTE:

REFER TO ENGINEERS STRUCTURAL DRAWINGS BY KCO STRUCTURAL
FOOTING SIZING, REINFORCEMENT, & STRUCTURAL SLAB DESIGN
FOOTING SIZING, REINFORCEMENT, & STRUCTURAL SLAB DESIGN
ROOF FRAMING, SHEATHING, & STEEL BEAM DESIGN
FOOTING SIZING, REINFORCEMENT, & STRUCTURAL SLAB DESIGN
ROOF FRAMING, SHEATHING, & STEEL BEAM DESIGN
STRUCTURAL DRAWINGS.

## SLAB PLAN

SCALE: 3/16" = 1'-0"

0 4 8 16 32 ft.

WHEN REDUCED TO 24" X 36" SHEETS USE GRAPHIC SCALE

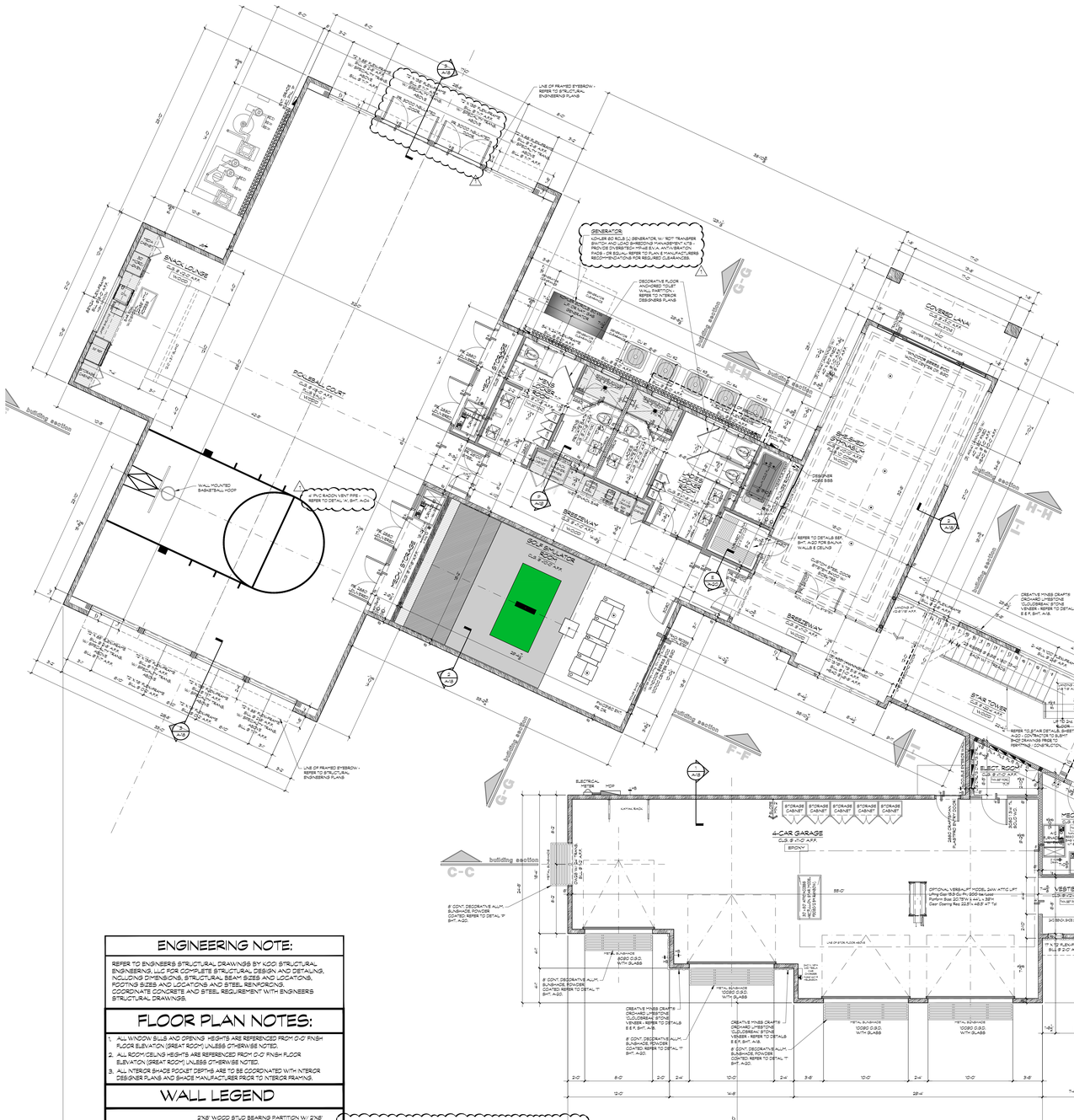
SHOWER
SHOWER
SHOWER

# ARCHITECTURAL 2nd FLOOR REFLECTED CEILING PLAN

SCALE: 3/16" = 1'-0"

INTERIOR DESIGN NOTE:
REFER TO INTERIOR DESIGN (ID) DRAWINGS BY PRESTIGE INTERIORS FOR COMPLETE LAYOUT & ELEVATION DETAILS FOR SPECIFIC SOFFITS, ALL HEADER OPENINGS AND SOFFIT HEIGHTS, TO BE CODED WITH INTERIOR DESIGN (ID) DRAWINGS

## LIGHT AND VENTILATION REQUIREMENTS PER RCO 303.1

| Room Name | Room Sq. Footage | Window Type | Qty. | Required Glazing | Provided Glazing | Required Ventilation | Provided Ventilation | Tempered Glazing | Bedroom Egress |
|---|---|---|---|---|---|---|---|---|---|
| FIRST FLOOR | | | | | | | | | |
| Club / Billard Room | 784 | Varies | 10 | 63.5 | 287.2 | 31.8 | 191.69 | Yes | - |
| Library | 235 | Varies | 10 | 18.8 | 183.5 | 9.4 | 47.3 | Yes | - |
| Master Bedroom | 351 | Varies | 13 | 28.1 | 228.8 | 14.0 | 65.18 | Yes | 1 @ 20.0 |
| Coffee Lounge | 348 | (6.@ 2'-) | 1 | 27.8 | 168.1 | 13.9 | 125 | Yes | - |
| Great Room | 481 | Varies | 9 | 38.5 | 78.8 | 19.6 | 28.22 | Yes | - |
| Kitchen | 484 | Varies | 8 | 38.3 | 77.4 | 19.2 | 59.54 | Yes | - |
| Dining Room | 283 | Varies | 12 | 21.0 | 143.7 | 10.5 | 36 | Yes | - |
| Bedroom #2 | 218 | (6.@ 2'-) | 1 | 17.5 | 82.3 | 8.8 | 45.43 | Yes | 2 @ 24.2 |
| Sno-Shed/Gymnasium | 515 | Varies | 13 | 41.2 | 307.8 | 20.6 | 126.76 | Yes | - |
| Pickleball Court/Snack Lounge Room | 2320 | Varies | 21 | 185.6 | 931.8 | 92.8 | 120.48 | Yes | - |
| SECOND FLOOR | | | | | | | | | |
| Bedroom #3 | 326 | Varies | 7 | 26.2 | 142.9 | 13.1 | 56 | Yes | 2 @ 28.0 |
| Loft | 47 | Varies | 6 | 32.8 | 49.2 | 16.4 | 24.08 | Yes | - |
| Bedroom #4 | 187 | Casement | 2 | 15.0 | 22.2 | 7.5 | 28.2 | Yes | 1 @ 28.2 |
| Bedroom #5 | 241 | Varies | 4 | 19.3 | 20.8 | 9.6 | 10.5 | Yes | 1 @ 10.5 |

2018 RCO - SECTION 303 LIGHT, VENTILATION AND HEATING

303.1 HABITABLE ROOMS: ALL HABITABLE ROOMS SHALL HAVE AN AGGREGATE GLAZING AREA OF NOT LESS THAN 8 PERCENT OF THE FLOOR AREA OF SUCH ROOMS. NATURAL VENTILATION SHALL BE THROUGH WINDOWS, DOORS, LOUVERS OR OTHER APPROVED OPENINGS TO THE OUTSIDE AIR, SUCH OPENINGS SHALL BE PROVIDED WITH READY ACCESS OR SHALL OTHERWISE BE READILY CONTROLLABLE BY THE BUILDING OCCUPANTS. THE MINIMUM OPENABLE AREA TO THE OUTDOORS SHALL BE 4 PERCENT OF THE FLOOR AREA BEING VENTILATED.

EXCEPTIONS:

1. THE GLAZED AREAS NEED NOT BE OPENABLE WHERE THE OPENING IS NOT REQUIRED BY SECTION 310 AND A WHOLE HOUSE MECHANICAL VENTILATION SYSTEM IS INSTALLED IN ACCORDANCE WITH RCO SECTION 1505

2. THE GLAZED AREAS NEED NOT BE INSTALLED IN ROOMS WHERE EXCEPTION 1 ABOVE IS SATISFIED AND ARTIFICIAL LIGHT IS PROVIDED THAT IS CAPABLE OF PRODUCING AN AVERAGE ILLUMINATION OF 6 FOOTCANDLES (65 LUX) OVER THE AREA OF THE ROOM AT A HEIGHT OF 30 INCHES ABOVE FLOOR LEVEL).

3. USE OF SUNROOM AND PATIO COVERS, AS DEFINED IN RCO SECTION 202, SHALL BE PERMITTED FOR NATURAL VENTILATION IF N EXCESS OF 40 PERCENT OF THE EXTERIOR SUNROOM WALLS ARE OPEN, OR ARE ENCLOSED ONLY BY INSECT SCREENING

* DENOTES ROOMS REQUIRING ADDITIONAL VENTILATION OR LIGHTING BY THE BUILDING COMPONENTS.

## CEILING NOTES

1. REFER TO INTERIOR DESIGN (ID) DRAWINGS FOR COMPLETE INTERIOR ELEVATIONS AND DETAILS FOR ALL CEILING COFFER MATERIALS & DIMENSIONS.
2. VERIFY/COORDINATE ALL ARCHES, HEADER OPENINGS AND SOFFIT HEIGHTS W/ INTERIOR DESIGN (ID) DRAWINGS.

## GENERAL NOTES:

1. ALL TRADES SHALL BE RESPONSIBLE TO READ ALL DETAILS AND SPECIFICATIONS, AND PLANS (ARCHITECTURAL AND MECHANICAL) FOR PROPER COORDINATION. IF ANY CONFLICTS EXIST, THAT TRADE SHALL NOTIFY THE CONTRACTOR AND/OR ARCHITECT OF THE SAME, PRIOR TO CONSTRUCTION.
2. CONTRACTOR SHALL DIRECT ANY DISCREPANCIES TO THE ARCHITECT PRIOR TO CONSTRUCTION, AND CONTRACTOR SHALL BE RESPONSIBLE FOR WORK WHICH PROCEEDS WITHOUT DUE COURSE AND COORDINATION.
3. SUBSTITUTIONS, OR APPROVED EQUAL PRODUCTS SHALL BE LISTED AND APPROVED BY ARCHITECT PRIOR TO CONTRACT SIGNING. ALL MATERIALS SHALL BE ORDERED IN TIMELY FASHION AND WILL NOT CONSTITUTE REASON FOR SUBSTITUTION. DELAYS FOR MATERIALS WILL BE THE SOLE RESPONSIBILITY OF THE CONTRACTOR.
4. THESE DRAWINGS ARE FOR THE CONSTRUCTION OF THE HOUSE AND DIMENSIONS MAY VARY DUE TO THE CONSTRUCTION PROCESS. THESE DRAWINGS ARE NOT TO BE USED BY DESIGNER/DECORATORS FOR THE PRODUCTION OF FURNITURE, BUILT-INS, AND OR ACCESSORY ITEMS IN THE HOME. MEASUREMENTS FOR THESE ITEMS MUST BE TAKEN WHEN THE HOUSE IS COMPLETED.
5. CONTRACTOR TO PROVIDE 8" x 8" CONCRETE LINTEL OVER ALL OPENINGS NOT COVERED BY DROPPED TIE BEAM OR OTHER HEADER.
6. ALL FIXED GLASS WINDOWS ARE TO HAVE SIZES VERIFIED IN FIELD.
7. ALL WINDOWS DESIGNATED ON PLANS HAVE BEEN SIZED ACCORDING TO BE ANDERSEN 400 SERIES TEMPERED GLASS WINDOWS (COLOR - BLACK) (W/ 3/4" WITH BLACK GRILLES WHERE APPLICABLE). CONTRACTOR MAY SUBSTITUTE WITH EQUAL OR BETTER PRODUCT. IMPACT GLASS TO BE USED IN ALL HAZARDOUS AREAS AS DEFINED BY 2018 RESIDENTIAL CODE OF OHIO SECTION 308.
8. ALL CEILING HEIGHTS ARE REFERENCED FROM NEAREST FN. FL. ALL BEARING ELEVATIONS ARE BASED ON +0'-0" (REFERENCED FINISHED FLOOR ELEVATION.)
9. ALL EXTERIOR WOOD FRAMING CONDITIONS WITH CEMENTITIOUS FINISH, THAT CONNECT TO CONCRETE BLOCK, ARE TO HAVE 5 LB. CEMENTITIOUS COATING ON HIGH RIBBED METAL LATH (OVERLAP 12" MIN. ON EACH SIDE OF JOINT) ON #15 FELT.
10. CONCRETE FOOTINGS HAVE BEEN DESIGNED FOR AN ASSUMED 2,500 P.S.F. SOIL BEARING CAPACITY (UNLESS NOTED OTHERWISE). GENERAL CONTRACTOR/BUILDER TO VERIFY. REFER TO SOIL REPORT. TEST SOIL BORINGS SHALL BE PROVIDED PRIOR TO CONSTRUCTION.
11. FOOTING TO BEAR ON NATURAL SOIL PREPARED AND COMPACTED AS FOLLOWS:
    - STEP (1) ONE FOOT OF EXISTING SOIL (3) THREE FEET PAST EXTERIOR BUILDING LINES. NOTE ALL DELETERIOUS MATERIAL MUST BE COMPLETELY REMOVED.
    - COMPACT BOTTOM OF EXCAVATION WITH MEDIUM DUTY VIBRATORY ROLLER
    - CHECK DENSITY OF EXISTING SOIL TO ENSURE MINIMUM DENSITY OF 98% OF COMPACTED SURFACE BEFORE ADDING FILL. ADDITIONAL FILL TO BE PLACED IN A MAXIMUM 8 IN (8) LIFTS AND COMPACT TO A MINIMUM APPROVED DENSITY OF 98% BEFORE ADDING NEXT LIFT.
    - FILL TO BE A-3 SAND FREE FROM DELETERIOUS MATERIAL AND WELL GRADED VERIFICATION OF TEST FOR MODIFIED PROCTOR AASHO-ATOO SHALL BE FILED WITH BUILDING OFFICIAL.
12. PROVIDE CONCRETE FILLED CELLS MIN. 8" X 8" WITHOUT STEEL, REINFORCING TYPICAL BOTH SIDES OF WINDOW MASONRY OPENINGS.
13. 2" X 8" WD. GANG STUD POST SHALL CONSIST OF (3) 2" X 8" WD. STUDS GLUED AND SCREWED TOGETHER.
14. ALL GLASS SHOWER ENCLOSURES AND DOORS SHALL BE TEMPERED GLASS.
15. ALL ANGLES ARE 45° TYPICAL UNLESS OTHERWISE NOTED.
16. ALL PLANTER WALLS WHICH ARE ALSO EXTERIOR WALLS OF THE MAIN BUILDING STRUCTURE SHALL BE WATERPROOFED FROM 4" BELOW THE TOP OF THE PLANTER WALL TO 4" BELOW THE ADJACENT INTERIOR FINISH WITH DAMPROOFING AT 5 O.C. ALL PLANTERS ON UPPER FLOOR DECKS SHALL HAVE A GALVANIZED METAL LINER (WATERTIGHT) WITH 2" PVC DRAIN TO EXT. WASTE WATER SYSTEM.
17. ALL WORK SHALL CONFORM TO ALL DELAWARE COUNTY ORDINANCES AND THE 2024 OHIO BUILDING CODE AND 2018 RESIDENTIAL CODE OF OHIO.
18. SHOP DRAWINGS AND SUBMITTALS SHALL BE REQUIRED AND SUBMITTED FOR ARCHITECTS REVIEW ON THE FOLLOWING ITEMS:
    - ROOF TRUSSES
    - FLOOR TRUSSES
    - STRUCTURAL CONNECTIONS
    - INT. & EXT. DOORS
    - INT. & EXT. FINISHES
    - ROOFING MATERIAL
    - WINDOWS
    - SKYLIGHTS
    - ELECTRICAL EQUIPMENT
    - AIR CONDITIONING EQUIPMENT
    - FIREPLACE
    - PERIMETER PLOT SURVEY

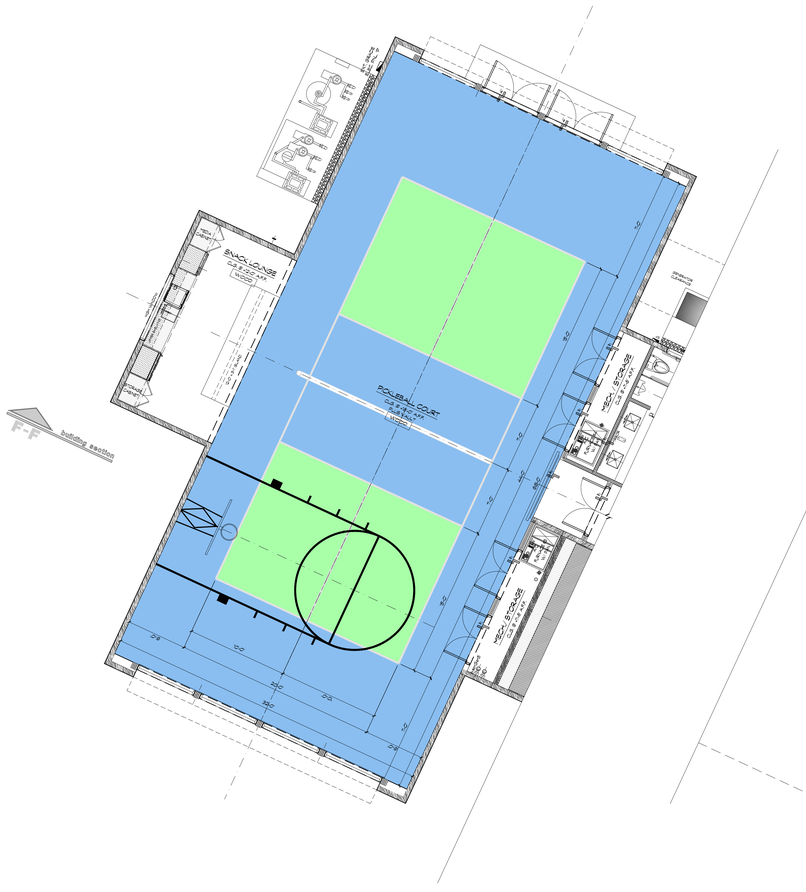


# ARCHITECTURAL PICKLEBALL COURT LAYOUT

SCALE: 3/16" = 1'-0"

0 4 8 16 32 ft.

WHEN REDUCED TO 24" X 36" SHEETS USE GRAPHIC SCALE

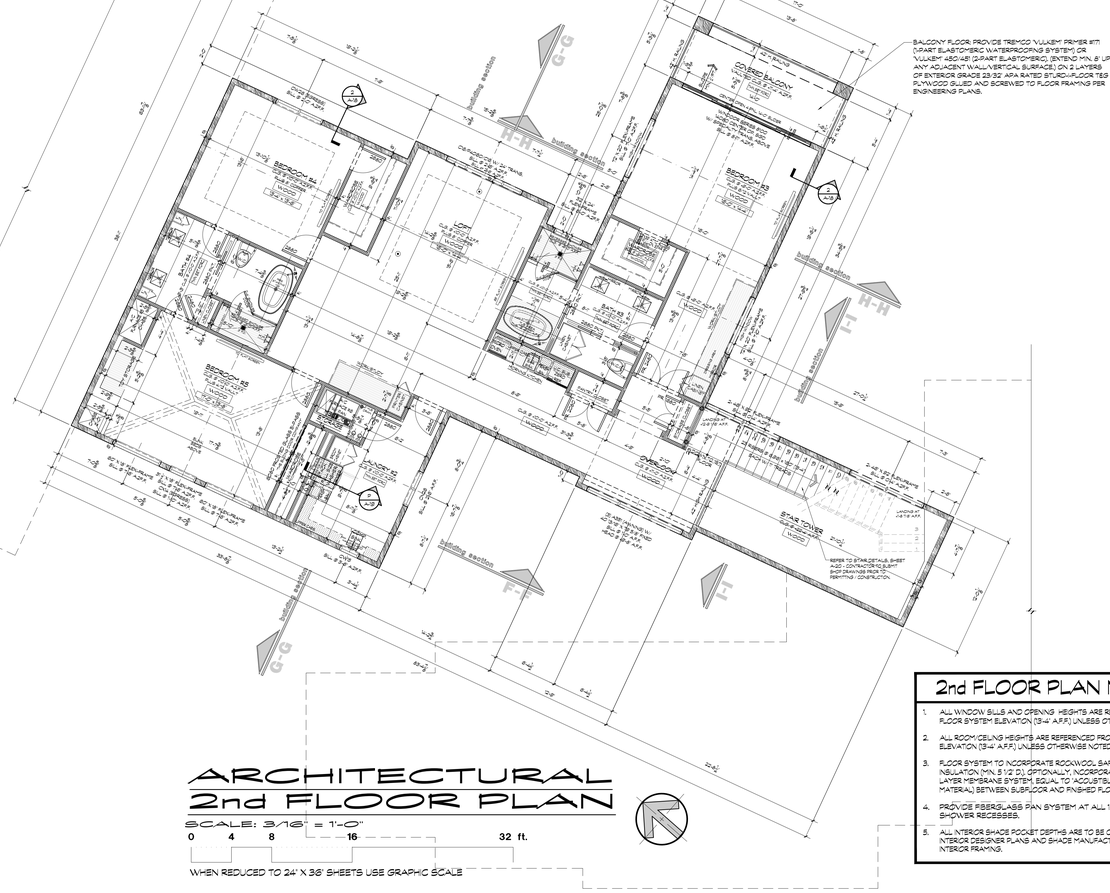


# ARCHITECTURAL 2nd FLOOR PLAN

SCALE: 3/16" = 1'-0"

0 4 8 16 32 ft.

WHEN REDUCED TO 24" X 36" SHEETS USE GRAPHIC SCALE

## 2nd FLOOR PLAN NOTES:

1. ALL WINDOW SILLS AND OPENING HEIGHTS ARE REFERENCED FROM 2nd FLOOR SYSTEM ELEVATION (13'-4" A.F.F.) UNLESS OTHERWISE NOTED.
2. ALL ROOM/CEILING HEIGHTS ARE REFERENCED FROM 2nd FLOOR SYSTEM ELEVATION (13'-4" A.F.F.) UNLESS OTHERWISE NOTED.
3. FLOOR SYSTEM TO INCORPORATE ROCKWOOL SAFERSOUND WOOL BATT INSULATION (MN. 5 1/2" D.), OPTIONALLY, INCORPORATE A SOUNDPROOFING LAYER MEMBRANE SYSTEM, EQUAL TO ACOUSTIBLOK BLOKS (1/4" THICK MATERIAL) BETWEEN SUBFLOOR AND FINISHED FLOORING.
4. PROVIDE FIBERGLASS PAN SYSTEM AT ALL 1st & 2nd FLOOR SHOWER RECESSES.
5. ALL INTERIOR SHADE POCKET DEPTHS ARE TO BE COORDINATED WITH INTERIOR DESIGNER PLANS AND SHADE MANUFACTURER PRIOR TO INTERIOR FRAMING.

## WALL LEGEND

- 2"X6" WOOD STUD BEARING PARTITION W/ 2"X8" (NOM.) WOOD STUDS @ 16" O.C. (MAX.) AND DBL. TOP PLATE W/ STAGGERED JOINTS, R-19 BATT. INSULATION BETWEEN STUDS & MIN. 1/2" DRYWALL BOTH SIDES. TYPICAL UNLESS OTHERWISE DIMENSIONED ON PLANS.
- 2"X4" METAL STUD PARTITION W/ 2"X4" (NOM.) METAL STUDS @ 16" O.C. (MAX.) & MIN. 1/2" DRYWALL BOTH SIDES. TYPICAL UNLESS OTHERWISE DIMENSIONED ON PLANS.
- METAL STUD PARTITION W/ R-19 BATT. INSULATION BETWEEN STUDS & MIN. 1/2" DRYWALL BOTH SIDES REFERENCE FLOOR PLAN DIMENSIONS FOR WIDTH OF WALL.

ALL IDEAS, DESIGNS, ARRANGEMENTS, AND PLANS INDICATED OR REPRESENTED BY THIS DRAWING ARE OWNED BY AND PROPERTY OF THIS OFFICE, AND WHERE CREATED, EVOLVED, AND DEVELOPED FOR USE ON, AND IN CONNECTION WITH THE SPECIFIED PROJECT. NONE OF SUCH IDEAS, DESIGNS, ARRANGEMENTS, AND PLANS SHALL BE USED BY, OR DISCLOSED TO ANY PERSON, FIRM, OR CORPORATION FOR ANY PURPOSE WITHOUT WRITTEN PERMISSION OF MEM ARCHITECTURA INC.

MEMMER
ORIGINAL | TIMELESS | EXCEPTIONAL

PROPOSED CUSTOM RESIDENCE:

# Mr. & Mrs. Kaufmann

4700 Deer Run Drive, Deer Run Estates, Lot 25
Dublin, Ohio
Delaware County.

Heartwood

mem architectura inc.
architecture + planning + interiors
3561 bonita bay boulevard
bonita springs, florida 34134
tel: 239.495.1841 fax: 239.495.2619
AA#: 0002883

revisions

job no. 100125

date: 20 OCT. 2025

PERMIT SET

sheet: A-05

MFT

of 21

# 1st FLOOR REFLECTED CEILING PLAN

scale: 3/16" = 1'-0"

0 4 8 16 32 ft.

WHEN REDUCED TO 24 X 36 SHEETS USE GRAPHIC SCALE

## CEILING NOTES

1. REFER TO INTERIOR DESIGN (I) DRAWINGS FOR COVE, SOFFIT, INTERIOR ELEVATIONS AND DETAILS FOR ALL CEILING COFFER MATERIALS & DIMENSIONS.
2. REFER TO INTERIOR (I) DRAWINGS FOR ALL MISCELLANEOUS CEILINGS AND SOFFIT HEIGHTS.
3. ALL NON-RATED GYP. BD. CEILINGS ARE TO BE FINISHED FLUSH WITH ADJACENT FLOOR ELEVATION, UNLESS OTHERWISE NOTED.
4. ALL ROOF FRAMING AND ROOF SHEATHING ARE TO BE FINISHED FLUSH WITH ADJACENT FLOOR ELEVATION, UNLESS OTHERWISE NOTED.

PERMIT SET

sheet A-06 of 21

date 20 OCT. 2025

phno 100125


architecture + planning + interiors

architecture, inc.

3561 Borrio Dxy boulevard
Borrio springs, florida 32134
Bus: 239.495.1841 fax: 239.495.2619 AA#: 0002883


PROPOSED CUSTOM RESIDENCE:

# Mr. & Mrs. Kaufmann

4700 Deer Run Drive, Deer Run Estates, Lot 25
Dublin, Delaware County, Ohio

H earthWood


ALL IDEAS, DESIGNS, ARRANGEMENTS, AND PLANS INDICATED OR REPRESENTED BY THIS DRAWING ARE THE PROPERTY OF MEMNER, INC. AND WERE CREATED, EVOLVED AND DEVELOPED FOR USE ON, AND IN CONNECTION WITH THE SPECIFIED PROJECT. NONE OF SUCH IDEAS, DESIGNS, ARRANGEMENTS, OR PLANS SHALL BE USED BY OR DISCLOSED TO ANY PERSON, FIRM OR CORPORATION FOR ANY PURPOSE WHATSOEVER WITHOUT THE WRITTEN PERMISSION OF MEMNER, INC.

MEMNER
ORIGINAL | TIMELESS | EXCEPTIONAL

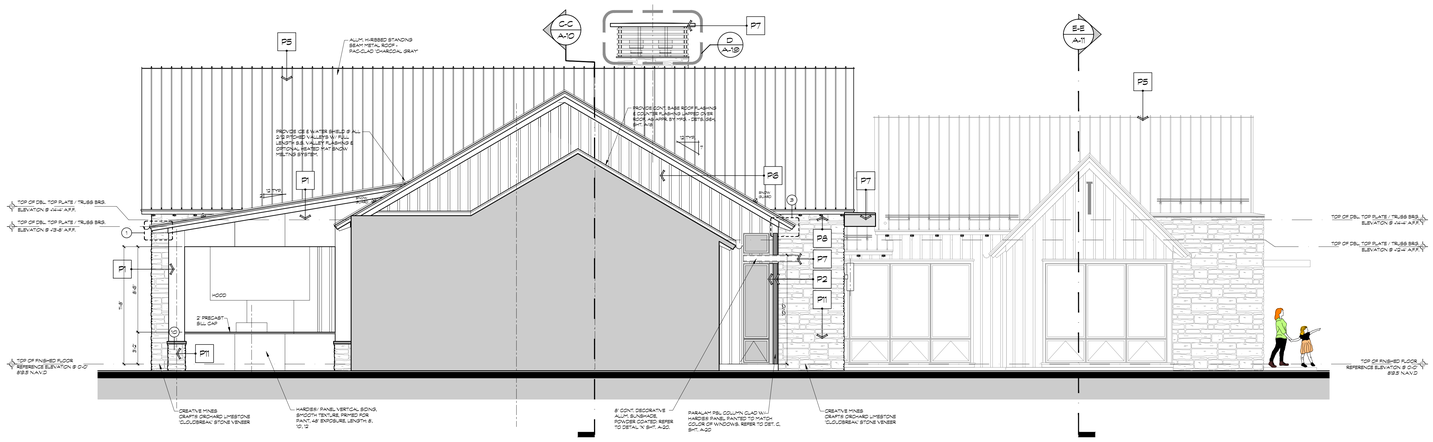


## PARTIAL LEFT SIDE ELEVATION

SCALE: 3/16" = 1'-0" AT OUTDOOR KITCHEN & DINING ROOM

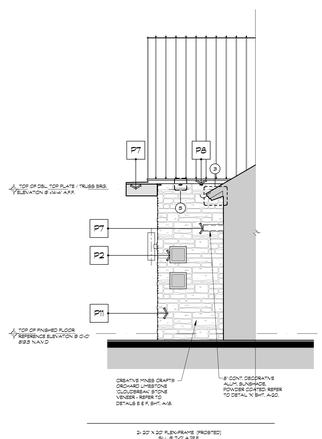


## PARTIAL LEFT SIDE ELEVATION

SCALE: 3/16" = 1'-0" AT LIBRARY/STUDY

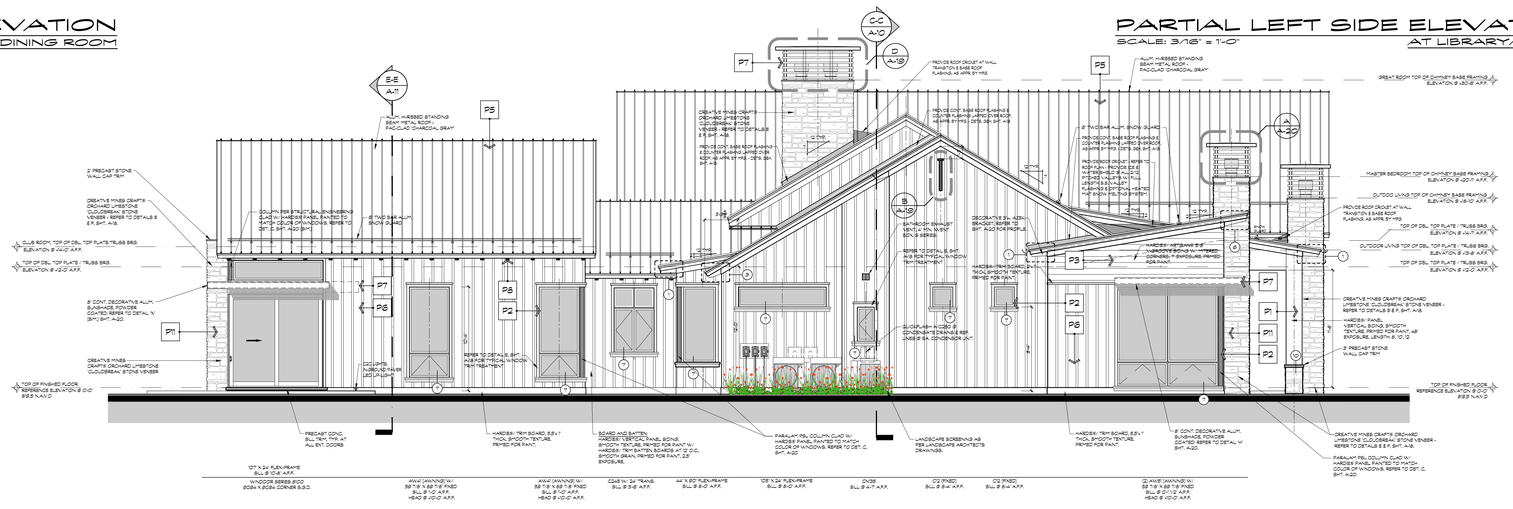


## PARTIAL RIGHT SIDE ELEVATION

SCALE: 3/16" = 1'-0" AT POWDER ROOM




## RIGHT SIDE ELEVATION

SCALE: 3/16" = 1'-0"

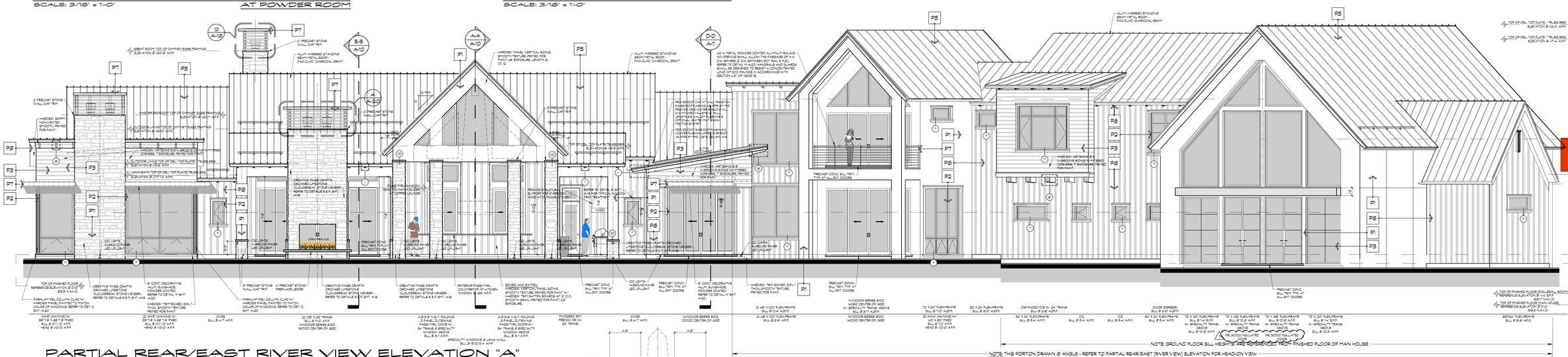


## PARTIAL REAR/EAST RIVER VIEW ELEVATION "A"

SCALE: 3/16" = 1'-0"

0 4 8 16 32 ft.

WHEN REDUCED TO 24" X 36" SHEETS USE GRAPHIC SCALE

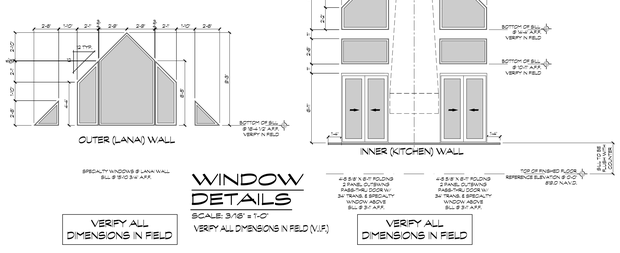


## WINDOW DETAILS

SCALE: 3/16" = 1'-0"

VERIFY ALL DIMENSIONS IN FIELD (V.I.F.)

VERIFY ALL DIMENSIONS IN FIELD

VERIFY ALL DIMENSIONS IN FIELD

## PAINT COLOR LEGEND

| MARK | PAINT COLOR | BASE MATERIAL |
|---|---|---|
| P1 | SHERWIN WILLIAMS 'IRON ORE' - SW 7069 | HARDIE® PANEL VERTICAL SIDING |
| P2 | SHERWIN WILLIAMS 'BLACK MAGIC' - SW 6991 | ANDERSEN WINDOWS SLIDERS & MULLIONS |
| P3 | SHERWIN WILLIAMS 'SOFTWARE' - SW 7074 | ACCENT & BUMP OUT AREAS |
| P4 | SHERWIN WILLIAMS 'BLACK MAGIC' - SW 6991 | METAL ENTRY & GARAGE DOORS W/ FROSTED GLASS |
| P5 | CMG - CHARCOAL | PAC-CLAD METAL ROOF |
| P6 | SHERWIN WILLIAMS 'CITY LOFT' - SW 7631 | HARDIE® PANEL SDNG & TRM BATTEN BOARD |
| P7 | (RAL 7012) BASALT GREY | AL. SUNSHADES, FRAMED EYEBROWS, CHIMNEY CAPS, RAILINGS |
| P8 | SHERWIN WILLIAMS 'SOFTWARE' - SW 7074 | CORBELS/ OUTRIGGERS |
| P9 | SHERWIN WILLIAMS 'WEB GRAY' - SW 7075 | SOFFIT |
| P10 | SHERWIN WILLIAMS 'WEB GRAY' - SW 7075 | FASCIA |
| P11 | CRAFT® ORCHARD LIMESTONE 'CLOUDBREAK' | STONE VENEER |
| P12 | SHERWIN WILLIAMS 'CITY LOFT' - SW 7631 | TRIM AT STONE & BATTENS |

## JAMES HARDIE PRODUCTS NOTE:

1. EXTERIOR FINISH MATERIALS AND PRODUCTS SPECIFIED AS HARDIE® BRANDED PRODUCTS SHALL BE INSTALLED PER JAMES HARDIE® BEST PRACTICES AND RECOMMENDATIONS. REFER TO:

   JAMES HARDIE® SIDING PRODUCTS - HARDIEZONE 5 (HZ5) BEST PRACTICES-INSTALLATION GUIDE SIDING AND TRIM PRODUCTS VERSION 2.1 - DECEMBER 2019

2. REFER TO SHEET A-18 FOR COMMON FLASHING DETAIL REQUIREMENTS USED HEREIN.
3. NO GRADING SHALL BE WITHIN / LESS THAN 8 INCHES OF ANY HARDIE® TRIM PRODUCT.
4. ALL JAMES HARDIE® PRODUCTS TO BE INSTALLED BY APPROVED DEDICATED HARDIE® INSTALLER / CONTRACTOR.
5. ALL JAMES HARDIE® PRODUCTS ARE TO BE ORDERED AS 'PRIMED FOR PAINT'.

## ELEVATION NOTES

1. BASE FLOOD ELEVATION THAT OF ZONE 'X' EL N/A - FINISHED FLOOR ELEVATION TO BE AT 818.5 NAVD.
2. ALL BANDING DETAILS TO BE STUCCO OR ARCHITECT APPROVED MATERIAL. STYROFOAM IS NOT PERMITTED. PRECAST CONCRETE (KEYSTONE) SHALL BE AS DESIGNATED ON ELEVATIONS.
3. PROVIDE 2X10 LEDGER BLOCKING BEHIND KEYSTONE BANDING AT ALL FRAMING CONDITIONS.
4. PROVIDE STUCCO CONTROL JOINTS, AREA NOT TO EXCEED 196 SQ. FT. (14' X 14') OF WALL SURFACE.
5. PROVIDE 'VULKEM' WATERPROOFING BEHIND ALL TILE.

ALL IDEAS, DESIGNS, ARRANGEMENTS, AND PLANS INDICATED OR REPRESENTED BY THIS DRAWING ARE OWNED BY AND PROPERTY OF THIS OFFICE, AND WERE CREATED, EVOLVED, AND DEVELOPED FOR USE ON, AND IN CONNECTION WITH THE SPECIFIED PROJECT. NONE OF SUCH IDEAS, DESIGNS, ARRANGEMENTS, AND PLANS SHALL BE USED BY, OR DISCLOSED TO ANY PERSON, FIRM, OR CORPORATION FOR ANY PURPOSE WITHOUT WRITTEN PERMISSION OF MEM ARCHITECTURA INC.

MEMMER
ORIGINAL | TIMELESS | EXCEPTIONAL

PROPOSED CUSTOM RESIDENCE:

# Mr. & Mrs. Kaufmann

4700 Deer Run Drive, Deer Run Estates, Lot 25
Dublin, Ohio
Delaware County

*HearWood*

new architectura inc.
architecture + planning + interiors
3561 bonita bay boulevard
bonita springs, florida 34134
tel: 239.495.1841 fax: 239.495.2619
AA#: 0002883

revisions

V.2 08 BUILDING DEPT. COMMENTS

job no. 100125

date: 20 OCT. 2025

PERMIT SET

sheet: A-07

MT

of 21

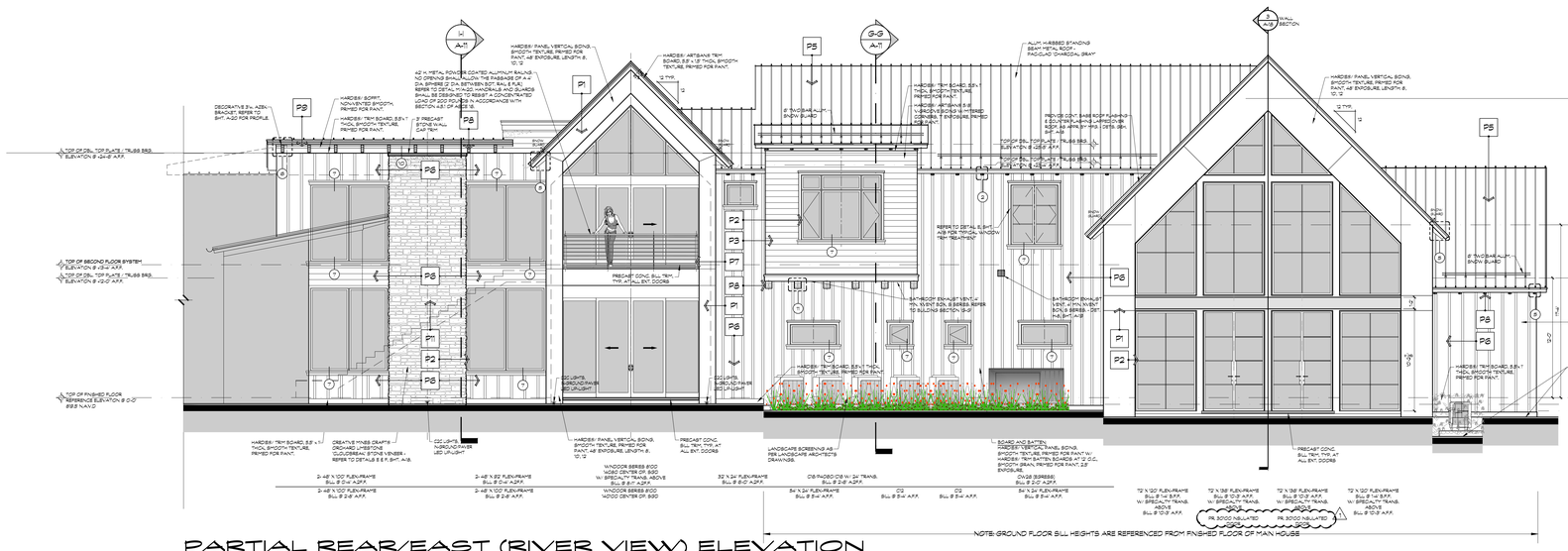


## PARTIAL REAR/EAST (RIVER VIEW) ELEVATION
SCALE: 3/16" = 1'-0"

AT PICKLEBALL WING

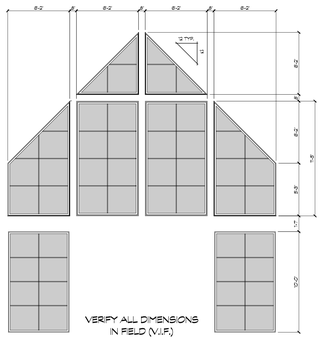


VERIFY ALL DIMENSIONS IN FIELD (V.I.F.)

## WINDOW DIMENSION DETAIL
SCALE: 3/16" = 1'-0"

## PAINT COLOR LEGEND

| MARK | PAINT COLOR | BASE MATERIAL |
|---|---|---|
| P1 | SHERWIN WILLIAMS 'IRON ORE' - SW 7069 | HARDIE® PANEL VERTICAL SIDING |
| P2 | SHERWIN WILLIAMS 'BLACK MAGIC' - SW 6991 | ANDERSEN WINDOWS SLIDERS & MULLIONS |
| P3 | SHERWIN WILLIAMS 'SOFTWARE' - SW 7074 | ACCENT & BUMP OUT AREAS |
| P4 | SHERWIN WILLIAMS 'BLACK MAGIC' - SW 6991 | METAL ENTRY & GARAGE DOORS W/ FROSTED GLASS |
| P5 | CMG - CHARCOAL | PAC-CLAD METAL ROOF |
| P6 | SHERWIN WILLIAMS 'CITY LOFT - SW 7631 | HARDIE® PANEL SDING & TRIM BATTEN BOARD |
| P7 | (RAL 7012) BASALT GREY | AL. SUNSHADES, FRAMED EYEBROWS, CHIMNEY CAPS, RAILINGS |
| P8 | SHERWIN WILLIAMS 'SOFTWARE' - SW 7074 | CORBELS/ OUTRIGGERS |
| P9 | SHERWIN WILLIAMS 'WEB GRAY' - SW 7075 | SOFFIT |
| P10 | SHERWIN WILLIAMS 'WEB GRAY' - SW 7075 | FASCIA |
| P1 | CRAFT® ORCHARD LIMESTONE 'CLOUDBREAK' | STONE VENEER |
| P2 | SHERWIN WILLIAMS 'CITY LOFT - SW 7631 | TRM AT STONE & BATTENS |

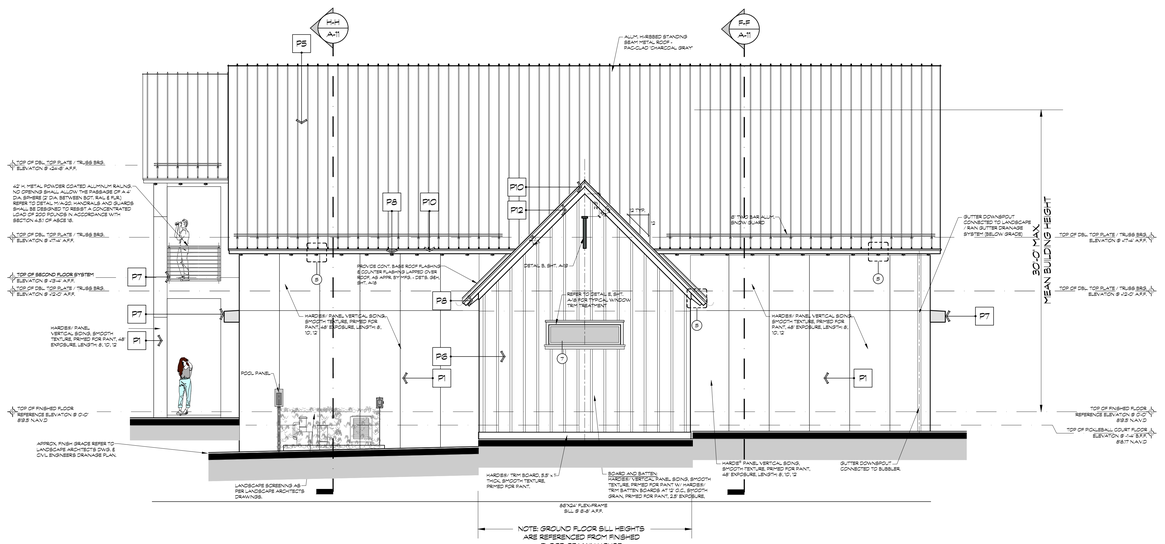


## PARTIAL LEFT SIDE ELEVATION
SCALE: 3/16" = 1'-0"

AT PICKLEBALL WING

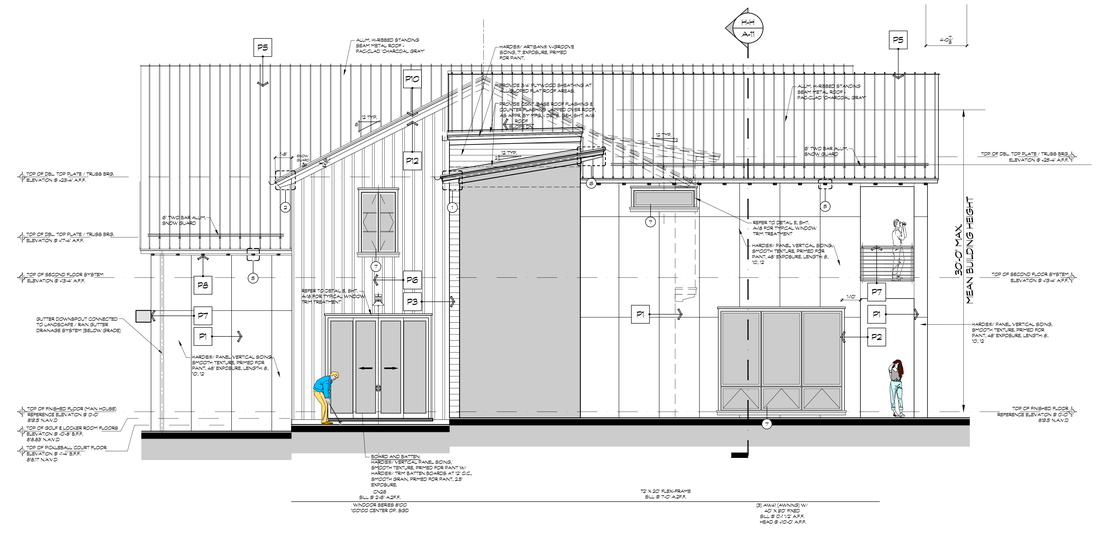


## PARTIAL RIGHT SIDE ELEVATION
SCALE: 3/16" = 1'-0"

AT PICKLEBALL WING & GYMNASIUM

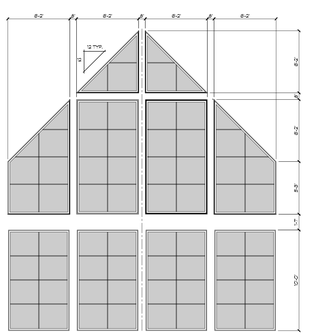


VERIFY ALL DIMENSIONS IN FIELD (V.I.F.)

## WINDOW DIMENSION DETAIL
SCALE: 3/16" = 1'-0"

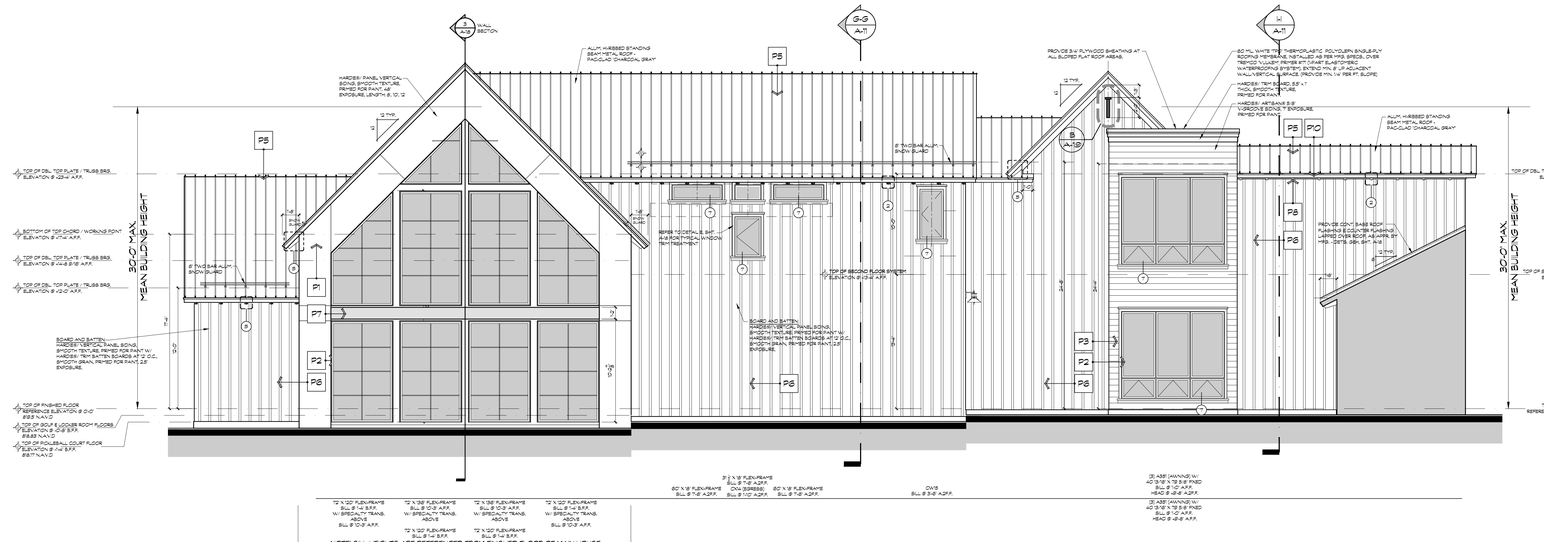


## PARTIAL FRONT ELEVATION
SCALE: 3/16" = 1'-0"

AT PICKLEBALL WING

0 4 8 16 32 ft.

WHEN REDUCED TO 24" X 36" SHEETS USE GRAPHIC SCALE

## JAMES HARDIE PRODUCTS NOTE:

1. EXTERIOR FINISH MATERIALS AND PRODUCTS SPECIFIED AS HARDIE® BRANDED PRODUCTS SHALL BE INSTALLED PER JAMES HARDIE® BEST PRACTICES AND RECOMMENDATIONS. REFER TO:
   JAMES HARDIE® SIDING PRODUCTS - HARDIEZONE 5 (HZ5)
   BEST PRACTICES INSTALLATION GUIDE
   SIDING AND TRIM PRODUCTS
   VERSION 01 - DECEMBER 2019
2. REFER TO SHEET A10 FOR COMMON FLASHING DETAIL REQUIREMENTS USED HEREIN.
3. NO GRADING SHALL BE WITHIN / LESS THAN 6 INCHES OF ANY HARDIE® TRIM PRODUCT.
4. ALL JAMES HARDIE® PRODUCTS TO BE INSTALLED BY APPROVED DEDICATED HARDIE® INSTALLER / CONTRACTOR.
5. ALL JAMES HARDIE® PRODUCTS ARE TO BE ORDERED AS "PRIMED FOR PAINT".

## ELEVATION NOTES

1. BASE FLOOD ELEVATION THAT OF ZONE 'X' EL. N/A - FINISHED FLOOR ELEVATION TO BE AT 818.5 NAVD.
2. ALL BANDING DETAILS TO BE STUCCO OR ARCHITECT APPROVED MATERIAL. STYROFOAM IS NOT PERMITTED. PRECAST CONCRETE (KEYSTONE) SHALL BE AS DESIGNATED ON ELEVATIONS.
3. PROVIDE 2X10 LEDGER BLOCKING BEHIND KEYSTONE BANDING AT ALL FRAMING CONDITIONS.
4. PROVIDE STUCCO CONTROL JOINTS, AREA NOT TO EXCEED 196 SQ. FT. (14' X 14') OF WALL SURFACE.
5. PROVIDE 'VULKEM' WATERPROOFING BEHIND ALL TILE.

ALL IDEAS, DESIGNS, ARRANGEMENTS, AND PLANS INDICATED OR REPRESENTED BY THIS DRAWING ARE OWNED BY AND PROPERTY OF THIS OFFICE, AND WERE CREATED, EVOLVED, AND DEVELOPED FOR USE ON, AND IN CONNECTION WITH THE SPECIFIED PROJECT. NONE OF SUCH IDEAS, DESIGNS, ARRANGEMENTS, AND PLANS SHALL BE USED BY, OR DISCLOSED TO ANY PERSON, FIRM, OR CORPORATION FOR ANY PURPOSE WITHOUT WRITTEN PERMISSION OF NEW ARCHITECTURA INC.

MEMMER
OHIO'S NAL | TIMELESS | EXCEPTIONAL

PROPOSED CUSTOM RESIDENCE:

# Mr. & Mrs. Kaufmann

4700 Deer Run Drive, Deer Run Estates, Lot 25
Dublin, Delaware County, Ohio

*Heartwood*

new architectura inc.
architecture + planning + interiors
3561 bonita bay boulevard
bonita springs, florida
bus: 239.495.1841 | fax: 239.495.2019
AA#: 0002883

revision:
1) 2025 BUILDING DEPT. COMMENTS

job no.: 100125

date: 20 OCT. 2025

PERMIT SET

sheet:
A-08

MT

of 21

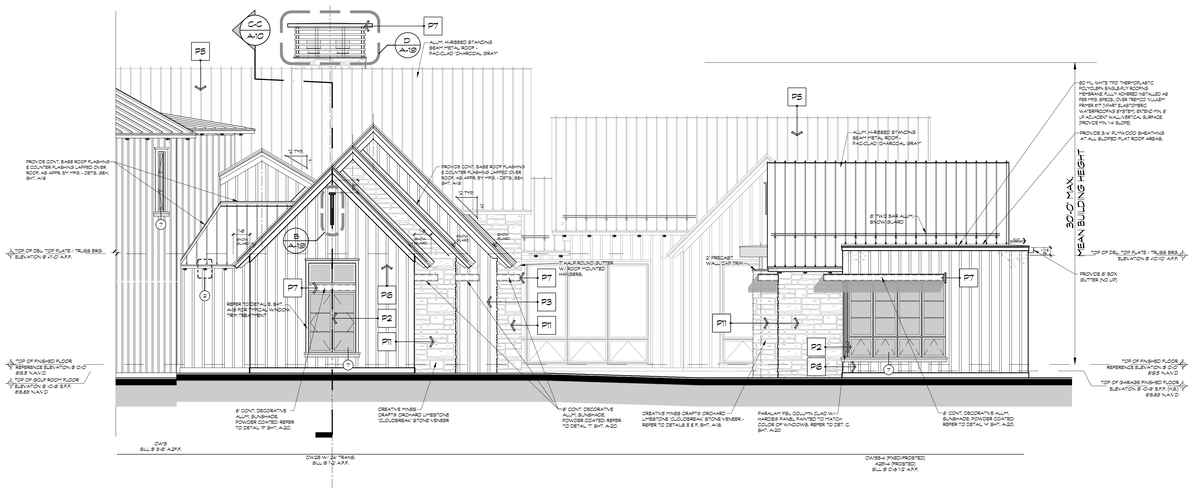


# PARTIAL LEFT SIDE ELEVATION
SCALE: 3/16" = 1'-0" AT GARAGES

0 4 8 16 32 ft.

WHEN REDUCED TO 24" X 36" SHEETS USE GRAPHIC SCALE

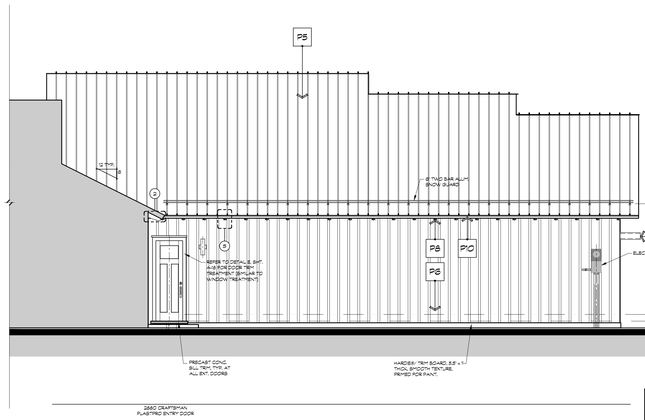


# PARTIAL REAR ELEVATION
SCALE: 3/16" = 1'-0" AT 4-CAR GARAGE

0 4 8 16 32 ft.

WHEN REDUCED TO 24" X 36" SHEETS USE GRAPHIC SCALE

| PAINT COLOR LEGEND | | |
|---|---|---|
| MARK | PAINT COLOR | BASE MATERIAL |
| P1 | SHERWIN WILLIAMS 'IRON ORE' - SW 7069 | HARDIES® / PANEL VERTICAL SIDING |
| P2 | SHERWIN WILLIAMS 'BLACK MAGIC' - SW 6991 | ANDERSEN WINDOWS SLIDERS & MULLIONS |
| P3 | SHERWIN WILLIAMS 'SOFTWARE' - SW 7074 | ACCENT & BUMP OUT AREAS |
| P4 | SHERWIN WILLIAMS 'BLACK MAGIC' - SW 6991 | METAL ENTRY & GARAGE DOORS W/ FROSTED GLASS |
| P5 | CMG - CHARCOAL | PAC-CLAD METAL ROOF |
| P6 | SHERWIN WILLIAMS 'CITY LOFT - SW 7631 | HARDIES® PANEL SDNG & TRM BATTEN BOARD |
| P7 | (RAL 7012) BASALT GREY | AL SUNSHADES, FRAMED SYSBROWS, CHIMNEY CAPS, RAILNGS |
| P8 | SHERWIN WILLIAMS 'SOFTWARE' - SW 7074 | CORBELS/ OUTRIGGERS |
| P9 | SHERWIN WILLIAMS 'WEB GRAY' - SW 7075 | SOFFIT |
| PC | SHERWIN WILLIAMS 'WEB GRAY' - SW 7075 | FASCIA |
| P1 | CRAFT® ORCHARD LIMESTONE 'CLOUDBREAK' | STONE VENEER |
| P2 | SHERWIN WILLIAMS 'CITY LOFT - SW 7631 | TRM AT STONE & BATTENS |

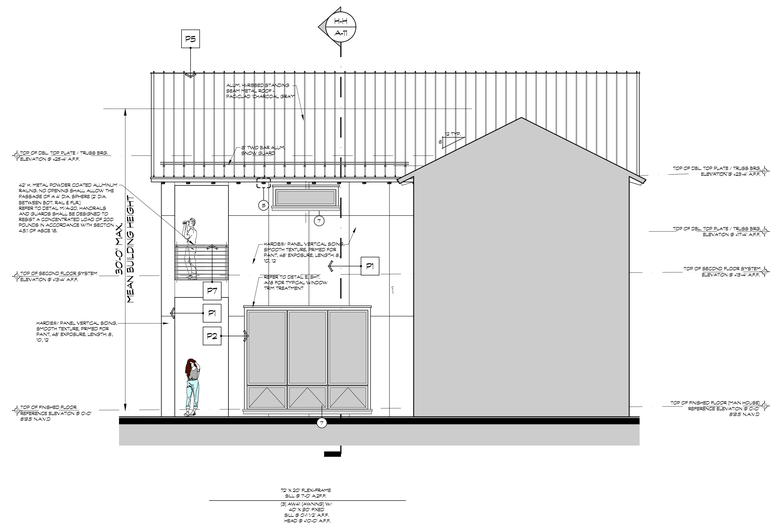


# PARTIAL LEFT SIDE ELEVATION
SCALE: 3/16" = 1'-0" AT SHE-SHED & BEDROOM #3

0 4 8 16 32 ft.

WHEN REDUCED TO 24" X 36" SHEETS USE GRAPHIC SCALE

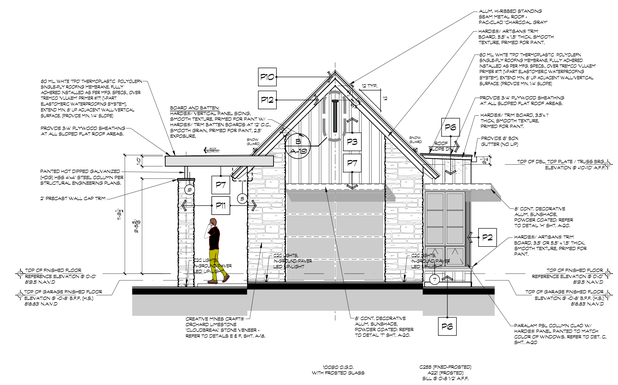


# BOAT GARAGE FRONT ELEVATION
SCALE: 3/16" = 1'-0"

0 4 8 16 32 ft.

WHEN REDUCED TO 24" X 36" SHEETS USE GRAPHIC SCALE

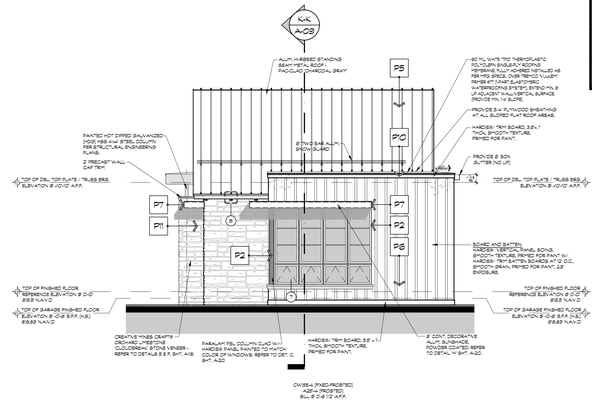


# BOAT GARAGE RIGHT SIDE ELEVATION
SCALE: 3/16" = 1'-0"

0 4 8 16 32 ft.

WHEN REDUCED TO 24" X 36" SHEETS USE GRAPHIC SCALE

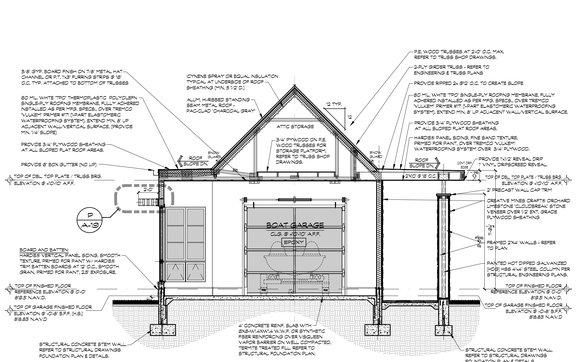


# BUILDING SECTION "K-K"
SCALE: 3/16" = 1'-0"

0 4 8 16 32 ft.

WHEN REDUCED TO 24" X 36" SHEETS USE GRAPHIC SCALE

ENGINEERING NOTE:
REFER TO ENGINEERS STRUCTURAL DRAWINGS BY KDO STRUCTURAL ENGINEERING, LLC FOR COMPLETE STRUCTURAL DESIGN AND DETAILING, INCLUDING DIMENSIONS, STRUCTURAL BEAM SIZES AND LOCATIONS, FOOTING SIZES AND LOCATIONS AND STEEL REINFORCING. COORDINATE CONCRETE AND STEEL REQUIREMENTS WITH ENGINEERS STRUCTURAL DRAWINGS.

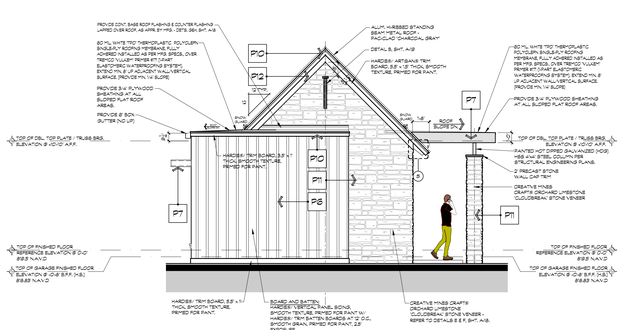


# BOAT GARAGE REAR ELEVATION
SCALE: 3/16" = 1'-0"

0 4 8 16 32 ft.

WHEN REDUCED TO 24" X 36" SHEETS USE GRAPHIC SCALE

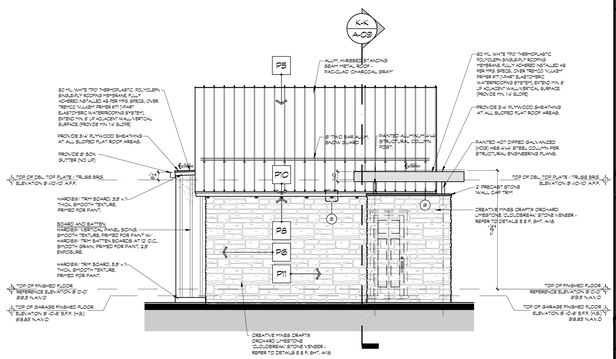


# BOAT GARAGE LEFT SIDE ELEVATION
SCALE: 3/16" = 1'-0"

0 4 8 16 32 ft.

WHEN REDUCED TO 24" X 36" SHEETS USE GRAPHIC SCALE

## JAMES HARDIE PRODUCTS NOTE:

1. EXTERIOR FINISH MATERIALS AND PRODUCTS SPECIFIED AS HARDIE® BRANDED PRODUCTS SHALL BE INSTALLED PER JAMES HARDIE® BEST PRACTICES AND RECOMMENDATIONS. REFER TO:

   JAMES HARDIE® SIDING PRODUCTS - HARDIEZONE 5 (HZ5)
   BEST PRACTICES-INSTALLATION GUIDE
   SIDING AND TRIM PRODUCTS
   VERSION 8.1 - DECEMBER 2018

2. REFER TO SHEET A-9 FOR COMMON FLASHING DETAIL REQUIREMENTS USED HEREIN.
3. NO GRADING SHALL BE WITHIN / LESS THAN 6 INCHES OF ANY HARDIE® TRIM PRODUCT.
4. ALL JAMES HARDIE® PRODUCTS TO BE INSTALLED BY APPROVED DEDICATED HARDIE® INSTALLER / CONTRACTOR.
5. ALL JAMES HARDIE® PRODUCTS ARE TO BE ORDERED AS 'PRIMED FOR PAINT.

## SECTION NOTES

1. REFER TO INTERIOR DESIGN (ID) DRAWINGS FOR COMPLETE INTERIOR ELEVATIONS AND DETAILS FOR ALL CEILING COFFER MATERIALS & DIMENSIONS.
2. VERIFY/COORDINATE ALL ARCHES, HEADER OPENINGS AND SOFFIT HEIGHTS W/ INTERIOR DESIGN (ID) DRAWINGS.
3. ALL WINDOW SILLS AND OPENING HEIGHTS ARE REFERENCED FROM O/O FINISH FLOOR ELEVATION (GREAT ROOM) UNLESS OTHERWISE NOTED.
4. ALL ROOM CEILING HEIGHTS ARE REFERENCED FROM O/O FINISH FLOOR ELEVATION (GREAT ROOM) UNLESS OTHERWISE NOTED.

## ELEVATION NOTES

1. BASE FLOOD ELEVATION THAT OF ZONE 'X' EL. N/A - FINISHED FLOOR ELEVATION TO BE AT 898.5 NAVD.
2. ALL BANDING DETAILS TO BE STUCCO OR ARCHITECT APPROVED MATERIAL. STYROFOAM IS NOT PERMITTED. PRECAST CONCRETE (KEYSTONE) SHALL BE AS DESIGNATED ON ELEVATIONS.
3. PROVIDE 2X0 LEDGER BLOCKING BEHIND KEYSTONE BANDING AT ALL FRAMING CONDITIONS.
4. PROVIDE STUCCO CONTROL JOINTS, AREA NOT TO EXCEED 196 SQ. FT. (14' X 14') OF WALL SURFACE.
5. PROVIDE 'VULKEM' WATERPROOFING BEHIND ALL TILE.

ALL IDEAS, DESIGNS, ARRANGEMENTS, AND PLANS INDICATED OR REPRESENTED BY THIS DRAWING ARE OWNED BY AND PROPERTY OF THIS OFFICE, AND WHERE CREATED, EVOLVED, AND DEVELOPED FOR USE ON, AND IN CONNECTION WITH THE SPECIFIED PROJECT. NONE OF SUCH IDEAS, DESIGNS, ARRANGEMENTS, AND PLANS SHALL BE USED BY, OR DISCLOSED TO ANY PERSON, FIRM, OR CORPORATION FOR ANY PURPOSE WITHOUT WRITTEN PERMISSION OF NEW ARCHITECTURA INC.

MEMMER
ORIGINAL | TIMELESS | EXCEPTIONAL

PROPOSED CUSTOM RESIDENCE:

**Mr. & Mrs. Kaufmann**

4700 Deer Run Drive, Deer Run Estates, Lot 25
Dublin, Delaware County, Ohio

*HearWood*

new architectura inc.
architecture + planning + interiors
3561 bonita bay boulevard
bonita springs, florida 34134
bus. 239.495.1841 fax: 239.495.2619
AA#: 0002883

revisions:

job no: 100125

date: 20 OCT. 2025

PERMIT SET

sheet: A-09

of 21

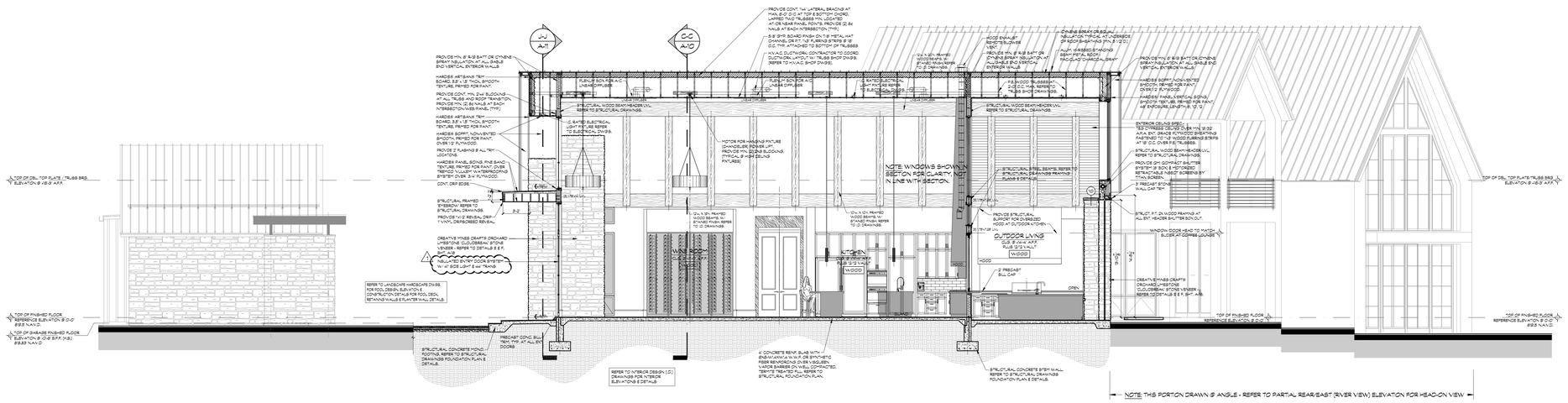


## BUILDING SECTION "A-A"

SCALE: 3/16" = 1'-0"

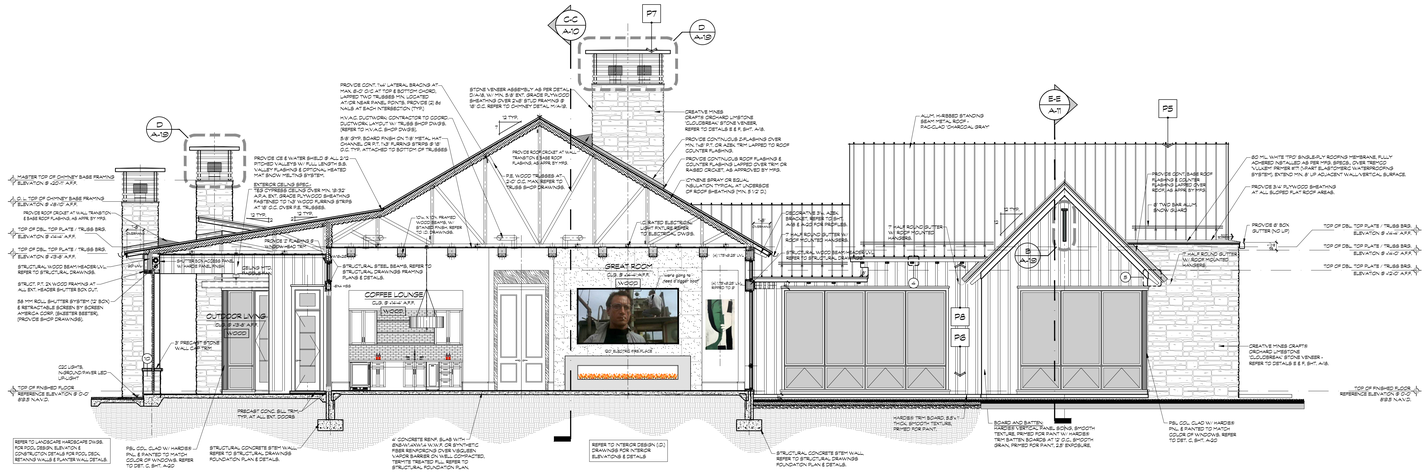


## BUILDING SECTION "B-B"

SCALE: 3/16" = 1'-0"




## BUILDING SECTION "C-C"

SCALE: 3/16" = 1'-0"

0 4 8 16 32 ft.

WHEN REDUCED TO 24" X 36" SHEETS USE GRAPHIC SCALE

**INTERIOR DESIGN NOTE:**
REFER TO INTERIOR DESIGN (ID) DRAWINGS BY REBECCA MEMMER FOR COMPLETE INTERIOR ELEVATIONS AND DETAILS FOR CEILING COFFER MATERIALS & DIMENSIONS. ALL WINDOW SILLS AND OPENING HEIGHTS TO BE COORD. WITH INTERIOR DESIGN (ID) DRAWINGS.

**LANDSCAPE/HARDSCAPE NOTE:**
REFER TO LANDSCAPE ARCHITECT CONSTRUCTION DRAWINGS BY KOCH, OBRA FOR COMPLETE HDG & HARDSCAPE DESIGN & DETAILS.

**ENGINEERING NOTE:**
REFER TO ENGINEERS STRUCTURAL DRAWINGS BY KDO STRUCTURAL ENGINEERS, LLC FOR COMPLETE STRUCTURAL DESIGN AND DETAILING, INCLUDING DIMENSIONS, STRUCTURAL BEAM SIZES AND LOCATIONS, FOOTING SIZES AND LOCATIONS AND STEEL REINFORCING. COORDINATE CONCRETE AND STEEL REQUIREMENT WITH ENGINEERS STRUCTURAL DRAWINGS.

## SECTION NOTES

1. REFER TO INTERIOR DESIGN (ID) DRAWINGS FOR COMPLETE INTERIOR ELEVATIONS AND DETAILS FOR ALL CEILING COFFER MATERIALS & DIMENSIONS.
2. VERIFY/COORDINATE ALL ARCHES, HEADER OPENINGS AND SOFFIT HEIGHTS W/ INTERIOR DESIGN (ID) DRAWINGS.
3. ALL WINDOW SILLS AND OPENING HEIGHTS ARE REFERENCED FROM O.C. FINISH FLOOR ELEVATION (GREAT ROOM) UNLESS OTHERWISE NOTED.
4. ALL ROOM CEILING HEIGHTS ARE REFERENCED FROM O.C. FINISH FLOOR ELEVATION (GREAT ROOM) UNLESS OTHERWISE NOTED.

## JAMES HARDIE PRODUCTS NOTE:

1. EXTERIOR FINISH MATERIALS AND PRODUCTS SPECIFIED AS HARDIE® BRANDED PRODUCTS SHALL BE INSTALLED PER JAMES HARDIE® BEST PRACTICES AND RECOMMENDATIONS. REFER TO:
   JAMES HARDIE® SIDING PRODUCTS - HARDIEZONE 5 (HZ5)
   BEST PRACTICES INSTALLATION GUIDE
   SIDING AND TRIM PRODUCTS
   VERSION 01 - DECEMBER 2019
2. REFER TO SHEET A-9 FOR COMMON FLASHING DETAIL REQUIREMENTS USED HEREIN.
3. NO GRADING SHALL BE WITHIN / LESS THAN 6 INCHES OF ANY HARDIE® TRIM PRODUCT.
4. ALL JAMES HARDIE® PRODUCTS TO BE INSTALLED BY APPROVED DEDICATED HARDIE® INSTALLER / CONTRACTOR.
5. ALL JAMES HARDIE® PRODUCTS ARE TO BE ORDERED AS 'PRIMED FOR PAINT'.

ALL IDEAS, DESIGNS, ARRANGEMENTS, AND PLANS INDICATED OR REPRESENTED BY THIS DRAWING ARE OWNED BY AND PROPERTY OF THIS OFFICE, AND WHERE CREATED, EVOLVED, AND DEVELOPED FOR USE ON, AND IN CONNECTION WITH THE SPECIFIED PROJECT. NONE OF SUCH IDEAS, DESIGNS, ARRANGEMENTS, AND PLANS SHALL BE USED BY, OR DISCLOSED TO ANY PERSON, FIRM, OR CORPORATION FOR ANY PURPOSE WITHOUT WRITTEN PERMISSION OF MEM ARCHITECTURA INC.

MEMMER
ORIGINAL | TIMELESS | EXCEPTIONAL

PROPOSED CUSTOM RESIDENCE:

# Mr. & Mrs. Kaufmann

4700 Deer Run Drive, Deer Run Estates, Lot 25
Dublin, Delaware County, Ohio

*HearthWood*

mem architectura inc.
architecture + planning + interiors
3561 bonita bay boulevard 34134
bonita springs, florida
bus: 239.495.1841 fax: 239.495.2619
AA#: 0002883

revisions

1/2/25 BLDNG DEPT. COMMENTS

job no: 100125

date: 20 OCT. 2025

PERMIT SET

sheet: A-10

MT of 21

ALL IDEAS, DESIGNS, ARRANGEMENTS, AND PLANS INDICATED OR REPRESENTED BY THIS DRAWING ARE OWNED BY AND PROPERTY OF THIS OFFICE, AND WERE CREATED, EVOLVED, AND DEVELOPED FOR USE ON, AND IN CONNECTION WITH THE SPECIFIED PROJECT. NONE OF SUCH IDEAS, DESIGNS, ARRANGEMENTS, AND PLANS SHALL BE USED BY, OR DISCLOSED TO ANY PERSON, FIRM, OR CORPORATION FOR ANY PURPOSE WITHOUT WRITTEN PERMISSION OF MEM ARCHITECTURA INC.

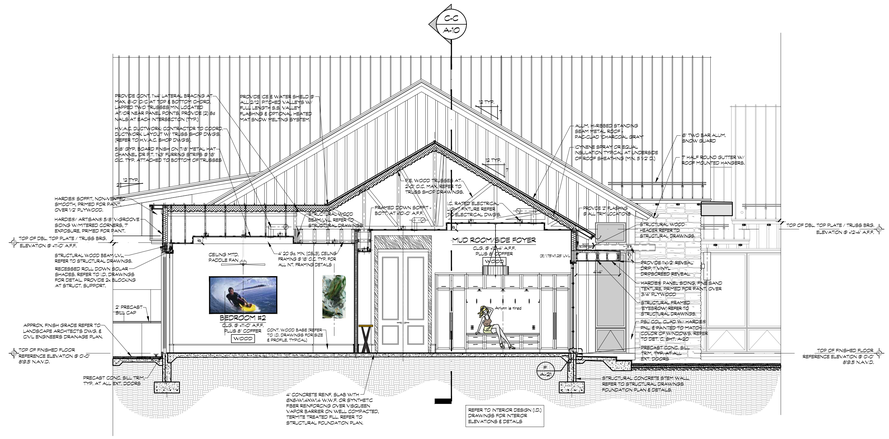


## BUILDING SECTION "D-D"

SCALE: 3/16" = 1'-0"

0 4 8 16 32 ft.

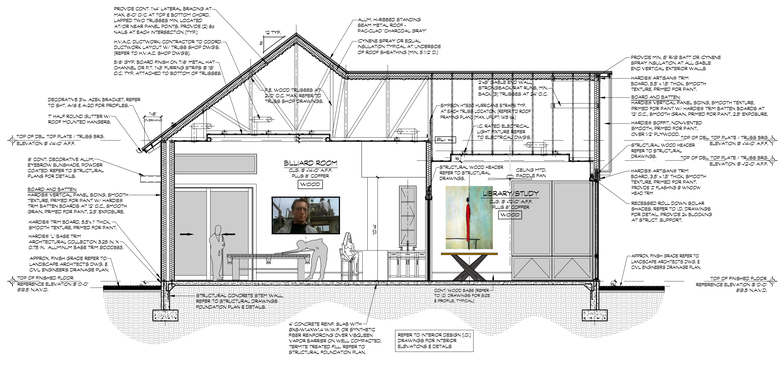


## BUILDING SECTION "E-E"

SCALE: 3/16" = 1'-0"

0 4 8 16 32 ft.

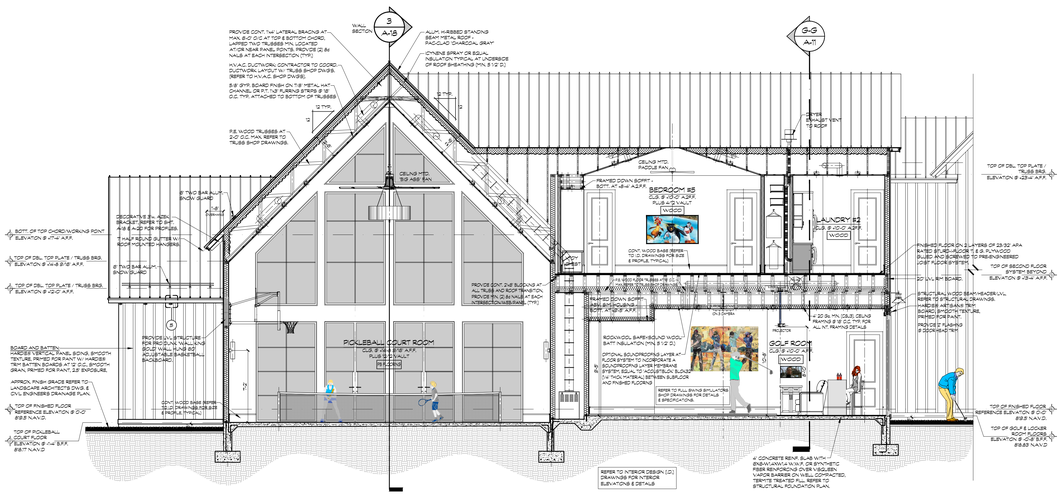
W.H. SECTION
3
A-18
G-G
A-11
PROVIDE CONT. 1x4 LATERAL BRACING AT MAX. 8-0" O.C. AT TOP & BOTTOM CHORD, LAPPED TWO TRUSSES MIN. LOCATED AT OR NEAR PANEL POINTS. PROVIDE (2) 8d NAILS AT EACH INTERSECTION (TYP.)
H.V.A.C. DUCTWORK CONTRACTOR TO COORD. DUCTWORK LAYOUT W/ TRUSS SHOP DWGS. REFER TO H.V.A.C. SHOP DWGS.
5/8 GYP. BOARD FINISH ON 7/8 "METAL HAT" CHANNEL OR T-12 FURRING STRIPS @ 16" O.C. TYP. ATTACHED TO BOTTOM OF TRUSSES
ALUM. HARBED STANDING SEAM METAL ROOF - PACIFIC CHARCOAL GRAY
CYANINE SPRAY OR EQUAL INSULATION TYPICAL AT UNDERSIDE OF ROOF SHEATHING (MIN. R 12 D.)
12 TYP.
P.E. WOOD TRUSSES AT 2-0" O.C. MAX. REFER TO TRUSS SHOP DRAWINGS.
8" TWO BAR ALUM. SNOW GUARD
DECORATIVE 8 IN. ACRYL BRACKET REFER TO SHT. A-40 & A-20 FOR PROFILES.
BOTT. OF TOP CHORD WORKING POINT ELEVATION @ +/-17'-0" A.F.F.
TOP OF DBL. TOP PLATE / TRUSS BRG. ELEVATION @ +/-16'-0" A.F.F.
8" TWO BAR ALUM. SNOW GUARD
TOP OF DBL. TOP PLATE / TRUSS BRG. ELEVATION @ +/-0.0' A.F.F.
BOARD AND BATTEN, HARDIE VERTICAL PANEL, BOND, SMOOTH TEXTURE, PRIMED FOR PAINT W/ HARDIE TRIM BATTEN BOARDS AT 12" O.C., SMOOTH GRAIN, PRIMED FOR PAINT, 2.5" EXPOSURE.
HARDIE L BASE TRIM ARCHITECTURAL COLLECTION 5.25 IN. X 1" (5.75 IN. ALUMINUM BASE TRIM BOOD663.
HARDIE TRIM BOARD, SMOOTH TEXTURE, PRIMED FOR PAINT.
PROVIDE CONT. 2x8 BLOCKING AT ALL TRUSS AND ROOF FRAMING. PROVIDE 6"H. (2) 8d NAILS AT EACH INTERSECTION (MIN.TYP.)
PROVIDE CONT. 2x8 BLOCKING AT ALL TRUSS AND ROOF FRAMING. PROVIDE 6"H. (2) 8d NAILS AT EACH INTERSECTION (MIN.TYP.)
TOP OF SECOND FLOOR SYSTEM ELEVATION @ +/-9'-0" A.F.F.
TOP OF DBL. TOP PLATE / TRUSS BRG. ELEVATION @ +/-9'-0" A.F.F.
BEDROOM #5
CLG. @ 9'-0" A.F.F.
PLUS @ COVE
WOOD
CEILING MTD. PADDLE FAN
FRAMED DOWN SOFFIT - BOTT. @ +/-8'-0" A.F.F.
CONT. WOOD BASE REFER TO .D DRAWINGS FOR SIZE & PROFILE TYPICAL
LAUNDRY #2
CLG. @ 9'-0" A.F.F.
WOOD
FINISHED FLOOR ON 2 LAYERS OF 23/32 APA RATED STURD-I-FLOOR T & G PLYWOOD GLUED AND SCREWED TO PREENGINEERED JOIST FLOOR SYSTEM
TOP OF SECOND FLOOR SYSTEM BEYOND ELEVATION @ +/-9'-0" A.F.F.
20" UL RAY BOARD THK. AT ALL FLOOR TRUSS BNDS.
STRUCTURAL WOOD BEAM HIDDEN U.N.O. REFER TO STRUCTURAL DRAWINGS.
HARDIE ARTISANA TRIM BOARD, SMOOTH TEXTURE, PRIMED FOR PAINT W/ HARDIE TRIM BATTEN BOARDS AT 12" O.C., SMOOTH GRAIN, PRIMED FOR PAINT, 2.5" EXPOSURE.
ROOF/WALL SHEATHING W/ BOARD AND BATTEN TRIM AT CORNERS OF ROOF SHEATHING (MIN. R 12 D.)

LANDMARK
SURVEY GROUP
690 LAKEVIEW PLAZA BLVD. SUITE A
WORTHINGTON OH. 43085
PHONE: (614) 485-9000
WWW.LANDMARKSURVEY.COM

| REVISIONS | DESCRIPTION |
|---|---|
| 07/15/25 | ADD GRADES FROM FIELD |
| 10/10/25 | ADJUSTED GRADES & FF (JD) |
| 11/21/25 | ADDED WATER TAP & 100 YR FL(AEL) |
| | |

ORDER NO. DRR1-25-PP

DATE: 10/10/25

FOR MEMMER HOME HOUSE STYLE CUSTOM COUNTY OF FRANKLIN

LOT/SUBDIVISION DEER RUN SUBAREA A & B CITY/TWP OF DUBLIN

ADDRESS 4700 DEER RUN COURT SCALE 1"= 100' DRAWN BY: AEL

MINIMUMS: R: 30'/10' ENCROACHMENT FOR PATIOS, DECKS AND FENCES

S: 5'/10' TOTAL

BK: 1458 PG: 2105-2106

✱ STABILIZE CONSTRUCTION ENTRANCE.

LOT CALCULATIONS ARE FOR ESTIMATING PURPOSES ONLY, AND SHOULD BE VERIFIED BY THE BUILDER OR CONTRACTOR.

| LOT CALCULATIONS | |
|---|---|
| LOCATION | AREA S.F. |
| LOT | 224228 |
| HOUSE | 12462 |
| DRIVE | 8013 |
| APPROACH | NA |
| SER WALK | NA |
| WALK | 8759 |
| SOD | 210449 |
| LOT COV | 5.56% |

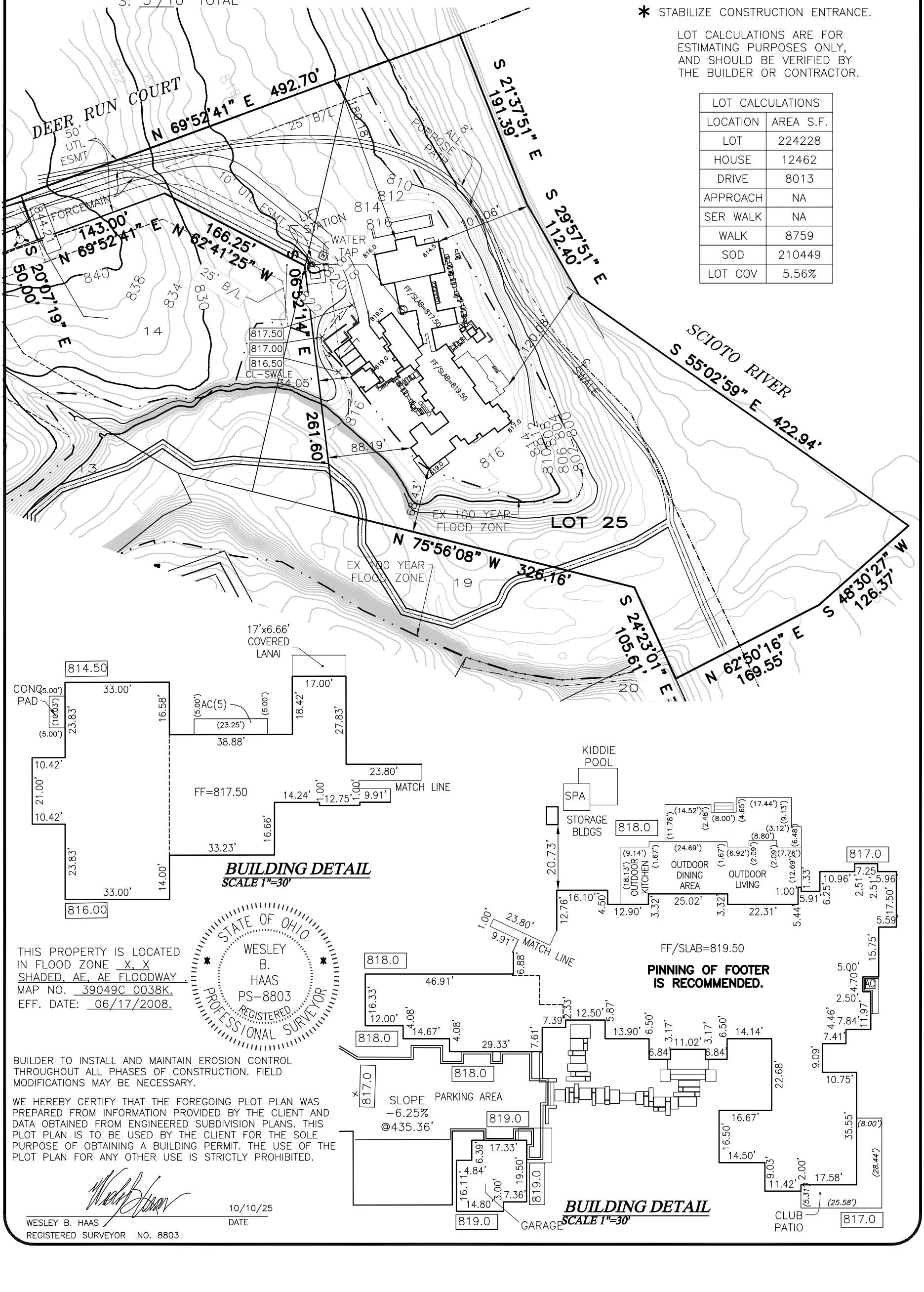





**BUILDING DETAIL**
SCALE 1"=30'




**BUILDING DETAIL**
SCALE 1"=30'

THIS PROPERTY IS LOCATED IN FLOOD ZONE X, X SHADED, AE, AE FLOODWAY . MAP NO. 39049C 0038K. EFF. DATE: 06/17/2008.

STATE OF OHIO
WESLEY B. HAAS
PS-8803
REGISTERED PROFESSIONAL SURVEYOR

BUILDER TO INSTALL AND MAINTAIN EROSION CONTROL THROUGHOUT ALL PHASES OF CONSTRUCTION. FIELD MODIFICATIONS MAY BE NECESSARY.

WE HEREBY CERTIFY THAT THE FOREGOING PLOT PLAN WAS PREPARED FROM INFORMATION PROVIDED BY THE CLIENT AND DATA OBTAINED FROM ENGINEERED SUBDIVISION PLANS. THIS PLOT PLAN IS TO BE USED BY THE CLIENT FOR THE SOLE PURPOSE OF OBTAINING A BUILDING PERMIT. THE USE OF THE PLOT PLAN FOR ANY OTHER USE IS STRICTLY PROHIBITED.

WESLEY B. HAAS — 10/10/25
REGISTERED SURVEYOR NO. 8803 — DATE