

Dublin Division of Police

Quarterly Report

January – March 2016



Mission & Values

Dublin Division of Police employees are committed to protecting life, liberty and property. We will provide the highest level of service and work in partnership with our community to ensure public safety by focusing on the following core principles;

- Vigilant, Ethical and Impartial Enforcement of Law
- Critical Incident Preparedness and Response
- Crime Prevention, Reduction and Deterrence
- Improvement of Traffic Safety

We will remain dedicated to service and committed to excellence, focusing on the following core values: Professionalism, Integrity, Respect, Commitment

- **Professionalism:** We are members of an exceptional and highly trained law enforcement organization. Our conduct and demeanor adhere to the highest standards of personal and organizational excellence.
- **Integrity:** We hold ourselves accountable to the highest level of honesty, truthfulness, and ethical conduct.
- **Respect:** We ensure that all persons are treated with equality, dignity and courtesy.
- **Commitment:** We are dedicated to our Profession, our Community, our Agency and our Mission.

Personnel Highlights & Staffing

New Additions

Tiffany Myers, Communications Technician 1/4/2016
Noah Harris, Communications Technician 1/5/2016
Jennifer Cain, Communications Technician 1/6/2016

Selections & Promotions

Stephanie Skipworth, Promoted to Communications Supervisor 2/22/2016

Retirements & Resignations

Kristin Kougendakis, Police Officer – Resigned 2/16/2016

Awards

Award of Merit:

Presented to the following officers for their involvement in the apprehension of a bank robbery suspect.

Officer Scott Brown - Award Date: 2/20/2016

Officer Kyle Groves - Award Date: 2/20/2016

Officer Joel Hall - Award Date: 2/20/2016

Detective Charles Rudy - Award Date: 2/20/2016

Certificate of Merit:

Presented to the following employees for dispatching on behalf of the Knox County Communications Center.

Communications Technician Carolyn Fergus - Award Date: 3/15/2016

Communications Technician Paul Richmond - Award Date: 3/15/2016

Communications Technician Stephanie Skipworth - Award Date: 3/15/2016

Communications Bureau Commander Jay Somerville - Award Date: 3/15/2016

Focus & Results

Goal #1: Enhance our readiness and demonstrate our ability to effectively respond to and successfully resolve critical incidents, major crimes, and/or issues of significant community concern.

- 100% increase in violent crimes YTD from 2015
- 24.8% increase in reported crimes YTD from 2015

Goal #2: Reduce theft offenses throughout the city.

- 9.2% decrease in theft offenses from 2015 YTD
- 9.4% decrease in thefts from vehicles from 2015 YTD
- 27.6% decrease in burglaries and B&Es from 2015 YTD

Goal #3: Improve overall traffic safety in the city.

- 1.5% increase in traffic crashes from 2015 YTD
- 7.1% decrease in injury traffic crashes from 2015 YTD
- 100.0% increase in OVI related traffic crashes from 2015 YTD

Goal #4: Enhance and demonstrate our ability to effectively address drug offenses that contribute to crime affecting the city.

- 46 criminal arrests related to drug activity; 61 drug offense charges YTD



click to view
organizational
chart

Staffing Levels:	Authorized / Actual
Chief of Police	1/1
Police Lieutenant	2/2
Civilian Bureau Commander	1/1
Police Sergeant	6/6
Police Corporal	6/6
Police Officer	53/53
Law Enforcement Planner	1/1
Accreditation Manager	1/1
Administrative Specialist	1/1
Administrative Support III	1/1
Administrative Support II	4/3*
Police Property Technician	1/1
Communications Manager	1/1
Communications Technician	20/17*
Communications Supervisor	3/3
Totals	102/98

*below authorized staffing level

Agency Quarterly Activity

Calls for Service

Total Calls for Service = 12,648
 Total Citizen Initiated Calls = 4,690
 911 Calls Received = 8,537
 Average Response Time: 7 minutes
 Average Total Time to Handle Calls: 32 minutes

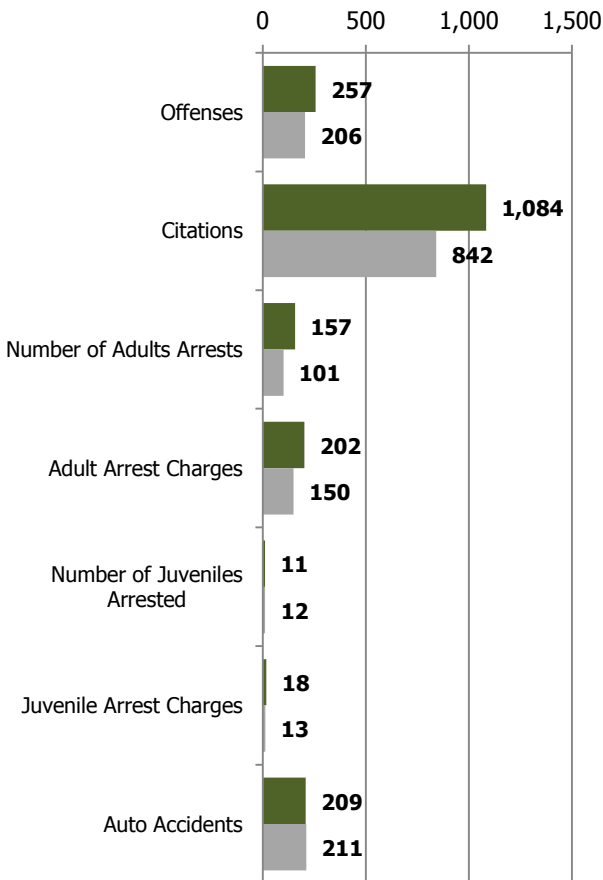
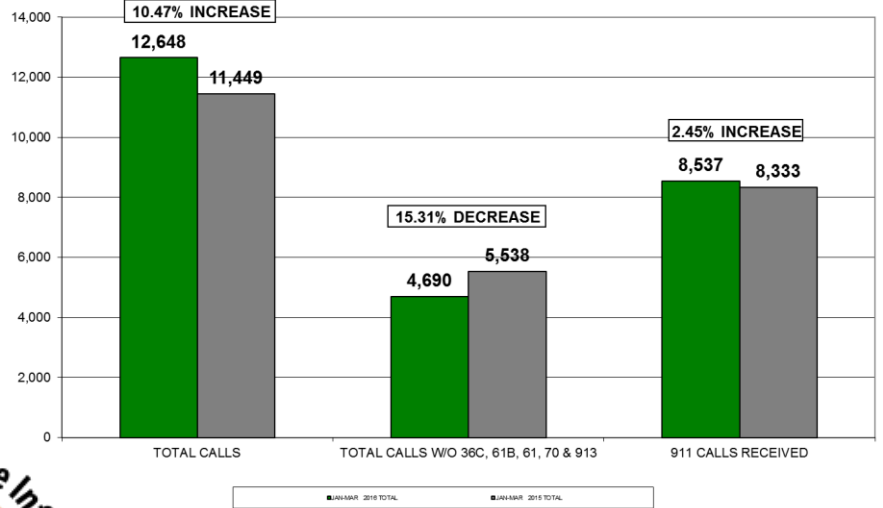
Other Reported Activity

Total Offenses Reported = 257
 Total Citations = 1,084
 Number of Adults Arrested = 157
 Adult Arrest Charges = 202
 Number of Juveniles Arrested = 11
 Juvenile Arrest Charges = 18
 Total Accidents Reported = 209



CALLS FOR SERVICE

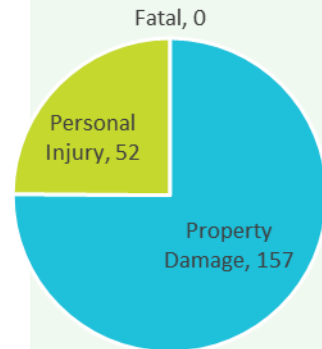
JANUARY 1, 2016 - MARCH 31, 2016



■ Jan-March 2016 Total ■ Jan-March 2015 Total

2016 vs 2015

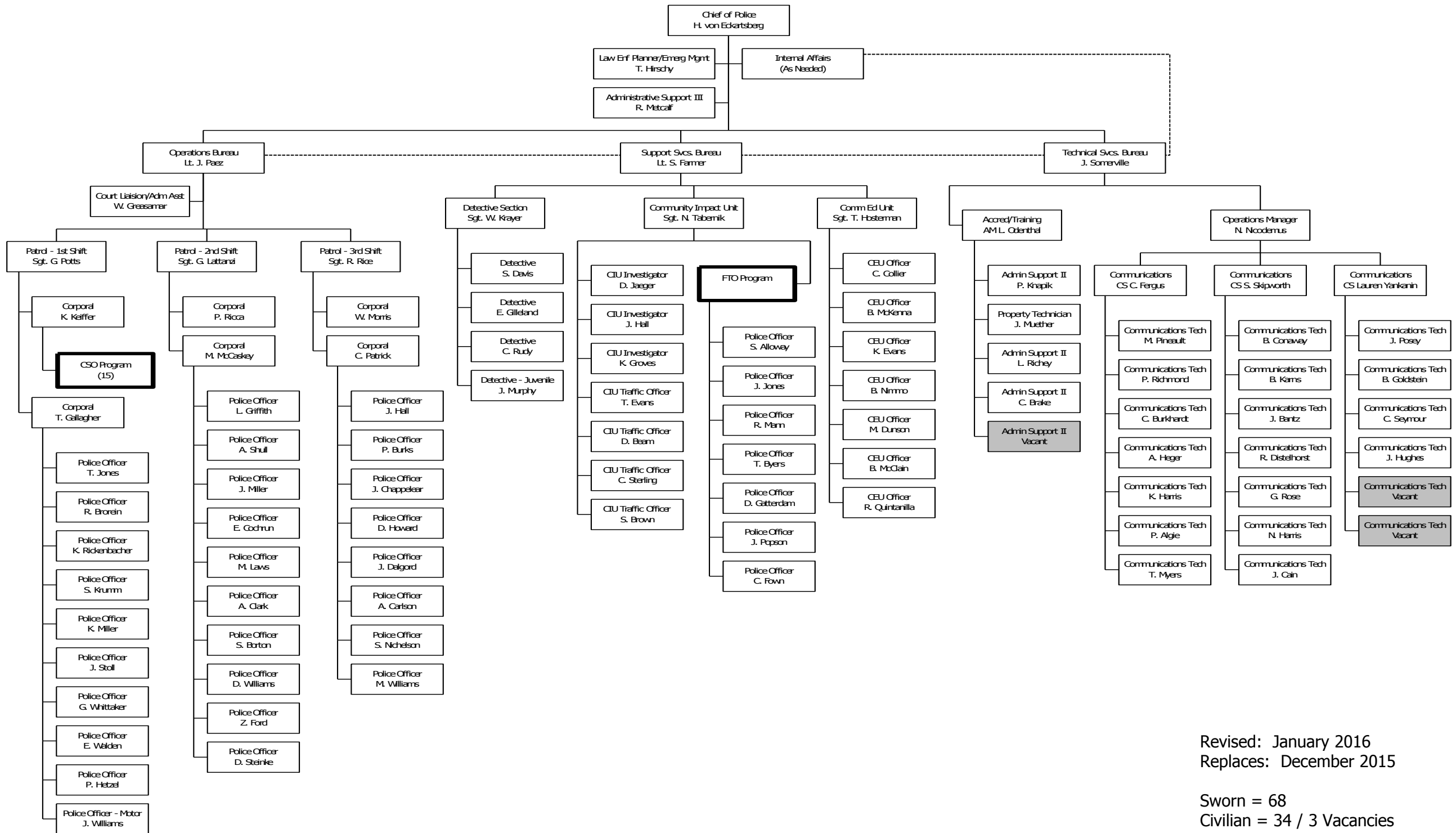
Auto Accidents



■ Fatal ■ Property Damage ■ Personal Injury



City of Dublin - Division of Police - Organizational Chart - Standard 11.1.2



Revised: January 2016
Replaces: December 2015

Sworn = 68
Civilian = 34 / 3 Vacancies

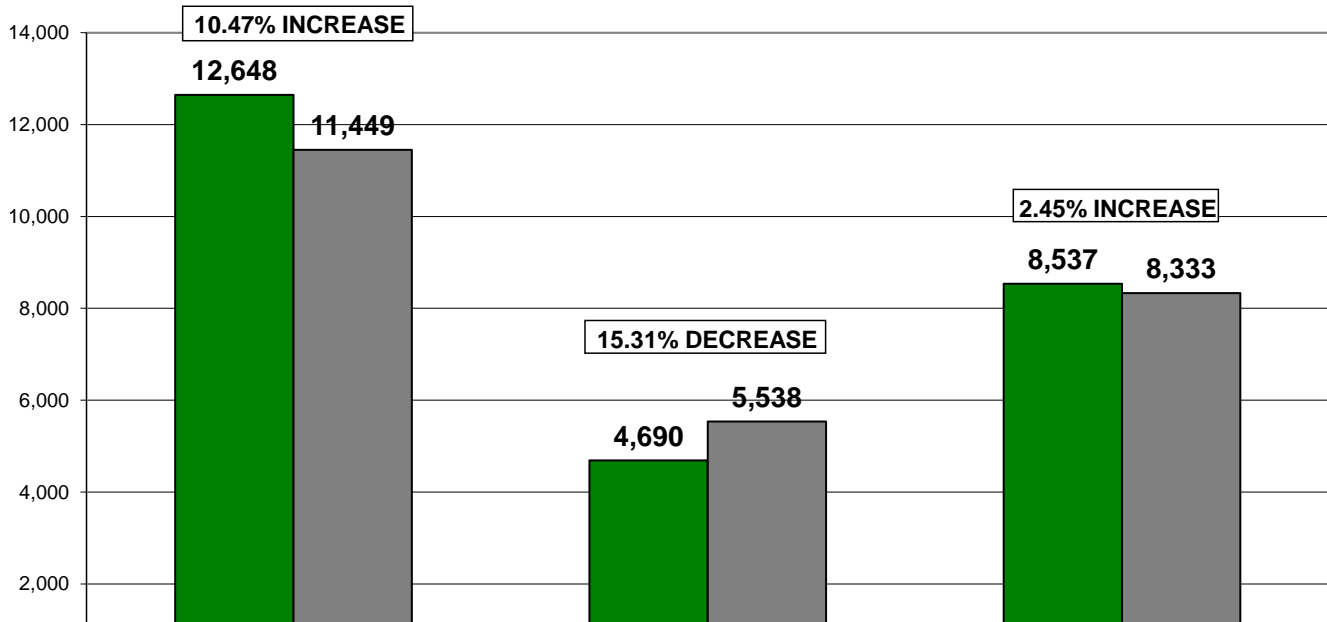
CALLS FOR SERVICE SUMMARY
JANUARY 1 - MARCH 31, 2016

CODE# & DESCRIPTION	DISTRICTS					DISTRICT 0	JAN-MAR 2016 TOTAL	VS.	JAN-MAR 2015 TOTAL
	001	002	003	004	005	MUTUAL AID OUTSIDE CITY			
102-NARCOTICS	4	5	2	3	4	0	18		8
10-ASSIST OTHER AGENCY	16	14	3	17	11	4	65		55
12AL BURGLAR ALARM	99	96	116	74	96	0	481		600
12B-OPEN DOOR OR WINDOW	2	4	6	12	0	0	24		23
12-BURGLARY	7	4	5	6	3	0	25		33
13-MISCELLANEOUS CALL	26	28	21	109	32	5	221		168
13T-PRISONER TRANSPORT	0	0	0	1	0	0	1		2
14-FRAUD BAD CHECK	6	13	25	23	22	0	89		105
15-WARRANT SERVICE	5	8	1	19	3	12	48		33
16A-DECEASED ANIMAL	2	5	9	1	1	0	18		4
16-DECEASED PERSON	0	1	1	3	1	0	6		6
18A-ANIMAL COMPLAINT	6	15	14	18	5	0	58		53
18-ANIMAL BITE	1	0	1	1	2	0	5		2
18B-BARKING DOG	0	0	1	3	2	0	6		14
20-DOMESTIC VIOLENCE	2	4	3	11	4	0	24		30
24A -OMVI	9	18	1	16	21	13	78		67
24-INTOXICATED PERSON	4	6	1	5	1	0	17		22
26-FIGHT	0	1	0	1	0	0	2		4
28-FIRE RUN	6	1	5	2	2	0	16		10
29-EMS RUN	7	4	3	9	4	0	27		32
2-ACCIDENT NON INJURY	37	61	15	38	77	6	234		255
2A-HIT SKIP NON INJURY	8	17	2	18	20	0	65		42
2P-ACCIDENT PRIVATE PROPERTY	13	11	2	24	3	0	53		46
30-VICE COMPLAINT	0	0	0	1	0	0	1		1
34-JUVENILE COMPLAINT	7	1	8	30	4	1	51		41
36B-FOUND PROPERTY	8	4	2	18	8	2	42		38
36C-COURTESY CARD	341	315	32	191	214	0	1,093		1,259
36-THEFT	25	49	8	33	17	0	132		141
38A-MISSING PERSON RETURNED	0	0	2	1	0	0	3		4
38-MISSING PERSON	0	2	4	3	1	0	10		8
40-PERSON WITH A GUN	2	1	0	0	3	0	6		1
42A-911 HANG UP CALL	32	20	8	26	16	0	102		122
42-UNKNOWN CIRCUMSTANCES	3	0	0	1	0	0	4		4
42-UNKNOWN EMERGENCY	0	0	0	1	0	0	1		1
46-PROWLER	1	0	0	1	0	0	2		6
48B-SEX OFFENSE	0	0	1	6	1	0	8		4
48-RAPE	0	0	1	1	0	0	2		19
4-ACCIDENT INJURIES	10	12	4	13	27	0	66		49
4A-HIT SKIP INJURY	0	0	0	2	1	0	3		0
4F-ACCIDENT FATAL	0	0	0	0	1	0	1		0
4P-ACCIDENT PRIV PROP INJURY	0	2	0	0	1	0	3		3
50ALB-ROBBERY ALARM BUSINESS	12	11	0	6	0	1	30		33
50ALR-ROBBERY ALARM RESIDENCE	0	0	10	7	2	1	20		6
50-ROBBERY	0	0	0	0	0	0	0		3
52A-SHOTS FIRED	0	3	1	3	4	0	11		3
56B-RECOVERED STOLEN VEHICLE	2	1	0	2	0	0	5		2
56-STOLEN VEHICLE	1	5	0	1	0	0	7		6
58A-SUICIDE ATTEMPT	2	8	6	15	2	0	33		18
58-SUICIDE	1	0	0	0	0	0	1		1
60A-SUSPICIOUS VEHICLE	22	89	22	45	41	1	220		135
60-SUSPICIOUS PERSON	71	80	55	103	62	0	371		323
61A-EXTRA PATROL	16	21	8	35	18	0	98		102
61B-TARGET PATROL	177	260	60	307	234	15	1,053		651
61-HOUSE CHECK	83	98	309	183	129	0	802		693
62-TRAFFIC DETAIL	3	0	0	1	2	0	6		11
64-VANDALISM	5	6	10	15	4	0	40		30
70-TRAFFIC VIOLATOR	425	262	111	442	576	32	1,848		1,312
72-SPEEDER OR RECKLESS DRIVER	17	36	10	26	72	18	179		159
74-DISABLED OR MOTORIST ASSIST	28	38	5	31	93	3	198		298
76A-PARKING VIOLATOR	17	22	8	25	18	0	90		87
76-VEHICLE BLOCKING	20	20	4	30	36	0	110		137
78-VEHICLE LOCKOUT	37	25	8	55	27	0	152		161

CALLS FOR SERVICE SUMMARY
JANUARY 1 - MARCH 31, 2016

CODE# & DESCRIPTION	DISTRICTS					DISTRICT 0	JAN-MAR 2016 TOTAL	VS.	JAN-MAR 2015 TOTAL
	001	002	003	004	005	MUTUAL AID OUTSIDE CITY			
80-ROADWAY OBSTRUCTION	14	23	7	8	38	0	90		69
8A-MENACING THREATS	3	4	2	6	2	0	17		7
8-ASSAULT	4	3	1	4	0	0	12		11
8B-TELEPHONE HARASSMENT	4	2	2	4	4	0	16		26
90A-DISTURBANCE 1 UNIT	30	20	16	45	14	0	125		93
90-DISTURBANCE 2 UNITS	26	18	7	30	14	0	95		119
911 NO RESPONSE	167	155	21	186	197	3	729		933
913-FOOT PATROL	502	748	245	1,117	544	6	3,162		2,678
96-MENTAL	4	5	2	5	1	0	17		27
TOTAL CALLS	2,382	2,685	1,237	3,479	2,742	123	12,648		11,449
TOTAL CALLS W/O 36C, 61B, 61, 70 & 913	854	1,002	480	1,239	1,045	70	4,690		5,538
911 CALLS RECEIVED							8,537		8,333

CALLS FOR SERVICE
JANUARY 1, 2016 - MARCH 31, 2016



OFFENSE REPORT SUMMARY

GROUP A	DEPARTMENT CLASSIFICATION	IBR CODE	JAN-MAR 2016	VS	JAN-MAR 2015
	AGGRAVATED ASSAULT	13A	3		2
	BURGLARY/BREAKING AND ENTERING	220	21		30
	COUNTERFEITING/FORGERY	250	0		4
	CREDIT CARD/AUTOMATIC TELLER MACHINE FRAUD	26B	4		0
	DISTRUCTION/DAMAGE/VANDALISM OF PROPERTY	290	7		3
	DRUG EQUIPMENT VIOLATIONS	35B	10		6
	DRUG/NARCOTIC VIOLATIONS	35A	29		13
	FALSE PRETENSES/SWINDLE/CONFIDENCE GAME	26A	4		0
	FORCIBLE FONDLING	11D	1		3
	FORCIBLE RAPE	11A	0		2
	IMPERSONATION	26C	25		18
	INTIMIDATION	13C	4		1
	MOTOR VEHICLE THEFT	240	4		2
	PORNOGRAPHY/OBSCENE MATERIAL	370	1		1
	ROBBERY	120	0		1
	SIMPLE ASSAULT	13B	16		12
	THEFT - ALL OTHER LARCENY	23H	29		60
	THEFT - SHOPLIFTING	23C	9		6
	THEFT - THEFT FROM BUILDING	23D	6		2
	THEFT - THEFT FROM MOTOR VEHICLE	23F	26		10
	THEFT - THEFT OF VEHICLE PARTS OR ACCESSORIES	23G	3		1
	WEAPON LAW VIOLATIONS	520	0		2
	WEAPON LAW VIOLATIONS	520	2		1
	WIRE FRAUD	26E	2		0
	TOTAL GROUP A		206		180

B	DEPARTMENT CLASSIFICATION	IBR CODE	JAN-MAR 2016	VS	JAN-MAR 2015
	BAD CHECKS	90A	1		0
	CURFEW/LOITERING/VAGRANCY VIOLATIONS	90B	1		2
	DISORDERLY CONDUCT	90C	5		10
	DRIVING UNDER THE INFLUENCE	90D	30		0
	LIQUOR LAW VIOLATIONS	90G	2		1
	RUNAWAY	90I	0		1
	TRESPASS OF REAL PROPERTY	90J	1		0
	ALL OTHER OFFENSES	90Z	11		12
	TOTAL GROUP B		51		26

TOTAL OFFENSES REPORTED

257

206

TRAFFIC ENFORCEMENT SUMMARY

NUMBER OF CITATIONS ISSUED	JAN-MAR 2016 TOTAL	VS	JAN-MAR 2015 TOTAL
TOTAL	935		718

MUNICIPAL CODE CHARGES

TYPE OF CITATION & SECTION#	JAN-MAR 2016 TOTAL	VS	JAN-MAR 2015 TOTAL
70.02A COMPLIANCE WITH LAWFUL ORDER OF POLICE OFFICER; FLEEING	1		0
70.23 OBEYING TRAFFIC CONTROL DEVICES	5		3
70.25 TRAFFIC CONTROL SIGNAL TERMS AND LIGHTS	1		1
70.25 C1 FAIL TO STOP AT RED LIGHT	21		21
70.25 F FLASHING RED LIGHT	3		0
71.03A TEMP PERMIT (OPERATING SOLO)	3		1
71.05 ALLOW UNAUTH. PERSON	0		1
71.09 (T) DISPLAY OF LICENSE PLATES	2		7
71.09A DISPLAY OF LICENSE PLATES	5		0
71.09C FAIL TO REG. VEH.	0		1
71.09F DISPLAY OF LICENSE PLATES	4		77
71.09G DISPLAY OF LICENSE PLATES	106		0
71.10 (T) OBSCURED PLATES	2		0
71.11A1 FAILURE TO REGISTER	4		4
71.11A3 FAILURE TO REGISTER	2		0
71.18A DUS OR VIOLATION OF LICENSE RESTRICTION	24		13
71.18C DUS OR VIOLATION OF LICENSE RESTRICTION	1		0
71.19 OPERATING MV OR MOTORCYCLE WITHOUT VALID LICENSE	1		41
71.19A1 NO OPERATOR'S LICENSE	29		0
71.20A DUS - OVI COURT SUSPENSION	2		1
71.21A DUS - FRA	29		18
71.22A FAILURE TO REINSTATE OL	11		0
72.001A DRIVING ON RIGHT HALF OF ROADWAY	2		0
72.004 OVERTAKING/PASSING ON RIGHT	1		0
72.004A OVERTAKING AND PASSING ON RIGHT	1		0
72.005 PASSING LEFT OF CENTER	1		0
72.007A PASSING - DOUBLE YELLOW	1		0
72.009 DRIVING WITHIN MARKED LANES	2		10
72.009A DRIVING WITHIN MARKED LANES	18		0
72.011A DRIVING UPON DIVIDED ROADWAYS	1		1
72.012A RULES FOR TURNS AT INTERSECTIONS	1		1
72.014D U-TURN PROHIBITED	1		1
72.015 STARTING AND BACKING VEHICLE	1		1
72.015A1 UNSAFE BACKING	2		0
72.016 TURN AND STOP SIGNAL	1		10
72.016A LANE CHANGE - UNSAFE	12		0
72.016A1 UNSAFE LANE CHANGE	1		0
72.020 STOPPING FOR SCHOOL BUS	2		3
72.020A STOPPING FOR SCHOOL BUS	4		0
72.031 RIGHT OF WAY/LEFT	4		16
72.031A FTY - TURNING LEFT	12		0
72.032 STOP AND YIELD SIGNS	5		16
72.032A STOP SIGNS	12		0
72.032B YIELD SIGNS	2		0
72.035 RIGHT-OF-WAY ON ROADWAY	2		3
72.035A FAIL TO YIELD-PRIVATE DRIVE	2		9
72.052 FOLLWING/APPROACHING PUBLIC VEHICLES	0		1
72.052B FTY - STOPPED CRUISER	2		0

TRAFFIC ENFORCEMENT SUMMARY

NUMBER OF CITATIONS ISSUED	JAN-MAR 2016 TOTAL	VS	JAN-MAR 2015 TOTAL
TOTAL	935		718

MUNICIPAL CODE CHARGES

TYPE OF CITATION & SECTION#	JAN-MAR 2016 TOTAL	VS	JAN-MAR 2015 TOTAL
72.055 DRIVING THRU SAFETY ZONE	0		2
72.058A FAILURE TO CONTROL	35		33
72.058B WEAVING	1		0
72.058C INATTENTION	4		12
72.080B1 PEDESTRIAN SOLICITING	0		1
72.058D1 FAIL TO CONTROL; WEAVING,FULL TIME ATT. SEND/READ/WRT TEXT	1		0
72.062A LITTERING - FROM MV	1		0
73.01A DRIVING UNDER THE INFLUENCE OF ALCOHOL OR DRUGS	8		0
73.01A1 DRIVING UNDER THE INFLUENCE OR ALCOHOL OR DRUGS	6		7
73.01A1D OVI, BREATH	5		3
73.01A1H OVI PER SE BREATH (.17 + (SUPER)	2		0
73.01A2 OMVI PER SE	0		1
73.01AH OVI .17% >	0		1
73.03B PHYSICAL CONTROL	3		0
73.15 SPEED LIMIT	425		293
73.15A ACDA	68		26
73.15B SPEED LIMIT	0		15
73.15B1A SPEED - SCHOOL ZONE	32		1
73.15C SPEED LIMIT	0		67
73.30A HIT/SKIP - CODE 2/4	3		1
73.31A HIT/SKIP - CODE 2P/4P	2		1
74.01 UNSAFE VEHICLE	0		1
74.04 TAILLIGHT(S)OR PLATE LIGHT	0		5
74.04A2 TRAFFIC CHARGES ILLEGAL OR REAR PLATES	4		0
74.13 LIGHTS DISPLAYED	0		1
74.24A MV STOP LIGHTS	2		3
74.26 CHILD RESTRAINTS	0		1
74.27B1 SEAT BELTS REQUIRED	2		2
74.28A USE OF SUNSCREENING, WINDOW TINT	2		1
74.47A LOADS DROPPING - LEAKING; TRACKNG MUD	1		0
MISCELLANEOUS CITATIONS	2		1
TOTAL	958		740

OHIO REVISED CODE CHARGES

TYPE OF CITATION & SECTION#	JAN-MAR 2016 TOTAL	VS	JAN-MAR 2015 TOTAL
303.01A FAILURE TO COMPLY	1		0
4503.11 EXP REGISTRATION	0		4
4503.21 DISPLAY LICENSE/VALIDATION	4		4
4507.05A2B DRIVING WITHOUT TEMP PERMIT	2		2
4510.11 DUS/REVOICATION	0		5
4510.111A LICENSE FORFEIT	2		3
4510.111B CHILD SUPPORT (SUS)	1		1
4510.11A DRIVER LICENSE SUSPENDED	7		0
4510.12A1 NO OPS	14		10
4510.14 DRIVE W/O VALID OP LIC.	0		0
4510.14A DUS - OVI SUSPENSION	6		2
4510.16 DUS NON COMPLIANCE SUSPENSION	4		0
4510.16A NON COMPLIANCE SUSPENSION	9		9

TRAFFIC ENFORCEMENT SUMMARY

NUMBER OF CITATIONS ISSUED	JAN-MAR 2016 TOTAL	VS	JAN-MAR 2015 TOTAL
TOTAL	935		718

OHIO REVISED CODE CHARGES

TYPE OF CITATION & SECTION#	JAN-MAR 2016 TOTAL	VS	JAN-MAR 2015 TOTAL
4510.21 DUS- FAIL TO REINSTATE	4		1
4511.12 TRAFFIC CONTROL DEVICE	2		2
4511.13 SIGNAL LIGHTS	1		3
4511.19 DRIVING WHILE UNDER THE INFLUENCE OF ALCOHOL/ DRUGS	13		0
4511.194B1 PHYSICAL CONTROL UNDER INFLUENCE	1		0
4511.19A1 DRIVING WHILE UNDER THE INFLUENCE OF ALCOHOL/ DRUGS	3		9
4511.19A1A OVI	0		2
4511.19A1D DRIVING WHILE UNDER INFLUENCE	1		0
4511.19A2 OVI - REFUSED BREATH TEST	0		3
4511.19A2 OVI REFUSAL (PRIOR W/20 YRS)	2		1
4511.19A3 OMVI PER SE-BREATH	0		5
4511.20 RECKLESS OPERATION	1		0
4511.201 RECKLESS OP-PRIVATE PROPERTY	1		0
4511.202 FAIL TO CONTROL	5		1
4511.203A WRONGFUL ENTRUSTMENT	1		0
4511.21 SPEED/ACDA	0		5
4511.21A ASSURED CLEAR DISTANCE, SPEED/ACDA	6		0
4511.21B1 SPEED	3		0
4511.21D SPEEDING	1		0
4511.33A1 MARKED LANES	4		4
4511.36 IMPROPER TURNS AT INTERSECTION	2		0
4511.37A PROHIBITED U-TURN	1		0
4511.38 IMPROPER BACKING AND STARTING	0		1
4511.39A TURN SIGNAL REQUIRED	3		0
4511.42A FAIL TO YIELD/STOP SIGN	0		1
4511.43 STOP SIGN VIOLATION	1		1
4513.02 UNSAFE VEHICLE	1		0
4513.03 LIGHTED LIGHTS REQ'D	0		1
4513.05 NO LICENSE PLATE LIGHT	2		1
4513.14A TRAFFIC CHARGES - HEADLIGHTS 4513.14A	2		1
4513.15 HEADLIGHTS	0		1
4513.22 FAULTY EXHAUST SYSTEM	1		0
4519.03A HIT/SKIP PRIVATE PROPERTY	1		0
4549.02 LEAVING THE SCENE OF AN ACCIDENT	1		1
4549.02A STOPPING AFTER ACCIDENT	1		0
4549.03A HIT/SKIP PRIVATE PROP.	0		0
4549.08 FICTICIOUS PLATES	0		1
TOTAL	115		85

TRAFFIC ENFORCEMENT SUMMARY

NUMBER OF CITATIONS ISSUED	JAN-MAR 2016 TOTAL	VS	JAN-MAR 2015 TOTAL
TOTAL	935		718

PARKING CITATION CHARGES

TYPE OF CITATION & SECTION#	JAN-MAR 2016 TOTAL	VS	JAN-MAR 2015 TOTAL
76.01 PROHIBITED STANDING OR PARKING PLACES	1		13
76.02 MANNER OF PARALLEL PARKING; HANDICAPPED PARKING	5		0
76.02F HANDICAP PARKING	4		4
76.26B PARKING FIRE LANE	1		0
TOTAL	11		17

TOTAL CITATIONS	1,084		842
------------------------	--------------	--	------------

ADULT ARREST SUMMARY

ACTUAL NUMBER OF ADULTS ARRESTED	JAN-MAR 2016 TOTAL	VS	JAN-MAR 2015 TOTAL
TOTAL	157		101

BREAKDOWN OF CHARGES	JAN-MAR 2016 TOTAL	VS	JAN-MAR 2015 TOTAL
ACDA	1		1
AGGRAVATED MENACING	1		0
AGGRAVATED POSSESSION OF DRUGS	0		1
ALCOHOL-UNDERAGE POSSESSION	2		0
ANIMALS OR FOWL RUNNING AT LARGE	1		4
ASSAULT - KNOWINGLY HARM VICTIM	4		4
COMPLICITY	1		0
CONTRIBUTING TO THE UNRLINESS/ DELINQUENCY OF A CHILD	1		0
CRIMINAL DAMAGING/ENDANGERING	1		0
DECEPTION TO OBTAIN A DANGEROUS DRUG	0		2
DISCHARGE OF WEAPONS	1		1
DISORDERLY CONDUCT	1		0
DISORDERLY CONDUCT/INTOX	1		10
DOMESTIC VIOLENCE	4		2
DOMESTIC VIOLENCE - KNOWINGLY CAUSE PHYSICAL HARM	0		7
DRIVING UNDER OVI SUSPENSION	1		0
DRIVING UNDER SUSPENSION	1		7
DRIVING UNDER SUSPENSION OR VIOLATION OF LICENSE RESTRICTION	1		0
DRIVING UNDER THE INFLUENCE OF ALCOHOL OR DRUGS	26		4
DRIVING WITHIN MARKED LANES	1		4
DRUG ABUSE - INSTRUMENT	3		0
DRUG ABUSE - MARIJUANA	19		7
DRUG ABUSE - MARIJUANA LESS THAN 100G	1		0
DRUG ABUSE - SCHEDULE I OR II SUBSTANCE	2		0
DRUG PARAPHERNALIA	17		6
DRUG PARAPHERNALIA - POSS./USE	4		0
ENDANGERING CHILDREN	1		0
FAILURE TO REGISTER	1		0
FAIL TO CONTROL	3		1
FAIL TO YIELD-PRIVATE DRIVE	1		0
FAILURE TO AID A L.E. OFFICER	1		0
FAILURE TO APPEAR	2		29
FAILURE TO CONTROL	1		0
FALSIFICATION	3		0
FLASHING RED LIGHT	1		0
HAVING PHYSICAL CONTROL OF VEHICLE WHILE UNDER THE INFLUENCE	1		0
HIT/SKIP - CODE 2/4	1		0
IMPROPERLY HANDLING FIREARMS IN MOTOR VEHICLE	0		1
LANE CHANGE - UNSAFE	1		0
LEAVING THE SCENE OF AN ACCIDENT	2		0
LEFT OF CENTER	2		0
MARIJUANA - LESS THAN 100 GRAMS	3		1
MARIJUANA DRUG PARAPHERNALIA	5		0
MARKED LANES	1		4
MENACING	0		1

ADULT ARREST SUMMARY

ACTUAL NUMBER OF ADULTS ARRESTED	JAN-MAR 2016 TOTAL	VS	JAN-MAR 2015 TOTAL
TOTAL	157		101

BREAKDOWN OF CHARGES	JAN-MAR 2016 TOTAL	VS	JAN-MAR 2015 TOTAL
MINOR CONSUMPTION	0		1
NO OPS	2		0
OBSTRUCTING - OFFICIAL BUSINESS	2		0
OBSTRUCTING OFFICIAL BUSINESS	1		0
OPEN CONTAINER LIQUOR	2		0
OUT OF JURISDICTION WARRANT	1		0
OVI	5		13
OVI BREATH	3		9
OVI REFUSAL	0		2
OVI PER SE BREATH (.17 + (SUPER)	2		0
OVI REFUSAL (PRIOR W/20 YRS)	1		1
PHYSICAL CONTROL	3		2
POSSESSING DRUG ABUSE INSTRUMENT - OBTAIN, USE	1		0
POSSESSING DRUG ABUSE INSTRUMENTS	1		0
POSSESSION OF DRUGS	3		0
POSSESSION OF MARIJUANA	1		0
PROVIDING FALSE INFORMATION TO POLICE OFFICER	0		1
RECEIVING STOLEN PROPERTY	0		2
RECKLESS OPERATION	0		1
SPEED	2		0
SPEED LIMIT	3		2
TAIL LIGHT - ILLUMINATION OF REAR LICENSE PLATE	1		0
THEFT - ALL OTHER LARCENY	2		0
THEFT - PETTY (<\$500)	0		6
THEFT - PETTY (<\$1000)	5		0
THEFT - SHOPLIFTING	1		0
THEFT - WITHOUT CONSENT	0		2
TRAFFIC CHARGES - HEADLIGHTS 4513.14A	0		9
TURN SIGNAL REQUIRED	1		1
UNDERAGE POSSESSION - PURCHASE - CONSUMPTION	2		1
VIOLATE PROTECTION ORDER OR CONSENT AGREEMENT	1		0
WARRANT ARREST FOREIGN AGENCY	31		0
TOTAL	202		150

JUVENILE ARREST SUMMARY

ACTUAL NUMBER OF JUVENILES ARRESTED	JAN-MAR 2016 TOTAL	VS	JAN-MAR 2015 TOTAL
TOTAL	11		12

BREAKDOWN OF CHARGES	JAN-MAR 2016 TOTAL	VS	JAN-MAR 2015 TOTAL
ALCOHOL-UNDERAGE POSSESSION	2		0
ASSAULT	1		0
ASSAULT - KNOWINGLY HARM VICTIM	2		1
CARRYING CONCEALED WEAPONS	1		0
CRIMINAL TRESPASS	1		0
CURFEW	1		7
CURFEW (13-17)	1		0
DOC	0		2
DOMESTIC VIOLENCE	2		0
DRUG ABUSE - MARIJUANA	2		1
DRUG PARAPHERNALIA	1		1
IMPROPERLY HANDLING FIREARMS IN A MOTOR VEHICLE	1		0
OFFENSES INVOLVING UNDERAGE PERSONS	1		0
THEFT-LARCENY/NON MOTOR VEHICLE	0		1
THEFT - ALL OTHER LARCENY	1		0
UNDERAGE POSSESSION - PURCHASE - CONSUMPTION	1		0
TOTAL	18		13

ACCIDENTS

TYPE OF ACCIDENT	JAN-MAR 2016 TOTAL	VS	JAN-MAR 2015 TOTAL
FATAL	0		0
PROPERTY DAMAGE	124		155
HIT SKIP	33		0
INJURY ACCIDENT	47		56
INJURY HIT SKIP	5		0
TOTALS	209		211

ACCIDENT ANALYSIS January - March 2016

January 1, 2016 through March 31, 2016 there were 209 reported traffic accidents, resulting in an average 2.32 accidents/day. Compared to 2015, accidents decreased 0.95% (2016 = 209; 2015 = 211).

Personal injury accidents (52) accounted for 24.9% of the total. Property damage accidents accounted for the majority of our activity with 157 reports being filed (75.1%).

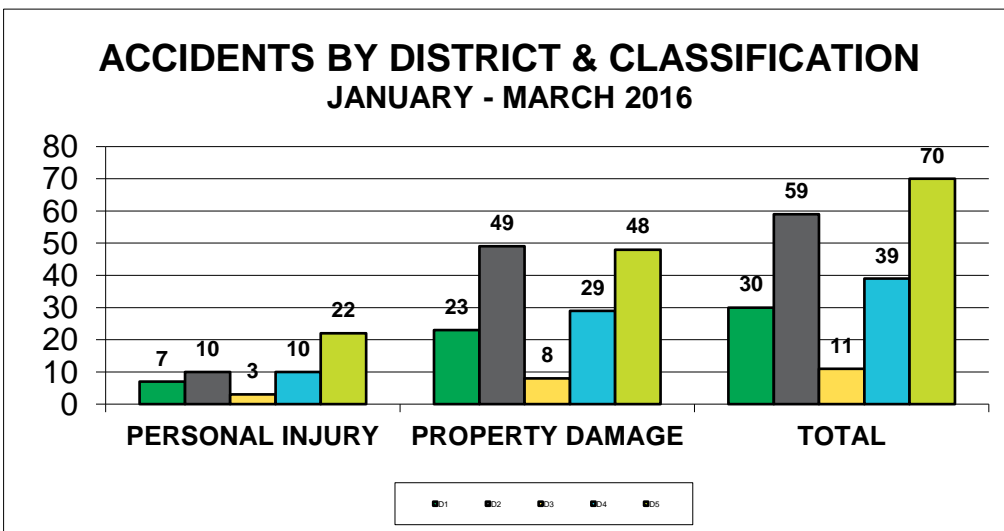
District 5 experienced the majority of accidents (70 or 33.5%) followed by District 2 with 59 accidents (28.2%). There were 30 collisions each in District 1 (14.4%), 11 collision in District 3 (5.3%) and 39 collisions in District 4 (18.7%). The busiest day of the week for accident activity for the reporting period was Friday with 43 accidents (20.6%) reported. The second busiest day was Thursday with 39 accidents (18.7%) reported. Accident activity for the remaining days of the week were as follows: Sunday = 15 (7.2%); Monday = 25 (12.0%); Tuesday = 32 (15.3%); Wednesday = 33 (15.8%); and Saturday = 22 (10.5%).

The most frequent contributing factor was Following Too Closely, which accounted for 72 or 34.4% of the accidents. The next most recurrent contributing factor was Failure To Control accounting for 41 or 19.6% of the accidents for the reporting period. The busiest time of day for accident activity was between 8AM-9AM with 27 (12.9%) accidents.

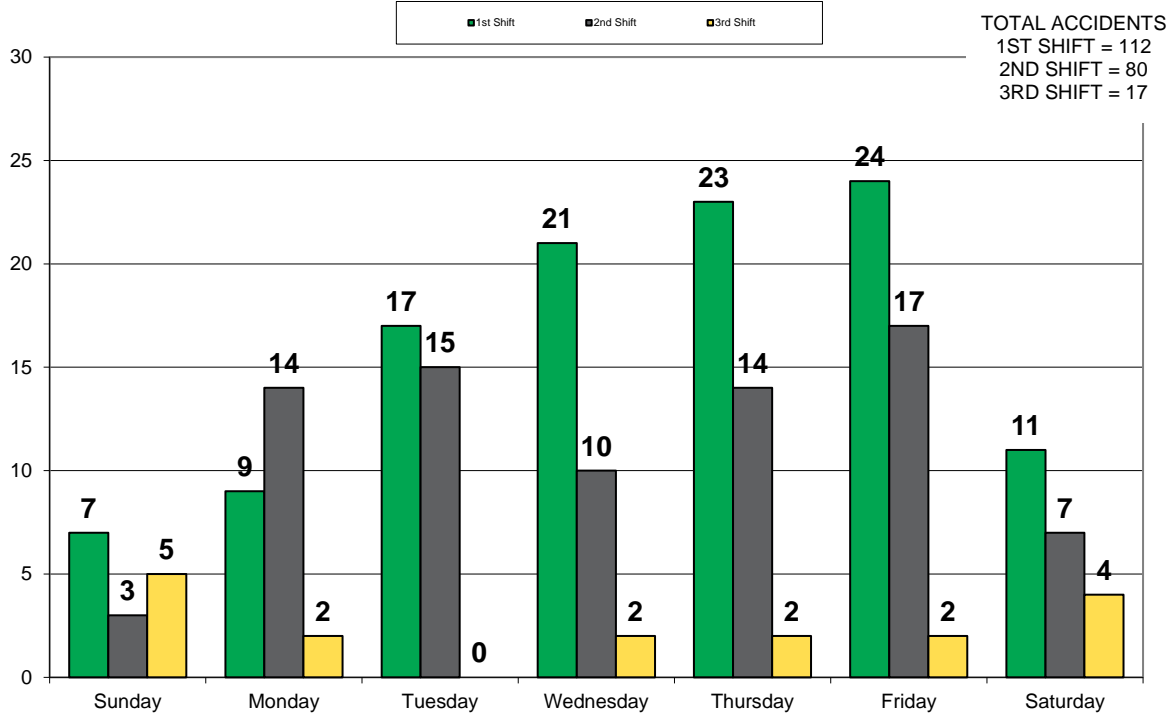
Seven (7) crashes were identified as having been alcohol related (3.3%). The drivers in these accidents were arrested and charged with OVI. One hundred sixty-six (166) citations were issued to at fault drivers as a result of their accidents (79.4%).

ACCIDENTS BY DISTRICT & CLASSIFICATION

DISTRICT	PERSONAL INJURY	PROPERTY DAMAGE	TOTAL
D1	7	23	30
D2	10	49	59
D3	3	8	11
D4	10	29	39
D5	22	48	70
TOTAL	52	157	209



ACCIDENTS BY DAY OF WEEK & SHIFT JANUARY 1 - MARCH 31, 2016



ACCIDENTS & CITATIONS BY HOUR JANUARY 1 - MARCH 31, 2016

