



Dublin Police Department

Quarterly Report

April – June 2017



Mission & Values

Dublin Division of Police employees are committed to protecting life, liberty and property. We will provide the highest level of service and work in partnership with our community to ensure public safety by focusing on the following core principles;

- Vigilant, Ethical and Impartial Enforcement of Law
- Critical Incident Preparedness and Response
- Crime Prevention, Reduction and Deterrence
- Improvement of Traffic Safety

We will remain dedicated to service and committed to excellence, focusing on the following core values: Professionalism, Integrity, Respect, Commitment

• **Professionalism:** We are members of an exceptional and highly trained law enforcement organization. Our conduct and demeanor adhere to the highest standards of personal and organizational excellence.

• **Integrity:** We hold ourselves accountable to the highest level of honesty, truthfulness, and ethical conduct.

• **Respect:** We ensure that all persons are treated with equality, dignity and courtesy.

• **Commitment:** We are dedicated to our Profession, our Community, our Agency and our Mission.

Personnel Highlights & Staffing

New Additions

Evangeline Flesher, Communications Technician – 5/9/2017

Megan Warren, Communications Technician – 5/17/2017

Daniel Carey, Communications Technician – 5/18/2017

Cody Woodard, Police Officer – 6/15/2017

Eric Boulware, Police Officer – 6/15/2017

Hillary McClish, Police Officer – 6/15/2017

Amber McCloskey, Police Officer – 6/15/2017

Kurtis Young, Police Officer – 6/15/2017



Resignations/Retirements

Jalisha Anderson, Communications Technician – Resignation 4/5/2017

Katherine Fox, Police Officer – Resignation 4/27/2017

Selection Processes

Officer Kathy Evans – School Resource Officer – Selected 4/13/2017

Officer Charles Collier – School Resource Officer – Selected 4/13/2017

Officer Matthew Rahde – Field Training Officer – Selected 5/9/2017

Officer Eric Walden – Field Training Officer – Selected 5/9/2017

Awards

Certificate of Merit – Officer Lore Griffith; Communications Technician Brett Goldstein; Officer Rigoberto Quintanilla; Officer Gwen Whittaker; Officer Jace Dalgord; and Officer Matt Rahde

Ohio School Resource Officer of the Year presented to Officer Charles Collier

Award of Merit - Communications Technician Jason Hughes

Life Saving Award - Communications Technician Gloria Rose

Focus & Results

Goal #1: Enhance our readiness and demonstrate our ability to effectively respond to and successfully resolve critical incidents, major crimes, and/or issues of significant community concern.

- Violent crimes decrease from 9 in 2016 to 6 YTD for 2017
- 16.8% increase in reported crimes YTD from 2016

Goal #2: Reduce theft offenses throughout the city.

- 27.9% increase in theft offenses from 2016 YTD
- 20.5% increase in thefts from vehicles from 2016 YTD
- 11.1% decrease in burglaries and B&Es from 2016 YTD

Goal #3: Improve overall traffic safety in the city.

- 8.7% decrease in traffic crashes from 2016 YTD
- 6.0% decrease in injury traffic crashes from 2016 YTD
- 50.0% increase in OVI related traffic crashes from 2016 YTD

Goal #4: Enhance and demonstrate our ability to effectively address drug offenses that contribute to crime affecting the city.

- 118 criminal arrests related to drug activity; 191 drug offense charges YTD

<u>Staffing Levels:</u>	<u>Authorized / Actual</u>
Chief of Police	1/1
Police Lieutenant	2/2
Civilian Bureau Commander	1/1
Police Sergeant	6/6
Police Corporal	6/6
Police Officer	55/57**
Law Enforcement Planner	1/1
Accreditation Manager	1/1
Administrative Support III	1/1
Administrative Support II	5/5
Police Property Technician	1/1
Communications Manager	1/1
Communications Technician	26/21*
Communications Supervisor	4/3*
Totals	111/107*



view chart

*below authorized staffing level

**two additional positions temporarily

Authorized to allow for future retirements

Agency Quarterly Activity

April - June 2017

Calls for Service

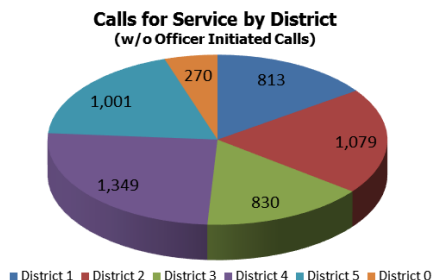
Total Calls for Service = 14,249

Total Citizen Initiated Calls = 5,342

911 Calls Received = 10,086

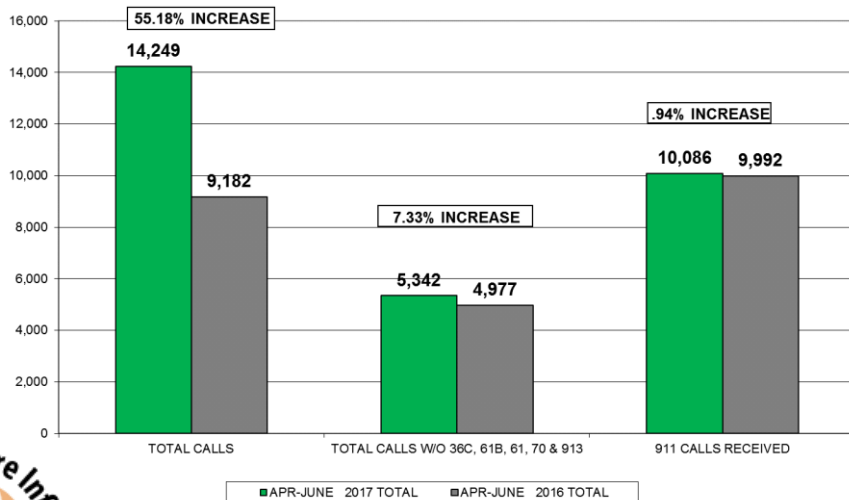
Average Response Time: 7 minutes

Average Total Time to Handle Calls: 37 minutes



CALLS FOR SERVICE

APRIL 1, 2017 - JUNE 30, 2017



Other Reported Activity

Total Offenses Reported = 342

Total Citations = 1,073

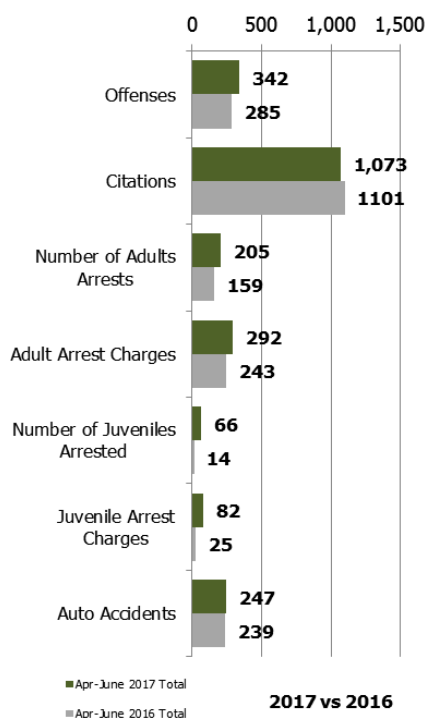
Number of Adults Arrested = 205

Adult Arrest Charges = 292

Number of Juveniles Arrested = 66

Juvenile Arrest Charges = 82

Total Accidents Reported = 247



Don't Lose It



Be Smart. Stay Safe.

The Dublin Police Department would like to remind residents, corporate citizens and visitors to take steps to prevent thefts from vehicles. That includes the following:

- removing valuables from vehicles
- locking vehicle doors
- calling the Dublin Police Department immediately if you witness a crime or something suspicious (call 911 to report a crime in progress)

Between May 3, 2017 and June 5, 2017, Dublin Police have received approximately 55 calls for service related to thefts from vehicles in the city; 27 of the calls resulted in a police report being filed.

The majority of these targeted vehicles were unlocked or no visible force was used to gain entry. However, there have been some where a window was broken or a door lock was punched.

The items most often stolen have included, but were not limited to: purses, wallets, back packs, credit cards, tools, electronics, and loose change.

Only by working together will we continue to make Dublin a safe place to live, work and visit. You can find more information on crime prevention online –

<http://dublinohiousa.gov/police-news/crime-reporting-and-prevention>

Agency Year to Date Activity

January - June 2017

Calls for Service

Total Calls for Service = 27,785

Total Citizen Initiated Calls = 9,480

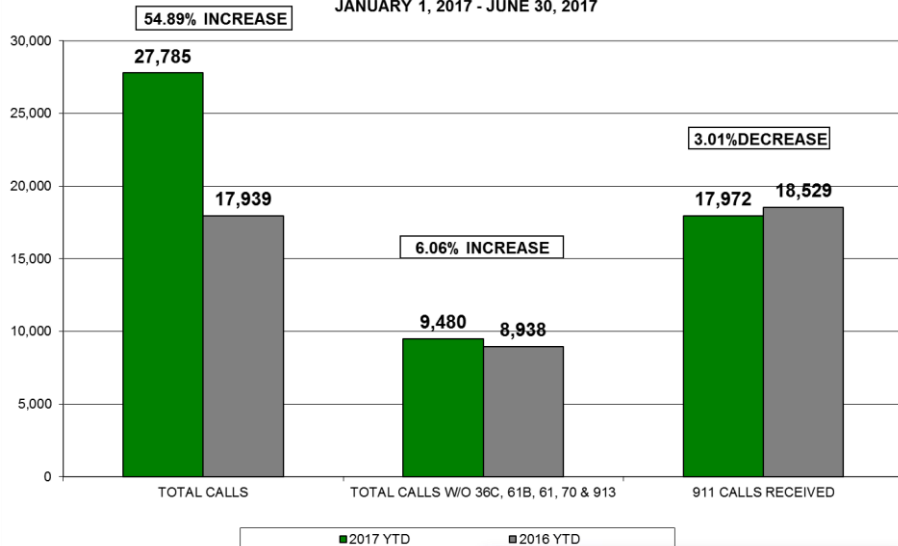
911 Calls Received = 17,972

Average Response Time: 6 minutes

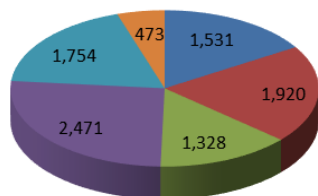
Average Total Time to Handle Calls: 37 minutes

CALLS FOR SERVICE

JANUARY 1, 2017 - JUNE 30, 2017



Calls for Service by District (w/o Officer Initiated Calls)



■ District 1 ■ District 2 ■ District 3 ■ District 4 ■ District 5 ■ District 0

Other Reported Activity

Total Offenses Reported = 638

Total Citations = 2,233

Number of Adults Arrested = 367

Adult Arrest Charges = 524

Number of Juveniles Arrested = 94

Juvenile Arrest Charges = 117

Total Accidents Reported = 428



The first day of classes for Dublin City Schools was Wednesday, August 16, 2017. With school starting, the Dublin Police Department asks that parents and students alike remember a few things to make the excitement of a new school year as safe as possible. Above all, please remember to drive with extra care during school hours, especially when students are arriving or leaving school grounds. In Ohio, the speed limit in marked school zones is 20 mph "during school recess and while children are going to or leaving school." Be especially aware of not driving while distracted by mobile devices, GPS, reading material, or anything else that takes your mind or your hands off the wheel. JUST DRIVE...



All students and staff in our schools can help to prevent thefts by taking a few simple precautions:

- Don't leave items of value in plain view in your cars on school grounds.
- Lock your lockers to prevent easy access to valuables.
- Don't leave valuables, backpacks, or purses laying around in locker rooms, class rooms, or hallways where they may be an inviting target for thieves.

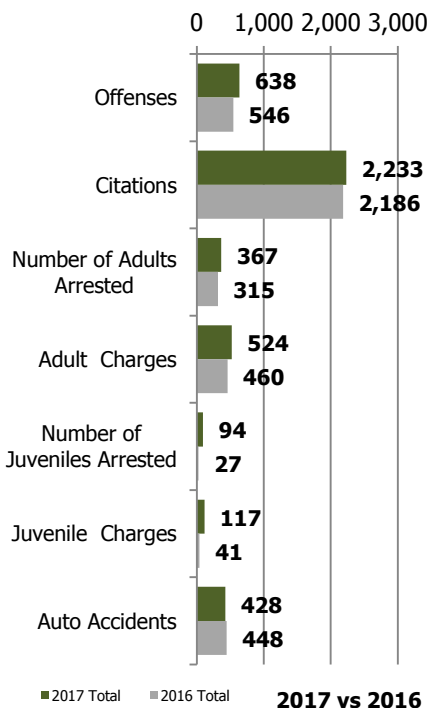
Parents and students should know that, as significant school events approach (proms, athletic events, etc.) the Police Department usually receives an increase in complaints about underage drinking, specifically, parties with underage drinking. We ask that parents and students take note of the these facts: According to the U.S. Department of Health and Human Services, alcohol continues to be the drug of choice for our country's youth. Each year approximately 5,000 young people under the age of 21 die as a result of underage drinking; this includes about 1,900 deaths from motor vehicle crashes as well as hundreds of others from accidental falls and drownings.

Parents and students should remember that Dublin's Social Host law allows police to prosecute adults or underage youth who "negligently" allow the possession or consumption of alcohol by underage people on their property. This law also applies to parties that occur outside the home, such as in hotel rooms or banquet halls, and could apply even if you are not present during the party. The maximum penalty for a violation of the social host law is six months jail time and a \$1,000 fine.

As always, the Dublin Police Department Community Education Unit has officers assigned to our middle schools and three high schools in the Dublin City School District. Our officers are in the schools as a resource to the students and staff to help maintain the safest possible environment for our young citizens to learn and grow. The first weeks of school should provide lots of excitement for students, and perhaps a little relief for parents. The Dublin Police Department would like this school year to be safe and productive for everyone in our community.

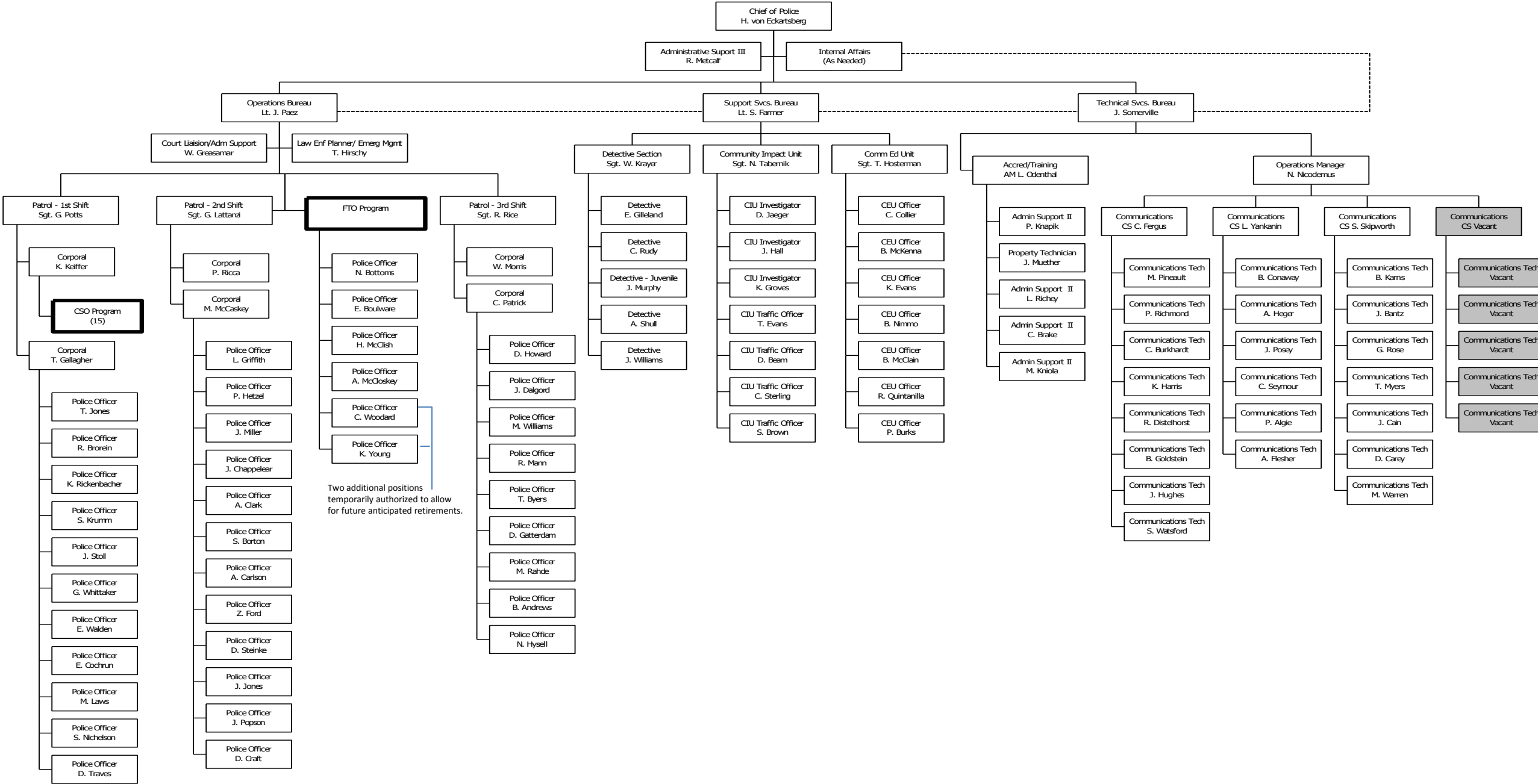
Remember: Call 9-1-1 immediately to stop a crime, report a fire or save a life. To report a crime that has already occurred, suspicious activity or any other non-emergency situation, please contact the Dublin Police at 614.889.1112.

Heinz von Eckartsberg – Chief of Police



2017 vs 2016

City of Dublin - Division of Police - Organizational Chart - Standard 11.1.2



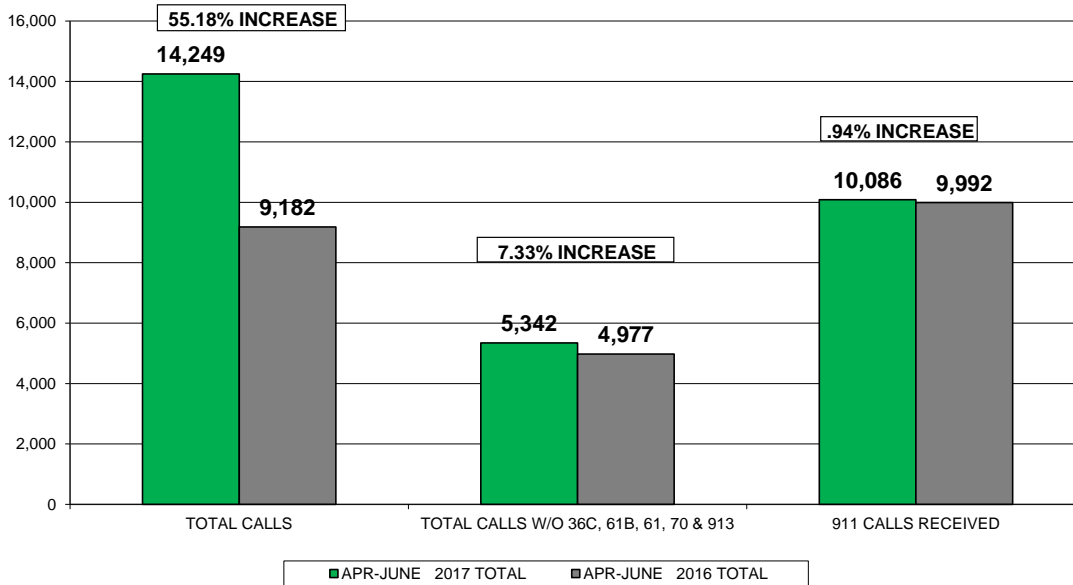
APRIL 1 - JUNE 30, 2017

CODE# & DESCRIPTION	DISTRICTS					DISTRICT 0	APR-JUNE 2017 TOTAL	2017 YTD	VS.	APR-JUNE 2016 TOTAL	2016 YTD
	001	002	003	004	005	MUTUAL AID OUTSIDE CITY					
10-ASSIST OTHER AGENCY	5	13	10	7	10	68	113	214		116	181
100D-BOMB DEVICE	0	0	0	0	0	0	0	1		0	0
102-NARCOTICS	11	9	8	6	4	0	38	68		22	40
12-BURGLARY	5	7	11	2	7	0	32	52		31	56
12AL BURGLAR ALARM	99	95	106	111	115	0	526	1,046		528	1,009
12B-OPEN DOOR OR WINDOW	9	7	8	13	16	0	53	90		30	54
13-MISCELLANEOUS CALL	40	42	50	156	41	46	375	671		289	510
13B-BANK ESCORT	0	0	0	0	0	0	0	5		1	1
13T-PRISONER TRANSPORT	0	0	0	9	0	1	10	23		12	13
14-FRAUD BAD CHECK	12	23	19	24	9	0	87	173		75	164
15-WARRANT SERVICE	4	3	2	34	2	14	59	109		62	110
16-DECEASED PERSON	1	4	0	2	2	0	9	16		10	16
16A-DECEASED ANIMAL	1	1	4	3	1	0	10	18		14	32
18-ANIMAL BITE	0	1	1	1	0	0	3	5		4	9
18A-ANIMAL COMPLAINT	6	22	22	26	9	2	87	147		105	163
18B-BARKING DOG	0	0	1	3	2	0	6	13		8	14
2-ACCIDENT NON INJURY	55	121	20	39	78	7	320	544		288	522
20-DOMESTIC	3	5	6	9	4	1	28	42		0	0
20-DOMESTIC VIOLENCE	0	0	0	0	0	0	0	8		20	44
24-INTOXICATED PERSON	6	6	20	7	5	0	44	55		25	42
24A -OMVI	7	16	8	9	22	14	76	153		113	191
26-FIGHT	0	0	0	2	0	0	2	4		4	6
28-FIRE RUN	2	3	1	7	5	1	19	40		13	29
29-EMS RUN	8	4	8	15	6	1	42	85		45	72
2A-HIT SKIP NON INJURY	6	22	3	12	8	0	51	89		64	129
2P-ACCIDENT PRIVATE PROPERTY	14	18	6	23	2	1	64	112		68	121
30-VICE COMPLAINT	3	0	0	0	1	0	4	5		0	1
34-JUVENILE COMPLAINT	15	11	18	25	11	1	81	108		79	130
36-THEFT	48	71	40	44	29	0	232	408		190	322
36B-FOUND PROPERTY	10	11	12	25	12	1	71	135		73	115
36C-COURTESY CARD	512	304	55	429	293	3	1,596	3,221		1,119	2,212
38-MISSING PERSON	0	2	3	11	6	0	22	34		10	20
38A-MISSING PERSON RETURNED	0	0	2	3	0	0	5	7		6	9
4-ACCIDENT INJURIES	4	21	3	12	15	1	56	107		64	130
40-PERSON WITH A GUN	1	1	0	1	1	0	4	9		2	8
42-UNKNOWN CIRCUMSTANCES	0	2	1	2	0	0	5	7		7	11
42-UNKNOWN EMERGENCY	0	1	0	1	0	0	2	4		2	3
42A-911 HANG UP CALL	45	16	6	38	16	16	137	233		105	207
44-OFFICER IN TROUBLE	0	0	2	0	0	0	2	3		0	0
46-PROWLER	0	0	1	0	0	0	1	4		1	3
48-RAPE	0	0	0	1	0	0	1	2		4	6
48B-SEX OFFENSE	0	3	1	0	0	0	4	15		7	15
4A-HIT SKIP INJURY	0	0	1	0	1	0	2	2		2	5
4F-ACCIDENT FATAL	0	1	0	0	0	0	1	2		0	1
4P-ACCIDENT PRIV PROP INJURY	2	0	1	0	0	0	3	7		2	5
50-ROBBERY	0	2	0	0	0	0	2	3		4	4
50ALB-ROBBERY ALARM BUSINESS	8	1	1	6	0	0	16	42		19	49
50ALR-ROBBERY ALARM RESIDENCE	0	4	17	5	6	0	32	55		35	55
52-SHOOTING	0	0	0	0	0	0	0	0		1	1
52A-SHOTS FIRED	3	2	3	3	1	2	14	20		9	20
56-STOLEN VEHICLE	3	2	0	1	1	1	8	19		8	15
56B-RECOVERED STOLEN VEHICLE	3	1	0	1	0	2	7	9		7	12
58-SUICIDE	0	0	0	0	0	0	0	1		4	5
58A-SUICIDE ATTEMPT	6	4	4	10	2	0	26	46		26	59
6-AIRCRAFT CRASH	0	0	0	0	0	0	0	0		1	1
60-SUSPICIOUS PERSON	84	148	91	168	92	3	586	1,027		486	857
60A-SUSPICIOUS VEHICLE	47	42	45	72	56	3	265	438		277	497
61-HOUSE CHECK	91	63	152	197	97	0	600	1,264		653	1,455
61A-EXTRA PATROL	8	12	20	18	16	0	74	153		108	206
61B-TARGET PATROL	97	123	29	173	311	16	749	1,649		614	1,667
62-TRAFFIC DETAIL	4	7	5	1	3	1	21	30		27	33
64-VANDALISM	7	11	15	26	4	0	63	91		49	89
70-TRAFFIC VIOLATOR	515	387	180	488	499	154	2,223	4,811		1,819	3,667
72-SPEEDER OR RECKLESS DRIVER	22	50	24	27	101	49	273	440		283	462
74-DISABLED OR MOTORIST ASSIST	29	38	10	20	100	18	215	440		196	394
76-VEHICLE BLOCKING	24	30	22	34	30	4	144	264		148	258
76A-PARKING VIOLATOR	17	19	58	74	22	2	192	316		159	249
78-VEHICLE LOCKOUT	38	24	7	54	16	2	141	260		148	300
8-ASSAULT	1	3	0	1	1	0	6	12		15	27
80-ROADWAY OBSTRUCTION	24	29	8	15	53	1	130	194		117	207
8A-MENACING THREATS	2	2	4	5	3	0	16	30		21	38
8B-TELEPHONE HARASSMENT	0	1	1	5	5	0	12	26		11	27
90-DISTURBANCE 2 UNITS	31	48	54	52	29	2	216	374		154	249
90A-DISTURBANCE 1 UNIT	23	36	33	49	18	5	164	255		141	266
90S-SMOKING VIOLATION	0	0	0	0	0	0	0	0		1	1

CALLS FOR SERVICE SUMMARY
APRIL 1 - JUNE 30, 2017

CODE# & DESCRIPTION	DISTRICTS					DISTRICT 0	APR-JUNE 2017 TOTAL	2017 YTD	VS.	APR-JUNE 2016 TOTAL	2016 YTD
	001	002	003	004	005	MUTUAL AID OUTSIDE CITY					
913-FOOT PATROL	743	867	322	1,099	485	223	3,739	7,360		0	0
96-MENTAL	7	1	3	19	2	0	32	60		21	38
TOTAL CALLS	2,771	2,823	1,568	3,735	2,686	666	14,249	27,785		9,182	17,939
TOTAL CALLS W/O 36C, 61B, 61, 70 & 913	813	1,079	830	1,349	1,001	270	5,342	9,480		4,977	8,938
911 CALLS RECEIVED							10,086	17,972		9,992	18,529

CALLS FOR SERVICE
APRIL 1, 2017 - JUNE 30, 2017



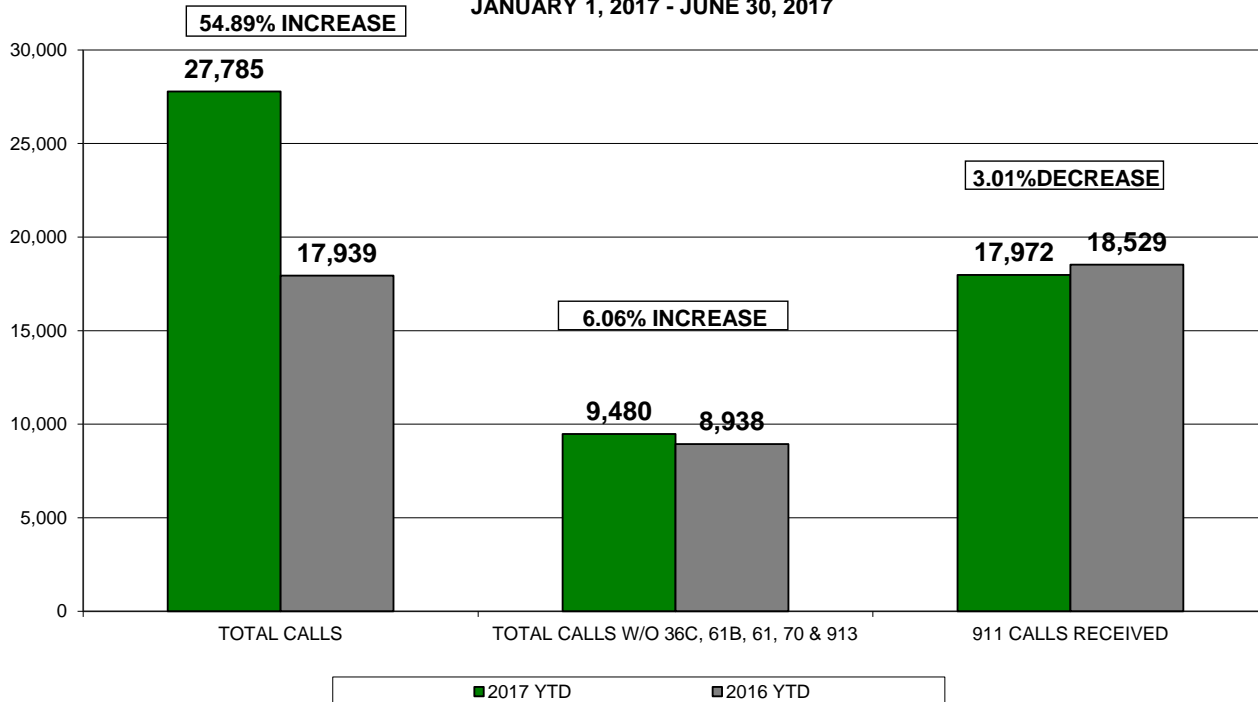
CALLS FOR SERVICE SUMMARY
JANUARY 1 - JUNE 30, 2017

CODE# & DESCRIPTION	DISTRICTS					DISTRICT 0	2017 YTD	VS.	2016 YTD
	001	002	003	004	005	MUTUAL AID OUTSIDE CITY			
10-ASSIST OTHER AGENCY	16	21	14	19	18	124	214		181
100D-BOMB DEVICE	0	1	0	0	0	0	1		0
102-NARCOTICS	21	16	9	16	5	1	68		40
12-BURGLARY	9	17	14	4	7	1	52		56
12AL BURGLAR ALARM	209	199	210	202	226	0	1,046		1,009
12B-OPEN DOOR OR WINDOW	16	8	16	27	23	0	90		54
13-MISCELLANEOUS CALL	75	70	87	293	67	79	671		510
13B-BANK ESCORT	5	0	0	0	0	0	5		1
13T-PRISONER TRANSPORT	0	0	0	14	0	9	23		13
14-FRAUD BAD CHECK	27	33	39	58	16	0	173		164
15-WARRANT SERVICE	8	5	2	59	2	32	109		110
16-DECEASED PERSON	3	6	0	4	3	0	16		16
16A-DECEASED ANIMAL	2	2	5	6	3	0	18		32
18-ANIMAL BITE	0	1	2	2	0	0	5		9
18A-ANIMAL COMPLAINT	7	29	34	53	22	2	147		163
18B-BARKING DOG	0	2	3	5	3	0	13		14
2-ACCIDENT NON INJURY	96	206	36	72	126	8	544		522
20-DOMESTIC	6	8	7	13	7	1	42		0
20-DOMESTIC VIOLENCE	1	2	0	2	2	1	8		44
24-INTOXICATED PERSON	8	12	20	10	5	0	55		42
24A -OMVI	16	39	16	17	37	28	153		191
26-FIGHT	1	0	0	3	0	0	4		6
28-FIRE RUN	5	7	6	12	9	1	40		29
29-EMS RUN	14	11	15	32	12	1	85		72
2A-HIT SKIP NON INJURY	17	38	3	19	12	0	89		129
2P-ACCIDENT PRIVATE PROPERTY	24	34	8	41	4	1	112		121
30-VICE COMPLAINT	4	0	0	0	1	0	5		1
34-JUVENILE COMPLAINT	18	13	24	38	14	1	108		130
36-THEFT	89	133	53	78	55	0	408		322
36B-FOUND PROPERTY	20	25	19	52	18	1	135		115
36C-COURTESY CARD	1,015	582	102	930	587	5	3,221		2,212
38-MISSING PERSON	2	3	8	14	7	0	34		20
38A-MISSING PERSON RETURNED	1	0	3	3	0	0	7		9
4-ACCIDENT INJURIES	12	35	7	21	31	1	107		130
40-PERSON WITH A GUN	1	1	1	3	3	0	9		8
42-UNKNOWN CIRCUMSTANCES	1	2	1	3	0	0	7		11
42-UNKNOWN EMERGENCY	1	1	0	2	0	0	4		3
42A-911 HANG UP CALL	79	22	9	58	36	29	233		207
44-OFFICER IN TROUBLE	0	0	3	0	0	0	3		0
46-PROWLER	0	0	1	3	0	0	4		3
48-RAPE	0	0	1	1	0	0	2		6
48B-SEX OFFENSE	0	4	2	6	1	2	15		15
4A-HIT SKIP INJURY	0	0	1	0	1	0	2		5
4F-ACCIDENT FATAL	1	1	0	0	0	0	2		1
4P-ACCIDENT PRIV PROP INJURY	4	0	1	1	1	0	7		5
50-ROBBERY	0	3	0	0	0	0	3		4
50ALB-ROBBERY ALARM BUSINESS	13	11	1	14	3	0	42		49
50ALR-ROBBERY ALARM RESIDENCE	3	6	24	6	16	0	55		55
52-SHOOTING	0	0	0	0	0	0	0		1
52A-SHOTS FIRED	3	2	4	6	3	2	20		20
56-STOLEN VEHICLE	6	3	3	3	3	1	19		15
56B-RECOVERED STOLEN VEHICLE	4	2	0	1	0	2	9		12
58-SUICIDE	0	0	1	0	0	0	1		5
58A-SUICIDE ATTEMPT	9	6	9	19	3	0	46		59
6-AIRCRAFT CRASH	0	0	0	0	0	0	0		1
60-SUSPICIOUS PERSON	151	255	148	289	176	8	1,027		857
60A-SUSPICIOUS VEHICLE	82	78	66	125	84	3	438		497
61-HOUSE CHECK	192	137	368	347	219	1	1,264		1,455
61A-EXTRA PATROL	17	27	36	39	33	1	153		206
61B-TARGET PATROL	253	257	50	402	665	22	1,649		1,667
62-TRAFFIC DETAIL	5	9	6	3	6	1	30		33
64-VANDALISM	15	15	22	31	7	1	91		89
70-TRAFFIC VIOLATOR	1,152	775	417	1,035	1,112	320	4,811		3,667

CALLS FOR SERVICE SUMMARY
JANUARY 1 - JUNE 30, 2017

CODE# & DESCRIPTION	DISTRICTS					DISTRICT 0	2017 YTD	VS.	2016 YTD
	001	002	003	004	005	MUTUAL AID OUTSIDE CITY			
72-SPEEDER OR RECKLESS DRIVER	35	84	40	44	154	83	440		462
74-DISABLED OR MOTORIST ASSIST	65	87	18	46	198	26	440		394
76-VEHICLE BLOCKING	40	50	30	74	62	8	264		258
76A-PARKING VIOLATOR	34	28	69	148	35	2	316		249
78-VEHICLE LOCKOUT	72	51	11	95	28	3	260		300
8-ASSAULT	2	5	0	4	1	0	12		27
80-ROADWAY OBSTRUCTION	35	49	16	24	69	1	194		207
8A-MENACING THREATS	2	6	5	12	5	0	30		38
8B-TELEPHONE HARASSMENT	3	2	4	12	5	0	26		27
90-DISTURBANCE 2 UNITS	63	77	82	103	47	2	374		249
90A-DISTURBANCE 1 UNIT	41	53	48	74	33	6	255		266
90S-SMOKING VIOLATION	0	0	0	0	0	0	0		1
913-FOOT PATROL	1,539	1,585	561	2,301	951	423	7,360		0
96-MENTAL	12	4	5	33	6	0	60		38
TOTAL CALLS	5,682	5,256	2,826	7,486	5,288	1,244	27,785		17,939
TOTAL CALLS W/O 36C, 61B, 61, 70 & 913	1,531	1,920	1,328	2,471	1,754	473	9,480		8,938
911 CALLS RECEIVED							17,972		18,529

CALLS FOR SERVICE
JANUARY 1, 2017 - JUNE 30, 2017



OFFENSE REPORT SUMMARY

GROUP A	DEPARTMENT CLASSIFICATION	IBR CODE	APR-JUNE 2017 TOTAL	2017 YTD	VS.	APR-JUNE 2016 TOTAL	2016 YTD
	AGGRAVATED ASSAULT	13A	0	3		3	6
	ARSON	200	0	0		0	0
	ASSISTING OR PROMOTING PROSTITUTION	40B	1	1		0	0
	BURGLARY/BREAKING AND ENTERING	220	26	40		24	45
	COUNTERFEITING/FORGERY	250	1	4		1	1
	CREDIT CARD/AUTOMATIC TELLER MACHINE FRAUD	26B	0	3		2	6
	DISTRUCTION/DAMAGE/VANDALISM OF PROPERTY	290	23	33		10	17
	DRUG EQUIPMENT VIOLATIONS	35B	13	23		14	25
	DRUG/NARCOTIC VIOLATIONS	35A	53	88		28	58
	EXTORTION/BLACKMAIL	210	0	0		0	0
	FALSE PRETENSES/SWINDLE/CONFIDENCE GAME	26A	5	9		10	14
	FORCIBLE FONDLING	11D	0	3		2	3
	FORCIBLE RAPE	11A	1	2		6	6
	IMPERSONATION	26C	1	11		7	32
	INTIMIDATION	13C	3	14		6	10
	KIDNAPPING/ABDUCTION	100	1	1		0	0
	MOTOR VEHICLE THEFT	240	4	6		3	7
	PORNOGRAPHY/OBSCENE MATERIAL	370	0	0		0	1
	ROBBERY	120	3	4		2	2
	SIMPLE ASSAULT	13B	23	37		24	38
	STOLEN PROPERTY OFFENSES	280	1	4		4	4
	THEFT - ALL OTHER LARCENY	23H	41	89		37	69
	THEFT - FROM COIN OPERATED MACHINE	23E	0	0		0	2
	THEFT - POCKET PICKING	23A	0	0		0	0
	THEFT - PURSE SNATCHING	23B	0	0		1	1
	THEFT - SHOPLIFTING	23C	12	19		10	19
	THEFT - THEFT FROM BUILDING	23D	23	39		10	16
	THEFT - THEFT FROM MOTOR VEHICLE	23F	40	84		40	66
	THEFT - THEFT OF VEHICLE PARTS OR ACCESSORIES	23G	2	3		3	6
	WEAPON LAW VIOLATIONS	520	0	0		1	3
	WIRE FRAUD	26E	0	0		0	0
TOTAL GROUP A			277	520		248	457

B	DEPARTMENT CLASSIFICATION	IBR CODE	APR-JUNE 2017 TOTAL	2017 YTD	VS.	APR-JUNE 2016 TOTAL	2016 YTD
	BAD CHECKS	90A	0	1		1	3
	CURFEW/LOITERING/VAGRANCY VIOLATIONS	90B	18	26		1	2
	DISORDERLY CONDUCT	90C	15	20		6	11
	DRIVING UNDER THE INFLUENCE	90D	13	36		19	49
	LIQUOR LAW VIOLATIONS	90G	5	5		3	5
	VOYEURISM	90H	0	1		0	0
	RUNAWAY	90I	4	5		2	2
	TRESPASS OF REAL PROPERTY	90J	3	4		1	2
	ALL OTHER OFFENSES	90Z	7	20		4	15
TOTAL GROUP B			65	118		37	89

TOTAL OFFENSES REPORTED	342	638	285	546
--------------------------------	------------	------------	------------	------------

TRAFFIC ENFORCEMENT SUMMARY

NUMBER OF CITATIONS ISSUED	APR-JUNE 2017 TOTAL	2017 YTD	VS.	APR-JUNE 2016 TOTAL	2016 YTD
TOTAL	884	1,862		943	1,879

TYPE OF CITATION & SECTION#	APR-JUNE 2017 TOTAL	2017 YTD	VS.	APR-JUNE 2016 TOTAL	2016 YTD
ACDA	67	102		86	154
ASSURED CLEAR DISTANCE, SPEED/ACDA	8	29		17	23
CHILD RESTRAINT SYSTEM, EXCEPTIONS	1	2		2	2
CHILD SUPPORT (SUS)	1	2		1	2
COMPLIANCE WITH LAWFUL ORDER OF POLICE OFFICER; FLEEING	1	1		2	3
DISPLAY LICENSE/VALIDATION	6	8		3	7
DISPLAY OF LICENSE PLATES	85	184		97	214
DIVIDED ROADWAYS	0	0		1	1
DRIVER LICENSE SUSPENDED	4	6		3	10
DRIVING ON CLOSED ROADWAY	1	1		0	0
DRIVING ON RIGHT HALF OF ROADWAY	1	1		0	2
DRIVING TO LEFT OF CENTER LINE	0	0		1	1
DRIVING UNDER SUSPENSION OR VIOLATION OF LICENSE RESTRICTION	5	5		1	1
DRIVING UNDER THE INFLUENCE OF ALCOHOL OR DRUGS	27	58		25	56
DRIVING UPON CLOSED ROADWAY	2	3		0	0
DRIVING UPON DIVIDED ROADWAYS	0	1		0	1
DRIVING WITH TEMP PERMIT W/O LICENSED DRIVER	1	2		2	2
DRIVING WITHIN MARKED LANES	22	36		16	36
DRIVING WITHOUT TEMP PERMIT	0	1		0	2
DUS - 12 POINT SUSPENSION	4	6		3	3
DUS - FRA	45	95		29	58
DUS - OVI COURT SUSPENSION	6	9		3	5
DUS - OVI SUSPENSION	1	3		5	11
DUS NON COMPLIANCE SUSPENSION	9	10		3	7
DUS OR VIOLATION OF LICENSE RESTRICTION	29	59		28	53
DUS- FAIL TO REINSTATE	7	11		7	11
EXP REGISTRATION	0	2		2	2
FAILIURE TO REGISTER	1	3		5	7
FAIL TO CONTROL	6	13		3	8
FAIL TO CONTROL; WEAVING,FULL TIME ATT. SEND/READ/WRT TXT ME	0	0		0	1
FAIL TO STOP AT RED LIGHT	12	30		20	41
FAIL TO YIELD-PRIVATE DRIVE	3	5		5	7
FAILURE TO COMPLY	0	0		0	1
FAILURE TO CONTROL	25	51		25	60
FAILURE TO REGISTER	2	6		6	10
FAILURE TO REINSTATE OL	14	30		8	19
FAILURE TO YIELD RIGHT OF WAY	0	0		1	1
FAULTY EXHAUST SYSTEM	0	0		0	1
FICTIOUS PLATES	1	5		3	3
FLASHING RED LIGHT	3	6		3	6
FOLL. EMERG/PUB. VEH. PROH. STATION/PUBLIC VEH/CAUTION	0	0		1	1
FOLLOW/PARK TOO CLOSE TO EMERGENCY VEH.	1	1		1	1
FOLLOWING TOO CLOSELY	1	2		1	1
FTY - EMERGENCY VEHICLE	0	1		1	1
FTY - STOPPED CRUISER	1	2		7	9
FTY - TURNING LEFT	7	23		18	30
HAZARDOUS OR NO PASSING ZONES	0	0		1	1
HEADLIGHT ILLUMINATION REQUIREMENTS	0	1		0	0
HEADLIGHTS REQUIRED	1	1		0	0
HIT/SKIP - CODE 2/4	3	4		3	6
HIT/SKIP - CODE 2P/4P	0	1		2	4
HIT/SKIP PRIVATE PROPERTY	1	1		0	1
IMPROPER PASSING	1	1		0	0
IMPROPER TURN - PRIVATE DRIVE, ALLEY	0	0		1	1
IMPROPER TURN AT INTERSECTION	0	0		1	1
IMPROPER TURNS AT INTERSECTION	0	0		0	2

TRAFFIC ENFORCEMENT SUMMARY

NUMBER OF CITATIONS ISSUED	APR-JUNE 2017 TOTAL	2017 YTD	VS.	APR-JUNE 2016 TOTAL	2016 YTD
TOTAL	884	1,862		943	1,879

TYPE OF CITATION & SECTION#	APR-JUNE 2017 TOTAL	2017 YTD	VS.	APR-JUNE 2016 TOTAL	2016 YTD
INATTENTION	8	15		4	8
JUVENILE TRAFFIC OFFENDER	1	2		0	0
LANE CHANGE - UNSAFE	24	44		21	33
LEAVING THE SCENE OF AN ACCIDENT	3	3		0	1
LICENSE FORFEIT	7	9		3	5
LITTERING - FROM MV	0	0		1	2
LOADS DROPPING - LEAKING; TRACKING MUD	0	1		2	3
MARKED LANES	4	9		3	7
MV STOP LIGHTS	4	7		2	4
NO LICENSE PLATE LIGHT	0	0		0	2
NO OPERATOR`S LICENSE	46	98		39	68
NO OPS	5	20		8	22
NON COMPLIANCE SUSPENSION	14	31		11	20
OBEYING TRAFFIC CONTROL DEVICES	3	8		2	7
OBSCURED PLATES	1	1		2	4
ONE WAY STREETS & ROTARY TRAFFIC ISLAND	2	2		1	1
OPERATING MV OR MOTORCYCLE WITHOUT VALID LICENSE	9	9		2	3
OPERATION AT YIELD SIGN	0	3		0	0
OVERTAKING AND PASSING ON RIGHT	0	0		0	1
OVERTAKING/PASSING ON RIGHT	0	0		0	1
OVI BREATH	3	3		1	1
OVI PER SE BREATH (.17 + (SUPER)	4	4		5	7
OVI PER SE BREATH 0.17>	0	1		0	0
OVI REFUSAL (PRIOR W/20 YRS)	3	9		3	5
OVI, BREATH	4	10		3	8
OWNER OR OPERATOR ALLOWING ANOTHER TO DRIVE	1	1		1	1
PASSING - DOUBLE YELLOW	1	1		0	1
PASSING LEFT OF CENTER	0	1		0	1
PHYSICAL CONTROL	1	1		1	4
PHYSICAL CONTROL OF VEHICLE WHILE UNDER INFLUENCE	0	0		1	1
PHYSICAL CONTROL UNDER INFLUENCE	1	1		0	1
PROHIBITED TURN IN ROADWAY	0	0		1	1
PROHIBITED U-TURN	0	0		0	1
PROHIBITION AGAINST DRIVING UPON CLOSED HIGHWAY	1	1		0	0
PROVIDING FALSE INFORMATION TO POLICE OFFICER	0	1		1	1
RECKLESS OP-PRIVATE PROPERTY	0	0		0	1
RECKLESS OPERATION	1	1		0	1
RECKLESS OPERATION - PRIVATE	0	1		0	0
RECKLESS OPERATION - ROADWAY	0	0		1	1
RIGHT OF WAY AT INTERSECTIONS	1	1		0	0
RIGHT OF WAY RULE WHEN TURNING LEFT	0	3		2	2
RIGHT OF WAY YIELDED TO PEDESTRIAN ON SIDEWALK	0	0		1	1
RIGHT OF WAY/LEFT	4	6		3	7
RIGHT-OF-WAY ON ROADWAY	3	7		4	6
RULES FOR TURNS AT INTERSECTIONS	1	2		1	2
SAFETY BELT, BOOSTER SEAT	1	1		0	0
SEAT BELTS REQUIRED	3	4		4	6
SHIFTING LOAD - LOOSE LOADS	1	1		1	1
SIGNAL LIGHTS	0	0		1	2
SPACE BETWEEN MOVING VEHICLES	0	0		1	1
SPEED - SCHOOL ZONE	1	6		14	46
SPEED LIMIT	326	812		410	840
STARTING AND BACKING VEHICLE	1	1		3	4
STOP AND YIELD SIGNS	5	6		3	8
STOP SIGN VIOLATION	0	0		1	2
STOP SIGNS	19	24		8	20

TRAFFIC ENFORCEMENT SUMMARY

NUMBER OF CITATIONS ISSUED	APR-JUNE 2017 TOTAL	2017 YTD	VS.	APR-JUNE 2016 TOTAL	2016 YTD
TOTAL	884	1,862		943	1,879

TYPE OF CITATION & SECTION#	APR-JUNE 2017 TOTAL	2017 YTD	VS.	APR-JUNE 2016 TOTAL	2016 YTD
STOPPING AFTER ACCIDENT	2	5		0	1
STOPPING AFTER ACCIDENT INVOLVING DAMAGE TO REALITY	1	1		0	0
STOPPING FOR SCHOOL BUS	2	4		1	7
TAIL LIGHT - ILLUMINATION OF REAR LICENSE PLATE	0	4		1	1
TEMP PERMIT (OPERATING SOLO)	3	3		2	5
TEXTING WHILE DRIVING	0	1		1	1
TIME FOR LIGHTED LIGHTS ON MOTOR VEHICLES	0	0		1	1
TRAFFIC CHARGES - HEADLIGHTS 4513.14A	0	1		1	3
TRAFFIC CHARGES - RIGHT OF WAY	1	3		0	0
TRAFFIC CHARGES ILLEGAL OR REAR PLATES 74.04A2	0	1		1	5
TRAFFIC CHARGES- UNSAFE VEHICLE 4513.02A	0	1		0	0
TRAFFIC CHARGES-LICENSE PLATE 4513.05A	0	1		0	0
TRAFFIC CONTROL DEVICE	0	0		1	3
TRAFFIC CONTROL SIGNAL TERMS AND LIGHTS	2	3		0	1
TRAFFIC SIGNAL RIGHT TURN ON RED	2	3		1	1
TURN AND STOP SIGNAL	1	1		1	2
TURN SIGNAL REQUIRED	6	9		1	4
TWO LIGHTS DISPLAYED	6	11		4	4
U-TURN PROHIBITED	7	7		1	2
UNSAFE BACKING	3	4		3	5
UNSAFE LANE CHANGE	16	16		3	4
UNSAFE VEHICLE	0	0		1	2
USE ILLEGAL PLATES; TRANSFER OF REGISTRATION	2	3		1	1
USE OF SUNSCREENING, WINDOW TINT	1	2		0	2
USING TINTED GLASS AND OTHER VISION OBSCURING MATERIALS	0	1		0	0
VIOL. PROBATIONARY LICENSE	1	2		0	0
WEAVING	0	0		0	1
WRONGFUL ENTRUSTMENT	1	1		1	2
YIELD RIGHT-OF-WAY TO PEDESTRIANS	1	1		0	0
YIELD SIGNS	26	53		5	7
MISCELLANEOUS	0	0		2	4
TOTAL	1,017	2,138		1,062	2,136

PARKING CITATION CHARGES

TYPE OF CITATION & SECTION#	APR-JUNE 2017 TOTAL	2017 YTD	VS.	APR-JUNE 2016 TOTAL	2016 YTD
HANDICAP PARKING	11	18		22	26
LEAVING VEHICLES ON PRIVATE PROPERTY; FIRE LANES	1	2		0	0
MANNER OF PARALLEL PARKING; HANDICAPPED PARKING	4	8		5	10
MAX CONTINUOUS STREET PARKING - SAME LOCATON	1	2		0	0
PARKING FIRE LANE	19	31		0	1
PROHIBITED PARKING ON STREETS & HIGHWAYS	1	1		1	1
PROHIBITED STANDING OR PARKING PLACES	19	33		11	12
TOTAL	56	95		39	50

TOTAL CITATIONS	1,073	2,233	1,101	2,186
------------------------	--------------	--------------	--------------	--------------

ADULT ARREST SUMMARY

ACTUAL NUMBER OF ADULTS ARRESTED	APR-JUNE 2017 TOTAL	2017 YTD	VS.	APR-JUNE 2016 TOTAL	2016 YTD
TOTAL	205	367		159	315

BREAKDOWN OF CHARGES	APR-JUNE 2017 TOTAL	2017 YTD	VS.	APR-JUNE 2016 TOTAL	2016 YTD
ACDA	0	0		0	1
AGGRAVATED MENACING	2	5		1	2
AGGRAVATED ROBBERY	2	3		0	0
ALCOHOL-UNDERAGE POSSESSION	0	0		2	4
ANIMAL AT LARGE	0	0		1	1
ANIMALS OR FOWL RUNNING AT LARGE	0	0		1	2
ASSAULT	10	13		6	9
BARKING OR HOWLING DOGS	0	1		0	0
BURGLARY	1	2		0	0
COMPLICITY	1	1		1	2
CONTRIBUTING TO THE UNRLINESS/ DELINQUENCY OF A CHILD - AID,	0	0		0	1
CRIMINAL DAMAGING/ENDANGERING	0	3		1	1
CRIMINAL TRESPASS	5	5		4	1
DISCHARGE OF WEAPONS	0	1		0	1
DISORDERLY CONDUCT	12	17		0	5
DISORDERLY CONDUCT - INTOXICATED CREATE RISK OF HARM	1	1		0	0
DOC-INTOX. PERSISTENT	0	0		7	1
DOMESTIC VIOLENCE	0	1		0	10
DOMESTIC VIOLENCE - SIMPLE ASSAULT	7	7		0	0
DOMESTIC VIOLENCE - MENACING OR INTIMIDATION	1	1		1	0
DOMESTIC VIOLENCE - SIMPLE ASSAULT	2	6		0	1
DRIVING UNDER OVI SUSPENSION	0	1		3	4
DRIVING UNDER SUSPENSION	4	7		2	3
DRIVING UNDER SUSPENSION OR VIOLATION OF LICENSE RESTRICTION	2	2		0	1
DRIVING UNDER THE INFLUENCE OR ALCOHOL OR DRUGS	0	0		1	4
DRIVING WHILE UNDER INFLUENCE	0	0		0	1
DRIVING WHILE UNDER THE INFLUENCE OF ALCOHOL/ DRUGS	25	55		16	38
DRIVING WITHIN MARKED LANES	0	0		1	2
DRUG ABUSE - INSTRUMENT	0	0		1	5
DRUG ABUSE - MARIJUANA	29	53		16	35
DRUG ABUSE - MARIJUANA LESS THAN 100G	0	0		1	1
DRUG ABUSE - SCHEDULE I OR II SUBSTANCE	2	4		1	3
DRUG ABUSE - SCHEDULE III, IV, V SUBSTANCE	1	1		0	1
DRUG PARAPHERNALIA	18	27		13	31
DRUG PARAPHERNALIA - POSS./USE	0	0		0	4
DUS - 12 POINT SUSPENSION	0	0		1	1
DUS NON COMPLIANCE SUSPENSION	0	2		1	1
ENDANGERING CHILDREN	0	1		1	2
EXP REGISTRATION	0	1		0	0
FAILURE TO REGISTER	0	0		0	1
FAIL TO CONTROL	4	8		3	6
FAIL TO YIELD-PRIVATE DRIVE	0	0		0	1
FAILURE TO AID A L.E. OFFICER	0	0		0	1
FAILURE TO APPEAR	4	6		3	5
FAILURE TO APPEAR; ISSUANCE OF WARRANT	4	6		2	2
FAILURE TO COMPLY WITH ORDER OR SIGNGAL OF P.O. - ELUDE OR F	0	1		0	0
FAILURE TO CONTROL	0	1		0	1
FAILURE TO DISCLOSE PERSONAL INFORMATION	1	1		1	1
FALSE INFORMATION TO POLICE OFFICER	4	1		0	0
FALSIFICATION	0	5		5	8
FELONIOUS ASSAULT	0	1		0	0
FLASHING RED LIGHT	0	0		0	1
FTY - TURNING LEFT	0	1		1	1
HARASSMENT BY INMATE	0	1		0	0
HAVING PHYSICAL CONTROL OF VEHICLE WHILE UNDER THE INFLUENCE	4	4		1	2

ADULT ARREST SUMMARY

ACTUAL NUMBER OF ADULTS ARRESTED	APR-JUNE 2017 TOTAL	2017 YTD	VS.	APR-JUNE 2016 TOTAL	2016 YTD
TOTAL	205	367		159	315

BREAKDOWN OF CHARGES	APR-JUNE 2017 TOTAL	2017 YTD	VS.	APR-JUNE 2016 TOTAL	2016 YTD
HIT/SKIP - CODE 2/4	1	2		1	2
HIT/SKIP - CODE 2P/4P	1	1		0	0
ILLEGAL POSSESSION OF INTOXICATING BEER OR LIQUOR	1	2		0	0
ILLEGAL PROCESSING OF DRUG DOCUMENTS	0	1		1	0
ILLEGAL PROCESSING OF DRUG DOCUMENTS - THEFT	0	0		0	1
INTERFERENCE W/CUSTODY	0	1		0	0
LANE CHANGE - UNSAFE	0	0		1	2
LEAVING THE SCENE OF AN ACCIDENT	2	3		0	2
LEFT OF CENTER	0	0		0	2
LITTERING - FROM MV	0	0		1	1
MARIJUANA - LESS THAN 100 GRAMS	0	0		0	3
MARIJUANA DRUG PARAPHERNALIA	11	23		15	19
MARKED LANES	1	6		1	2
NO OPS	2	4		1	3
NONSUPPORT OF DEPENDENTS	0	0		1	1
OBSTRUCTING - OFFICIAL BUSINESS	0	0		0	2
OBSTRUCTING JUSTICE	1	1		0	0
OBSTRUCTING OFFICIAL BUSINESS	3	5		3	4
OFFENSES INVOLVING UNDERAGE PERSONS	10	15		6	6
OPEN CONTAINER	1	1		1	1
OPEN CONTAINER - OPERATOR OR PASSENGER OF MOTOR VEHIC	0	0		1	1
OPEN CONTAINER LIQUOR	1	1		2	4
OUT OF JURISDICTION WARRANT	0	1		0	1
OVI	1	1		8	13
OVI .17% >	0	0		1	1
OVI BREATH	0	0		0	3
OVI PER SE	1	1		2	2
OVI PER SE BREATH (.17 + (SUPER)	0	0		0	2
OVI PRIOR CONVICTION W/IN 20 YEARS, REFUSAL	0	0		1	1
OVI REFUSAL (PRIOR W/20 YRS)	1	2		0	1
PERSONS UNDER 21 NOT TO PURCHASE BEER OR LIQUOR	0	0		1	1
PETTY THEFT	0	0		1	1
PHYSICAL CONTROL	0	0		1	4
POSSESSING CRIMINAL TOOLS	0	1		0	0
POSSESSING DRUG ABUSE INSTRUMENTS	0	0		7	1
POSSESSING DRUG ABUSE INSTRUMENT - OBTAIN, USE	0	0		0	1
POSSESSING DRUG ABUSE INSTRUMENTS	4	8		0	7
POSSESSION OF DRUGS	12	15		10	13
POSSESSION OF MARIJUANA	2	3		1	2
PUBLIC INDECENCY	3	3		0	0
RECEIVING STOLEN PROPERTY	2	2		5	5
RESISTING ARREST	0	1		0	0
RESTRICTIONS ON SALE OF BEER AND LIQUOR	2	2		0	0
ROBBERY	1	1		0	0
SALES TO & USE BY UNDERAGE PERSONS; SECURING PUBLIC ACCOMA.	1	1		0	0
SPACE BETWEEN MOVING VEHICLES	0	0		1	1
SPEED	2	3		3	5
SPEED LIMIT	0	0		0	3
SPEEDING	1	1		0	0
TAIL LIGHT - ILLUMINATION OF REAR LICENSE PLATE	0	0		1	2
TELECOMMUNICATIONS HARASSMENT	0	1		0	0
THEFT - ALL OTHER LARCENY	5	6		1	3
THEFT - FROM BUILDING	2	2		0	0
THEFT - FROM MOTOR VEHICLE	0	2		0	0
THEFT - PETTY (<\$1000)	2	3		1	6

ADULT ARREST SUMMARY

ACTUAL NUMBER OF ADULTS ARRESTED	APR-JUNE 2017 TOTAL	2017 YTD	VS.	APR-JUNE 2016 TOTAL	2016 YTD
TOTAL	205	367		159	315

BREAKDOWN OF CHARGES	APR-JUNE 2017 TOTAL	2017 YTD	VS.	APR-JUNE 2016 TOTAL	2016 YTD
THEFT - SHOPLIFTING	3	3		2	3
TRAFFICKING IN DRUGS	0	1		0	0
TURN AND STOP SIGNAL	1	2		2	2
TURN SIGNAL REQUIRED	0	1		1	2
UNAUTHORIZED USE OF MOTOR VEHICLE	0	0		1	1
UNAUTHORIZED USE OF MOTOR VEHICLE - INTERSTATE 48 HOURS	0	1		0	0
UNDERAGE POSSESSION - PURCHASE - CONSUMPTION	0	0			1
UNLAWFUL SEXUAL CONDUCT WITH A MINOR - ALL OTHER OFFENSE	1	1		0	0
VIOLATE PROTECTION ORDER OR CONSENT AGREEMENT	0	1		4	5
WARRANT ARREST FOREIGN AGENCY	40	75		20	51
WARRANT ARREST FTA/FTC	24	56		34	51
TOTAL	292	524		243	460

JUVENILE ARREST SUMMARY

ACTUAL NUMBER OF JUVENILES ARRESTED	APR-JUNE 2017 TOTAL	2017 YTD	VS.	APR-JUNE 2016 TOTAL	2016 YTD
TOTAL	66	94		14	27

BREAKDOWN OF CHARGES	APR-JUNE 2017 TOTAL	2017 YTD	VS.	APR-JUNE 2016 TOTAL	2016 YTD
ALCOHOL-UNDERAGE POSSESSION	0	0		0	2
ASSAULT	3	5		4	5
ASSAULT - KNOWINGLY HARM VICTIM	0	0		0	1
CARRYING CONCEALED WEAPONS	0	0		0	1
COMPLICITY	1	1		0	0
CRIMINAL MISCHIEF	0	4		0	0
CRIMINAL TRESPASS	0	0		0	1
CURFEW	1	1		0	1
CURFEW (13-17)	37	47		3	4
CURFEW (UNDER 13)	1	2		0	0
DISORDERLY CONDUCT	1	1		0	0
DOMESTIC VIOLENCE	0	0		5	6
DOMESTIC VIOLENCE - SIMPLE ASSAULT	4	4		0	0
DOMESTIC VIOLENCE - SIMPLE ASSAULT	2	4		0	0
DRIVING WHILE UNDER THE INFLUENCE OF ALCOHOL/ DRUGS	0	1		0	0
DRUG ABUSE - MARIJUANA	5	9		2	4
DRUG ABUSE - SCHEDULE I OR II SUBSTANCE	0	1		0	0
DRUG PARAPHERNALIA	1	2		2	3
DRUG PARAPHERNALIA - POSS./USE	0	0		1	1
FALSIFICATION	1	1		0	0
IMPROPERLY HANDLING FIREARMS IN A MOTOR VEHICLE	0	0		0	1
MARIJUANA DRUG PARAPHERNALIA	1	2		1	1
NO OPS	0	0		1	1
OBSTRUCTING JUSTICE	1	1		0	0
OBSTRUCTING OFFICIAL BUSINESS	2	2		1	1
OFFENSES INVOLVING UNDERAGE PERSONS	8	9		0	1
PARKS HOURS OF OPERATIONS	4	4		1	1
POSSESSING DRUG ABUSE INSTRUMENTS	0	1		0	0
POSSESSION OF DRUGS	3	5		2	2
PROHIBITED ACTS	0	0		1	1
PUBLIC INDECENCY	1	1		0	0
THEFT - ALL OTHER LARCENY	1	1		0	1
THEFT - FROM BUILDING	0	1		0	0
TOBACCO	2	4		0	0
TRAFFICKING IN HARMFUL INTOXICANTS	0	0		1	1
UNAUTHORIZED USE OF PROPERTY	1	1		0	0
UNDERAGE POSSESSION - PURCHASE - CONSUMPTION	0	0		0	1
UNRULY JUVENILE OFFENSES	1	2		0	0
TOTALS	82	117		25	41

ACCIDENTS

TYPE OF ACCIDENT	APR-JUNE 2017 TOTAL	2017 YTD	VS.	APR-JUNE 2016 TOTAL	2016 YTD
FATAL	1	2		0	1
PROPERTY DAMAGE	160	272		146	270
HIT SKIP	22	41		29	62
INJURY ACCIDENT	60	108		61	107
INJURY HIT SKIP	4	5		3	8
TOTALS	247	428		239	448

ACCIDENT ANALYSIS

April - June 2017

April 1, 2017 through June 30, 2017 there were 247 reported traffic accidents, resulting in an average 2.71 accidents/day. Compared to 2016, accidents increased 3.35% (2017 = 247; 2016 = 239).

Personal injury accidents (65) accounted for 26.3% of the total. Property damage accidents accounted for the majority of our activity with 182 reports being filed (73.7%).

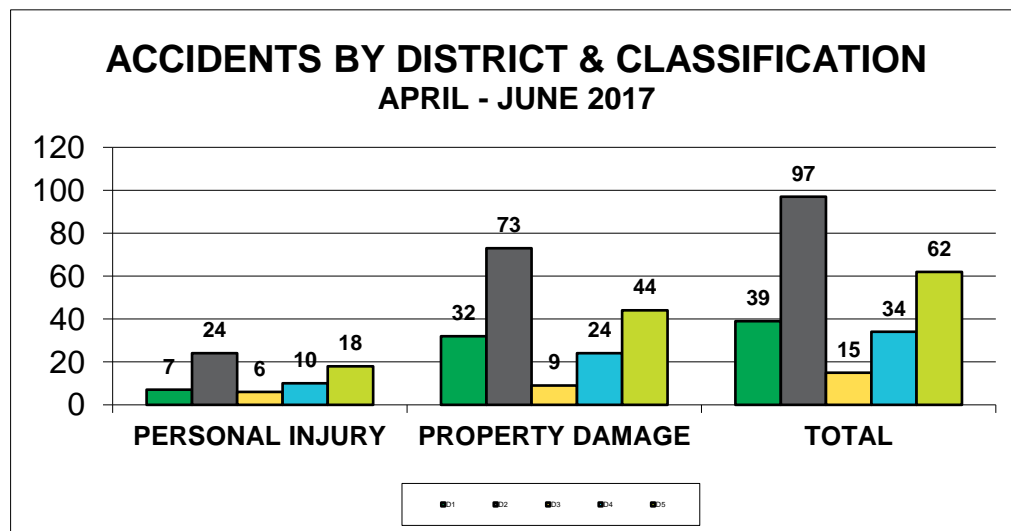
District 2 experienced the majority of accidents (97 or 39.3%) followed by District 5 with 62 accidents (25.1%). There were 39 collisions each in District 1 (15.8%), 15 collision in District 3 (6.1%) and 34 collisions in District 4 (13.8%). The busiest day of the week for accident activity for the reporting period was Wednesday with 49 accidents (19.8%) reported. The second busiest day was Friday with 47 accidents (19.0%) reported. Accident activity for the remaining days of the week were as follows: Sunday = 23 (9.3%); Monday = 38 (15.4%); Tuesday = 29 (11.7%); Thursday = 38 (15.4%); and Saturday = 23 (9.3%).

The most frequent contributing factor was Following Too Closely, which accounted for 78 or 31.6% of the accidents. The next most recurrent contributing factor was tied between Failure To Yield accounting for 52 or 21.1% of the accidents for the reporting period. The busiest time of day for accident activity was between 5PM-6PM with 25 (10.1%) accidents.

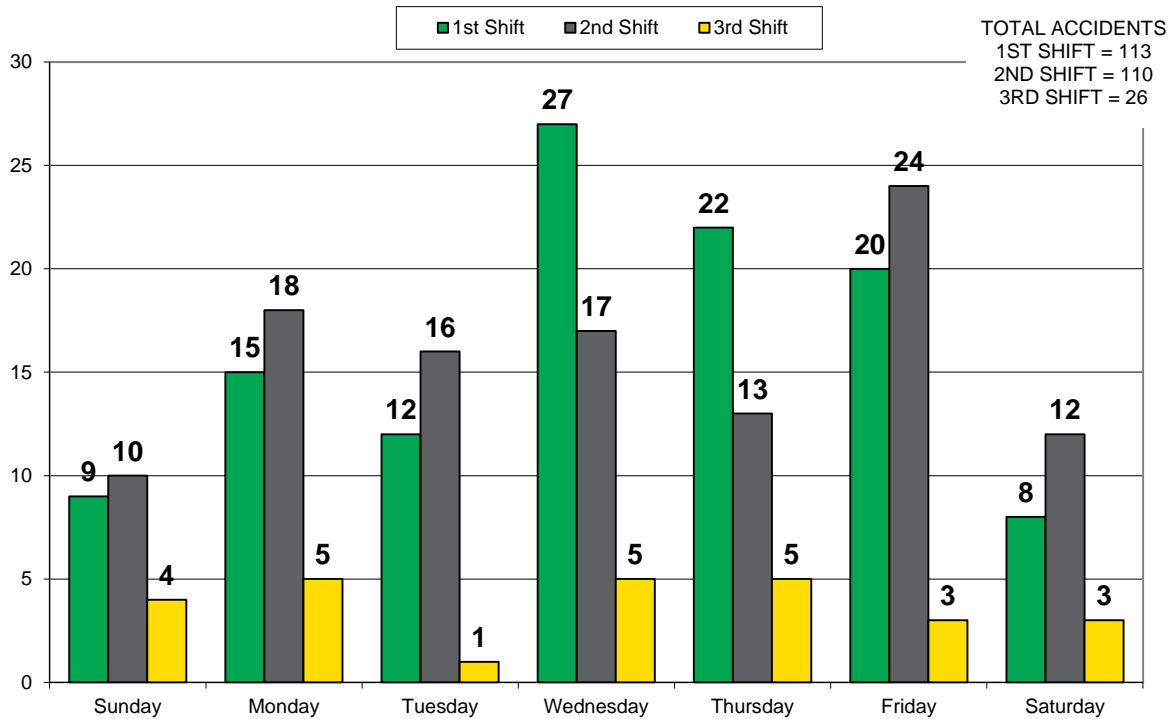
Eight (8) crashes were identified as having been alcohol related (3.9%). The drivers in these accidents were arrested and charged with OVI. Two hundred seventeen (217) citations were issued to at fault drivers as a result of their accidents (87.9%).

ACCIDENTS BY DISTRICT & CLASSIFICATION

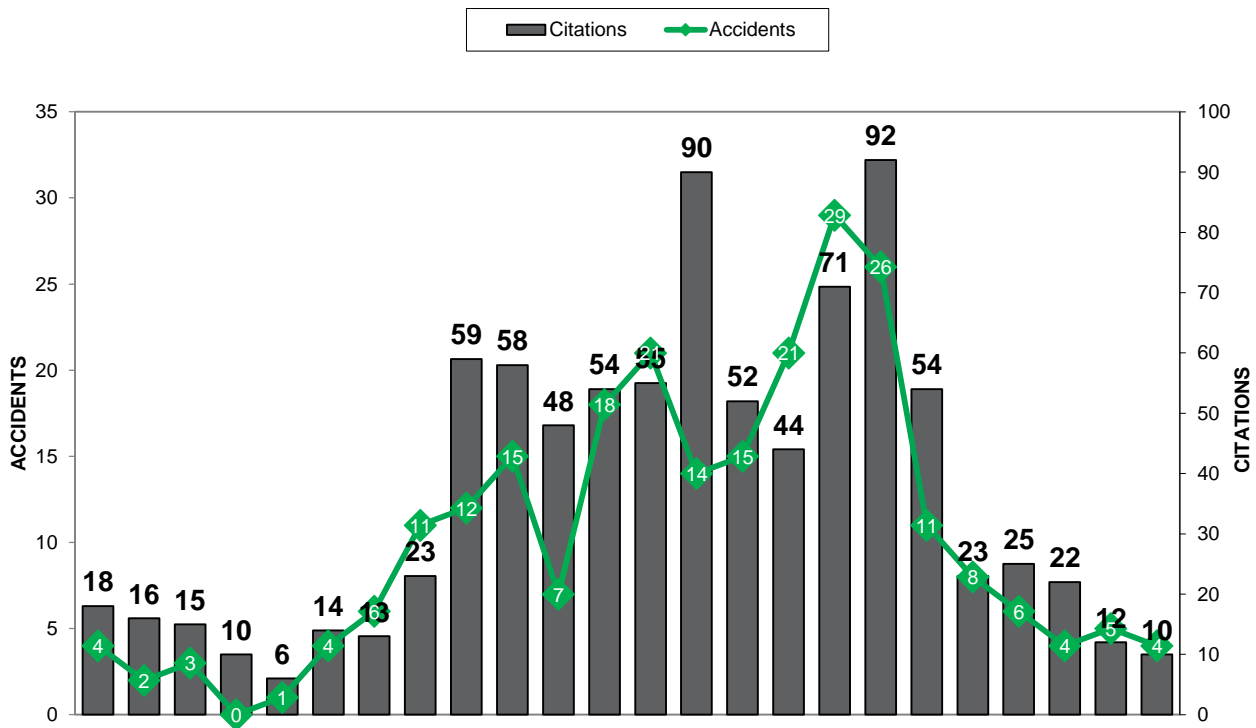
DISTRICT	PERSONAL INJURY	PROPERTY DAMAGE	TOTAL
D1	7	32	39
D2	24	73	97
D3	6	9	15
D4	10	24	34
D5	18	44	62
TOTAL	65	182	247



ACCIDENTS BY DAY OF WEEK & SHIFT APRIL 1 - JUNE 30, 2017



ACCIDENTS & CITATIONS BY HOUR APRIL 1 - JUNE 30, 2017



ACCIDENT ANALYSIS

January - June 2017

January 1, 2017 through June 30, 2017 there were 428 reported traffic accidents, resulting in an average 2.36 accidents/day. Compared to 2016, accidents decreased 4.46% (2017 = 428; 2016 = 448).

Personal injury accidents (115) accounted for 26.9% of the total (2 fatalities). Property damage accidents accounted for the majority of our activity with 313 reports being filed (73.1%).

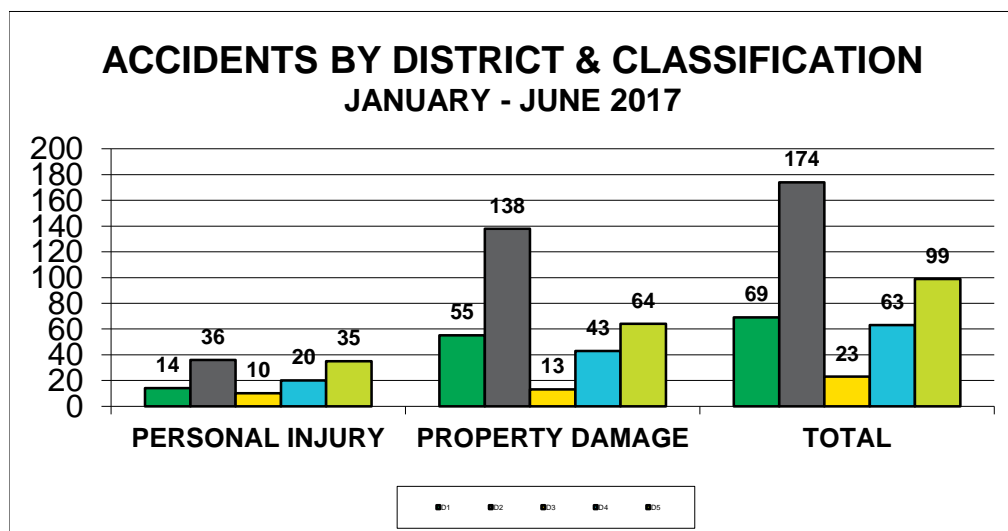
District 2 experienced the majority of accidents (174 or 40.7%) followed by District 5 with 99 accidents (23.1%). There were 69 collisions in District 1 (16.1%), 23 collisions in District 3 (5.4%) and in District 4, 63 accidents (14.7%). The busiest day of the week for accident activity for the reporting period was Friday with 88 accidents (20.6%) reported. The next busiest day was Wednesday with 79 accidents (18.5%) reported. Accident activity for the remaining days of the week were as follows: Sunday = 39 (9.1%); Monday = 61 (14.3%); Tuesday = 58 (13.6%); Thursday = 58 (13.6%); and Saturday = 45 (10.5%).

The most frequent contributing factor was Following Too Closely, which accounted for 116 or 27.1% of the accidents. The next most recurrent contributing factor was Failure To Yield (107 or 25.0%) followed by Failure To Control accounting for 72 or 16.8% of the accidents for the reporting period. The busiest time of day for accident activity was between 4PM-5PM with 51 (11.9%) accidents.

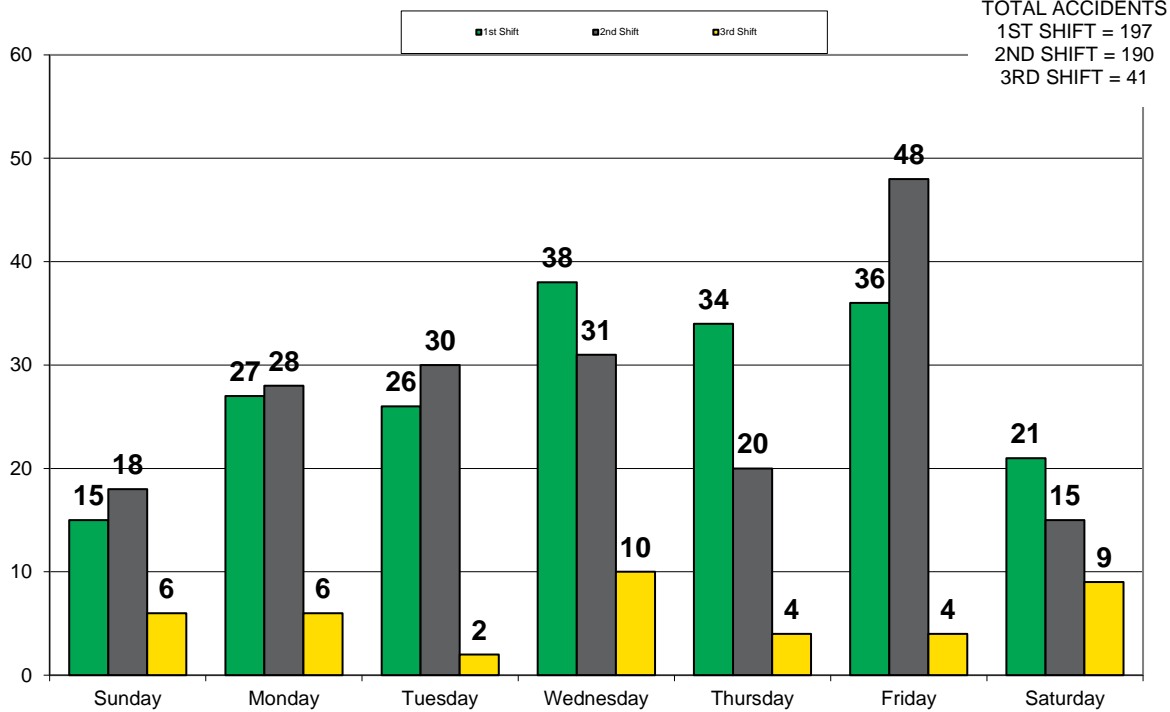
Fifteen (15) crashes were identified as having been alcohol related (3.5%). The drivers in these accidents were arrested and charged with OVI. Three hundred sixty-two (362) citations were issued to at fault drivers as a result of their accidents (84.6%).

ACCIDENTS BY DISTRICT & CLASSIFICATION

DISTRICT	PERSONAL INJURY	PROPERTY DAMAGE	TOTAL
D1	14	55	69
D2	36	138	174
D3	10	13	23
D4	20	43	63
D5	35	64	99
TOTAL	115	313	428



ACCIDENTS BY DAY OF WEEK & SHIFT **JANUARY 1 - JUNE 30, 2017**



ACCIDENTS & CITATIONS BY HOUR **JANUARY 1 - JUNE 30, 2017**

