



# Dublin Police Department

## Quarterly Report

January – March 2017



# Mission & Values

Dublin Division of Police employees are committed to protecting life, liberty and property. We will provide the highest level of service and work in partnership with our community to ensure public safety by focusing on the following core principles;

- Vigilant, Ethical and Impartial Enforcement of Law
- Critical Incident Preparedness and Response
- Crime Prevention, Reduction and Deterrence
- Improvement of Traffic Safety

We will remain dedicated to service and committed to excellence, focusing on the following core values: Professionalism, Integrity, Respect, Commitment

- **Professionalism:** We are members of an exceptional and highly trained law enforcement organization. Our conduct and demeanor adhere to the highest standards of personal and organizational excellence.
- **Integrity:** We hold ourselves accountable to the highest level of honesty, truthfulness, and ethical conduct.
- **Respect:** We ensure that all persons are treated with equality, dignity and courtesy.
- **Commitment:** We are dedicated to our Profession, our Community, our Agency and our Mission.

## Focus & Results

**Goal #1: Enhance our readiness and demonstrate our ability to effectively respond to and successfully resolve critical incidents, major crimes, and/or issues of significant community concern.**

- Violent crimes rose from zero in 2016 to 3 YTD for 2017
- 12.4% increase in reported crimes YTD from 2016

**Goal #2: Reduce theft offenses throughout the city.**

- 37.2% increase in theft offenses from 2016 YTD
- 46.7% increase in thefts from vehicles from 2016 YTD
- 28.6% decrease in burglaries and B&Es from 2016 YTD

**Goal #3: Improve overall traffic safety in the city.**

- 13.9% decrease in traffic crashes from 2016 YTD
- 3.8% decrease in injury traffic crashes from 2016 YTD
- 16.7% increase in OVI related traffic crashes from 2016 YTD

**Goal #4: Enhance and demonstrate our ability to effectively address drug offenses that contribute to crime affecting the city.**

- 48 criminal arrests related to drug activity; 74 drug offense charges YTD

## Personnel Highlights & Staffing

### Selection Processes

Jacob Williams, Detective Selection Process – 1/1/2017

### Awards

5 Year Service Awards  
Officer Rigoberto Quintanilla  
Officer Scott Brown

10 year Service Awards  
Officer Joel Hall  
Communications Technician Kris Harris

15 Year Service Awards  
Communications Supervisor  
Carolyn Fergus

20 Year Longevity Service Awards  
Officer Dan Beam  
Lieutenant Steve Farmer  
Officer Lore Griffith  
Officer Steve Krumm

25 Year Longevity Service Awards  
Property Technician JoAnn Muether  
Communications Technician Mike Pineault  
Communications Technician Paul Richmond  
Bureau Commander Jay Somerville

Certificate of Merit Presentations  
Officer Lore Griffith  
Communications Technician Brett Goldstein  
Officer Rigoberto Quintanilla  
Officer Gwen Whittaker



Officer Lore Griffith



Officers Rigoberto Quintanilla and Scott Brown

<u>Staffing Levels:</u>	<u>Authorized / Actual</u>
Chief of Police	1/1
Police Lieutenant	2/2
Civilian Bureau Commander	1/1
Police Sergeant	6/6
Police Corporal	6/6
Police Officer	55/53*
Law Enforcement Planner	1/1
Accreditation Manager	1/1
Administrative Support III	1/1
Administrative Support II	5/5
Police Property Technician	1/1
Communications Manager	1/1
Communications Technician	20/19*
Communications Supervisor	3/3
Totals	104/101*



view chart

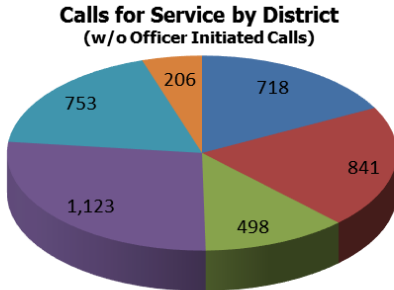
\*below authorized staffing level

# Agency Quarterly Activity

January - March 2017

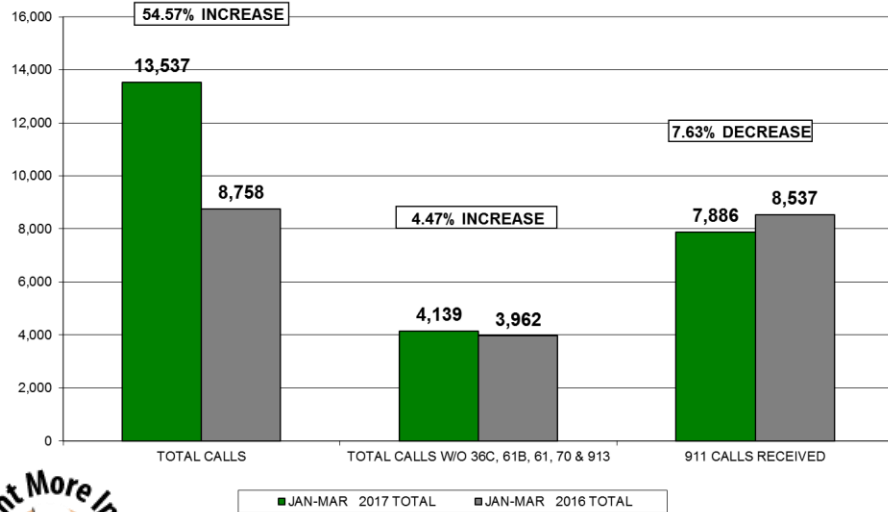
## Calls for Service

Total Calls for Service = 13,537  
 Total Citizen Initiated Calls = 4,139  
 911 Calls Received = 7,886  
 Average Response Time: 6 minutes  
 Average Total Time to Handle Calls: 37 minutes



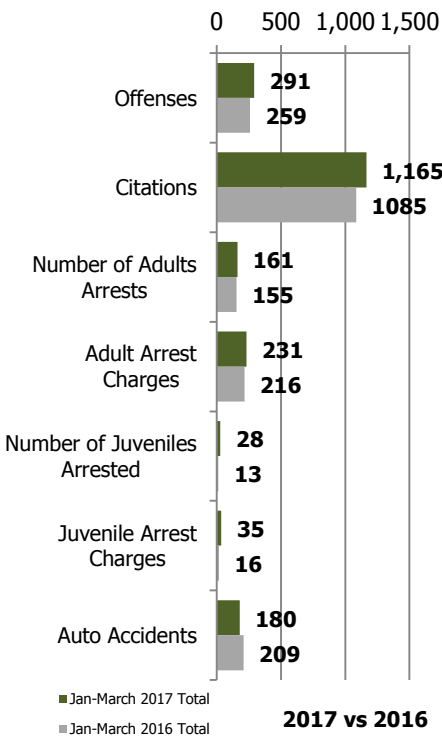
■ District 1 ■ District 2 ■ District 3 ■ District 4 ■ District 5 ■ District 0

## CALLS FOR SERVICE JANUARY 1, 2017 - MARCH 31, 2017



## Other Reported Activity

Total Offenses Reported = 291  
 Total Citations = 1,165  
 Number of Adults Arrested = 161  
 Adult Arrest Charges = 231  
 Number of Juveniles Arrested = 28  
 Juvenile Arrest Charges = 35  
 Total Accidents Reported = 180



## DID YOU KNOW ?



The Dublin Police Department is offering its first ever **"Beyond Driver's Ed"** course this Summer. The course is designed for new drivers to enhance their abilities and increase their awareness of safe, defensive driving habits. This class is primarily aimed at high school age drivers who currently have a temporary license or are in the first to second year of driving. The course will include classroom instruction and a simulator educational session. We have space for 40 students. Registration is open to Dublin City and School District residents.

Participants must register for the four-hour classroom training and a separate simulator session. Both sessions will be held at the Dublin Justice Center, 6565 Commerce Parkway.

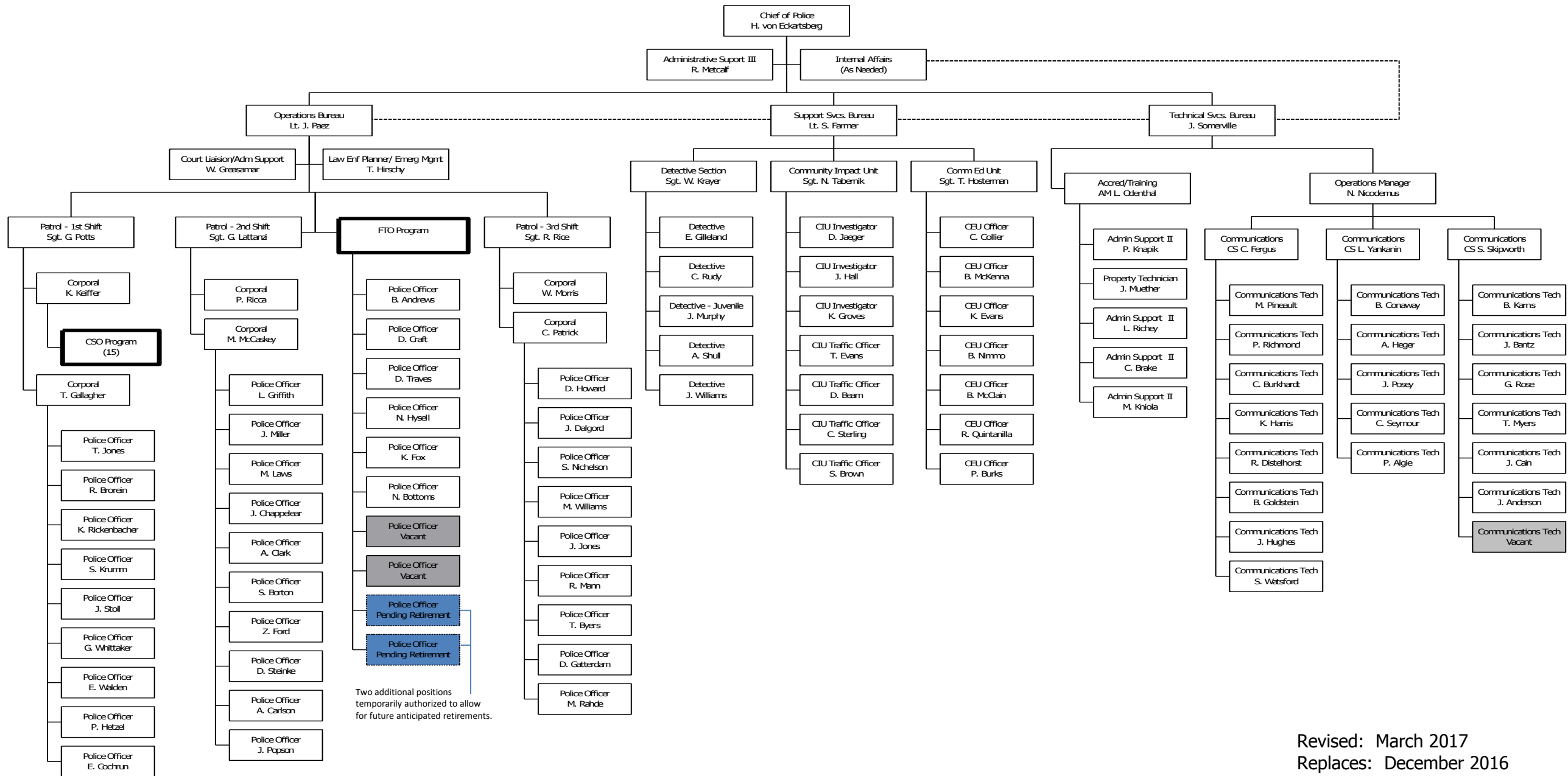
The classroom training will be held Thursday, July 13, 2017 from 4pm-8pm and will be broken up into four parts: Part 1 - overview, general traffic laws overview; Part 2 - distracted driving; Part 3 - what to do in a crash, what to do when pulled over; Part 4 - impaired driving.

The second portion of the course will be conducted the week of July 17-21, 2017. Each student will sign up for a 1.5 hour time slot. This portion of the training will be one on one with an officer and will utilize the driving simulator. There will be two slots available per time period.

Follow the link below for more information and to register for the class.

<http://dublinohiousa.gov/newsroom/beyond-drivers-ed-dublin-police-promote-defensive-driving-with-new-class/>

# City of Dublin - Division of Police - Organizational Chart - Standard 11.1.2



Revised: March 2017  
Replaces: December 2016

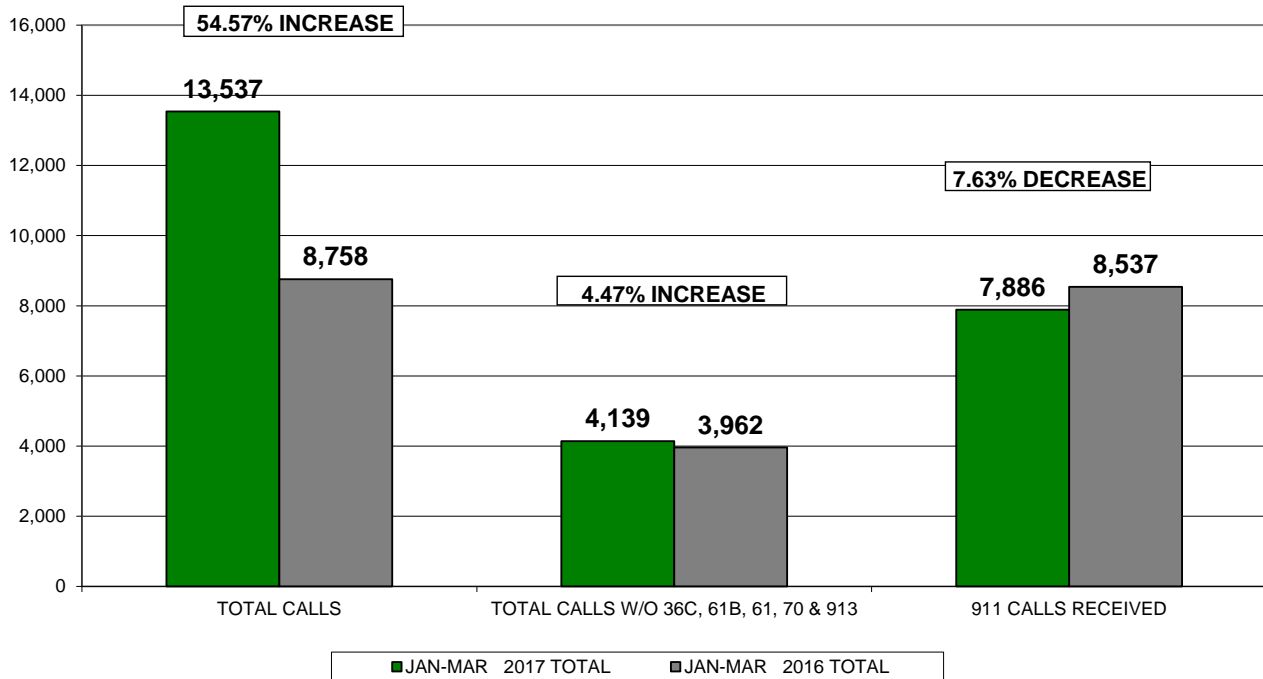
**CALLS FOR SERVICE SUMMARY**  
**JANUARY 1 - MARCH 31, 2017**

CODE# & DESCRIPTION	DISTRICTS					DISTRICT 0	JAN-MAR 2017 TOTAL	vs.	JAN-MAR 2016 TOTAL
	001	002	003	004	005	MUTUAL AID OUTSIDE CITY			
10-ASSIST OTHER AGENCY	11	8	4	12	8	58	101		65
100D-BOMB DEVICE	0	1	0	0	0	0	1		0
102-NARCOTICS	10	7	1	10	1	1	30		18
12-BURGLARY	4	10	3	2	0	1	20		25
12AL BURGLAR ALARM	110	104	105	91	111	0	521		481
12B-OPEN DOOR OR WINDOW	7	1	8	14	7	0	37		24
13-MISCELLANEOUS CALL	35	28	36	137	26	33	295		221
13B-BANK ESCORT	5	0	0	0	0	0	5		0
13D-DRUG BOX INVENTORY	0	0	0	1	0	0	1		0
13T-PRISONER TRANSPORT	0	0	0	5	0	8	13		1
14-FRAUD BAD CHECK	15	10	20	34	7	0	86		89
15-WARRANT SERVICE	4	2	0	25	0	19	50		48
16-DECEASED PERSON	2	2	0	2	1	0	7		6
16A-DECEASED ANIMAL	1	1	1	3	2	0	8		18
18-ANIMAL BITE	0	0	1	1	0	0	2		5
18A-ANIMAL COMPLAINT	1	7	12	27	13	0	60		58
18B-BARKING DOG	0	2	2	2	1	0	7		6
2-ACCIDENT NON INJURY	41	85	16	33	48	1	224		234
20-DOMESTIC	3	3	1	4	3	0	14		0
20-DOMESTIC VIOLENCE	1	2	0	2	2	1	8		24
24-INTOXICATED PERSON	2	6	0	3	0	0	11		17
24A -OMVI	9	23	8	8	15	14	77		78
26-FIGHT	1	0	0	1	0	0	2		2
28-FIRE RUN	3	4	5	5	4	0	21		16
29-EMS RUN	6	7	7	17	6	0	43		27
2A-HIT SKIP NON INJURY	11	16	0	7	4	0	38		65
2P-ACCIDENT PRIVATE PROPERTY	10	16	2	18	2	0	48		53
30-VICE COMPLAINT	1	0	0	0	0	0	1		1
34-JUVENILE COMPLAINT	3	2	6	13	3	0	27		51
36-THEFT	41	62	13	34	26	0	176		132
36B-FOUND PROPERTY	10	14	7	27	6	0	64		42
36C-COURTESY CARD	503	278	47	501	294	2	1,625		1,093
38-MISSING PERSON	2	1	5	3	1	0	12		10
38A-MISSING PERSON RETURNED	1	0	1	0	0	0	2		3
4-ACCIDENT INJURIES	8	14	4	9	16	0	51		66
40-PERSON WITH A GUN	0	0	1	2	2	0	5		6
42-UNKNOWN CIRCUMSTANCES	1	0	0	1	0	0	2		4
42-UNKNOWN EMERGENCY	1	0	0	1	0	0	2		1
42A-911 HANG UP CALL	34	6	3	20	20	13	96		102
44-OFFICER IN TROUBLE	0	0	1	0	0	0	1		0
46-PROWLER	0	0	0	3	0	0	3		2
48-RAPE	0	0	1	0	0	0	1		2
48B-SEX OFFENSE	0	1	1	6	1	2	11		8
4A-HIT SKIP INJURY	0	0	0	0	0	0	0		3
4F-ACCIDENT FATAL	1	0	0	0	0	0	1		1
4P-ACCIDENT PRIV PROP INJURY	2	0	0	1	1	0	4		3
50-ROBBERY	0	1	0	0	0	0	1		0
50ALB-ROBBERY ALARM BUSINESS	5	10	0	8	3	0	26		30
50ALR-ROBBERY ALARM RESIDENCE	3	2	7	1	10	0	23		20
52A-SHOTS FIRED	0	0	1	3	2	0	6		11
56-STOLEN VEHICLE	3	1	3	2	2	0	11		7
56B-RECOVERED STOLEN VEHICLE	1	1	0	0	0	0	2		5
58-SUICIDE	0	0	1	0	0	0	1		1
58A-SUICIDE ATTEMPT	3	2	5	9	1	0	20		33
60-SUSPICIOUS PERSON	67	107	57	121	84	5	441		371
60A-SUSPICIOUS VEHICLE	35	36	21	53	28	0	173		220
61-HOUSE CHECK	101	74	216	150	122	1	664		802
61A-EXTRA PATROL	9	15	16	21	17	1	79		98
61B-TARGET PATROL	156	134	21	229	354	6	900		1,053
62-TRAFFIC DETAIL	1	2	1	2	3	0	9		6
64-VANDALISM	8	4	7	5	3	1	28		40
70-TRAFFIC VIOLATOR	637	388	237	547	613	166	2,588		1,848
72-SPEEDER OR RECKLESS DRIVER	13	34	16	17	53	34	167		179

**CALLS FOR SERVICE SUMMARY**  
**JANUARY 1 - MARCH 31, 2017**

CODE# & DESCRIPTION	DISTRICTS					DISTRICT 0	JAN-MAR 2017 TOTAL	VS.	JAN-MAR 2016 TOTAL
	001	002	003	004	005	MUTUAL AID OUTSIDE CITY			
74-DISABLED OR MOTORIST ASSIST	36	49	8	26	98	8	225		199
76-VEHICLE BLOCKING	16	20	8	40	32	4	120		110
76A-PARKING VIOLATOR	17	9	11	74	13	0	124		90
78-VEHICLE LOCKOUT	34	27	4	41	12	1	119		152
8-ASSAULT	1	2	0	3	0	0	6		12
80-ROADWAY OBSTRUCTION	11	20	8	9	16	0	64		90
8A-MENACING THREATS	0	4	1	7	2	0	14		17
8B-TELEPHONE HARASSMENT	3	1	3	7	0	0	14		16
90-DISTURBANCE 2 UNITS	32	29	28	51	18	0	158		95
90A-DISTURBANCE 1 UNIT	18	17	15	25	15	1	91		125
913-FOOT PATROL	796	718	239	1,202	466	200	3,621		0
96-MENTAL	5	3	2	14	4	0	28		17
<b>TOTAL CALLS</b>	2,911	2,433	1,258	3,752	2,602	581	13,537		8,758
<b>TOTAL CALLS W/O 36C, 61B, 61, 70 &amp; 913</b>	718	841	498	1,123	753	206	4,139		3,962
<b>911 CALLS RECEIVED</b>							7,886		8,537

**CALLS FOR SERVICE**  
**JANUARY 1, 2017 - MARCH 31, 2017**



**OFFENSE REPORT SUMMARY**

<b>GROUP A</b>	<b>DEPARTMENT CLASSIFICATION</b>	<b>IBR CODE</b>	<b>JAN-MAR 2017</b>	<b>VS</b>	<b>JAN-MAR 2016</b>
	AGGRAVATED ASSAULT	13A	3		3
	BURGLARY/BREAKING AND ENTERING	220	14		21
	COUNTERFEITING/FORGERY	250	3		0
	CREDIT CARD/AUTOMATIC TELLER MACHINE FRAUD	26B	2		4
	DISTRUCTION/DAMAGE/VANDALISM OF PROPERTY	290	10		7
	DRUG EQUIPMENT VIOLATIONS	35B	10		10
	DRUG/NARCOTIC VIOLATIONS	35A	35		29
	FALSE PRETENSES/SWINDLE/CONFIDENCE GAME	26A	4		4
	FORCIBLE FONDLING	11D	3		1
	FORCIBLE RAPE	11A	1		0
	IMPERSONATION	26C	9		25
	INTIMIDATION	13C	11		4
	MOTOR VEHICLE THEFT	240	2		4
	PORNOGRAPHY/OBSCENE MATERIAL	370	0		1
	RECEIVING STOLEN PROPERTY	280	3		0
	ROBBERY	120	1		0
	SIMPLE ASSAULT	13B	14		16
	THEFT - ALL OTHER LARCENY	23H	45		29
	THEFT - SHOPLIFTING	23C	7		9
	THEFT - THEFT FROM BUILDING	23D	15		6
	THEFT - THEFT FROM MOTOR VEHICLE	23F	44		26
	THEFT - THEFT OF VEHICLE PARTS OR ACCESSORIES	23G	1		3
	WEAPON LAW VIOLATIONS	520	0		2
	WIRE FRAUD	26E	0		2
	<b>TOTAL GROUP A</b>		<b>237</b>		<b>206</b>

<b>B</b>	<b>DEPARTMENT CLASSIFICATION</b>	<b>IBR CODE</b>	<b>JAN-MAR 2017</b>	<b>VS</b>	<b>JAN-MAR 2016</b>
	BAD CHECKS	90A	1		2
	CURFEW/LOITERING/VAGRANCY VIOLATIONS	90B	8		1
	DISORDERLY CONDUCT	90C	5		5
	DRIVING UNDER THE INFLUENCE	90D	24		31
	LIQUOR LAW VIOLATIONS	90G	0		2
	VOYEURISM	90H	1		0
	RUNAWAY	90I	1		0
	TRESPASS OF REAL PROPERTY	90J	1		1
	ALL OTHER OFFENSES	90Z	13		11
	<b>TOTAL GROUP B</b>		<b>54</b>		<b>53</b>

<b>TOTAL OFFENSES REPORTED</b>	<b>291</b>	<b>259</b>
--------------------------------	------------	------------

**TRAFFIC ENFORCEMENT SUMMARY**

<b>NUMBER OF CITATIONS ISSUED</b>	<b>JAN-MAR 2017 TOTAL</b>	<b>VS</b>	<b>JAN-MAR 2016 TOTAL</b>
<b>TOTAL</b>	978		936

<b>TYPE OF CITATION &amp; SECTION#</b>	<b>JAN-MAR 2017 TOTAL</b>	<b>VS</b>	<b>JAN-MAR 2016 TOTAL</b>
ACDA	35		68
ASSURED CLEAR DISTANCE, SPEED/ACDA	21		6
CHILD RESTRAINT SYSTEM, EXCEPTIONS	1		0
CHILD SUPPORT (SUS)	1		1
COMPLIANCE WITH LAWFUL ORDER OF POLICE OFFICER; FLEEING	0		1
DISPLAY LICENSE/VALIDATION	2		4
DISPLAY OF LICENSE PLATES	99		117
DRIVER LICENSE SUSPENDED	2		7
DRIVING ON RIGHT HALF OF ROADWAY	0		2
DRIVING UNDER THE INFLUENCE OF ALCOHOL OR DRUGS	18		14
DRIVING UPON CLOSED ROADWAY	1		0
DRIVING UPON DIVIDED ROADWAYS	1		1
DRIVING WHILE UNDER THE INFLUENCE OF ALCOHOL/ DRUGS	13		17
DRIVING WITH TEMP PERMIT W/O LICENSED DRIVER	1		0
DRIVING WITHIN MARKED LANES	14		20
DRIVING WITHOUT TEMP PERMIT	1		2
DUS - 12 POINT SUSPENSION	2		0
DUS - FRA	50		29
DUS - OVI COURT SUSPENSION	3		2
DUS - OVI SUSPENSION	2		6
DUS NON COMPLIANCE SUSPENSION	1		4
DUS OR VIOLATION OF LICENSE RESTRICTION	30		25
DUS- FAIL TO REINSTATE	4		4
EXP REGISTRATION	2		0
FAILURE TO REGISTER	2		2
FAIL TO CONTROL	7		5
FAIL TO CONTROL; WEAVING,FULL TIME ATT. SEND/READ/WRT TXT ME	0		1
FAIL TO STOP AT RED LIGHT	18		21
FAIL TO YIELD-PRIVATE DRIVE	2		2
FAILURE TO COMPLY	0		1
FAILURE TO CONTROL	26		35
FAILURE TO REGISTER	4		4
FAILURE TO REINSTATE OL	16		11
FAULTY EXHAUST SYSTEM	0		1
FICTIOUS PLATES	4		0
FLASHING RED LIGHT	3		3
FOLLOWING TOO CLOSELY	1		0
FTY - EMERGENCY VEHICLE	1		0
FTY - STOPPED CRUISER	1		2
FTY - TURNING LEFT	16		12
HEADLIGHT ILLUMINATION REQUIREMENTS	1		0
HIT/SKIP - CODE 2/4	1		3
HIT/SKIP - CODE 2P/4P	1		2
HIT/SKIP PRIVATE PROPERTY	0		1
IMPROPER TURNS AT INTERSECTION	0		2
INATTENTION	7		4
JUVENILE TRAFFIC OFFENDER	1		0



**TRAFFIC ENFORCEMENT SUMMARY**

<b>NUMBER OF CITATIONS ISSUED</b>	<b>JAN-MAR 2017 TOTAL</b>	<b>VS</b>	<b>JAN-MAR 2016 TOTAL</b>
<b>TOTAL</b>	978		936

<b>TYPE OF CITATION &amp; SECTION#</b>	<b>JAN-MAR 2017 TOTAL</b>	<b>VS</b>	<b>JAN-MAR 2016 TOTAL</b>
LANE CHANGE - UNSAFE	20		12
LEAVING THE SCENE OF AN ACCIDENT	0		1
LICENSE FORFEIT	2		2
LITTERING - FROM MV	0		1
LOADS DROPPING - LEAKING; TRACKNG MUD	1		1
MARKED LANES	5		4
MV STOP LIGHTS	3		2
NO LICENSE PLATE LIGHT	0		2
NO OPERATOR`S LICENSE	52		29
NO OPS	15		14
NON COMPLIANCE SUSPENSION	17		9
OBEYING TRAFFIC CONTROL DEVICES	5		5
OBSCURED PLATES	0		2
OPERATING MV OR MOTORCYCLE WITHOUT VALID LICENSE	0		1
OPERATION AT YIELD SIGN	3		0
OVERTAKING AND PASSING ON RIGHT	0		1
OVERTAKING/PASSING ON RIGHT	0		1
OVI PER SE BREATH (.17 + (SUPER)	0		2
OVI PER SE BREATH 0.17>	1		0
OVI REFUSAL (PRIOR W/20 YRS)	6		2
OVI, BREATH	6		5
PASSING - DOUBLE YELLOW	0		1
PASSING LEFT OF CENTER	1		1
PHYSICAL CONTROL	0		3
PHYSICAL CONTROL UNDER INFLUENCE	0		1
PROHIBITED U-TURN	0		1
PROVIDING FALSE INFORMATION TO POLICE OFFICER	1		0
RECKLESS OP-PRIVATE PROPERTY	0		1
RECKLESS OPERATION	0		1
RECKLESS OPERATION - PRIVATE	1		0
RIGHT OF WAY/LEFT	5		4
RIGHT-OF-WAY ON ROADWAY	4		2
RULES FOR TURNS AT INTERSECTIONS	1		1
SEAT BELTS REQUIRED	1		2
SIGNAL LIGHTS	0		1
SPEED - SCHOOL ZONE	5		32
SPEED LIMIT	486		430
STARTING AND BACKING VEHICLE	0		1
STOP AND YIELD SIGNS	1		5
STOP SIGNS	5		13
STOPPING AFTER ACCIDENT	3		1
STOPPING FOR SCHOOL BUS	2		6
TAIL LIGHT - ILLUMINATION OF REAR LICENSE PLATE	4		0
TEMP PERMIT (OPERATING SOLO)	0		3
TEXTING WHILE DRIVING	1		0
TRAFFIC CHARGES - HEADLIGHTS 4513.14A	1		2
TRAFFIC CHARGES - RIGHT OF WAY	2		0

**TRAFFIC ENFORCEMENT SUMMARY**

<b>NUMBER OF CITATIONS ISSUED</b>	<b>JAN-MAR 2017 TOTAL</b>	<b>VS</b>	<b>JAN-MAR 2016 TOTAL</b>
<b>TOTAL</b>	978		936

<b>TYPE OF CITATION &amp; SECTION#</b>	<b>JAN-MAR 2017 TOTAL</b>	<b>VS</b>	<b>JAN-MAR 2016 TOTAL</b>
TRAFFIC CHARGES ILLEGAL OR REAR PLATES 74.04A2	1		4
TRAFFIC CHARGES- UNSAFE VEHICLE 4513.02A	1		0
TRAFFIC CHARGES-LICENSE PLATE 4513.05A	1		0
TRAFFIC CONTROL DEVICE	0		2
TRAFFIC CONTROL SIGNAL TERMS AND LIGHTS	1		1
TRAFFIC SIGNAL RIGHT TURN ON RED	1		0
TURN AND STOP SIGNAL	0		1
TURN SIGNAL REQUIRED	3		3
TWO LIGHTS DISPLAYED	5		0
U-TURN PROHIBITED	0		1
UNSAFE BACKING	1		2
UNSAFE LANE CHANGE	0		1
UNSAFE VEHICLE	0		1
USE ILLEGAL PLATES; TRANSFER OF REGISTRATION	1		0
USE OF SUNSCREENING, WINDOW TINT	1		2
USING TINTED GLASS AND OTHER VISION OBSCURING MATERIALS	1		0
VIOL. PROBATIONARY LICENSE	1		0
WEAVING	0		1
WRONGFUL ENTRUSTMENT	0		1
YIELD SIGNS	27		2
MISCELLANEOUS CITATIONS	5		2
<b>TOTAL</b>	<b>1,126</b>		<b>1,074</b>

**PARKING CITATION CHARGES**

<b>TYPE OF CITATION &amp; SECTION#</b>	<b>JAN-MAR 2017 TOTAL</b>	<b>VS</b>	<b>JAN-MAR 2016 TOTAL</b>
PROHIBITED STANDING OR PARKING PLACES	14		1
MANNER OF PARALLEL PARKING; HANDICAPPED PARKING	4		5
HANDICAP PARKING	7		4
MAX CONTINUOUS STREET PARKING - SAME LOCATON	1		0
LEAVING VEHICLES ON PRIVATE PROPERTY-FIRE LANES	1		0
PARKING FIRE LANE	12		1
<b>TOTAL</b>	<b>39</b>		<b>11</b>

**TOTAL CITATIONS**

**1,165**

**1,085**

## ADULT ARREST SUMMARY

ACTUAL NUMBER OF ADULTS ARRESTED	JAN-MAR 2017 TOTAL	VS	JAN-MAR 2016 TOTAL
<b>TOTAL</b>	161		155

BREAKDOWN OF CHARGES	JAN-MAR 2017 TOTAL	VS	JAN-MAR 2016 TOTAL
ACDA	0		1
AGGRAVATED MENACING	3		1
AGGRAVATED ROBBERY	1		0
ALCOHOL-UNDERAGE POSSESSION	0		2
ANIMALS OR FOWL RUNNING AT LARGE	0		1
ASSAULT	3		3
BARKING OR HOWLING DOGS	1		0
BURGLARY	1		0
COMPLICITY	0		1
CONTRIBUTING TO THE UNRLINESS/ DELINQUENCY OF A CHILD - AID,	0		1
CRIMINAL DAMAGING/ENDANGERING	3		1
DISCHARGE OF WEAPONS	0		1
DISORDERLY CONDUCT	5		1
DOC-INTOX. PERSISTENT	0		1
DOMESTIC VIOLENCE	1		3
DOMESTIC VIOLENCE - SIMPLE ASSAULT	4		0
DRIVING UNDER OVI SUSPENSION	1		1
DRIVING UNDER SUSPENSION OR VIOLATION OF LICENSE RESTRICTION	3		2
DRIVING WHILE UNDER THE INFLUENCE OF ALCOHOL/ DRUGS	30		26
DRIVING WITHIN MARKED LANES	0		1
DRUG ABUSE - INSTRUMENT	0		3
DRUG ABUSE - MARIJUANA	24		19
DRUG ABUSE - MARIJUANA LESS THAN 100G	0		1
DRUG ABUSE - SCHEDULE I OR II SUBSTANCE	2		2
DRUG PARAPHERNALIA	9		18
DRUG PARAPHERNALIA - POSS./USE	0		4
DUS NON COMPLIANCE SUSPENSION	2		0
ENDANGERING CHILDREN	1		1
EXP REGISTRATION	1		0
FAILURE TO REGISTER	0		1
FAIL TO CONTROL	4		3
FAIL TO YIELD-PRIVATE DRIVE	0		1
FAILURE TO AID A L.E. OFFICER	0		1
FAILURE TO APPEAR	2		2
FAILURE TO APPEAR; ISSUANCE OF WARRANT	2		0
FAILURE TO COMPLY WITH ORDER OR SIGNAL OF P.O. - ELUDE OR F	1		0
FAILURE TO CONTROL	1		1
FALSE INFORMATION TO POLICE OFFICER	1		0
FALSIFICATION	1		3
FELONIOUS ASSAULT	1		0
FLASHING RED LIGHT	0		1
FTY - TURNING LEFT	1		0
HARASSMENT BY INMATE	1		0
HAVING PHYSICAL CONTROL OF VEHICLE WHILE UNDER THE INFLUENCE	0		1
HIT/SKIP - CODE 2/4	1		1

## ADULT ARREST SUMMARY

ACTUAL NUMBER OF ADULTS ARRESTED	JAN-MAR 2017 TOTAL	VS	JAN-MAR 2016 TOTAL
<b>TOTAL</b>	161		155

BREAKDOWN OF CHARGES	JAN-MAR 2017 TOTAL	VS	JAN-MAR 2016 TOTAL
ILLEGAL POSSESSION OF INTOXICATING BEER OR LIQUOR	1		0
ILLEGAL PROCESSING OF DRUG DOCUMENTS	1		0
INTERFERENCE W/CUSTODY	1		0
LANE CHANGE - UNSAFE	0		1
LEAVING THE SCENE OF AN ACCIDENT	1		2
LEFT OF CENTER	0		2
MARIJUANA - LESS THAN 100 GRAMS	0		3
MARIJUANA DRUG PARAPHERNALIA	12		4
MARKED LANES	5		1
NO OPS	2		2
OBSTRUCTING OFFICIAL BUSINESS	2		3
OFFENSES INVOLVING UNDERAGE PERSONS	5		0
OPEN CONTAINER LIQUOR	0		2
OUT OF JURISDICTION WARRANT	1		1
OVI	0		5
OVI BREATH	0		3
OVI PER SE BREATH (.17 + (SUPER)	0		2
OVI REFUSAL (PRIOR W/20 YRS)	1		1
PHYSICAL CONTROL	0		3
POSSESSING CRIMINAL TOOLS	1		0
POSSESSING DRUG ABUSE INSTRUMENT - OBTAIN, USE	0		1
POSSESSING DRUG ABUSE INSTRUMENTS	4		1
POSSESSION OF DRUGS	3		3
POSSESSION OF MARIJUANA	1		1
RESISTING ARREST	1		0
SPEED	1		5
VIOLATE PROTECTION ORDER OR CONSENT AGREEMENT	0		1
TELECOMMUNICATIONS HARASSMENT	1		0
THEFT - ALL OTHER LARCENY	1		2
THEFT - FROM MOTOR VEHICLE	2		0
THEFT - PETTY (<\$1000)	1		5
THEFT - SHOPLIFTING	0		1
TRAFFICKING IN DRUGS	1		0

### JUVENILE ARREST SUMMARY

<b>ACTUAL NUMBER OF JUVENILES ARRESTED</b>	<b>JAN-MAR 2017 TOTAL</b>	<b>VS</b>	<b>JAN-MAR 2016 TOTAL</b>
<b>TOTAL</b>	<b>28</b>		<b>13</b>

<b>BREAKDOWN OF CHARGES</b>	<b>JAN-MAR 2017 TOTAL</b>	<b>VS</b>	<b>JAN-MAR 2016 TOTAL</b>
ALCOHOL-UNDERAGE POSSESSION	0		2
ASSAULT	2		1
ASSAULT - KNOWINGLY HARM VICTIM	0		1
CARRYING CONCEALED WEAPONS	0		1
CRIMINAL MISCHIEF	4		0
CRIMINAL TRESPASS	0		1
CURFEW (13-17)	10		1
CURFEW (UNDER 13)	1		1
DOC	0		0
DOMESTIC VIOLENCE	0		1
DOMESTIC VIOLENCE - SIMPLE ASSAULT	2		0
DRIVING UNDER THE INFLUENCE OF ALCOHOL/DRUGS	1		0
DRUG ABUSE - MARIJUANA	4		2
DRUG ABUSE - SCHEDULE I OR II SUBSTANCE	1		0
DRUG PARAPHERNALIA	1		1
MARIJUANA DRUG PARAPHERNALIA	1		0
IMPROPERLY HANDLING FIREARMS IN A MOTOR VEHICLE	0		1
OFFENSES INVOLVING UNDERAGE PERSONS	1		1
POSSESSING DRUG ABUSE INSTRUMENTS	1		0
POSSESSION OF DRUGS	2		0
THEFT - FROM BUILDING	1		0
THEFT-LARCENY/NON MOTOR VEHICLE	0		0
THEFT - ALL OTHER LARCENY	0		1
TOBACCO	2		0
UNDERAGE POSSESSION - PURCHASE - CONSUMPTION	0		1
UNRULY JUVENILE OFFENSES	1		0
<b>TOTAL</b>	<b>35</b>		<b>16</b>

### ACCIDENTS

<b>TYPE OF ACCIDENT</b>	<b>JAN-MAR 2017 TOTAL</b>	<b>VS</b>	<b>JAN-MAR 2016 TOTAL</b>
FATAL	1		1
PROPERTY DAMAGE	111		124
HIT SKIP	19		33
INJURY ACCIDENT	48		46
INJURY HIT SKIP	1		5
<b>TOTALS</b>	<b>180</b>		<b>209</b>

## ACCIDENT ANALYSIS January - March 2017

January 1, 2017 through March 31, 2017 there were 180 reported traffic accidents, resulting in an average 2.00 accidents/day. Compared to 2016, accidents decreased 13.88% (2017 = 180; 2016 = 209).

Personal injury accidents (50) accounted for 27.8% of the total. Property damage accidents accounted for the majority of our activity with 130 reports being filed (72.2%).

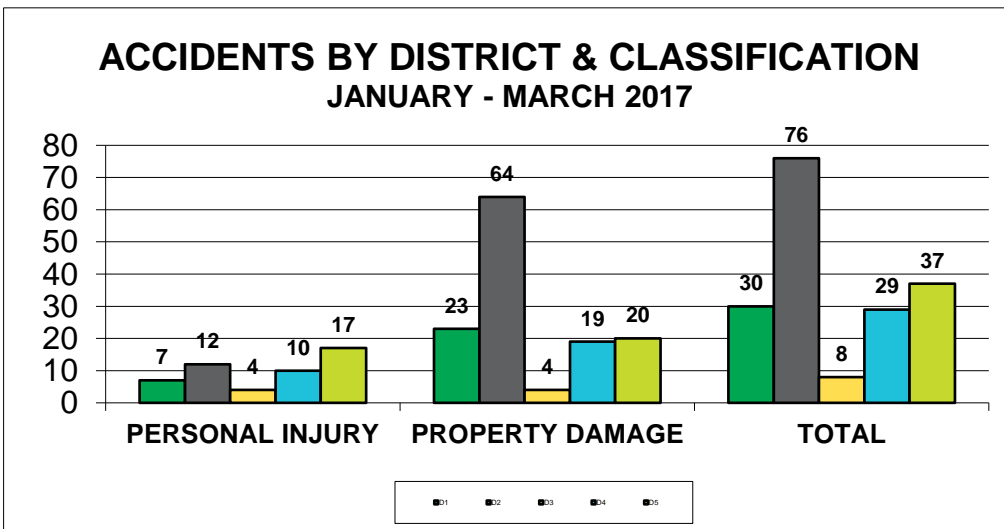
District 2 experienced the majority of accidents (76 or 42.2%) followed by District 5 with 37 accidents (20.6%). There were 30 collisions each in District 1 (16.7%), 8 collision in District 3 (4.4%) and 29 collisions in District 4 (16.1%). The busiest day of the week for accident activity for the reporting period was Friday with 41 accidents (22.8%) reported. The second busiest day was Wednesday with 30 accidents (16.7%) reported. Accident activity for the remaining days of the week were as follows: Sunday = 16 (8.9%); Monday = 23 (12.8%); Tuesday = 29 (16.1%); Thursday = 19 (10.6%); and Saturday = 22 (12.2%).

The most frequent contributing factor was Failure To Control, which accounted for 37 or 20.1% of the accidents. The next most recurrent contributing factor was tied between Failure To Yield and Following Too Closely accounting for 32 or 17.8 each of the accidents for the reporting period. The busiest time of day for accident activity was between 4PM-5PM with 20 (11.1%) accidents.

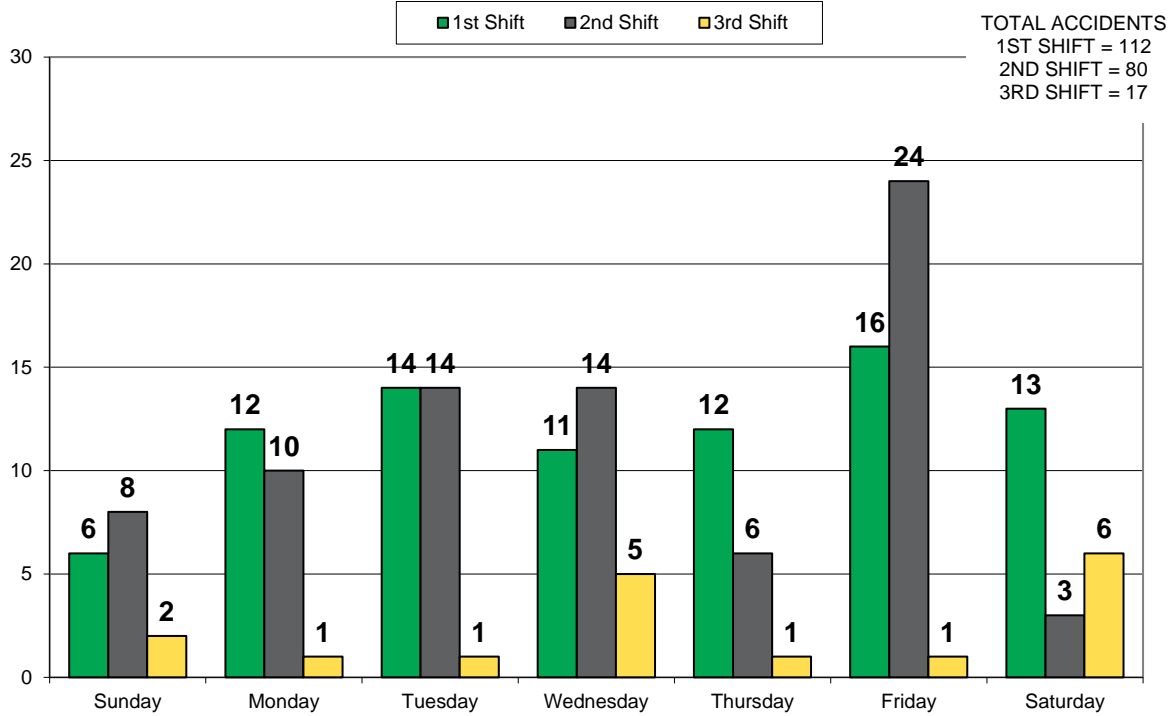
Seven (7) crashes were identified as having been alcohol related (3.9%). The drivers in these accidents were arrested and charged with OVI. One hundred forty-eight (148) citations were issued to at fault drivers as a result of their accidents (82.2%).

### ACCIDENTS BY DISTRICT & CLASSIFICATION

DISTRICT	PERSONAL INJURY	PROPERTY DAMAGE	TOTAL
D1	7	23	30
D2	12	64	76
D3	4	4	8
D4	10	19	29
D5	17	20	37
<b>TOTAL</b>	<b>50</b>	<b>130</b>	<b>180</b>



### ACCIDENTS BY DAY OF WEEK & SHIFT JANUARY 1 - MARCH 31, 2017



### ACCIDENTS & CITATIONS BY HOUR JANUARY 1 - MARCH 31, 2017

