



Dublin Police Department

Quarterly Report

January – March 2018



Mission & Values

Dublin Division of Police employees are committed to protecting life, liberty and property. We will provide the highest level of service and work in partnership with our community to ensure public safety by focusing on the following core principles;

- Vigilant, Ethical and Impartial Enforcement of Law
- Critical Incident Preparedness and Response
- Crime Prevention, Reduction and Deterrence
- Improvement of Traffic Safety

We will remain dedicated to service and committed to excellence, focusing on the following core values: Professionalism, Integrity, Respect, Commitment

- **Professionalism:** We are members of an exceptional and highly trained law enforcement organization. Our conduct and demeanor adhere to the highest standards of personal and organizational excellence.
- **Integrity:** We hold ourselves accountable to the highest level of honesty, truthfulness, and ethical conduct.
- **Respect:** We ensure that all persons are treated with equality, dignity and courtesy.
- **Commitment:** We are dedicated to our Profession, our Community, our Agency and our Mission.

Focus & Results

Goal #1: Enhance our readiness and demonstrate our ability to effectively respond to and successfully resolve critical incidents, major crimes, and/or issues of significant community concern.

- Violent crimes were unchanged from 2017 to 2018 with 3 YTD
- 0.7% increase in reported crimes YTD from 2017

Goal #2: Reduce theft offenses throughout the city.

- 48.3% decrease in theft offenses from 2017 YTD
- 40.0% decrease in thefts from vehicles from 2017 YTD
- 42.9% increase in burglaries and B&Es from 2017 YTD

Goal #3: Improve overall traffic safety in the city.

- 13.9% increase in traffic crashes from 2017 YTD
- 2.0% increase in injury traffic crashes from 2017 YTD
- 37.5% decrease in OVI related traffic crashes from 2017 YTD

Goal #4: Enhance and demonstrate our ability to effectively address drug offenses that contribute to crime affecting the city.

- 88 criminal arrests related to drug activity; 104 drug offense charges YTD

Personnel Highlights & Staffing

Promotions

Alex Carlson, Promotion to Corporal – 3/2/2018
Thomas Gallagher, Promotion to Sergeant – 3/2/2018



Retirement

Greg Potts, Retired Police Sergeant – 3/1/2018

Awards

Life Saving Award – Officer Steve Borton
Successful Administration of NarCan



Chief's Award of Excellence – Sgt. Thomas Gallagher
Coordination of Westerville PD Coverage

5 Year Service Awards
Officer Andrew Clark
CT Rita Distelhorst
Officer Devin Howard
Accreditation Manager Lynn Odenthal
CT Jessica Posey

15 Year Service Awards (continued...)
Officer Chad Patrick
Detective Andrea Shull
Officer Eric Walden

10 year Service Awards
CS Stephanie Skipworth

20 Year Longevity Service Awards
CT Christopher Burkhardt
CT Barbara Conaway
Detective Charles Rudy

15 Year Service Awards
Officer Eric Cochrun
Officer Phillip Hetzel
Officer Charles Jaeger
CT Ben Karns
Officer Jeremy Miller
Lieutenant Justin Paez

30 Year Longevity Service Awards
Officer Tim Jones

35 Year Longevity Service Awards
Sergeant Greg Potts
Chief Heinz von Eckartsberg



view chart

Staffing Levels:	Authorized / Actual
Chief of Police	1/1
Police Lieutenant	2/2
Civilian Bureau Commander	1/1
Police Sergeant	6/6
Police Corporal	6/6
Police Officer	57/56*
Law Enforcement Planner	1/1
Accreditation Manager	1/1
Administrative Support III	1/1
Records Technician II	4/4
Records Technician I	1/0*
Police Property Technician	1/1
Communications Manager	1/1
Communications Technician	26/25*
Communications Supervisor	4/3*
Totals	113/109*

*below authorized staffing level

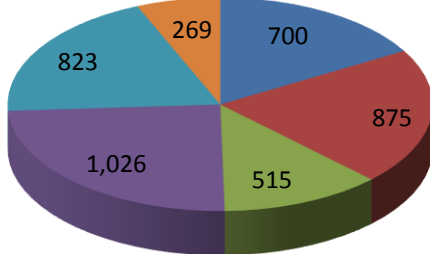
Agency Quarterly Activity

January - March 2018

Calls for Service

Total Calls for Service = 11,326
 Total Citizen Initiated Calls = 4,208
 911 Calls Received = 10,204
 Average Response Time: 6 minutes
 Average Total Time to Handle Calls: 44 minutes

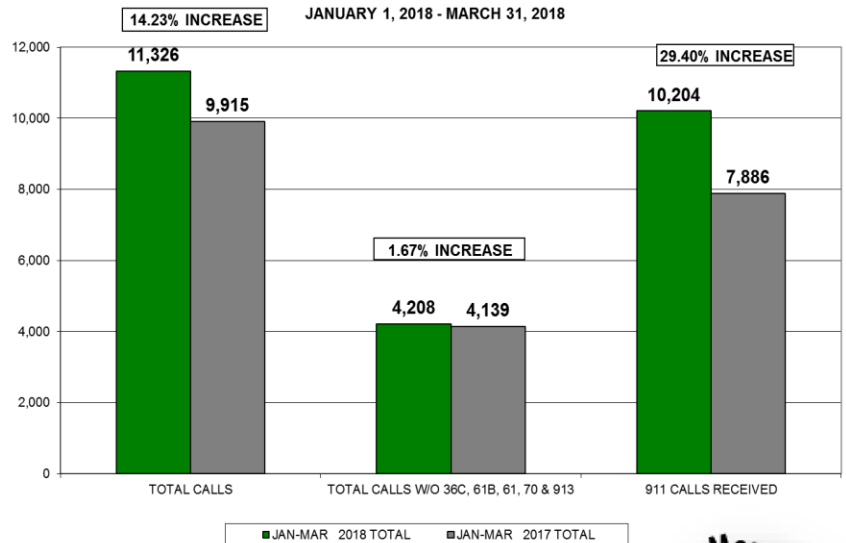
**Calls for Service by District
 (w/o Officer Initiated Calls)**



■ District 1 ■ District 2 ■ District 3 ■ District 4 ■ District 5 ■ District 0

CALLS FOR SERVICE

JANUARY 1, 2018 - MARCH 31, 2018



Other Reported Activity

Total Offenses Reported = 296
 Total Citations = 961
 Number of Adults Arrested = 223
 Adult Arrest Charges = 340
 Number of Juveniles Arrested = 45
 Juvenile Arrest Charges = 61
 Total Accidents Reported = 205



DID YOU KNOW ?

Applications are currently being accepted for the 2018 Citizen Police Academy!

This 12-week program gives participants insight into the profession of law enforcement and the operations of the Dublin Division of Police. Topics during the academy sessions will focus on typical policing activities and include areas such as: arrest process, search and seizure, traffic stops, and a firearms live-shooting experience.

"We want to give residents an inside look into their police department," said Chief Heinz von Eckartsberg. "Our community is very engaged and involved. We want to continue our partnership with the community by providing a chance for them to learn more about law enforcement."

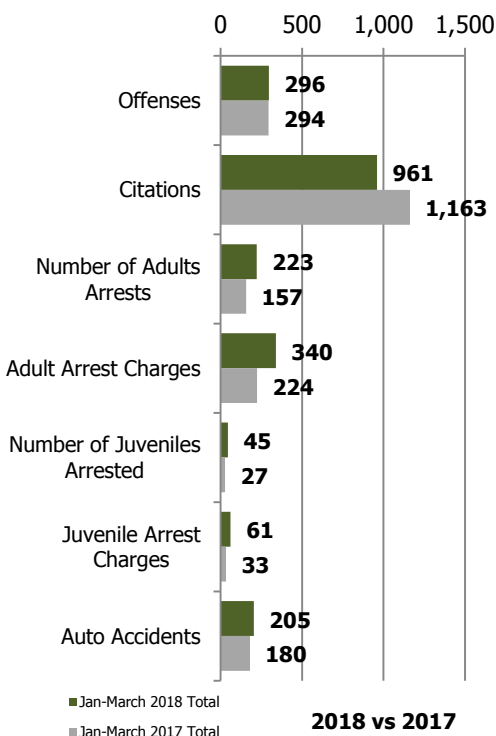
The class is open to Dublin residents and non-residents, however residents are given preference when the class roster is being selected. All applicants must be 18 years or older.

Classes run from 6:30-9:30 p.m. on Thursdays at the Dublin Justice Center.

- August 23, 30
- September 9, 13, 20, 27
- October 4, 11, 18, 25
- November 1
- Graduation November 8

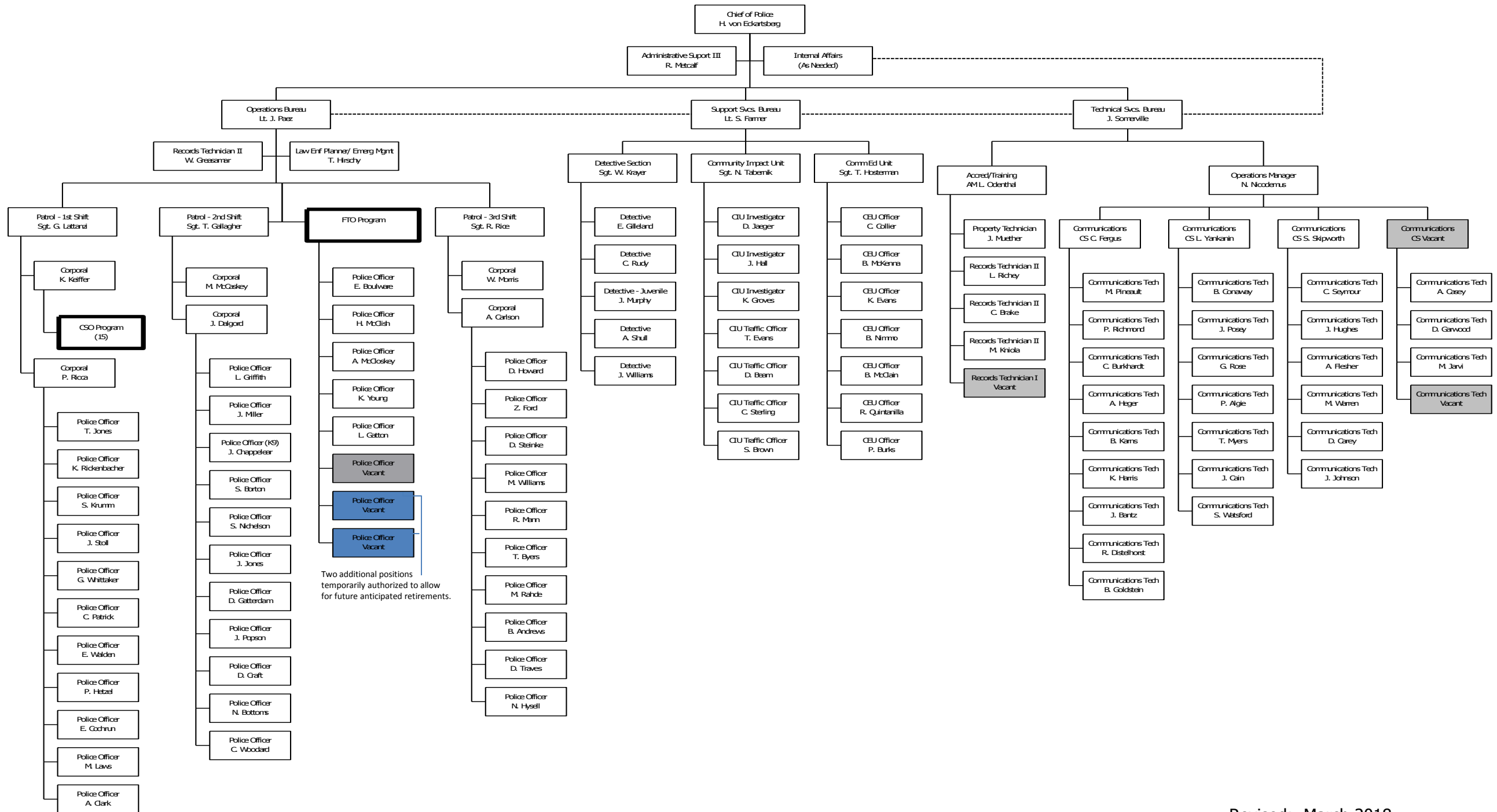
Contact Sgt. Renae Rice with questions 614.410.4809 or email rrice@dublin.oh.us or Sgt. Tim Hosterman 614.410.4805 - **Deadline to apply is Monday, May 14, 2018 at 5 p.m.**

<http://dublinohiousa.gov/living/citizens-police-academy/>



2018 vs 2017

City of Dublin - Division of Police - Organizational Chart - Standard 11.1.2



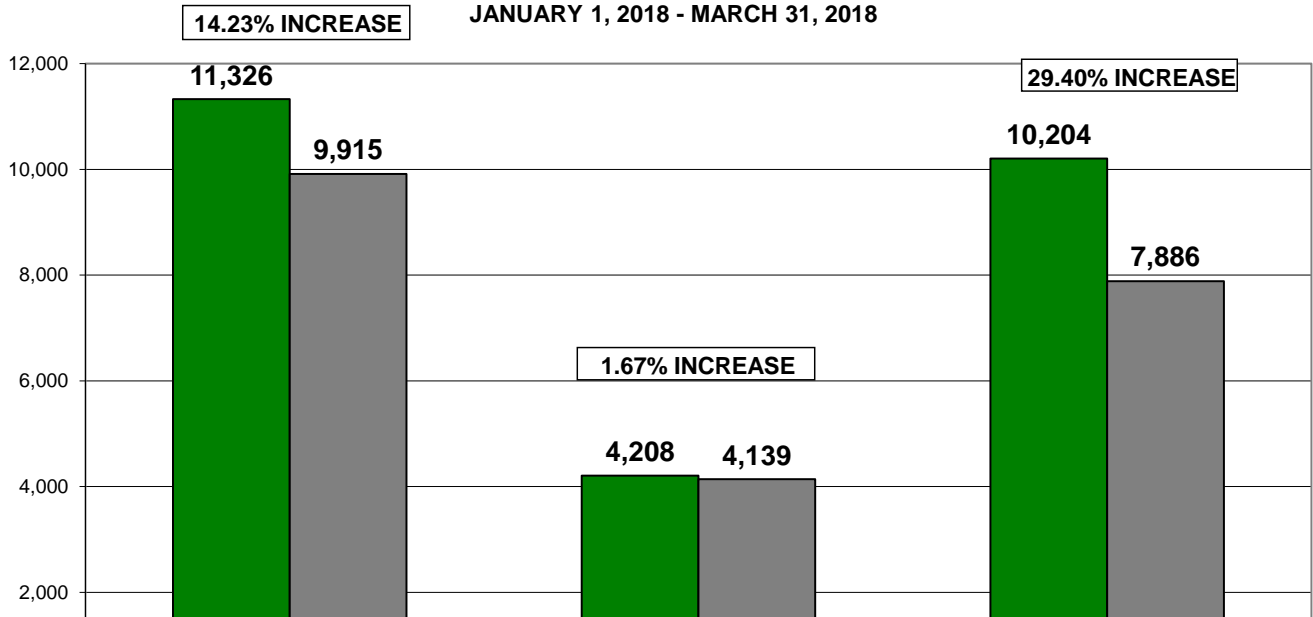
CALLS FOR SERVICE SUMMARY
JANUARY 1 - MARCH 31, 2018

CODE# & DESCRIPTION	DISTRICTS					DISTRICT 0	JAN-MAR 2018 TOTAL	vs.	JAN-MAR 2017 TOTAL
	001	002	003	004	005	MUTUAL AID OUTSIDE CITY			
10-ASSIST OTHER AGENCY	6	8	9	8	11	93	135		101
100D-BOMB DEVICE	0	0	0	0	0	0	0		1
102-NARCOTICS	6	7	3	11	3	1	31		30
12-BURGLARY	5	7	3	2	3	0	20		20
12AL BURGLAR ALARM	80	109	135	97	105	0	526		520
12B-OPEN DOOR OR WINDOW	3	2	7	8	6	0	26		37
13-MISCELLANEOUS CALL	34	38	41	143	51	55	362		296
13B-BANK ESCORT	4	0	0	0	0	0	4		5
13T-PRISONER TRANSPORT	0	0	0	4	0	8	12		13
14-FRAUD BAD CHECK	9	12	16	32	15	0	84		86
15-WARRANT SERVICE	7	4	0	23	4	14	52		50
16-DECEASED PERSON	2	0	1	3	3	0	9		7
16A-DECEASED ANIMAL	0	1	5	0	3	0	9		8
18-ANIMAL BITE	0	0	0	0	2	0	2		2
18A-ANIMAL COMPLAINT	4	13	15	19	6	1	58		60
18B-BARKING DOG	0	3	4	1	0	0	8		7
2-ACCIDENT NON INJURY	37	97	26	42	81	1	284		224
20-DOMESTIC	4	5	2	7	7	3	28		14
20-DOMESTIC VIOLENCE	0	0	0	0	0	0	0		8
24-INTOXICATED PERSON	4	6	1	4	2	0	17		11
24A -OMVI	15	26	4	7	25	13	90		78
26-FIGHT	0	2	0	2	0	0	4		2
28-FIRE RUN	4	5	5	4	1	0	19		21
29-EMS RUN	10	14	3	22	10	0	59		43
2A-HIT SKIP NON INJURY	7	17	6	15	8	1	54		38
2P-ACCIDENT PRIVATE PROPERTY	5	14	1	19	7	0	46		48
30-VICE COMPLAINT	1	0	0	0	0	0	1		1
34-JUVENILE COMPLAINT	2	7	6	18	1	0	34		27
36-THEFT	37	47	8	36	14	1	143		176
36B-FOUND PROPERTY	7	8	5	19	3	0	42		64
36C-COURTESY CARD	142	64	9	114	154	0	483		1,625
38-MISSING PERSON	4	2	2	5	3	0	16		12
38A-MISSING PERSON RETURNED	0	0	0	2	1	0	3		2
4-ACCIDENT INJURIES	9	18	4	8	16	1	56		51
40-PERSON WITH A GUN	1	0	1	1	1	0	4		5
42-UNKNOWN CIRCUMSTANCES	0	1	0	3	1	0	5		2
42-UNKNOWN EMERGENCY	0	0	0	0	0	0	0		2
42A-911 HANG UP CALL	18	13	4	8	7	8	58		96
44-OFFICER IN TROUBLE	0	0	0	0	0	0	0		1
46-PROWLER	0	0	1	0	0	0	1		3
48-RAPE	0	0	0	0	0	0	0		1
48B-SEX OFFENSE	1	4	2	5	0	0	12		11
4A-HIT SKIP INJURY	0	0	0	0	2	0	2		0
4F-ACCIDENT FATAL	0	0	0	0	1	0	1		1
4P-ACCIDENT PRIV PROP INJURY	0	0	0	1	1	0	2		4
50-ROBBERY	1	1	0	0	0	0	2		1
50ALB-ROBBERY ALARM BUSINESS	5	11	0	8	5	0	29		26
50ALR-ROBBERY ALARM RESIDENCE	2	2	8	4	3	0	19		23
52A-SHOTS FIRED	0	0	1	3	3	0	7		6
56-STOLEN VEHICLE	1	3	0	1	0	0	5		11
56B-RECOVERED STOLEN VEHICLE	0	3	0	5	0	0	8		2
58-SUICIDE	0	0	0	0	0	0	0		1
58A-SUICIDE ATTEMPT	0	2	4	4	3	0	13		20
60-SUSPICIOUS PERSON	96	93	52	90	56	6	393		441
60A-SUSPICIOUS VEHICLE	28	26	10	30	29	1	124		173
61-HOUSE CHECK	109	76	258	176	159	2	780		664
61A-EXTRA PATROL	16	9	21	22	16	1	85		79
61B-TARGET PATROL	92	181	303	74	157	6	813		900
62-TRAFFIC DETAIL	4	6	0	2	6	1	19		9

CALLS FOR SERVICE SUMMARY
JANUARY 1 - MARCH 31, 2018

CODE# & DESCRIPTION	DISTRICTS					DISTRICT 0 MUTUAL AID OUTSIDE CITY	JAN-MAR 2018 TOTAL	VS.	JAN-MAR 2017 TOTAL
	001	002	003	004	005				
64-VANDALISM	5	6	2	7	3	0	23		28
70-TRAFFIC VIOLATOR	492	438	223	400	506	261	2,320		2,587
72-SPEEDER OR RECKLESS DRIVER	6	30	9	17	60	41	163		167
74-DISABLED OR MOTORIST ASSIST	37	35	9	26	102	7	216		225
76-VEHICLE BLOCKING	35	29	9	33	34	6	146		120
76A-PARKING VIOLATOR	26	23	14	38	8	0	109		124
78-VEHICLE LOCKOUT	28	24	6	36	20	1	115		119
8-ASSAULT	4	4	0	2	2	0	12		6
80-ROADWAY OBSTRUCTION	13	15	8	8	36	0	80		64
8A-MENACING THREATS	8	2	2	7	3	1	23		14
8B-TELEPHONE HARASSMENT	3	2	4	7	4	0	20		14
90-DISTURBANCE 2 UNITS	29	44	17	50	15	3	158		158
90A-DISTURBANCE 1 UNIT	20	14	13	38	10	1	96		91
90S-SMOKING VIOLATION	2	0	0	0	0	0	2		0
913-FOOT PATROL	503	696	121	740	455	207	2,722		0
96-MENTAL	5	1	6	9	1	0	22		28
TOTAL CALLS	2,038	2,330	1,429	2,530	2,254	745	11,326		9,915
TOTAL CALLS W/O 36C, 61B, 61, 70 & 913	700	875	515	1,026	823	269	4,208		4,139
911 CALLS RECEIVED							10,204		7,886

CALLS FOR SERVICE
JANUARY 1, 2018 - MARCH 31, 2018



OFFENSE REPORT SUMMARY

GROUP A	DEPARTMENT CLASSIFICATION	IBR CODE	JAN-MAR 2018	VS	JAN-MAR 2017
	AGGRAVATED ASSAULT	13A	3		3
	BURGLARY/BREAKING AND ENTERING	220	20		14
	COUNTERFEITING/FORGERY	250	5		4
	CREDIT CARD/AUTOMATIC TELLER MACHINE FRAUD	26B	1		3
	DISTRUCTION/DAMAGE/VANDALISM OF PROPERTY	290	10		10
	DRUG EQUIPMENT VIOLATIONS	35B	21		10
	DRUG/NARCOTIC VIOLATIONS	35A	54		33
	EXTORTION/BLACKMAIL	210	3		0
	FALSE PRETENSES/SWINDLE/CONFIDENCE GAME	26A	6		4
	FORCIBLE FONDLING	11D	2		3
	FORCIBLE RAPE	11A	1		1
	IMPERSONATION	26C	3		10
	INTIMIDATION	13C	5		11
	MOTOR VEHICLE THEFT	240	3		2
	PORNOGRAPHY/OBSCENE MATERIAL	370	0		0
	RECEIVING STOLEN PROPERTY	280	3		3
	ROBBERY	120	2		1
	SIMPLE ASSAULT	13B	18		12
	THEFT - ALL OTHER LARCENY	23H	18		51
	THEFT - SHOPLIFTING	23C	6		7
	THEFT - THEFT FROM BUILDING	23D	13		17
	THEFT - THEFT FROM MOTOR VEHICLE	23F	23		44
	THEFT - THEFT OF VEHICLE PARTS OR ACCESSORIES	23G	3		1
	WEAPON LAW VIOLATIONS	520	6		0
	WIRE FRAUD	26E	0		0
	TOTAL GROUP A		229		244

B	DEPARTMENT CLASSIFICATION	IBR CODE	JAN-MAR 2018	VS	JAN-MAR 2017
	BAD CHECKS	90A	1		1
	CURFEW/LOITERING/VAGRANCY VIOLATIONS	90B	7		8
	DISORDERLY CONDUCT	90C	10		3
	DRIVING UNDER THE INFLUENCE	90D	31		23
	LIQUOR LAW VIOLATIONS	90G	2		0
	VOYEURISM	90H	0		1
	RUNAWAY	90I	2		1
	TRESPASS OF REAL PROPERTY	90J	1		1
	ALL OTHER OFFENSES	90Z	13		12
	TOTAL GROUP B		67		50

TOTAL OFFENSES REPORTED	296	294
--------------------------------	------------	------------

TRAFFIC ENFORCEMENT SUMMARY

NUMBER OF CITATIONS ISSUED	JAN-MAR 2018 TOTAL	VS	JAN-MAR 2017 TOTAL
TOTAL	750		979

TYPE OF CITATION & SECTION#	JAN-MAR 2018 TOTAL	VS	JAN-MAR 2017 TOTAL
ACDA	53		35
ASSURED CLEAR DISTANCE, SPEED/ACDA	6		21
CHILD RESTRAINT SYSTEM, EXCEPTIONS	0		1
CHILD SUPPORT (SUS)	4		1
COMPLIANCE WITH LAWFUL ORDER OF POLICE OFFICER; FLEEING	1		0
DISPLAY LICENSE/VALIDATION	3		2
DISPLAY OF LICENSE PLATES	92		99
DIVIDED ROADWAYS	1		0
DRIVER LICENSE SUSPENDED	4		2
DRIVING UNDER INFLUENCE OF ALCOHOL OR DRUGS	43		32
DRIVING UNSAFE VEHICLE	1		0
DRIVING UPON CLOSED ROADWAY	0		1
DRIVING UPON DIVIDED ROADWAYS	1		1
DRIVING WITH TEMP PERMIT W/O LICENSED DRIVER	1		1
DRIVING WITHIN MARKED LANES	19		14
DRIVING WITHOUT TEMP PERMIT	0		1
DUS - 12 POINT SUSPENSION	5		2
DUS - FRA	54		50
DUS - OVI COURT SUSPENSION	3		3
DUS - OVI SUSPENSION	2		2
DUS- FAIL TO REINSTATE	7		4
DUS NON COMPLIANCE SUSPENSION	1		1
DUS OR VIOLATION OF LICENSE RESTRICTION	30		30
EXP REGISTRATION	2		2
FAILURE TO REGISTER	4		2
FAIL TO CONTROL	12		8
FAIL TO STOP AT RED LIGHT	10		18
FAIL TO YIELD TO PEDESTRIAN	1		0
FAIL TO YIELD-PRIVATE DRIVE	1		2
FAILURE TO CONTROL	40		26
FAILURE TO REGISTER	5		4
FAILURE TO REINSTATE OL	10		16
FAILURE TO YIELD RIGHT OF WAY	1		0
FICTIOUS PLATES	3		4
FLASHING RED LIGHT	1		3
FOLLOWING TOO CLOSELY	2		1
FTY - EMERGENCY VEHICLE	0		1
FTY - STOPPED CRUISER	0		1
FTY - TURNING LEFT	13		16
HEADLIGHT ILLUMINATION REQUIREMENTS	0		1
HIT/SKIP - CODE 2/4	8		1
HIT/SKIP - CODE 2P/4P	2		1
ILLEGAL REAR PLATES	0		1
IMPROPER TURN AT INTERSECTION	2		0
INATTENTION	5		7
JUVENILE TRAFFIC OFFENDER	1		1
LANE CHANGE - UNSAFE	19		19
LEAVING VEHICLES ON PRIVATE PROPERTY-FIRE LANES	0		1
LEFT OF CENTER	4		0

TRAFFIC ENFORCEMENT SUMMARY

NUMBER OF CITATIONS ISSUED	JAN-MAR 2018 TOTAL	VS	JAN-MAR 2017 TOTAL
TOTAL	750		979

TYPE OF CITATION & SECTION#	JAN-MAR 2018 TOTAL	VS	JAN-MAR 2017 TOTAL
LICENSE FORFEIT	10		2
LICENSE PLATE	0		1
LIGHTED HEADLIGHTS	1		0
LITTERING FROM MOTOR VEHICLE	1		0
LOADS DROPPING - LEAKING; TRACKNG MUD	0		1
MARKED LANES	13		5
MV STOP LIGHTS	0		3
NO OPERATOR`S LICENSE	75		68
NON COMPLIANCE SUSPENSION	33		17
OBEYING TRAFFIC CONTROL DEVICES	4		5
OCCUPANT RESTRAINING DEVICES	1		0
ONE-WAY TRAFFIC - ROTARY ISLANDS	1		0
OPERATION AT YIELD SIGN	0		3
OVI PER SE BREATH (.17 + (SUPER)	3		0
OVI PER SE BREATH 0.17>	0		1
OVI REFUSAL (PRIOR W/20 YRS)	4		6
OVI, BREATH	1		6
PASSING - DOUBLE YELLOW	1		0
PASSING LEFT OF CENTER	0		1
PASSING STOPPED SCHOOL BUS	1		0
PHYSICAL CONTROL UNDER INFLUENCE	4		0
PROHIBITED TURN IN ROADWAY	1		0
PROHIBITED U-TURN	1		0
PROVIDING FALSE INFORMATION TO POLICE OFFICER	0		1
RECKLESS OPERATION - PRIVATE	2		1
RECKLESS OPERATION - ROADWAY	1		0
RIGHT OF WAY IN CROSSWALK	1		0
RIGHT OF WAY RULE WHEN TURNING LEFT	1		5
RIGHT-OF-WAY ON ROADWAY	6		6
RULES FOR TURNS AT INTERSECTIONS	3		1
SEAT BELTS REQUIRED	2		1
SIGNAL LIGHTS	1		0
SPEED - SCHOOL ZONE	3		5
SPEED - SLOW	1		0
SPEED LIMIT	217		487
STARTING AND BACKING VEHICLE	1		0
STOP AND YIELD SIGNS	3		1
STOP SIGNS	15		5
STOPPING AFTER ACCIDENT	0		3
STOPPING AFTER ACCIDENT INVOLVING DAMAGE TO REALITY	1		0
STOPPING FOR SCHOOL BUS	2		2
TAIL LIGHT - ILLUMINATION OF REAR LICENSE PLATE	3		4
TEMP PERMIT (OPERATING SOLO)	4		0
TEMPORARY INSTRUCTION PERMIT	1		0
TEXTING WHILE DRIVING	0		1
TIME FOR LIGHTED LIGHTS ON MOTOR VEHICLES	5		1
TRAFFIC CONTROL SIGNAL TERMS AND LIGHTS	1		1
TRAFFIC SIGNAL RIGHT TURN ON RED	0		1
TURN SIGNAL REQUIRED	6		3

TRAFFIC ENFORCEMENT SUMMARY

NUMBER OF CITATIONS ISSUED	JAN-MAR 2018 TOTAL	VS	JAN-MAR 2017 TOTAL
TOTAL	750		979

TYPE OF CITATION & SECTION#	JAN-MAR 2018 TOTAL	VS	JAN-MAR 2017 TOTAL
TWO LIGHTS DISPLAYED	2		5
UNSAFE BACKING	4		1
UNSAFE LANE CHANGE	2		0
UNSAFE VEHICLE	1		1
USE ILLEGAL PLATES; TRANSFER OF REGISTRATION	2		1
USE OF SUNSCREENING, WINDOW TINT	5		1
USING TINTED GLASS AND OTHER VISION OBSCURING MATERIALS	4		1
U-TURN PROHIBITED	1		0
VIOL. PROBATIONARY LICENSE	3		1
WRONGFUL ENTRUSTMENT	1		0
YIELD SIGNS	15		27
MISCELLANEOUS CITATIONS	2		0
TOTAL	954		1,125

PARKING CITATION CHARGES

TYPE OF CITATION & SECTION#	JAN-MAR 2018 TOTAL	VS	JAN-MAR 2017 TOTAL
HANDICAP PARKING	1		7
MANNER OF PARALLEL PARKING; HANDICAPPED PARKING	1		4
MAX CONTINUOUS STREET PARKING - SAME LOCATON	0		1
PARKING FIRE LANE	2		12
PROHIBITED STANDING OR PARKING PLACES	3		14
TOTAL	7		38

TOTAL CITATIONS	961		1,163
------------------------	------------	--	--------------

ADULT ARREST SUMMARY

ACTUAL NUMBER OF ADULTS ARRESTED	JAN-MAR 2018 TOTAL	VS	JAN-MAR 2017 TOTAL
TOTAL	223		157

BREAKDOWN OF CHARGES	JAN-MAR 2018 TOTAL	VS	JAN-MAR 2017 TOTAL
AGGRAVATED MENACING	0		3
AGGRAVATED ROBBERY	0		1
ANIMALS OR FOWL RUNNING AT LARGE	1		0
ASSAULT	8		2
BARKING OR HOWLING DOGS	0		1
BURGLARY	1		1
CARRYING CONCEALED WEAPONS	1		0
CRIMINAL DAMAGING/ENDANGERING	2		3
DISCHARGE OF FIREARM ON OR NEAR PROHIBITED PREMISES	1		0
DISORDERLY CONDUCT	5		4
DOMESTIC VIOLENCE - SIMPLE ASSAULT	10		3
DOMESTIC VIOLENCE - MENACING OR INTIMIDATION	1		0
DOMESTIC VIOLENCE - USE OF WEAPON OR AGGRAVATED INJURY	1		0
DRIVING UNDER OVI SUSPENSION	0		1
DRIVING UNDER SUSPENSION	1		3
DRIVING WHILE UNDER THE INFLUENCE OF ALCOHOL/ DRUGS	40		30
DRUG ABUSE - MARIJUANA	36		24
DRUG ABUSE - SCHEDULE I OR II SUBSTANCE	2		3
DRUG ABUSE - SCHEDULE III, IV, V SUBSTANCE	1		0
DRUG PARAPHERNALIA	17		10
DUS - 12 POINT SUSPENSION	2		0
DUS NON COMPLIANCE SUSPENSION	4		2
ENDANGERING CHILDREN	1		2
EXP REGISTRATION	1		1
FAIL TO CONTROL	4		4
FAILURE TO APPEAR	0		2
FAILURE TO APPEAR; ISSUANCE OF WARRANT	1		2
FAILURE TO COMPLY WITH ORDER OR SIGNAL OF P.O. - ELUDE OR F	0		1
FAILURE TO CONTROL	0		1
FALSE INFORMATION TO POLICE OFFICER	0		1
FALSIFICATION	3		1
FELONIOUS ASSAULT	0		1
FORGERY	1		0
FTY - TURNING LEFT	0		1
HARASSMENT BY INMATE	0		1
HAVING PHYSICAL CONTROL OF VEHICLE WHILE UNDER THE INFLUENCE	2		0
HAVING WEAPONS WHILE UNDER DISABILITY	2		0
HIT/SKIP - CODE 2/4	1		1
ILLEGAL CONVEYANCE OF DRUGS OF ABUSE - DETENTION MENTAL HEAL	1		0
ILLEGAL MANUFACTURE OF DRUGS OR CULTIVATION OF MARIJUANA	1		0
ILLEGAL PROCESSING OF DRUG DOCUMENTS	0		1
IMPROPER TURNS AT INTERSECTION	2		0
IMPROPERLY HANDLING FIREARMS IN A MOTOR VEHICLE	4		0
IMPROPERLY HANDLING FIREARMS IN MOTOR VEHICLE TRANSPORT LOAD	1		0
INDUCING PANIC	2		0

ADULT ARREST SUMMARY

ACTUAL NUMBER OF ADULTS ARRESTED	JAN-MAR 2018 TOTAL	VS	JAN-MAR 2017 TOTAL
TOTAL	223		157

BREAKDOWN OF CHARGES	JAN-MAR 2018 TOTAL	VS	JAN-MAR 2017 TOTAL
INTERFERENCE W/CUSTODY	0		1
LEAVING THE SCENE OF AN ACCIDENT	0		1
MAKING FALSE ALARMS	1		0
MARIJUANA DRUG PARAPHERNALIA	22		10
MARKED LANES	9		5
MENACING	1		0
NO OPS	5		2
OBSTRUCTING OFFICIAL BUSINESS	1		2
OFFENSES INVOLVING UNDERAGE PERSONS	2		5
OPEN CONTAINER LIQUOR	1		0
OUT OF JURISDICTION WARRANT	0		1
OVI	2		0
OVI BREATH	2		0
OVI REFUSAL (PRIOR W/20 YRS)	3		1
POSSESSING CRIMINAL TOOLS	0		1
POSSESSING DRUG ABUSE INSTRUMENTS	8		4
POSSESSION OF DRUGS	8		2
PROHIBITED ACTS	1		0
PROHIBITION AGAINST SOLICITING/RIDING ON OUTSIDE OF VEH	1		0
PUBLIC INDECENCY	1		0
RAPE	1		0
RECEIVING STOLEN PROPERTY	3		0
RESISTING ARREST	1		1
RULES FOR TURNS AT INTERSECTIONS	1		0
SPEED	2		1
STOP SIGNS	2		0
TAMPERING W/EVIDENCE	1		0
TELECOMMUNICATIONS HARASSMENT	1		0
THEFT - ALL OTHER LARCENY	2		1
THEFT - FROM MOTOR VEHICLE	0		2
THEFT - PETTY (<\$1000)	2		1
TRAFFICKING IN DRUGS	1		1
TURN AND STOP SIGNAL	0		1
TURN SIGNAL REQUIRED	1		1
UNAUTHORIZED USE OF MOTOR VEHICLE - INTERSTATE 48 HOURS	0		1
UNSAFE VEHICLE	2		0
USING WEAPONS WHILE INTOXICATED	3		0
VIOLATE PROTECTION ORDER OR CONSENT AGREEMENT	0		1
WARRANT ARREST FOREIGN AGENCY	56		35
WARRANT ARREST FTA/FTC	32		31
WARRANT ARREST- FTA/FTC	0		1
TOTAL CHARGES	340		224

JUVENILE ARREST SUMMARY

ACTUAL NUMBER OF JUVENILES ARRESTED	JAN-MAR 2018 TOTAL	VS	JAN-MAR 2017 TOTAL
TOTAL	45		27

BREAKDOWN OF CHARGES	JAN-MAR 2018 TOTAL	VS	JAN-MAR 2017 TOTAL
AGGRAVATED MENACING	2		0
ASSAULT	1		2
CONVEYANCE OR POSSESSION OF A DEADLY WEAPON - SCHOOL	1		0
CRIMINAL MISCHIEF	0		4
CURFEW (13-17)	18		10
CURFEW (UNDER 13)	0		1
DISORDERLY CONDUCT	1		0
DOMESTIC VIOLENCE - SIMPLE ASSAULT	1		2
DRIVING WHILE UNDER THE INFLUENCE OF ALCOHOL/ DRUGS	0		1
DRUG ABUSE - MARIJUANA	11		3
DRUG ABUSE - SCHEDULE I OR II SUBSTANCE	0		1
DRUG PARAPHERNALIA	3		1
FALSIFICATION	2		0
HAVING PHYSICAL CONTROL OF VEHICLE WHILE UNDER THE INFLUENCE	1		0
IDENTITY FRAUD	1		0
JUVENILE CIGARETTE OR OTHER TABACCO PRODUCTS VIOLATIONS	2		0
MAKING FALSE ALARMS	1		0
MARIJUANA DRUG PARAPHERNALIA	2		1
OFFENSES INVOLVING UNDERAGE PERSONS	11		1
POSSESSING DRUG ABUSE INSTRUMENTS	0		1
POSSESSION OF DRUGS	0		2
PROHIBITED ACTS	2		0
THEFT - FROM BUILDING	0		1
TOBACCO	1		1
UNRULY JUVENILE OFFENSES	0		1
TOTAL	61		33

ACCIDENTS

TYPE OF ACCIDENT	JAN-MAR 2018 TOTAL	VS	JAN-MAR 2017 TOTAL
FATAL	1		1
PROPERTY DAMAGE	128		111
HIT SKIP	26		19
INJURY ACCIDENT	47		48
INJURY HIT SKIP	3		1
TOTALS	205		180

ACCIDENT ANALYSIS January - March 2018

January 1, 2018 through March 31, 2018 there were 205 reported traffic accidents, resulting in an average 2.28 accidents/day. Compared to 2017, accidents increased 13.89% (2018 = 205; 2017 = 180).

Personal injury accidents (51) accounted for 24.9% of the total. Property damage accidents accounted for the majority of our activity with 130 reports being filed (75.1%).

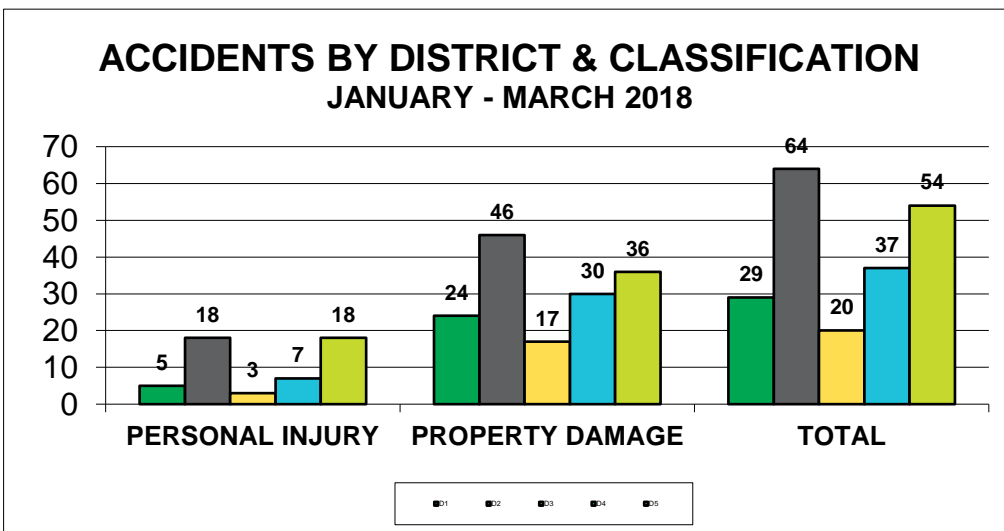
District 2 experienced the majority of accidents (64 or 31.2%) followed by District 5 with 54 accidents (26.3%). There were 29 collisions in District 1 (14.1%); 20 collisions in District 3 (9.8%); and 37 collisions in District 4 (18.0%). The busiest day of the week for accident activity for the reporting period was Tuesday with 41 accidents (20.0%) reported. The second busiest day was Friday with 38 accidents (18.5%) reported. Accident activity for the remaining days of the week were as follows: Sunday = 22 (10.7%); Monday = 18 (8.8%); Wednesday = 36 (17.6%); Thursday = 37 (18.0%); and Saturday = 13 (6.3%).

The most frequent contributing factor was Following Too Closely, which accounted for 57 or 27.8% of the accidents. The next most recurrent contributing factor was tied between Failure To Control accounting for 42 or 20.5% of the accidents for the reporting period. The busiest time of day for accident activity was between 8AM-9AM with 23 (11.2%) accidents.

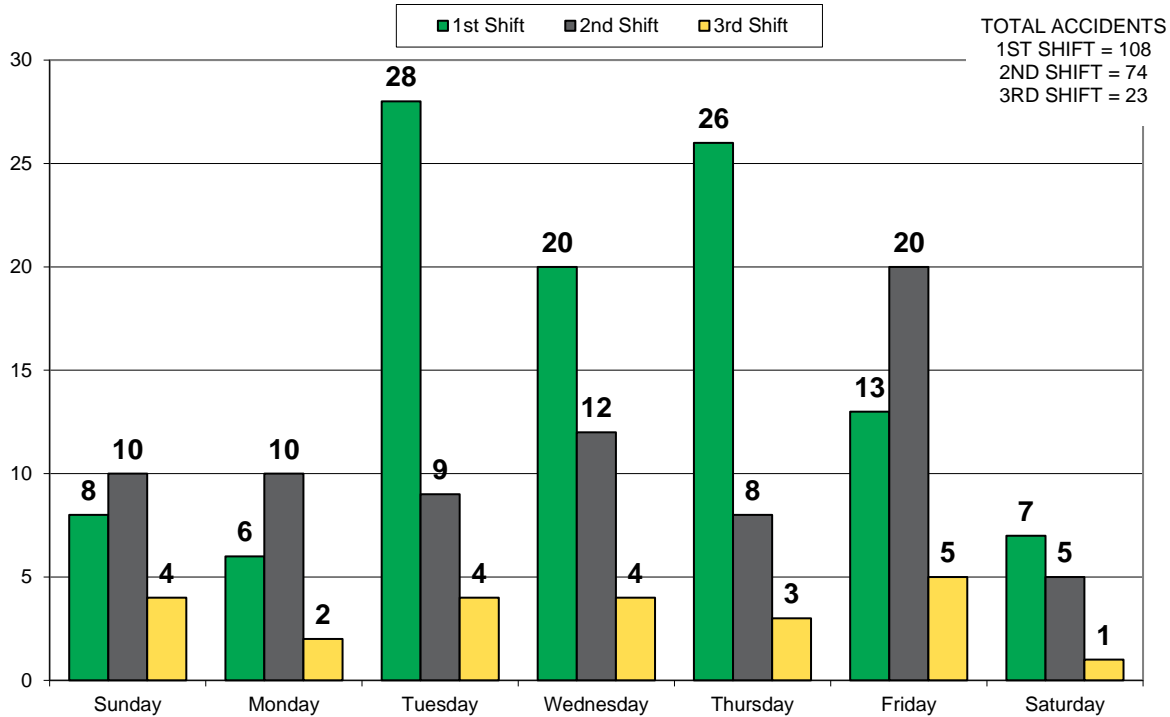
Five (5) crashes were identified as having been alcohol related (2.4%). The drivers in these accidents were arrested and charged with OVI. One hundred seventy-five (175) citations were issued to at fault drivers as a result of their accidents (85.4%).

ACCIDENTS BY DISTRICT & CLASSIFICATION

DISTRICT	PERSONAL INJURY	PROPERTY DAMAGE	TOTAL
D1	5	24	29
D2	18	46	64
D3	3	17	20
D4	7	30	37
D5	18	36	54
OTHER	0	1	1
TOTAL	51	154	205



ACCIDENTS BY DAY OF WEEK & SHIFT JANUARY 1 - MARCH 31, 2018



ACCIDENTS & CITATIONS BY HOUR JANUARY 1 - MARCH 31, 2018

