



# **Dublin Police Department**

## **Quarterly Report**

### **July – September 2017**



# Mission & Values

Dublin Division of Police employees are committed to protecting life, liberty and property. We will provide the highest level of service and work in partnership with our community to ensure public safety by focusing on the following core principles;

- Vigilant, Ethical and Impartial Enforcement of Law
- Critical Incident Preparedness and Response
- Crime Prevention, Reduction and Deterrence
- Improvement of Traffic Safety

We will remain dedicated to service and committed to excellence, focusing on the following core values: Professionalism, Integrity, Respect, Commitment

- **Professionalism:** We are members of an exceptional and highly trained law enforcement organization. Our conduct and demeanor adhere to the highest standards of personal and organizational excellence.
- **Integrity:** We hold ourselves accountable to the highest level of honesty, truthfulness, and ethical conduct.
- **Respect:** We ensure that all persons are treated with equality, dignity and courtesy.
- **Commitment:** We are dedicated to our Profession, our Community, our Agency and our Mission.

## Personnel Highlights & Staffing

### Resignations/Retirements

Richard Brorein, Police Officer  
Retired 7/7/2017

### Selection Processes

Officer Justin Chappellear – Canine Officer  
Selected 7/5/2017  
Detective Erik Gilleland – Detective  
Selected 8/14/2017  
Officer Charles Sterling – CIU Traffic Officer  
Selected 8/18/2017



### Awards

Award of Merit – Sergeant Greg Potts, Officer Richard Brorein and Officer Kevin Rickenbacher – 7/5/2017

Life Saving Award – Officer Eric Cochrun 7/5/2017; Communications Technician Jason Hughes 9/26/2017

Certificate of Merit – Officer Kevin Rickenbacher 8/24/2017; Officer Daniel Craft and Officer Lore Griffith 8/17/2017

## Focus & Results

**Goal #1: Enhance our readiness and demonstrate our ability to effectively respond to and successfully resolve critical incidents, major crimes, and/or issues of significant community concern.**

- Violent crimes decreased from 14 in 2016 to 12 YTD for 2017; -14.3%
- 3.6% increase in reported crimes YTD from 2016

**Goal #2: Reduce theft offenses throughout the city.**

- 12.6% increase in theft offenses from 2016 YTD
- 14.6% increase in thefts from vehicles from 2016 YTD
- 40.7% decrease in burglaries and B&Es from 2016 YTD

**Goal #3: Improve overall traffic safety in the city.**

- 4.6% decrease in traffic crashes from 2016 YTD
- 3.7% increase in injury traffic crashes from 2016 YTD
- 10.0% increase in OVI related traffic crashes from 2016 YTD

**Goal #4: Enhance and demonstrate our ability to effectively address drug offenses that contribute to crime affecting the city.**

- 185 criminal arrests related to drug activity YTD 33.1% increase; 287 drug offense charges YTD 23.2% increase

<b>Staffing Levels:</b>	<b>Authorized/Actual</b>
Chief of Police	1/1
Police Lieutenant	2/2
Civilian Bureau Commander	1/1
Police Sergeant	6/6
Police Corporal	6/6
Police Officer	55/57**
Law Enforcement Planner	1/1
Accreditation Manager	1/1
Administrative Support III	1/1
Administrative Support II	5/5
Police Property Technician	1/1
Communications Manager	1/1
Communications Technician	26/21*
Communications Supervisor	4/3*
Totals	111/107*



view chart

\*below authorized staffing level  
\*\*two additional positions temporarily  
Authorized to allow for future retirements

# Agency Quarterly Activity

July – September 2017

## Calls for Service

Total Calls for Service = 13,515

Total Citizen Initiated Calls = 5,098

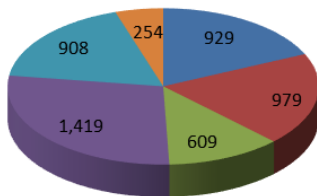
911 Calls Received = 7,669\*

Average Response Time: 6 minutes

Average Total Time to Handle Calls: 40 minutes

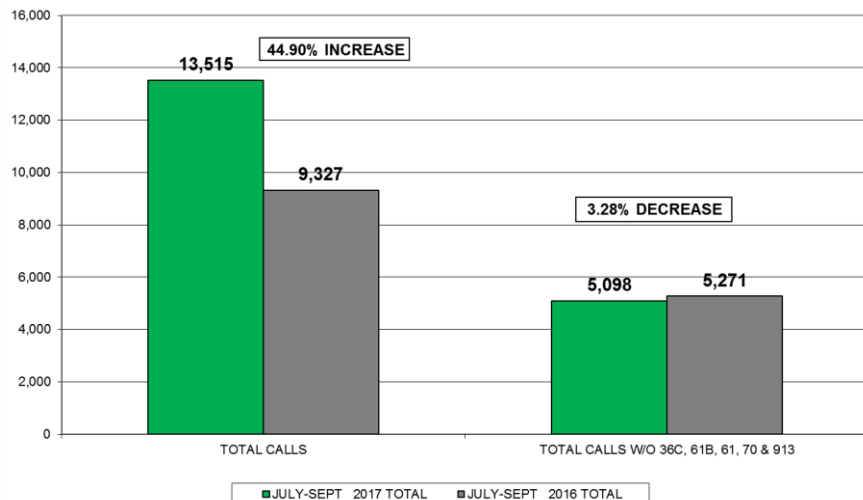
\*Due to a system upgrade, total number of 911 calls is not available (at this time) for the month of September 2017.

Calls for Service by District  
(w/o Officer Initiated Calls)



## CALLS FOR SERVICE

JULY 1, 2017 - SEPTEMBER 30, 2017



## Other Reported Activity

Total Offenses Reported = 638

Total Citations = 2,233

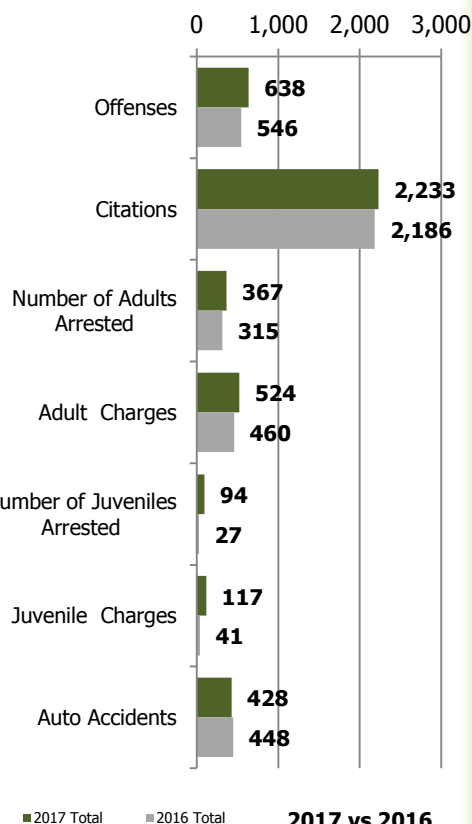
Number of Adults Arrested = 367

Adult Arrest Charges = 524

Number of Juveniles Arrested = 94

Juvenile Arrest Charges = 117

Total Accidents Reported = 428



## “Take-Back Tuesdays”

Dublin, Ohio) The City of Dublin is launching a new initiative in October to collect unused and expired prescription pills. Dublin Police will hold “Take-back Tuesday” events at various parks around Dublin to provide a convenient, safe way for residents to dispose of their medications.

Prescription pill abuse is a problem in communities across the country, including ours, and it contributes to the growing opiate epidemic. By hosting these take-back events, the City hopes to help residents remove the risk of having highly addictive opiates in their homes.

“Unused prescription medications can pose a problem,” says Mayor Greg Peterson. “People often forget that they still have them on hand. By getting rid of old medications, they reduce the risk of the pills getting into the wrong hands.”

The first Take-back Tuesday will be held Tuesday, October 17 from 6 – 7:30 p.m. at Kaltenbach Park, located at 5985 Cara Road. Residents are invited to bring their unused medications and come talk to Dublin Police personnel about the dangers of opiate abuse.

“We want residents to clean out their medicine cabinets, and bring all those old pill bottles with unused medications to these events. We’ll have trained police officers on hand to collect the pills and make sure they are disposed of properly,” says Dublin Police Chief Heinz von Eckartsberg. “Even if you don’t have unused medications in your home, come on out to one of these events to learn more about the ongoing opiate crisis and how it affects all of us.”

The City plans to host these events Tuesdays in October, leading up to National Pill Take-back Day on Saturday, October 28, 2017. Dublin Police will be collecting pills from 10 a.m.-2 p.m. at the City parking lot located at 6670 Commerce Parkway.

The schedule is as follows:

- Tuesday, October 17 (6 – 7:30 p.m.) – Kaltenbach Park, 5985 Cara Road
- Tuesday, October 24, (6 – 7:30 p.m.) – Scioto Park, 7377 Riverside Drive

In addition to Take-back Tuesdays and National Pill Take-back day, a prescription pill drop box is available at the Dublin Justice Center 24/7 for pill disposal.

# Agency Year to Date Activity

January – September 2017

## Calls for Service

Total Calls for Service = 41,300

Total Citizen Initiated Calls = 14,578

911 Calls Received = 25,641\*

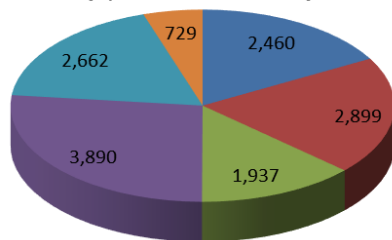
Average Response Time: 6 minutes

Average Total Time to Handle Calls: 38 minutes

\*Due to a system upgrade, total number of 911 calls is not available (at this time) for the month of September 2017.



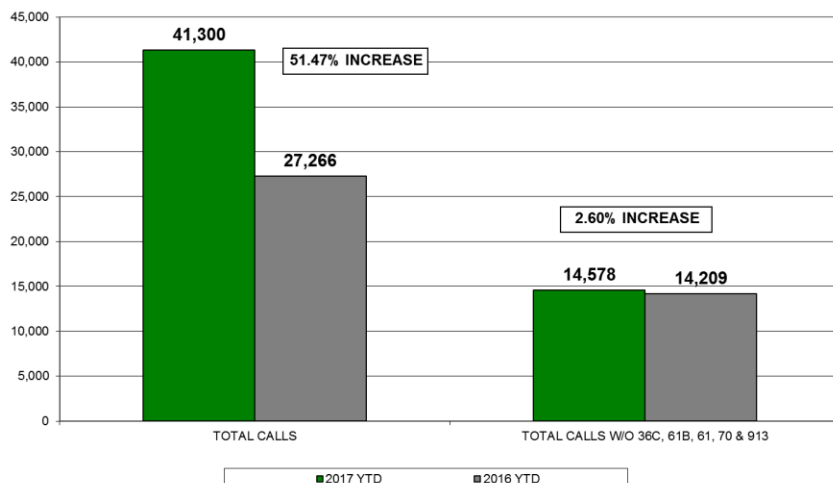
**Calls for Service by District  
(w/o Officer Initiated Calls)**



■ District 1 ■ District 2 ■ District 3 ■ District 4 ■ District 5 ■ District 0

## CALLS FOR SERVICE

JANUARY 1, 2017 - SEPTEMBER 30, 2017



## Other Reported Activity

Total Offenses Reported = 947

Total Citations = 3,312

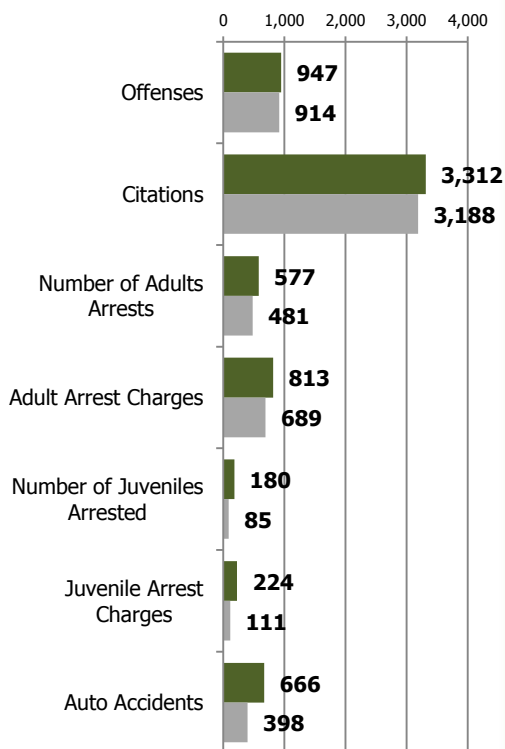
Number of Adults Arrested = 577

Adult Arrest Charges = 813

Number of Juveniles Arrested = 180

Juvenile Arrest Charges = 224

Total Accidents Reported = 666



■ Jan-Sept 2017 Total

■ Jan -Sept 2016 Total

**2017 vs 2016**

## Neighborhood Watch Program

Designed by the Dublin Division of Police, this program allows you and your neighbors to help prevent and reduce crime in your neighborhood.

A Neighborhood Watch group is an association of neighbors who look out for each other's families and property, alert the police to any suspicious activities and work together to make their community a safer place to live.



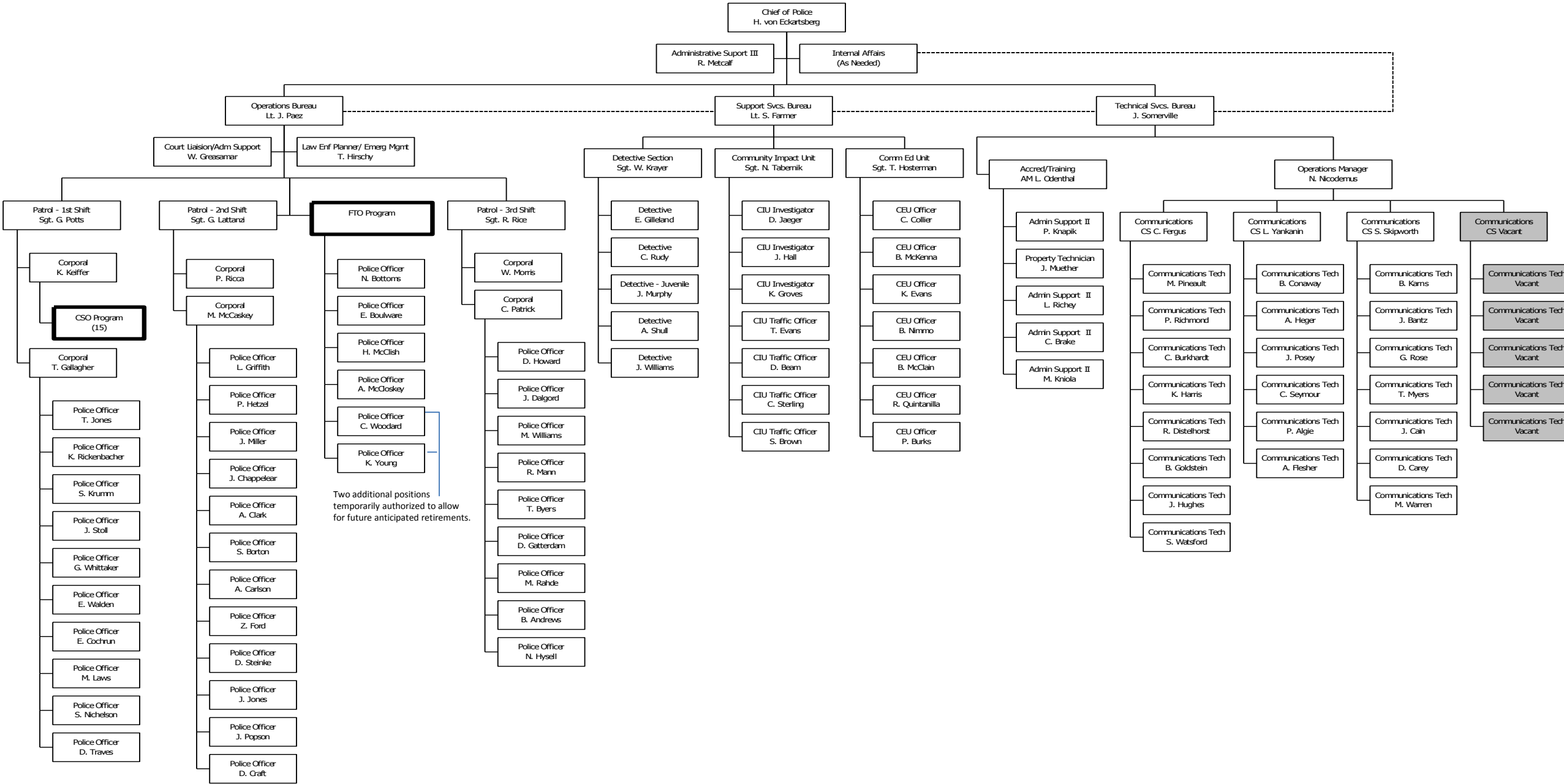
Residents interested in forming a Neighborhood Watch group in their subdivisions can get started by contacting the Dublin Division of Police at 614.410.4800, or by emailing Sgt. Tim Hosterman at [thosterman@dublin.oh.us](mailto:thosterman@dublin.oh.us).

Here are a few extra steps you can take to start organizing your Neighborhood Watch group:

- Host a neighborhood meeting to gauge neighbors' interest and begin to identify neighborhood issues that need to be addressed.
- Invite a Dublin Police Officer to attend this meeting to discuss details of the program and answer any questions.
- Select block captain volunteers who will be responsible for relaying information to members on their block, keeping up-to-date information and making efforts to involve everyone.
- Elect a chairperson to serve as liaison with the Division of Police and relay information about meetings and crime incidents to block captains.
- Establish a regular means of communicating with Watch members

<http://dublinohiousa.gov/police-news/crime-reporting-and-prevention/>

City of Dublin - Division of Police - Organizational Chart - Standard 11.1.2



**CALLS FOR SERVICE SUMMARY**  
**JULY 1 - SEPTEMBER 30, 2017**

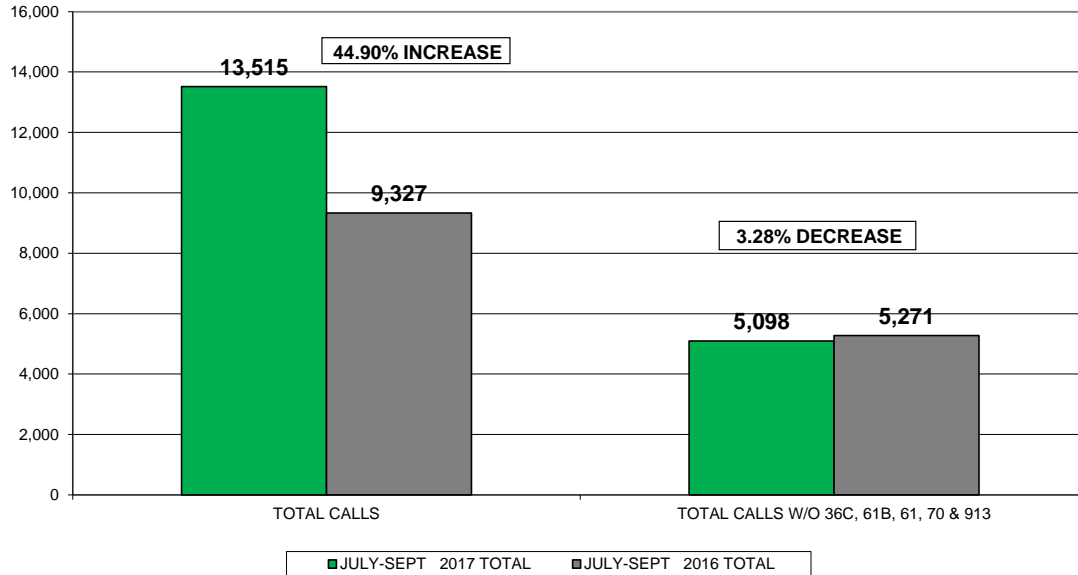
CODE# & DESCRIPTION	DISTRICTS					DISTRICT 0	JULY-SEPT 2017 TOTAL	2017 YTD	VS.	JULY-SEPT 2016 TOTAL	2016 YTD
	001	002	003	004	005	MUTUAL AID OUTSIDE CITY					
10-ASSIST OTHER AGENCY	6	6	11	10	9	72	114	328		89	270
100D-BOMB DEVICE	0	0	0	1	0	0	1	2		0	0
102-NARCOTICS	3	9	4	17	1	2	36	104		32	72
12-BURGLARY	3	4	1	4	0	1	13	65		37	93
12AL BURGLAR ALARM	88	80	107	125	108	0	508	1,555		544	1,553
12B-OPEN DOOR OR WINDOW	10	7	6	9	1	0	33	123		29	83
13-MISCELLANEOUS CALL	35	42	23	167	42	36	345	1,015		339	849
13B-BANK ESCORT	5	0	0	2	0	0	7	12		4	5
13T-PRISONER TRANSPORT	0	0	0	2	0	10	12	35		18	31
14-FRAUD BAD CHECK	26	8	14	22	16	1	87	260		79	243
15-WARRANT SERVICE	3	4	2	27	5	15	56	165		66	176
16-DECEASED PERSON	2	3	1	3	0	0	9	25		6	22
16A-DECEASED ANIMAL	4	2	3	2	2	0	13	31		10	42
18-ANIMAL BITE	2	2	2	0	0	0	6	11		6	15
18A-ANIMAL COMPLAINT	10	13	26	26	9	0	84	231		84	247
18B-BARKING DOG	1	0	1	4	3	0	9	22		7	21
2-ACCIDENT NON INJURY	36	118	13	41	65	2	275	819		273	795
20-DOMESTIC	7	3	4	18	6	0	38	80		0	0
20-DOMESTIC VIOLENCE	0	0	0	0	0	0	0	8		25	69
24-INTOXICATED PERSON	10	11	2	38	2	0	63	118		56	98
24A -OMVI	8	25	10	14	29	10	96	249		91	282
26-FIGHT	1	3	0	2	0	0	6	10		4	10
28-FIRE RUN	2	5	3	5	1	0	16	56		17	46
29-EMS RUN	8	13	6	18	9	1	55	140		51	123
2A-HIT SKIP NON INJURY	17	19	5	15	17	0	73	162		67	196
2P-ACCIDENT PRIVATE PROPERTY	12	15	1	17	3	1	49	161		51	172
30-VICE COMPLAINT	19	0	0	0	0	0	19	24		4	5
34-JUVENILE COMPLAINT	32	8	18	31	8	2	99	207		70	200
36-THEFT	36	56	29	41	28	0	190	598		225	547
36B-FOUND PROPERTY	11	9	10	43	10	7	90	225		95	210
36C-COURTESY CARD	380	173	118	354	351	2	1,378	4,599		1,032	3,244
38-MISSING PERSON	2	3	2	14	4	0	25	59		24	44
38A-MISSING PERSON RETURNED	0	0	0	5	0	0	5	12		1	10
4-ACCIDENT INJURIES	18	16	5	14	25	1	79	186		80	210
40-PERSON WITH A GUN	1	2	0	0	0	0	3	12		1	9
40A-PERSON WITH A KNIFE	0	0	0	0	0	0	0	0		3	3
42-UNKNOWN CIRCUMSTANCES	0	4	1	5	2	0	12	19		11	22
42-UNKNOWN EMERGENCY	0	1	1	1	0	0	3	7		3	6
42A-911 HANG UP CALL	32	23	8	13	19	13	108	341		145	352
44-OFFICER IN TROUBLE	0	0	0	0	0	0	0	3		0	0
46-PROWLER	1	0	0	0	0	0	1	5		2	5
48-RAPE	0	0	0	0	0	0	0	2		1	7
48B-SEX OFFENSE	1	0	1	6	1	0	9	24		9	24
4A-HIT SKIP INJURY	1	2	0	0	1	0	4	6		3	8
4F-ACCIDENT FATAL	0	0	0	0	0	0	0	2		1	2
4P-ACCIDENT PRIV PROP INJURY	0	1	0	2	0	0	3	10		1	6
50-ROBBERY	0	0	0	1	1	0	2	5		3	7
50ALB-ROBBERY ALARM BUSINESS	3	9	0	9	2	0	23	65		23	72
50ALR-ROBBERY ALARM RESIDENCE	1	2	11	5	5	1	25	80		33	88
52-SHOOTING	0	0	0	0	0	0	0	0		0	1
52A-SHOTS FIRED	1	1	3	3	2	0	10	30		15	35
56-STOLEN VEHICLE	3	6	2	1	2	0	14	33		16	31
56B-RECOVERED STOLEN VEHICLE	1	1	0	2	0	2	6	15		10	22
58-SUICIDE	0	0	1	0	0	0	1	2		0	5
58A-SUICIDE ATTEMPT	3	2	3	3	2	0	13	59		26	85
6-AIRCRAFT CRASH	0	0	0	0	0	0	0	0		0	1
60-SUSPICIOUS PERSON	120	86	46	148	73	6	479	1,506		630	1,487
60A-SUSPICIOUS VEHICLE	57	50	20	68	41	1	237	675		241	738
61-HOUSE CHECK	68	79	169	188	91	7	602	1,866		637	2,092
61A-EXTRA PATROL	23	15	22	17	10	1	88	241		105	311
61B-TARGET PATROL	122	148	46	155	354	22	847	2,496		548	2,215
62-TRAFFIC DETAIL	8	6	3	1	1	1	20	50		13	46
64-VANDALISM	13	12	10	10	5	1	51	142		82	171
70-TRAFFIC VIOLATOR	506	449	149	472	596	194	2,366	7,177		1,839	5,506
72-SPEEDER OR RECKLESS DRIVER	11	60	23	28	86	42	250	690		236	698
74-DISABLED OR MOTORIST ASSIST	25	23	5	22	84	13	172	612		223	617
76-VEHICLE BLOCKING	26	47	9	30	32	2	146	410		143	401
76A-PARKING VIOLATOR	20	12	23	72	15	0	142	458		108	357
78-VEHICLE LOCKOUT	58	23	13	58	22	0	174	434		155	455
8-ASSAULT	1	1	1	7	1	0	11	23		11	38
80-ROADWAY OBSTRUCTION	17	16	11	8	38	3	93	287		105	312
8A-MENACING THREATS	7	3	6	4	0	0	20	50		14	52
8B-TELEPHONE HARASSMENT	4	1	5	3	7	0	20	46		17	44
90-DISTURBANCE 2 UNITS	41	50	25	73	27	2	218	592		182	431
90A-DISTURBANCE 1 UNIT	25	28	43	67	18	4	185	440		183	449

**CALLS FOR SERVICE SUMMARY**  
JULY 1 - SEPTEMBER 30, 2017

CODE# & DESCRIPTION	DISTRICTS					DISTRICT 0	JULY-SEPT 2017 TOTAL	2017 YTD	VS.	JULY-SEPT 2016 TOTAL	2016 YTD
	001	002	003	004	005	MUTUAL AID OUTSIDE CITY					
90S-SMOKING VIOLATION	0	0	0	0	0	0	0	0		0	1
913-FOOT PATROL	667	709	282	903	441	222	3,224	10,584		0	0
96-MENTAL	8	8	4	15	8	1	44	104		33	71
<b>TOTAL CALLS</b>	2,672	2,537	1,373	3,491	2,741	701	13,515	41,300		9,327	27,266
<b>TOTAL CALLS W/O 36C, 61B, 61, 70 &amp; 913</b>	929	979	609	1,419	908	254	5,098	14,578		5,271	14,209
<b>911 CALLS RECEIVED*</b>							7,669	25,641		10,287	28,816

\*Due to a system upgrade, total number of 911 calls is not available (at this time) for the month of September 2017.

**CALLS FOR SERVICE**  
JULY 1, 2017 - SEPTEMBER 30, 2017



**CALLS FOR SERVICE SUMMARY**  
**JANUARY 1 - SEPTEMBER 30, 2017**

CODE# & DESCRIPTION	DISTRICTS					DISTRICT 0	2017 YTD	VS.	2016 YTD
	001	002	003	004	005	MUTUAL AID OUTSIDE CITY			
10-ASSIST OTHER AGENCY	22	27	25	29	27	198	328		270
100D-BOMB DEVICE	0	1	0	1	0	0	2		0
102-NARCOTICS	24	25	13	33	6	3	104		72
12-BURGLARY	12	21	15	8	7	2	65		93
12AL BURGLAR ALARM	298	279	317	327	334	0	1,555		1,553
12B-OPEN DOOR OR WINDOW	26	15	22	36	24	0	123		83
13-MISCELLANEOUS CALL	109	112	110	460	109	115	1,015		849
13B-BANK ESCORT	10	0	0	2	0	0	12		5
13T-PRISONER TRANSPORT	0	0	0	16	0	19	35		31
14-FRAUD BAD CHECK	53	41	53	80	32	1	260		243
15-WARRANT SERVICE	11	9	4	86	7	48	165		176
16-DECEASED PERSON	5	9	1	7	3	0	25		22
16A-DECEASED ANIMAL	6	4	8	8	5	0	31		42
18-ANIMAL BITE	2	3	4	2	0	0	11		15
18A-ANIMAL COMPLAINT	17	42	60	79	31	2	231		247
18B-BARKING DOG	1	2	4	9	6	0	22		21
2-ACCIDENT NON INJURY	132	324	49	113	191	10	819		795
20-DOMESTIC	13	11	11	31	13	1	80		0
20-DOMESTIC VIOLENCE	1	2	0	2	2	1	8		69
24-INTOXICATED PERSON	18	23	22	48	7	0	118		98
24A -OMVI	24	64	26	31	66	38	249		282
26-FIGHT	2	3	0	5	0	0	10		10
28-FIRE RUN	7	12	9	17	10	1	56		46
29-EMS RUN	22	24	21	50	21	1	140		123
2A-HIT SKIP NON INJURY	34	57	8	34	29	0	162		196
2P-ACCIDENT PRIVATE PROPERTY	36	49	9	58	7	2	161		172
30-VICE COMPLAINT	23	0	0	0	1	0	24		5
34-JUVENILE COMPLAINT	50	21	42	69	22	3	207		200
36-THEFT	125	189	82	119	83	0	598		547
36B-FOUND PROPERTY	31	34	29	95	28	8	225		210
36C-COURTESY CARD	1,395	755	220	1,284	938	7	4,599		3,244
38-MISSING PERSON	4	6	10	28	11	0	59		44
38A-MISSING PERSON RETURNED	1	0	3	8	0	0	12		10
4-ACCIDENT INJURIES	30	51	12	35	56	2	186		210
40-PERSON WITH A GUN	2	3	1	3	3	0	12		9
40A-PERSON WITH A KNIFE	0	0	0	0	0	0	0		3
42-UNKNOWN CIRCUMSTANCES	1	6	2	8	2	0	19		22
42-UNKNOWN EMERGENCY	1	2	1	3	0	0	7		6
42A-911 HANG UP CALL	111	45	17	71	55	42	341		352
44-OFFICER IN TROUBLE	0	0	3	0	0	0	3		0
46-PROWLER	1	0	1	3	0	0	5		5
48-RAPE	0	0	1	1	0	0	2		7
48B-SEX OFFENSE	1	4	3	12	2	2	24		24
4A-HIT SKIP INJURY	1	2	1	0	2	0	6		8
4F-ACCIDENT FATAL	1	1	0	0	0	0	2		2
4P-ACCIDENT PRIV PROP INJURY	4	1	1	3	1	0	10		6
50-ROBBERY	0	3	0	1	1	0	5		7
50ALB-ROBBERY ALARM BUSINESS	16	20	1	23	5	0	65		72
50ALR-ROBBERY ALARM RESIDENCE	4	8	35	11	21	1	80		88
52-SHOOTING	0	0	0	0	0	0	0		1
52A-SHOTS FIRED	4	3	7	9	5	2	30		35
56-STOLEN VEHICLE	9	9	5	4	5	1	33		31
56B-RECOVERED STOLEN VEHICLE	5	3	0	3	0	4	15		22
58-SUICIDE	0	0	2	0	0	0	2		5
58A-SUICIDE ATTEMPT	12	8	12	22	5	0	59		85
6-AIRCRAFT CRASH	0	0	0	0	0	0	0		1
60-SUSPICIOUS PERSON	271	341	194	437	249	14	1,506		1,487
60A-SUSPICIOUS VEHICLE	139	128	86	193	125	4	675		738
61-HOUSE CHECK	260	216	537	535	310	8	1,866		2,092
61A-EXTRA PATROL	40	42	58	56	43	2	241		311
61B-TARGET PATROL	375	405	96	557	1,019	44	2,496		2,215
62-TRAFFIC DETAIL	13	15	9	4	7	2	50		46
64-VANDALISM	28	27	32	41	12	2	142		171

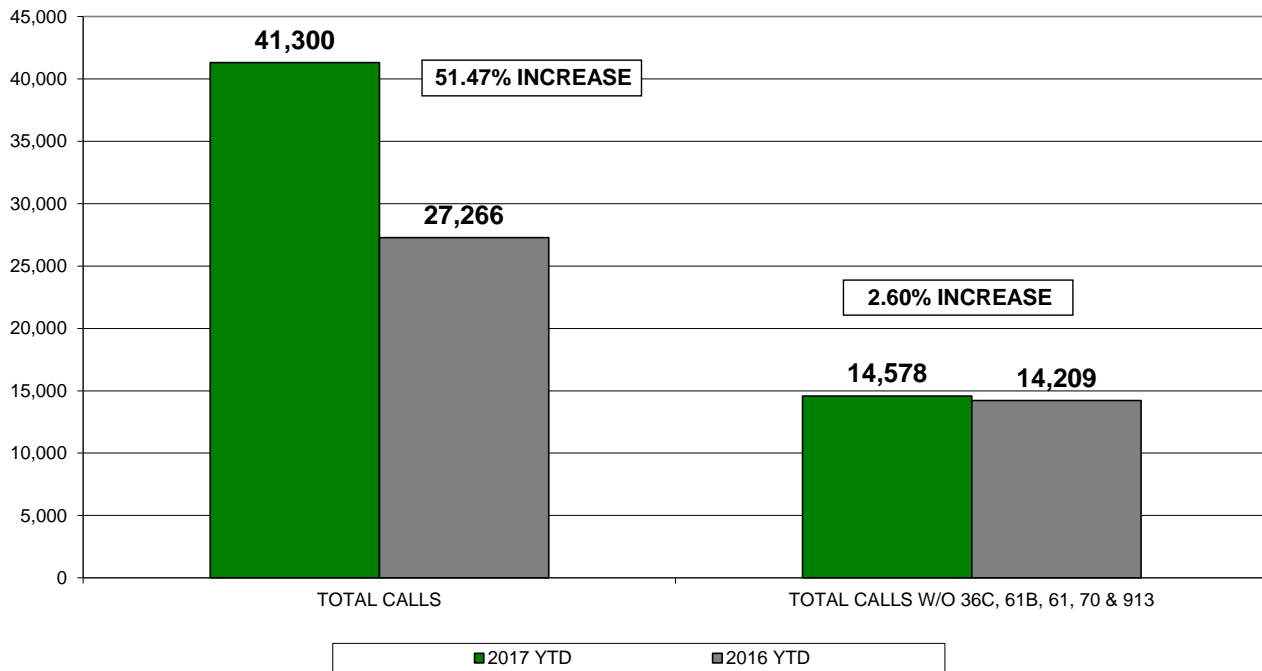


**CALLS FOR SERVICE SUMMARY**  
JANUARY 1 - SEPTEMBER 30, 2017

CODE# & DESCRIPTION	DISTRICTS					DISTRICT 0	2017 YTD	VS.	2016 YTD
	001	002	003	004	005	MUTUAL AID OUTSIDE CITY			
70-TRAFFIC VIOLATOR	1,658	1,224	566	1,507	1,708	514	7,177		5,506
72-SPEEDER OR RECKLESS DRIVER	46	144	63	72	240	125	690		698
74-DISABLED OR MOTORIST ASSIST	90	110	23	68	282	39	612		617
76-VEHICLE BLOCKING	66	97	39	104	94	10	410		401
76A-PARKING VIOLATOR	54	40	92	220	50	2	458		357
78-VEHICLE LOCKOUT	130	74	24	153	50	3	434		455
8-ASSAULT	3	6	1	11	2	0	23		38
80-ROADWAY OBSTRUCTION	52	65	27	32	107	4	287		312
8A-MENACING THREATS	9	9	11	16	5	0	50		52
8B-TELEPHONE HARASSMENT	7	3	9	15	12	0	46		44
90-DISTURBANCE 2 UNITS	104	127	107	176	74	4	592		431
90A-DISTURBANCE 1 UNIT	66	81	91	141	51	10	440		449
90S-SMOKING VIOLATION	0	0	0	0	0	0	0		1
913-FOOT PATROL	2,206	2,294	843	3,204	1,392	645	10,584		0
96-MENTAL	20	12	9	48	14	1	104		71
<b>TOTAL CALLS</b>	8,354	7,793	4,199	10,977	8,029	1,947	41,300		27,266
<b>TOTAL CALLS W/O 36C, 61B, 61, 70 &amp; 913</b>	2,460	2,899	1,937	3,890	2,662	729	14,578		14,209
<b>911 CALLS RECEIVED</b>							25,641 *		28,816

\*Due to a system upgrade, total number of 911 calls is not available (at this time) for the month of September 2017.

**CALLS FOR SERVICE**  
JANUARY 1, 2017 - SEPTEMBER 30, 2017



# OFFENSE REPORT SUMMARY

GROUP A	DEPARTMENT CLASSIFICATION	IBR CODE	JULY-SEPT 2017 TOTAL	2017 YTD	VS.	JULY-SEPT 2016 TOTAL	2016 YTD
	ABDUCTION	100	0	1		0	0
	AGGRAVATED ASSAULT	13A	3	6		1	7
	ARSON	200	0	0		1	1
	ASSISTING OR PROMOTING PROSTITUTION	40B	2	3		0	0
	BURGLARY/BREAKING AND ENTERING	220	8	48		36	81
	COUNTERFEITING/FORGERY	250	4	9		4	5
	CREDIT CARD/AUTOMATIC TELLER MACHINE FRAUD	26B	2	5		1	7
	DISTRUCTION/DAMAGE/VANDALISM OF PROPERTY	290	13	46		23	40
	DRUG EQUIPMENT VIOLATIONS	35B	17	40		11	36
	DRUG/NARCOTIC VIOLATIONS	35A	38	124		32	89
	EXTORTION/BLACKMAIL	210	0	0		0	0
	FALSE PRETENSES/SWINDLE/CONFIDENCE GAME	26A	2	12		2	15
	FORCIBLE FONDLING	11D	6	9		4	7
	FORCIBLE RAPE	11A	0	3		4	10
	IMPERSONATION	26C	1	13		17	49
	INTIMIDATION	13C	9	23		9	19
	KIDNAPPING/ABDUCTION	100	0	0		0	0
	MOTOR VEHICLE THEFT	240	8	14		7	14
	PORNOGRAPHY/OBSCENE MATERIAL	370	1	1		0	1
	ROBBERY	120	3	7		2	4
	SIMPLE ASSAULT	13B	23	57		19	57
	STOLEN PROPERTY OFFENSES	280	6	10		3	7
	THEFT - ALL OTHER LARCENY	23H	33	125		67	137
	THEFT - FROM COIN OPERATED MACHINE	23E	0	0		1	1
	THEFT - POCKET PICKING	23A	0	0		0	0
	THEFT - PURSE SNATCHING	23B	0	0		0	1
	THEFT - SHOPLIFTING	23C	13	31		1	20
	THEFT - THEFT FROM BUILDING	23D	10	49		9	25
	THEFT - THEFT FROM MOTOR VEHICLE	23F	48	133		43	109
	THEFT - THEFT OF VEHICLE PARTS OR ACCESSORIES	23G	2	6		7	13
	WEAPON LAW VIOLATIONS	520	1	1		0	3
	WIRE FRAUD	26E	0	0		0	2
	<b>TOTAL GROUP A</b>		<b>253</b>	<b>776</b>		<b>304</b>	<b>760</b>

B	DEPARTMENT CLASSIFICATION	IBR CODE	JULY-SEPT 2017 TOTAL	2017 YTD	VS.	JULY-SEPT 2016 TOTAL	2016 YTD
	BAD CHECKS	90A	2	3		3	6
	CURFEW/LOITERING/VAGRANCY VIOLATIONS	90B	20	46		9	11
	DISORDERLY CONDUCT	90C	10	28		9	20
	DRIVING UNDER THE INFLUENCE	90D	2	38		13	62
	LIQUOR LAW VIOLATIONS	90G	11	16		21	26
	VOYEURISM	90H	0	1		0	0
	RUNAWAY	90I	2	7		1	3
	TRESPASS OF REAL PROPERTY	90J	2	6		1	3
	ALL OTHER OFFENSES	90Z	6	26		8	23
	<b>TOTAL GROUP B</b>		<b>55</b>	<b>171</b>		<b>65</b>	<b>154</b>

**TOTAL OFFENSES REPORTED**

**308**

**947**

**369**

**914**

# TRAFFIC ENFORCEMENT SUMMARY

NUMBER OF CITATIONS ISSUED	JULY-SEPT 2017 TOTAL	2017 YTD	VS.	JULY-SEPT 2016 TOTAL	2016 YTD
<b>TOTAL</b>	870	2,731		898	2,800

CITATION CHARGES	JULY-SEPT 2017 TOTAL	2017 YTD	VS.	JULY-SEPT 2016 TOTAL	2016 YTD
ACDA	66	168		102	256
ASSURED CLEAR DISTANCE, SPEED/ACDA	8	37		11	34
CHILD RESTRAINT SYSTEM, EXCEPTIONS	1	3		0	2
CHILD SUPPORT (SUS)	4	6		0	2
COMPLIANCE WITH LAWFUL ORDER OF POLICE OFFICER; FLEEING	0	1		1	4
DISPLAY LICENSE/VALIDATION	1	9		1	8
DISPLAY OF LICENSE PLATES	94	278		75	289
DIVIDED ROADWAYS	0	0		0	1
DRIVER LICENSE SUSPENDED	2	8		1	11
DRIVING ON BERM	1	1		0	0
DRIVING ON CLOSED ROADWAY	1	2		0	0
DRIVING ON DIVIDED HIGHWAY	1	1		0	0
DRIVING ON RIGHT HALF OF ROADWAY	0	1		0	2
DRIVING SIDEWALK/LAWN	0	0		1	1
DRIVING TO LEFT OF CENTER LINE	0	0		0	1
DRIVING UNDER SUSPENSION OR VIOLATION OF LICENSE RESTRICTION	0	5		0	1
DRIVING UNSAFE VEHICLE	1	1		0	0
DRIVING UPON CLOSED ROADWAY	1	4		0	0
DRIVING UPON DIVIDED ROADWAYS	0	1		0	1
DRIVING WHILE UNDER INFLUENCE	2	2		0	2
DRIVING WHILE UNDER THE INFLUENCE OF ALCOHOL/DRUGS	32	90		19	73
DRIVING WHILE UNDER THE INFLUENCE OF ALCOHOL/ DRUGS JUVENILE	1	1		0	0
DRIVING WITH TEMP PERMIT W/O LICENSED DRIVER	3	5		1	3
DRIVING WITHIN MARKED LANES	22	58		16	51
DRIVING WITHOUT TEMP PERMIT	0	1		1	3
DUS - 12 POINT SUSPENSION	7	13		3	6
DUS - FRA	58	153		28	86
DUS - OVI COURT SUSPENSION	5	14		4	9
DUS - OVI SUSPENSION	4	7		1	12
DUS NON COMPLIANCE SUSPENSION	0	10		1	8
DUS OR VIOLATION OF LICENSE RESTRICTION	24	83		19	72
DUS- FAIL TO REINSTATE	10	21		2	13
EXP REGISTRATION	0	2		3	5
FAILURE TO REGISTER	0	3		2	9
FAIL TO CONTROL	7	20		10	18
FAIL TO CONTROL; WEAVING,FULL TIME ATT. SEND/READ/WRT TXT ME	0	0		0	1
FAIL TO STOP AT RED LIGHT	9	39		15	56
FAIL TO YIELD-PRIVATE DRIVE	3	8		1	8
FAILURE TO COMPLY	0	0		0	1
FAILURE TO CONTROL	20	71		23	82
FAILURE TO REGISTER	6	12		0	10
FAILURE TO REINSTATE OL	7	37		11	30
FAILURE TO YIELD RIGHT OF WAY	2	2		0	1
FAULTY EXHAUST SYSTEM	0	0		0	1
FICTIOUS PLATES	3	8		2	5
FLASHING RED LIGHT	1	7		2	8
FOLL. EMERG/PUB. VEH. PROH. STATION/PUBLIC VEH/CAUTION	0	0		0	1
FOLLOW/PARK TOO CLOSE TO EMERGENCY VEH.	0	1		2	3
FOLLOWING TOO CLOSELY	2	4		0	1
FTY - EMERGENCY VEHICLE	0	1		0	1
FTY - STOPPED CRUISER	0	2		2	11
FTY - TURNING LEFT	8	31		15	45
HAZARDOUS OR NO PASSING ZONES	0	0		0	1
HEADLIGHT ILLUMINATION REQUIREMENTS	0	1		1	1
HEADLIGHTS REQUIRED	1	2		1	1

<b>CITATION CHARGES</b>	<b>JULY-SEPT 2017 TOTAL</b>	<b>2017 YTD</b>	<b>VS.</b>	<b>JULY-SEPT 2016 TOTAL</b>	<b>2016 YTD</b>
HIT/SKIP - CODE 2/4	3	7		2	8
HIT/SKIP - CODE 2P/4P	5	6		1	5
HIT/SKIP PRIVATE PROPERTY	0	1		0	1
IMPROPER PASSING	0	1		0	0
IMPROPER TURN - PRIVATE DRIVE, ALLEY	0	0		0	1
IMPROPER TURNS AT INTERSECTION	0	0		1	4
INATTENTION	2	17		7	15
JUNK VEHICLE	0	0		1	1
JUVENILE TRAFFIC OFFENDER	5	7		4	4
LANE CHANGE - UNSAFE	20	63		10	43
LEAVING THE SCENE OF AN ACCIDENT	0	3		3	4
LEFT OF CENTER	1	1		1	1
LICENSE FORFEIT	10	19		2	7
LITTERING - FROM MV	2	2		0	2
LOADS DROPPING - LEAKING; TRACKING MUD	1	2		0	3
MARKED LANES	10	19		4	11
MUFFLERS - EXCESS SMOKE OR GAS	1	1		0	0
MV STOP LIGHTS	3	10		2	6
NO LICENSE PLATE LIGHT	1	1		1	3
NO OPERATOR`S LICENSE	67	165		22	90
NO OPS	11	31		7	29
NON COMPLIANCE SUSPENSION	22	53		7	27
OBEYING TRAFFIC CONTROL DEVICES	3	11		2	9
OBSCURED PLATES	1	2		0	4
OCCUPANT RESTRAINING DEVICES	0	0		1	1
ONE WAY STREETS & ROTARY TRAFFIC ISLAND	1	3		0	1
OPEN CONTAINER LIQUOR	0	0		2	2
OPERATING MV OR MOTORCYCLE WITHOUT VALID LICENSE	0	9		1	4
OPERATION AT YIELD SIGN	0	3		0	0
OVERTAKING AND PASSING OF VEHICLES	0	0		2	2
OVERTAKING AND PASSING ON RIGHT	0	0		0	1
OVERTAKING/PASSING ON RIGHT	0	0		0	1
OVI BREATH	0	3		0	1
OVI PER SE BREATH (.17 + (SUPER)	1	5		3	10
OVI PER SE BREATH 0.17>	0	1		0	0
OVI REFUSAL (PRIOR W/20 YRS)	4	13		7	12
OVI, BREATH	5	15		1	9
OWNER OR OPERATOR ALLOWING ANOTHER TO DRIVE	2	3		1	2
PASSING - DOUBLE YELLOW	1	2		1	2
PASSING LEFT OF CENTER	0	1		0	1
PASSING STOPPED SCHOOL BUS	2	2		0	0
PEDESTRIAN SOLICITING	1	1		0	0
PHYSICAL CONTROL	1	2		1	5
PHYSICAL CONTROL OF VEHICLE WHILE UNDER INFLUENCE	0	0		0	1
PHYSICAL CONTROL UNDER INFLUENCE	0	1		0	1
PROHIBITED TURN IN ROADWAY	1	1		2	3
PROHIBITED U-TURN	0	0		0	1
PROHIBITION AGAINST DRIVING UPON CLOSED HIGHWAY	0	1		0	0
PROVIDING FALSE INFORMATION TO POLICE OFFICER	0	1		0	1
REAR VIEW MIRRORS	1	1		0	0
RECKLESS OPERATION	0	1		0	1
RECKLESS OPERATION - PRIVATE	0	1		0	1
RECKLESS OPERATION - ROADWAY	0	0		1	2
RIGHT OF WAY AT INTERSECTIONS	0	1		1	1
RIGHT OF WAY OF PEDESTRIAN W/IN CROSSWALK	0	0		1	1
RIGHT OF WAY RULE WHEN TURNING LEFT	1	10		0	2
RIGHT OF WAY WHEN TURNING LEFT	1	1		2	8
RIGHT OF WAY YIELDED TO PEDESTRIAN ON SIDEWALK	0	0		0	1
RIGHT-OF-WAY ON ROADWAY	7	14		1	7
RIGHT-OF-WAY TO PEDESTRIAN ON SIDEWALK	1	1		0	0
RULES FOR STARTING AND BACKING VEHICLES	0	0		1	1

<b>CITATION CHARGES</b>	<b>JULY-SEPT 2017 TOTAL</b>	<b>2017 YTD</b>	<b>VS.</b>	<b>JULY-SEPT 2016 TOTAL</b>	<b>2016 YTD</b>
RULES FOR TURNS AT INTERSECTIONS	3	5		0	2
SAFETY BELT, BOOSTER SEAT	0	1		0	0
SEAT BELTS REQUIRED	1	5		2	8
SHIFTING LOAD - LOOSE LOADS	0	1		0	1
SIGNAL LIGHTS	2	2		1	3
SPACE BETWEEN MOVING VEHICLES	0	0		0	1
SPEED - SCHOOL ZONE	21	27		13	59
SPEED LIMIT	316	1,128		429	1,269
STARTING AND BACKING VEHICLE	0	1		0	4
STOP AND YIELD RIGHT OF WAY SIGNS	0	0		1	1
STOP AND YIELD SIGNS	3	9		1	9
STOP SIGNS	17	41		10	32
STOPPING AFTER ACCIDENT	1	6		1	2
STOPPING AFTER ACCIDENT INVOLVING DAMAGE TO REALITY	1	2		0	0
STOPPING FOR SCHOOL BUS	3	7		0	7
TAIL LIGHT - ILLUMINATION OF REAR LICENSE PLATE	2	6		1	2
TEMP PERMIT (OPERATING SOLO)	1	4		2	7
TEXTING WHILE DRIVING	0	1		0	1
TIME FOR LIGHTED LIGHTS ON MOTOR VEHICLES	0	0		0	1
TRAFFIC CHARGES - HEADLIGHTS 4513.14A	2	3		1	4
TRAFFIC CHARGES - NO OPS 4510.12A1	2	2		0	0
TRAFFIC CHARGES - RIGHT OF WAY	3	6		0	0
TRAFFIC CHARGES ILLEGAL OR REAR PLATES 74.04A2	1	2		2	7
TRAFFIC CHARGES- UNSAFE VEHICLE 4513.02A	1	2		0	0
TRAFFIC CHARGES-LICENSE PLATE 4513.05A	3	4		0	0
TRAFFIC CONTROL DEVICE	2	2		2	5
TRAFFIC CONTROL SIGNAL TERMS AND LIGHTS	2	5		0	1
TRAFFIC SIGNAL RIGHT TURN ON RED	4	7		0	1
TURN AND STOP SIGNAL	0	1		5	7
TURN SIGNAL REQUIRED	4	13		0	4
TURNING INTO PRIVATE DRIVEWAY, ALLEY OR BUILDING	0	0		1	1
TWO LIGHTS DISPLAYED	1	12		0	4
U-TURN PROHIBITED	5	12		1	3
UNSAFE BACKING	1	5		1	6
UNSAFE LANE CHANGE	0	16		0	4
UNSAFE VEHICLE	0	0		0	2
USE ILLEGAL PLATES; TRANSFER OF REGISTRATION	0	3		0	1
USE OF SUNSCREENING, WINDOW TINT	1	3		1	3
USING TINTED GLASS AND OTHER VISION OBSCURING MATERIALS	1	2		0	0
VIOL. PROBATIONARY LICENSE	2	4		6	6
WEAVING	0	0		0	1
WRONGFUL ENTRUSTMENT	1	2		1	3
YIELD RIGHT-OF-WAY TO PEDESTRIANS	0	1		0	0
YIELD SIGNS	31	84		25	32
MISCELLANEOUS CITATIONS	0	0		0	4
<b>TOTAL</b>	<b>1,054</b>	<b>3,191</b>		<b>990</b>	<b>3,123</b>

#### **PARKING CITATION CHARGES**

<b>TYPE OF CITATION &amp; SECTION#</b>	<b>JULY-SEPT 2017 TOTAL</b>	<b>2017 YTD</b>	<b>VS.</b>	<b>JULY-SEPT 2016 TOTAL</b>	<b>2016 YTD</b>
HANDICAP PARKING	2	20		7	33
LEAVING VEHICLES ON PRIVATE PROPERTY; FIRE LANES	0	2		0	0
MANNER OF PARALLEL PARKING; HANDICAPPED PARKING	2	10		3	13
MAX CONTINUOUS STREET PARKING - SAME LOCATON	0	2		0	0
PARKING FIRE LANE	5	36		0	1
PROHIBITED PARKING ON STREETS & HIGHWAYS	0	1		0	1
PROHIBITED STANDING OR PARKING PLACES	17	50		5	17
<b>TOTAL</b>	<b>26</b>	<b>121</b>		<b>15</b>	<b>65</b>

#### **TOTAL CITATIONS**

**1,080**

**3,312**

**1,005**

**3,188**

# ADULT ARREST SUMMARY

ACTUAL NUMBER OF ADULTS ARRESTED	JULY-SEPT 2017 TOTAL	2017 YTD	VS.	JULY-SEPT 2016 TOTAL	2016 YTD
<b>TOTAL</b>	<b>216</b>	<b>577</b>		<b>167</b>	<b>481</b>

BREAKDOWN OF CHARGES	JULY-SEPT 2017 TOTAL	2017 YTD	VS.	JULY-SEPT 2016 TOTAL	2016 YTD
ACDA	0	0		0	1
AGGRAVATED MENACING	2	7		2	4
AGGRAVATED ROBBERY	0	3		1	1
ALCOHOL-UNDERAGE POSSESSION	0	0		2	6
ANIMAL AT LARGE	0	0		0	1
ANIMALS OR FOWL RUNNING AT LARGE	0	0		2	4
ASSAULT	9	21		7	16
ATTEMPT	0	0		1	1
BARKING OR HOWLING DOGS	0	1		0	0
BREAKING AND ENTERING	4	4		0	0
BURGLARY	0	2		2	2
CARRYING CONCEALED WEAPONS	0	0		2	2
COMPLICITY	0	1		1	3
CONTRIBUTING TO THE UNRLINESS/ DELINQUENCY OF A CHILD - AID	0	0		0	1
CRIMINAL DAMAGING/ENDANGERING	2	5		1	2
CRIMINAL TRESPASS	3	8		1	2
DISCHARGE OF WEAPONS	0	0		0	1
DISORDERLY CONDUCT	8	24		6	11
DISORDERLY CONDUCT - INTOXICATED CREATE RISK OF HARM	0	1		0	0
DOC-INTOX. PERSISTENT	0	0		0	1
DOMESTIC VIOLENCE	0	0		3	13
DOMESTIC VIOLENCE - SIMPLE ASSAULT	11	18		0	0
DOMESTIC VIOLENCE - MENACING OR INTIMIDATION	4	5		4	4
DOMESTIC VIOLENCE - SIMPLE ASSAULT	2	6		4	5
DRIVING UNDER OVI SUSPENSION	2	3		0	4
DRIVING UNDER SUSPENSION	0	7		1	4
DRIVING UNDER SUSPENSION OR VIOLATION OF LICENSE RESTRICTION	1	3		1	2
DRIVING UNDER THE INFLUENCE OR ALCOHOL OR DRUGS	29	0		17	4
DRIVING WHILE UNDER INFLUENCE	0	0		0	1
DRIVING WHILE UNDER THE INFLUENCE OF ALCOHOL/ DRUGS	0	84		0	55
DRIVING WITHIN MARKED LANES	0	0		0	2
DRUG ABUSE - INSTRUMENT	0	0		1	6
DRUG ABUSE - MARIJUANA	24	77		17	51
DRUG ABUSE - MARIJUANA LESS THAN 100G	0	0		0	1
DRUG ABUSE - SCHEDULE I OR II SUBSTANCE	2	7		2	5
DRUG ABUSE - SCHEDULE III, IV, V SUBSTANCE	1	2		1	2
DRUG PARAPHERNALIA	22	50		9	40
DRUG PARAPHERNALIA - POSS./USE	0	0		0	4
DUS - 12 POINT SUSPENSION	0	0		0	1
DUS NON COMPLIANCE SUSPENSION	2	4		0	1
ENDANGERING CHILDREN	1	2		1	3
EXP REGISTRATION	0	1		0	0
FAILURE TO REGISTER	0	0		0	1
FAIL TO CONTROL	3	11		4	10
FAIL TO YIELD-PRIVATE DRIVE	0	0		0	1
FAILURE TO AID A L.E. OFFICER	0	0		0	1
FAILURE TO APPEAR	1	7		3	8
FAILURE TO APPEAR; ISSUANCE OF WARRANT	5	11		3	5
FAILURE TO COMPLY WITH ORDER OR SIGNAL OF P.O.	0	0		1	1
FAILURE TO COMPLY WITH ORDER OR SIGNGAL OF P.O. - ELUDE OR FLEE	0	1		0	0
FAILURE TO CONTROL	0	1		1	2
FAILURE TO DISCLOSE PERSONAL INFORMATION	1	2		0	1
FALSE INFORMATION TO POLICE OFFICER	0	1		0	0
FALSIFICATION	0	5		1	9
FELONIOUS ASSAULT	1	2		0	0

BREAKDOWN OF CHARGES	JULY-SEPT 2017 TOTAL	2017 YTD	VS.	JULY-SEPT 2016 TOTAL	2016 YTD
FLASHING RED LIGHT	0	0		0	1
FORGERY	1	1		0	0
FTA/FTC	0	0		1	1
FTY - TURNING LEFT	0	1		0	1
HARASSMENT BY INMATE	0	1		0	0
HAVING PHYSICAL CONTROL OF VEHICLE WHILE UNDER THE INFLUENCE	1	5		0	2
HIT/SKIP - CODE 2/4	1	3		1	3
HIT/SKIP - CODE 2P/4P	0	1		0	0
IDENTITY FRAUD	0	0		3	3
ILLEGAL MANUFACTURE OF DRUGS OR CULTIVATION OF MARIJUANA	1	1		0	0
ILLEGAL POSSESSION OF INTOXICATING BEER OR LIQUOR	1	2		2	2
ILLEGAL PROCESSING OF DRUG DOCUMENTS	0	1		0	0
ILLEGAL PROCESSING OF DRUG DOCUMENTS - THEFT	0	0		0	1
IMPROPERLY HANDLING FIREARMS IN A MOTOR VEHICLE	1	1		1	1
INTERFERENCE W/CUSTODY	0	1		0	0
INTIMIDATION	0	0		1	1
KIDNAPPING	0	0		1	1
LANE CHANGE - UNSAFE	0	0		0	2
LEAVING THE SCENE OF AN ACCIDENT	1	4		2	4
LEFT OF CENTER	0	0		0	2
LITTERING - FROM MV	0	0		0	1
MARIJUANA - LESS THAN 100 GRAMS	0	0		0	3
MARIJUANA DRUG PARAPHERNALIA	10	31		11	30
MARKED LANES	3	9		2	4
MENACING	0	0		2	2
MOTOR VEHICLE THEFT	0	0		1	1
NO OPS	0	4		1	4
NONSUPPORT OF DEPENDENTS	0	0		0	1
OBSTRUCTING - OFFICIAL BUSINESS	0	0		0	2
OBSTRUCTING JUSTICE	1	2		0	0
OBSTRUCTING OFFICIAL BUSINESS	3	8		2	6
OFFENSES INVOLVING UNDERAGE PERSONS	5	20		10	16
OPEN CONTAINER	1	2		1	2
OPEN CONTAINER - OPERATOR OR PASSENGER OF MOTOR VEHICLE	0	0		0	1
OPEN CONTAINER LIQUOR	4	5		2	6
OPEN CONTAINER PROHIBITED	1	1		0	0
OUT OF JURISDICTION WARRANT	0	1		0	1
OVI	2	3		1	14
OVI .17% >	0	0		0	1
OVI BREATH	0	0		0	3
OVI PER SE	1	2		0	2
OVI PER SE BREATH (.17 + (SUPER)	0	0		0	2
OVI PRIOR CONVICTION W/IN 20 YEARS, REFUSAL	0	0		0	1
OVI REFUSAL (PRIOR W/20 YRS)	0	2		1	2
PARKS HOURS OF OPERATIONS	4	4		0	0
PERSONS UNDER 21 NOT TO PURCHASE BEER OR LIQUOR	0	0		0	1
PETTY THEFT	0	0		0	1
PHYSICAL CONTROL	0	0		1	5
POSSESSING CRIMINAL TOOLS	1	2		0	0
POSSESSING DRUG ABUSE INSTRUMENTS	7	0		3	1
POSSESSING DRUG ABUSE INSTRUMENT - OBTAIN, USE	0	0		0	1
POSSESSING DRUG ABUSE INSTRUMENTS	0	16		0	10
POSSESSION OF DRUGS	6	20		4	17
POSSESSION OF MARIJUANA	0	2		1	3
PROHIBITED ACTS	1	1		1	1
PUBLIC INDECENCY	1	4		1	1
RECEIVING STOLEN PROPERTY	4	6		2	7
RESISTING ARREST	2	3		0	0
RESTRICTIONS ON SALE OF BEER AND LIQUOR	0	2		0	0
ROBBERY	0	1		0	0
SALE, PURCHASE, OR USE OF ALCOHOL VAPORIZING DEVICE PROH.	0	0		1	1

<b>BREAKDOWN OF CHARGES</b>	<b>JULY-SEPT 2017 TOTAL</b>	<b>2017 YTD</b>	<b>VS.</b>	<b>JULY-SEPT 2016 TOTAL</b>	<b>2016 YTD</b>
SALES TO & USE BY UNDERAGE PERSONS; SECURING PUBLIC ACCOMA.	1	2		0	0
SOCIAL HOSTING	0	0		1	1
SOLICITING	2	2		0	0
SOLICITING - SOLICIT ANOTHER FOR SEXUAL ACTVY FOR HIRE	1	1		0	0
SOLICITING: LOITERING TO ENGAGE IN	18	18		0	0
SPACE BETWEEN MOVING VEHICLES	0	0		0	1
SPEED	1	4		0	5
SPEED LIMIT	0	0		0	3
SPEEDING	1	2		0	0
TAIL LIGHT - ILLUMINATION OF REAR LICENSE PLATE	0	0		0	2
TAMPERING W/EVIDENCE	2	2		0	0
TELECOMMUNICATIONS HARASSMENT	0	1		0	0
THEFT - ALL OTHER LARCENY	2	8		3	6
THEFT - FROM BUILDING	0	1		0	0
THEFT - FROM MOTOR VEHICLE	0	2		1	1
THEFT - PETTY (<\$1000)	1	4		0	6
THEFT - SHOPLIFTING	1	4		0	3
TRAFFICKING IN DRUGS	0	1		0	0
TURN AND STOP SIGNAL	0	2		0	2
TURN SIGNAL REQUIRED	0	1		0	2
UNAUTHORIZED USE OF MOTOR VEHICLE	0	0		0	1
UNAUTHORIZED USE OF MOTOR VEHICLE - INTERSTATE 48 HOURS	0	1		0	0
UNDERAGE CONSUMPTION OF ALCOHOL	0	0		1	1
UNDERAGE POSSESSION - PURCHASE - CONSUMPTION	0	0		0	1
UNLAWFUL SEXUAL CONDUCT WITH A MINOR - ALL OTHER OFFENSE	0	1		0	0
VEHICULAR VANDALISM	1	1		0	0
VIOLATE PROTECTION ORDER OR CONSENT AGREEMENT	0	1		0	5
WARRANT ARREST FOREIGN AGENCY	40	115		26	77
WARRANT ARREST FTA/FTC	21	76		36	87
WARRANT ARREST- FTA/FTC	0	1		0	0
WARRANT FOREIGN AGENCY	1	1		0	0
WRONGFUL ENTRUSTMENT	1	1		0	0
<b>TOTALS</b>	<b>298</b>	<b>813</b>		<b>230</b>	<b>689</b>



# JUVENILE ARREST SUMMARY

ACTUAL NUMBER OF JUVENILES ARRESTED	JULY-SEPT 2017 TOTAL	2017 YTD	VS.	JULY-SEPT 2016 TOTAL	2016 YTD
<b>TOTAL</b>	<b>87</b>	<b>180</b>		<b>60</b>	<b>85</b>

BREAKDOWN OF CHARGES	JULY-SEPT 2017 TOTAL	2017 YTD	VS.	JULY-SEPT 2016 TOTAL	2016 YTD
ALCOHOL-UNDERAGE POSSESSION	0	0		1	3
ASSAULT	0	5		4	9
ASSAULT - KNOWINGLY HARM VICTIM	0	0		0	1
CARRYING CONCEALED WEAPONS	0	0		0	1
COMPLICITY	0	1		0	0
CRIMINAL DAMAGING/ENDANGERING	2	2		0	0
CRIMINAL MISCHIEF	0	4		0	0
CRIMINAL TRESPASS	1	1		0	1
CURFEW	0	1		3	3
CURFEW (13-17)	49	96		29	32
CURFEW (UNDER 13)	0	2		0	0
DISORDERLY CONDUCT	1	2		1	1
DOC	1	1		0	0
DOMESTIC VIOLENCE	0	0		0	6
DOMESTIC VIOLENCE - SIMPLE ASSAULT	0	4		0	0
DOMESTIC VIOLENCE - MENACING OR INTIMIDATION	1	1		0	0
DOMESTIC VIOLENCE - SIMPLE ASSAULT	0	4		1	1
DRIVING WHILE UNDER THE INFLUENCE OF ALCOHOL/DRUGS	1	2		0	0
DRUG ABUSE - MARIJUANA	7	15		1	5
DRUG ABUSE - SCHEDULE I OR II SUBSTANCE	0	1		0	0
DRUG PARAPHERNALIA	3	5		1	4
DRUG PARAPHERNALIA - POSS./USE	0	0		0	1
ESCAPE	0	0		1	1
FALSIFICATION	0	1		3	3
ILLEGAL POSSESSION OF INTOXICATING BEER OR LIQUOR	6	6		3	3
IMPROPERLY HANDLING FIREARMS IN A MOTOR VEHICLE	0	0		0	1
INDUCING PANIC	1	1		0	0
JUVENILE CIGARETTE OR OTHER TABACCO PRODUCTS VIOLATIONS	1	1		0	0
MARIJUANA DRUG PARAPHERNALIA	3	5		0	1
MARKED LANES	1	1		0	0
NO OPS	0	0		0	1
OBSTRUCTING JUSTICE	0	1		0	0
OBSTRUCTING OFFICIAL BUSINESS	1	3		5	6
OFFENSES INVOLVING UNDERAGE PERSONS	12	21		11	12
PARKS HOURS OF OPERATIONS	0	4		0	1
PERSONS UNDER 21 NOT TO PURCHASE BEER OR LIQUOR	0	0		1	1
POSSESSING DRUG ABUSE INSTRUMENTS	0	1		0	0
POSSESSION OF DRUGS	2	7		0	2
POSSESSION OF MARIJUANA	0	0		1	1
PROHIBITED ACTS	0	0		0	1
PUBLIC INDECENCY	0	1		2	2
ROBBERY	4	4		0	0
SALES TO & USE BY UNDERAGE PERSONS; SECURING PUBLIC ACCOMA.	2	2		1	1
TELECOMMUNICATIONS HARASSMENT	4	4		0	0
THEFT - ALL OTHER LARCENY	0	1		0	1
THEFT - FROM BUILDING	1	2		0	0
THEFT - PETTY (<\$1000)	0	0		1	1
TOBACCO	2	5		2	2
TRAFFICKING IN DRUGS	1	1		1	1
TRAFFICKING IN HARMFUL INTOXICANTS	0	0		0	1
UNAUTHORIZED USE OF PROPERTY	1	1		0	0
UNDERAGE ALCOHOL CONSUMPTION	0	1		0	0
UNRULY JUVENILE OFFENSES	0	2		0	0
VIOL. PROBATIONARY LICENSE	1	1		0	0
<b>TOTALS</b>	<b>109</b>	<b>224</b>		<b>73</b>	<b>111</b>

ACCIDENTS

TYPE OF ACCIDENT	JULY-SEPT 2017 TOTAL	2017 YTD	VS.	JULY-SEPT 2016 TOTAL	2016 YTD
FATAL	0	2		1	2
PROPERTY DAMAGE	117	389		148	416
HIT SKIP	37	78		29	91
INJURY ACCIDENT	81	189		72	178
INJURY HIT SKIP	3	8		3	11
TOTALS	238	666		253	698

## ACCIDENT ANALYSIS

### July - September 2017

July 1, 2017 through September 30, 2017 there were 238 reported traffic accidents, resulting in an average 2.59 accidents/day. Compared to 2016, accidents decreased 5.93% (2017 = 238; 2016 = 253).

Personal injury accidents (84) accounted for 35.3% of the total. Property damage accidents accounted for the majority of our activity with 154 reports being filed (64.7%).

District 2 experienced the majority of accidents (78 or 32.8%) followed by District 5 with 63 accidents (26.5%). There were 41 collisions each in District 1 (17.2%), 13 collisions in District 3 (5.5%) and 43 collisions in District 4 (18.1%). The busiest day of the week for accident activity for the reporting period was Thursday with 53 accidents (22.3%) reported. The second busiest day was Wednesday with 38 accidents (16.0%) reported. Accident activity for the remaining days of the week were as follows: Sunday = 21 (8.8%); Monday = 22 (9.2%); Tuesday = 36 (15.1%); Friday = 33 (13.9%); and Saturday = 35 (14.7%).

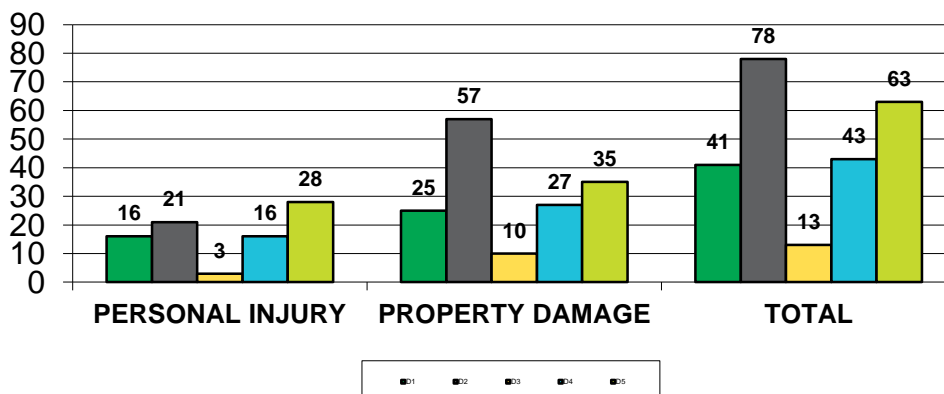
The most frequent contributing factor was Following Too Closely, which accounted for 78 or 31.6% of the accidents. The next most recurrent contributing factor was Failure To Yield accounting for 52 or 21.1% of the accidents for the reporting period. The busiest time of day for accident activity was between 5PM-6PM with 25 (10.1%) accidents.

Eight (8) crashes were identified as having been alcohol related (3.9%). The drivers in these accidents were arrested and charged with OVI. Two hundred seventeen (217) citations were issued to at fault drivers as a result of their accidents (87.9%).

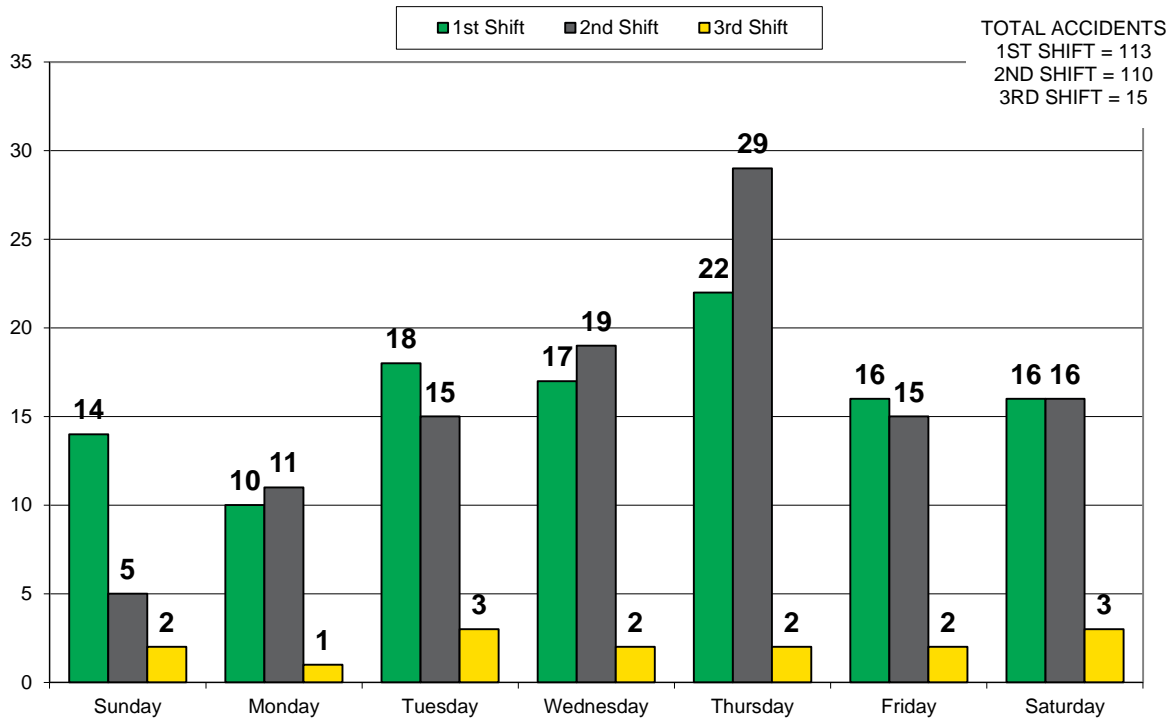
### ACCIDENTS BY DISTRICT & CLASSIFICATION

DISTRICT	PERSONAL INJURY	PROPERTY DAMAGE	TOTAL
D1	16	25	41
D2	21	57	78
D3	3	10	13
D4	16	27	43
D5	28	35	63
<b>TOTAL</b>	<b>84</b>	<b>154</b>	<b>238</b>

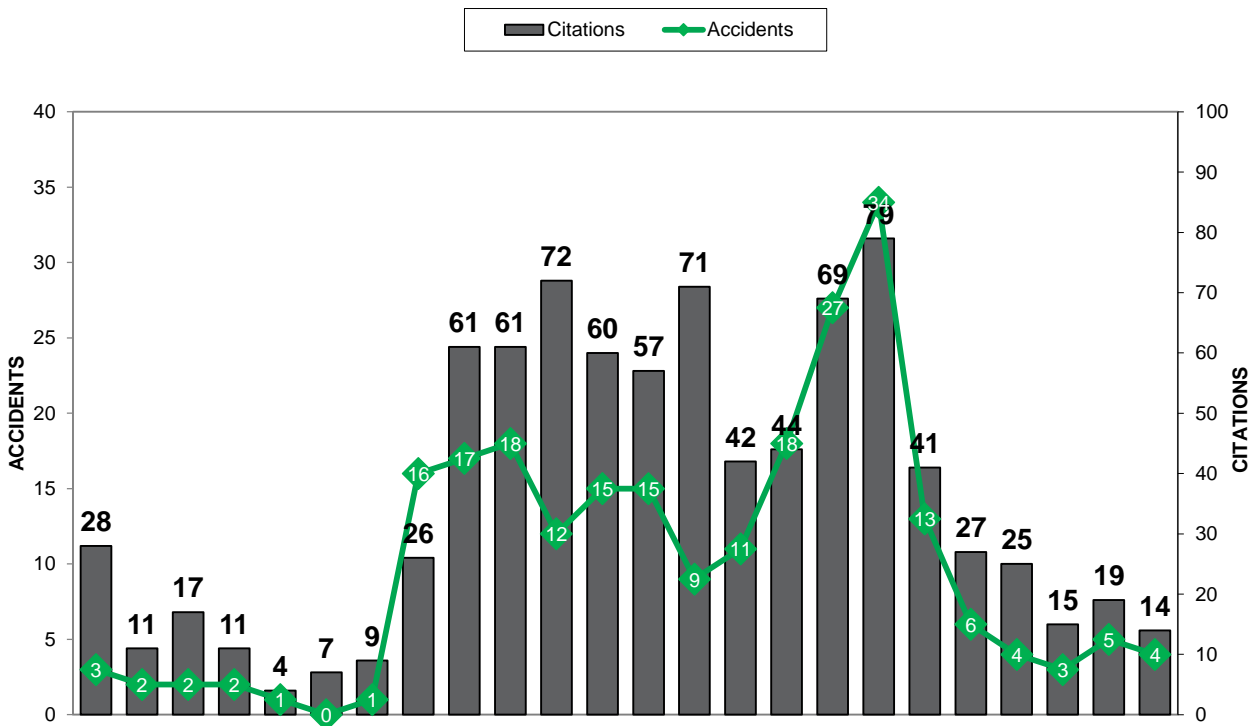
### ACCIDENTS BY DISTRICT & CLASSIFICATION JULY - SEPTEMBER 2017



### ACCIDENTS BY DAY OF WEEK & SHIFT JULY 1 - SEPTEMBER 30, 2017



### ACCIDENTS & CITATIONS BY HOUR JULY 1 - SEPTEMBER 30, 2017



## ACCIDENT ANALYSIS

### January - September 2017

January 1, 2017 through September 30, 2017 there were 666 reported traffic accidents, resulting in an average 2.44 accidents/day. Compared to 2016, accidents decreased 3.98% (2017 = 666; 2016 = 698).

Personal injury accidents (199) accounted for 29.9% of the total (2 fatalities). Property damage accidents accounted for the majority of our activity with 467 reports being filed (70.1%).

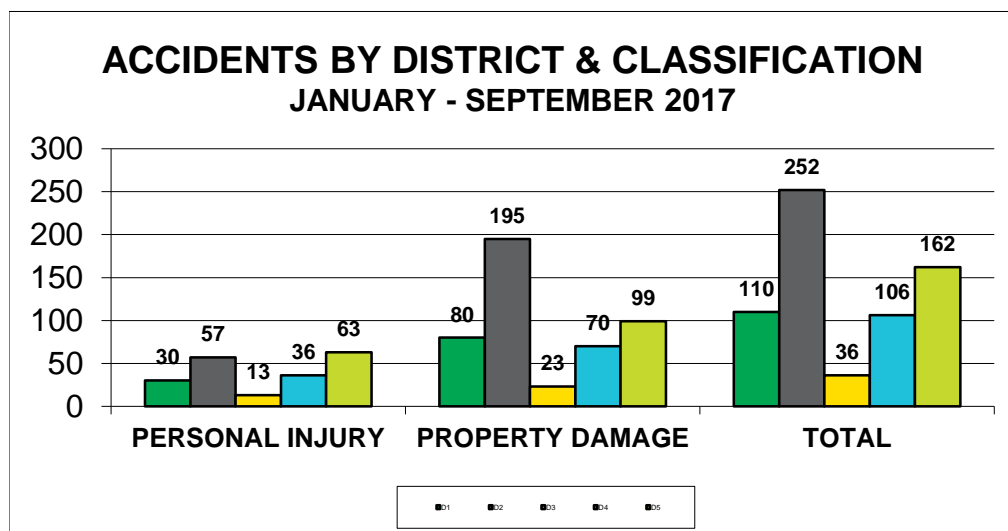
District 2 experienced the majority of accidents (252 or 37.8%) followed by District 5 with 162 accidents (24.3%). There were 110 collisions in District 1 (16.5%), 36 collisions in District 3 (5.4%) and in District 4, 106 accidents (15.9%). The busiest day of the week for accident activity for the reporting period was Friday with 121 accidents (18.2%) reported. The next busiest day was Wednesday with 117 accidents (17.6%) reported. Accident activity for the remaining days of the week were as follows: Sunday = 60 (9.0%); Monday = 83 (12.5%); Tuesday = 94 (14.1%); Thursday = 111 (16.7%); and Saturday = 80 (12.0%).

The most frequent contributing factor was Following Too Closely, which accounted for 187 or 28.1% of the accidents. The next most recurrent contributing factor was Failure To Yield (177 or 26.6%) followed by Failure To Control accounting for 88 or 13.2% of the accidents for the reporting period. The busiest time of day for accident activity was between 4PM-5PM with 78 (11.7%) accidents.

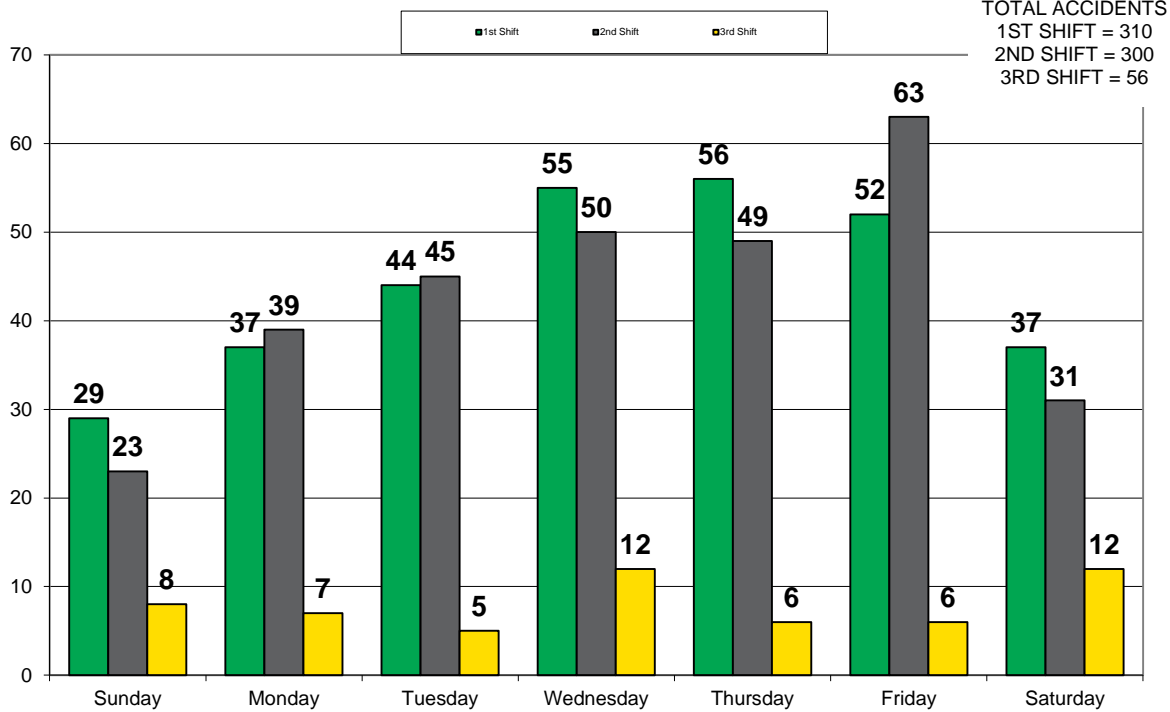
Twenty-two (22) crashes were identified as having been alcohol related (3.3%). The drivers in these accidents were arrested and charged with OVI. Five hundred forty-five (545) citations were issued to at fault drivers as a result of their accidents (81.8%).

### ACCIDENTS BY DISTRICT & CLASSIFICATION

DISTRICT	PERSONAL INJURY	PROPERTY DAMAGE	TOTAL
D1	30	80	110
D2	57	195	252
D3	13	23	36
D4	36	70	106
D5	63	99	162
TOTAL	199	467	666



## ACCIDENTS BY DAY OF WEEK & SHIFT JANUARY 1 - SEPTEMBER 30, 2017



## ACCIDENTS & CITATIONS BY HOUR JANUARY 1 - SEPTEMBER 30, 2017

