OLF-1

OLF-2 (IV)

SHEET NOTES

1. GAS METER
2. GAS LINE CONNECT TO MAIN. COORDINATE WITH COLUMBIA GAS
3. TELECOMMUNICATIONS SERVICE. PROVIDE TWO(2) 4" CONDUITS INTO MECHANICAL/ELECTRICAL. COORDINATE UTILITY CONNECTION WITH OWNER AND LOCAL UTILITY.
4. ROUTE 6" WASTE LINE TO EXISTING MANHOLE, OR TIE DIRECTLY INTO SEWER LINE. COORDINATE WITH SEWER COMPANY AND PROVIDE SEWER TAP PER THEIR REQUIREMENTS.
5. ROUTE CONDUIT FROM PULL BOX (F.V. EXACT LOCATION) TO TRANSFORMER. COORDINATE WITH ELECTRIC COMPANY TO PROVIDE PRIMARY SERVICE TO TRANSFORMER.
6. TRANSFORMER - COORDINATE REQUIREMENTS WITH LOCAL UTILITY.
7. ROUTE SECONDARY ELECTRIC SERVICE.
8. REFER TO CIVIL DRAWINGS FOR SPRINKLER VAULT LOCATION AND INSTALLATION REQUIREMENTS.
9. FIRE SPRINKLER SERVICE (APPROX. 6") AND 3" DOMESTIC WATER SERVICE.
10. PROVIDE CIRCUIT TO MONUMENT SIGN.

WATER

City of Columbus, Division of Water
910 Dublin Road, Room 109, Columbus, Ohio 43215
Phone: 614-645-8270
Website: http://columbus.gov/NewService/

SANITARY & STORM SEWER

City of Dublin, Division of Streets & Utilities
6555 Shier Rings Road, Dublin, Ohio 43016-8716
Phone: 614-410-4750
After Hours Emergency (Police Dispatch) 614-889-1112

NATURAL GAS

Columbia Gas of Ohio, Inc.
200 civic Center/Drive, Columbus, Ohio 43215-4138
Phone: 1-800-344-4077
Gas odor/emergency/after hours: 1-800-282-0157
Website: www.columbiagasohio.com

ELECTRICITY

American Electric Power (AEP)
1 Riverside Plaza, Columbus, OH 43215
Customer Service: 1-800-277-2177
Website: www.aepaccount.com

LIGHTING FIXTURE SCHEDULE

TYPE	MANUFACTURER & MODEL #	DESCRIPTION	LAMPS	WATTS
OLF-1	EATON INVUE A8B-B2-LED-42-D1-S-DP	ALUMINUM 6" BOLLARD, GREY FLAT TOP *FINISH: DARK PLATINUM *REFLECTOR: CONE	LED	32 W
OLF-2 (IV)	EATON LUMARK PRV-A40-D-UNV-T4-SA-BZ	25' POLE SQUARE STEEL *FINISH: BRONZE	LED	143 W
Z46	EATON SHAPER 673-16WP-L3-830-BM-120	DECORATIVE WET LOCATION EXTERIOR RATED SCONCE	LED	143 W

NOTE:
LIGHTING SUPPLIER SHALL PROVIDE POINT-BY-POINT CALCULATIONS WITH SHOP DRAWINGS FOR PARKING LOT AND ANY INTERIOR SPACE OVER 2000 SQ.FT.

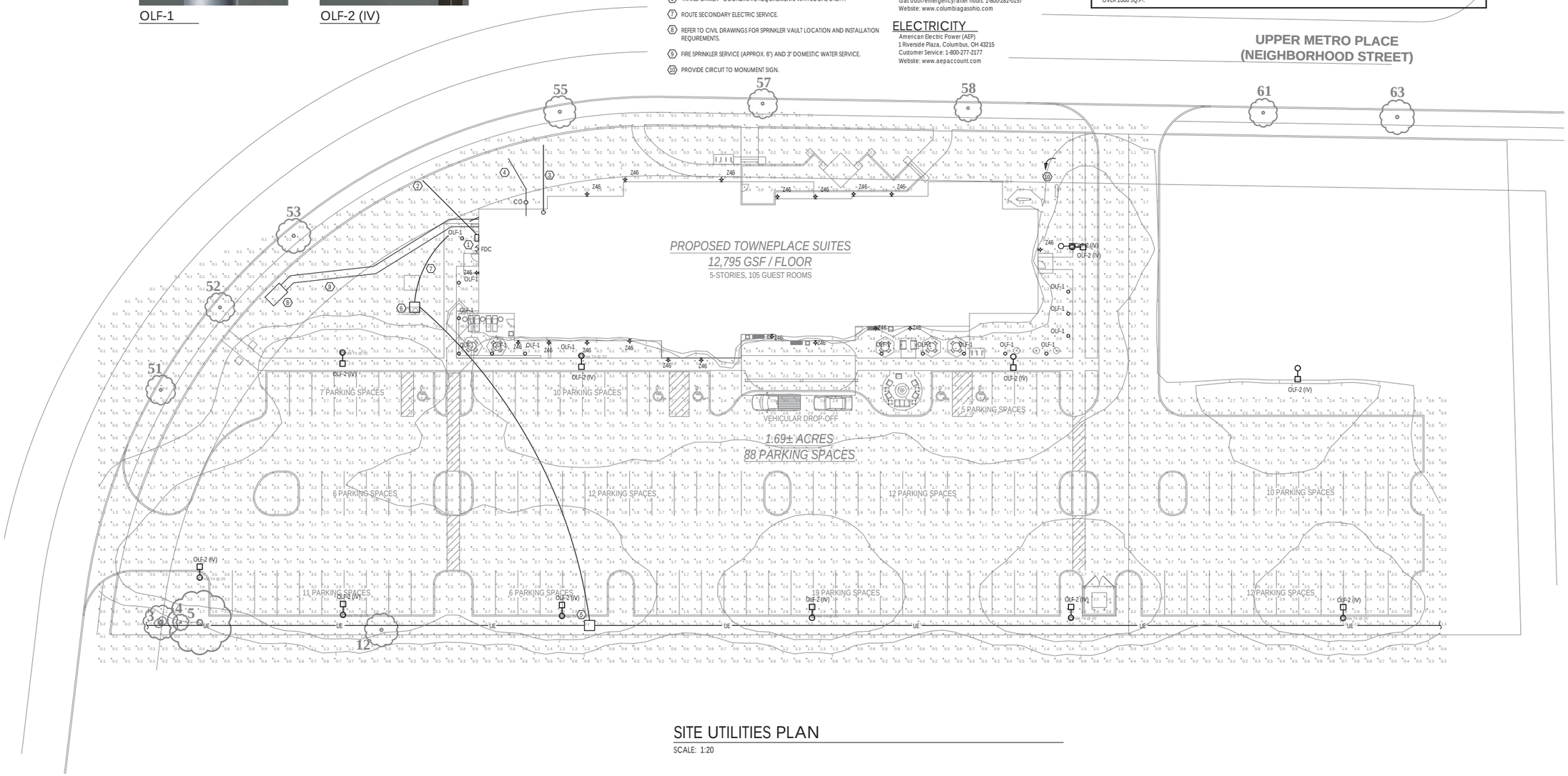

SITE UTILITIES PLAN

SCALE: 1:20

STATE OF OHIO
MATTHEW J. BOBBY
PROFESSIONAL ENGINEER
NO. 74000
PROFESSIONAL ENGINEER

ISSUE / REVISION DATE:

06/29/2016 CLIENT REVIEW
07/28/2016 ART REVIEW
09/29/2016 MARRIOTT REVIEW
05/02/2017 DUBLIN ART REVIEW AND MARRIOTT 30% REVIEW
06/01/2017 DUBLIN COMMENTS
06/14/2017 DUBLIN ART REVIEW
07/10/2017 MARRIOTT RESPONSE
08/15/2017 DUBLIN FINAL SITE PLAN
09/14/2017 REV. FOR SITE REVIEW

AFA ENGINEERING, LLC
CONSULTING ENGINEERING
HVAC PLUMBING ELECTRICAL
FIRE PROTECTION
700 WEST LAND DRIVE
LEXINGTON, KENTUCKY 40504
PHONE (859) 255-4437

A CUSTOM DESIGN FOR A NEW PROPOSED:

TOWNEPLACE SUITES MARRIOTT

5135 UPPER METRO PLACE, DUBLIN, OHIO 43017, FRANKLIN COUNTY

FIRST FLOOR PLUMBING PLAN

CITY OF DUBLIN

STEVEN M. ROBERTS, ARCHITECT
5603 DESTINY COURT
CINCINNATI, OHIO 45237
SteveRobertsArchitect@gmail.com
Phone: 513-226-7469

studio costandi ARCHITECTURE + PLANNING

Project No. TPSDUB

U-1

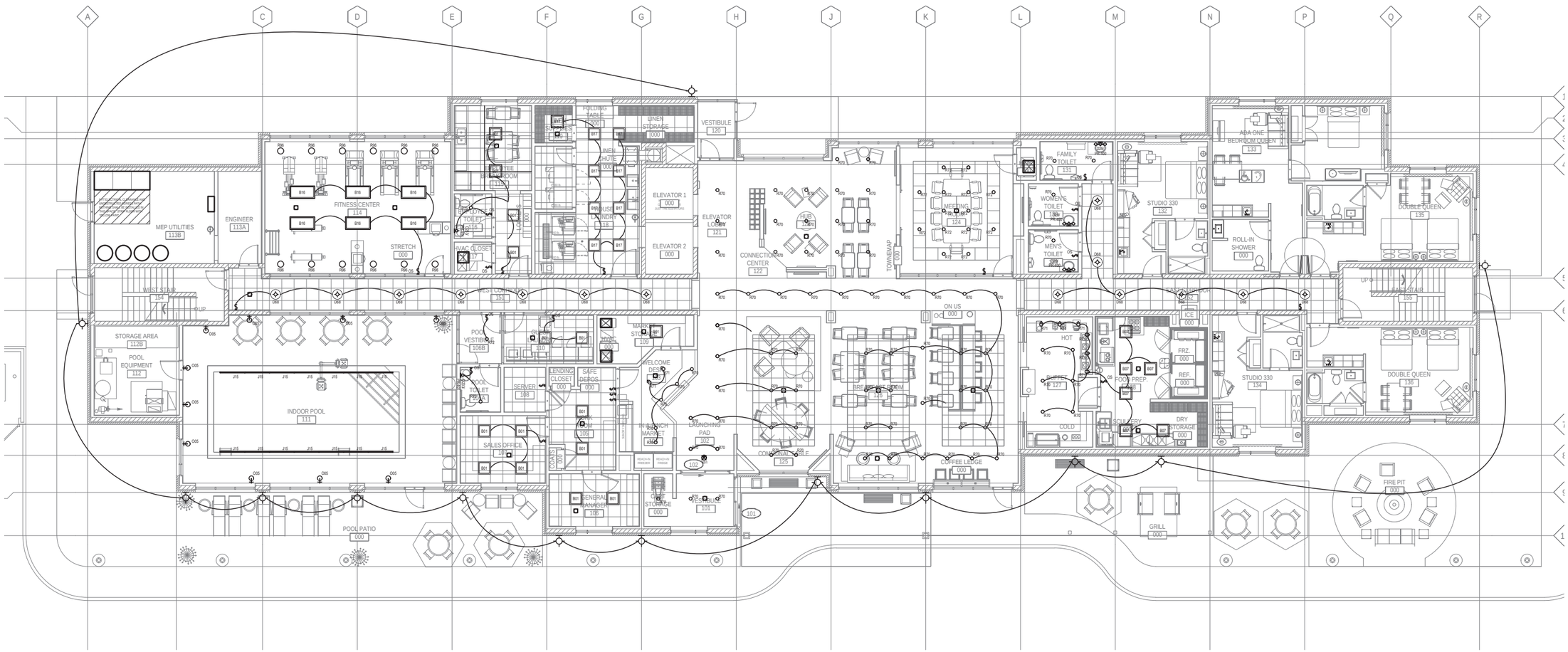

1ST FLOOR LIGHTING PLAN

SCALE: 1/8" = 1'0"

STATE OF KENTUCKY
MATTHEW L. PEDDICORD
PROFESSIONAL ENGINEER
NO. 32.32.32.

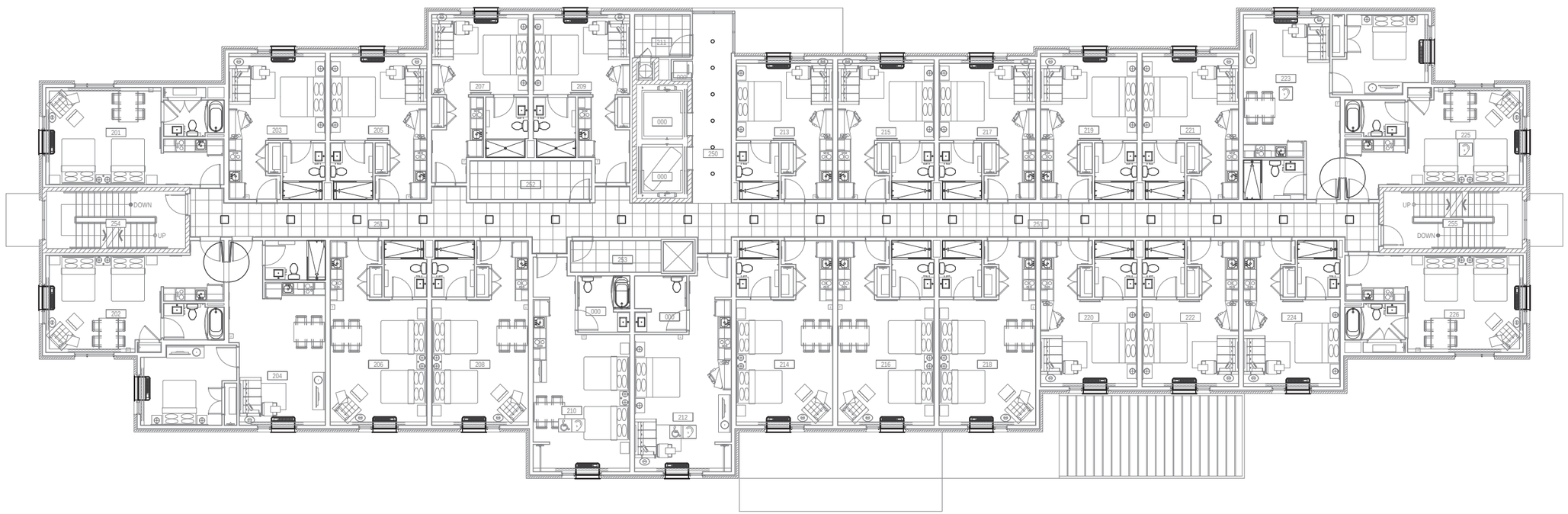

2ND FLOOR LIGHTING PLAN

SCALE: 1/8" = 1'0"

STATE OF OHIO
MATTHEW J. POLLEY
PROFESSIONAL ENGINEER

ISSUE / REVISION DATE:

06/29/2016	CLIENT REVIEW
07/28/2016	ART REVIEW
09/29/2016	MARRIOTT REVIEW
05/02/2017	DUBLIN ART REVIEW AND MARRIOTT 30% REVIEW
06/01/2017	DUBLIN COMMENTS
06/14/2017	DUBLIN ART REVIEW
07/10/2017	MARRIOTT RESPONSE
08/15/2017	DUBLIN FINAL SITE PLAN

AFA ENGINEERING, LLC
CONSULTING ENGINEERING
HVAC - PLUMBING - ELECTRICAL
700 VISTEL AGE DRIVE
LEXINGTON, KENTUCKY 40504
PHONE (859) 255-4437

A CUSTOM DESIGN FOR A NEW PROPOSED:

TOWNEPLACE SUITES

5135 UPPER METRO PLACE, DUBLIN, OHIO 43017, FRANKLIN COUNTY

MARRIOTT

2ND-4TH FLOOR HVAC PLAN

CITY OF DUBLIN

STEVEN M. ROBERTS, ARCHITECT
SITE DESIGN CONSULTANT
CINCINNATI, OHIO 45237
SteveRobertsArchitect@gmail.com
Phone: 513-226-7489

costandi ARCHITECTURE+PLANNING

Project No. TPSDUB

E1.2

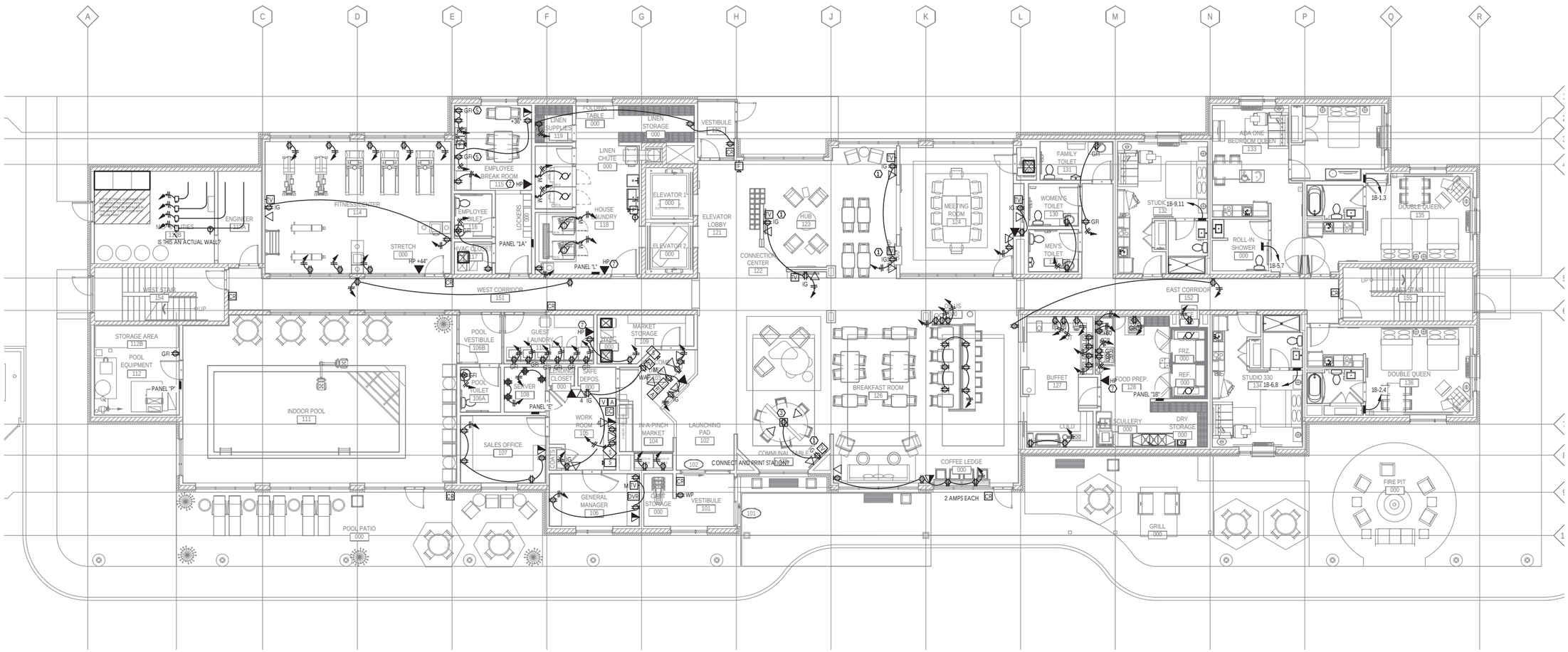

1ST FLOOR ELECTRICAL

SCALE: 1/8" = 1'0"

STATE OF OHIO
MATTHEW J. SCHNEIDER
E-73000
PROFESSIONAL ENGINEER

ISSUE / REVISION DATE:

06/29/2016	CLIENT REVIEW
07/28/2016	ART REVIEW
09/29/2016	MARRIOTT REVIEW
05/02/2017	DUBLIN ART REVIEW AND MARRIOTT 30% REVIEW
06/01/2017	DUBLIN COMMENTS
06/14/2017	DUBLIN ART REVIEW
07/10/2017	MARRIOTT RESPONSE
08/15/2017	DUBLIN FINAL SITE PLAN

AFA ENGINEERING, LLC
CONSULTING ENGINEERING
HVAC - PLUMBING - ELECTRICAL
700 VISTEL AGE DRIVE
LEXINGTON, KENTUCKY 40504
PHONE (859) 255-4437

A CUSTOM DESIGN FOR A NEW PROPOSED:

TOWNEPLACE SUITES

MARRIOTT

5155 UPPER METRO PLACE, DUBLIN, OHIO 43017, FRANKLIN COUNTY

FIRST FLOOR HVAC PLAN

CITY OF DUBLIN

STEVEN M. ROBERTS, ARCHITECT
SOLUTIONS INV. CORP.
CINCINNATI, OHIO 45237
SteveRobertsArchitect@gmail.com
Phone: 513-267-7489

studio costandi ARCHITECTURE + PLANNING

Project No. TPSDUB

E2.1

SHEET NOTES

1. PANEL "XA" & "XB" REFER TO PANELS 2A & 2B ON THE SECOND FLOOR, 3A & 3B ON THE 3RD FLOOR, ETC. REFER TO ELECTRICAL PANEL SCHEDULES AND RISER DIAGRAM FOR ADDITIONAL INFORMATION.

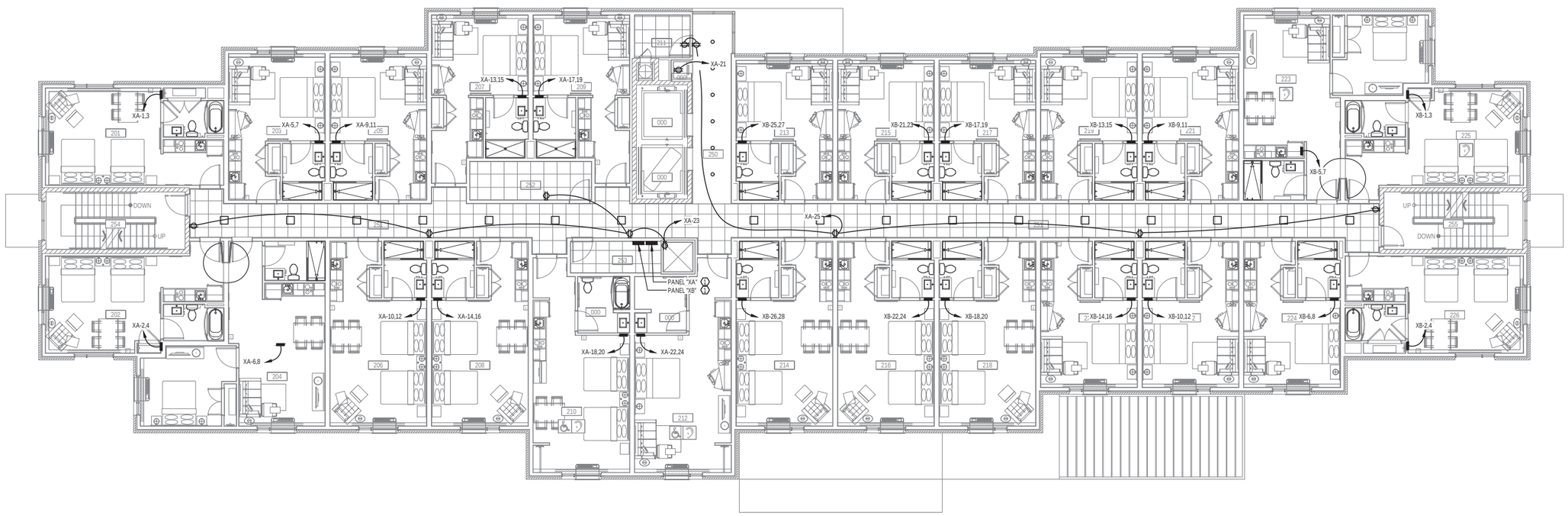

2ND FLOOR ELECTRICAL

SCALE: 1/8" = 1'0"

STATE OF OHIO
MATTHEW J. SCHNEIDER
PROFESSIONAL ENGINEER

ISSUE / REVISION DATE:

06/29/2016	CLIENT REVIEW
07/28/2016	ART REVIEW
09/29/2016	MARRIOTT REVIEW
05/02/2017	DUBLIN ART REVIEW AND MARRIOTT 30% REVIEW
06/01/2017	DUBLIN COMMENTS
06/14/2017	DUBLIN ART REVIEW
07/10/2017	MARRIOTT RESPONSE
08/15/2017	DUBLIN FINAL SITE PLAN

AFA ENGINEERING, LLC
CONSULTING ENGINEERING
HVAC - PLUMBING - ELECTRICAL
700 VISSETT LAKE DRIVE
LEXINGTON, KENTUCKY 40504
PHONE: (859) 255-4437

A CUSTOM DESIGN FOR A NEW PROPOSED:

TOWNEPLACE SUITES

5155 UPPER METRO PLACE, DUBLIN, OHIO 43017, FRANKLIN COUNTY

MARRIOTT

2ND-5TH FLOOR ELECTRICAL PLAN

CITY OF DUBLIN

STEVEN M. ROBERTS, ARCHITECT
5162 ELSTON COURT
CINCINNATI, OHIO 45237
SteveRobertsArchitect@gmail.com
Phone: 513-226-7489

costandi ARCHITECTURE + PLANNING

Project No. TPSDUB

E2.2

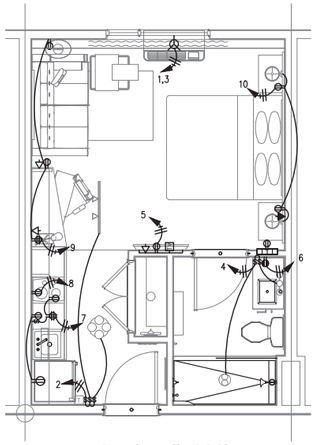

A3.1 (studio330)
STUDIO KING 306 SF
(with shower)

QTY. = 12: 213, 215, 217, 313, 315, 317
413, 415, 417, 513, 515, 517

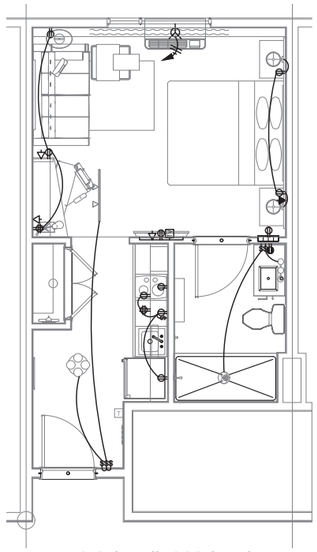

A3.2 (studio330-long)
STUDIO 333 SF
(with shower)

QTY. = 8: 207, 209, 307, 309, 407, 409, 501, 509

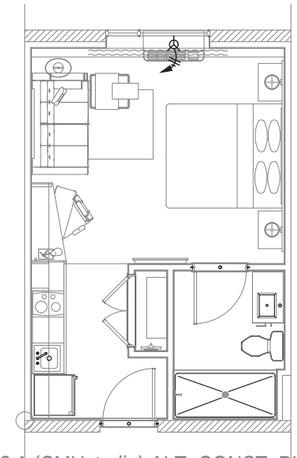

A3.1 (CMUstudio) ALT. CONST. PLAN
STUDIO KING 310 SF
(with shower)

QTY. = 2: 132, 134

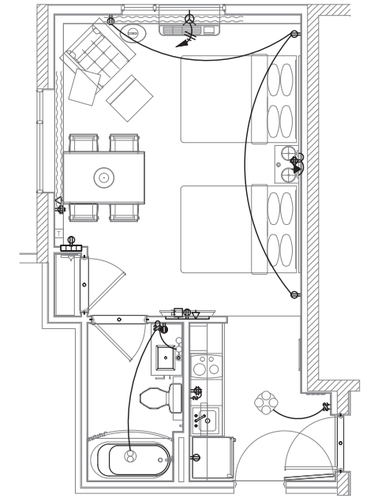

A3.7 (CMUdoublequeen) ALT. CONST. PLAN
CONNECTING DOUBLE QUEEN END
(WITH TUB)

QTY. = 1: 135

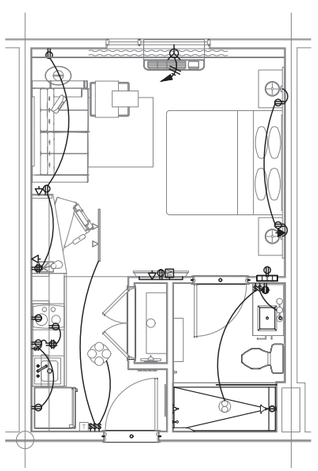

A3.3 (studio345)
STUDIO KING 321 SF
(with showers)

QTY. = 28: 203, 205, 219, 220, 221, 222, 224
303, 305, 319, 320, 321, 322, 324
403, 405, 419, 420, 421, 422, 424
503, 505, 519, 520, 521, 522, 524

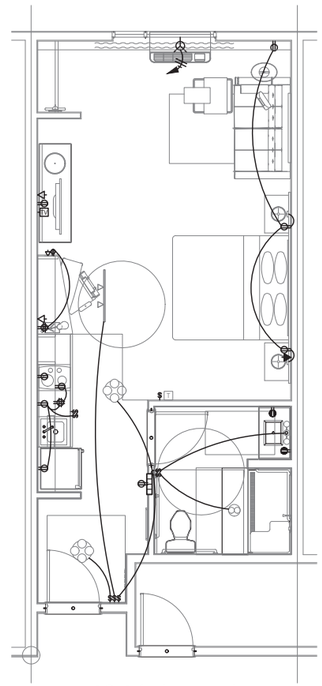

A3.4 (adarooms)
ACCESSIBLE STUDIO KING 444 SF

QTY. = 3: 212, 312, 412

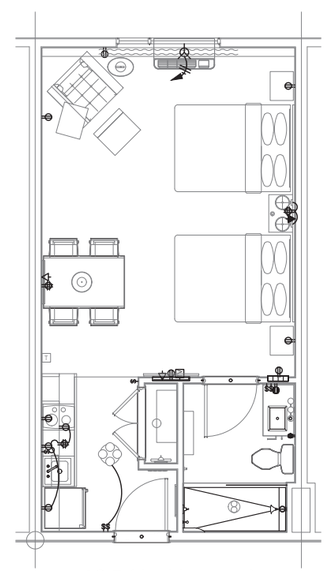

A3.5 (doublequeen)
DOUBLE QUEEN (CENTER) 406 SF
(SHOWERS)

QTY. = 20: 206, 208, 214, 216, 218
306, 308, 310, 316, 318
406, 408, 410, 416, 418

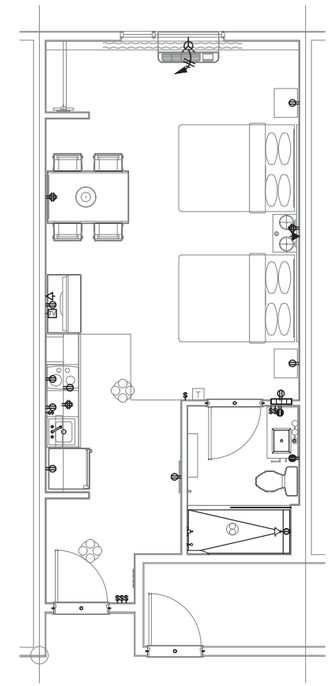

A3.6 (doublequeen-long)
DOUBLE QUEEN (CENTER) 444 SF
(TUBS)

QTY. = 2: 510, 512

STATE OF OHIO
MATTHEW J. RUDY
PROFESSIONAL ENGINEER
NOT FOR CONSTRUCTION

ISSUE / REVISION DATE:

06/29/2016	CLIENT REVIEW
07/28/2016	ART REVIEW
09/29/2016	MARRIOTT REVIEW
05/02/2017	DUBLIN ART REVIEW AND MARRIOTT 30% REVIEW
06/01/2017	DUBLIN COMMENTS
06/14/2017	DUBLIN ART REVIEW
07/10/2017	MARRIOTT RESPONSE
08/15/2017	DUBLIN FINAL SITE PLAN

AFA ENGINEERING, LLC
CONSULTING ENGINEERING
HVAC · PLUMBING · ELECTRICAL
1000 CENTER STREET, SUITE 100
LEXINGTON, KENTUCKY 40504
PHONE (859) 255-4437

A CUSTOM DESIGN FOR A NEW PROPOSED:
TOWNEPLACE SUITES
5155 UPPER METRO PLACE, DUBLIN, OHIO 43017, FRANKLIN COUNTY
MARRIOTT

CITY OF DUBLIN

STEVEN M. ROBERTS, ARCHITECT
5203 DESTINY COURT
CINCINNATI, OHIO 45237
SteveRobertsArchitect@gmail.com
Phone: 513-226-1489

principio
costandi ARCHITECTURE + PLANNING

Project No. TPSDUB

E5.1

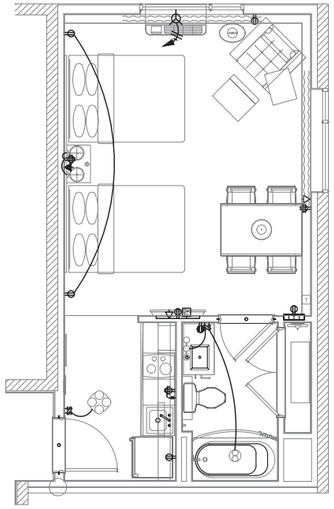

A3.7 (CMUdoublequeen) ALT. CONST. PLAN
DOUBLE QUEEN END
(WITH TUB)

QTY. = 1: 136

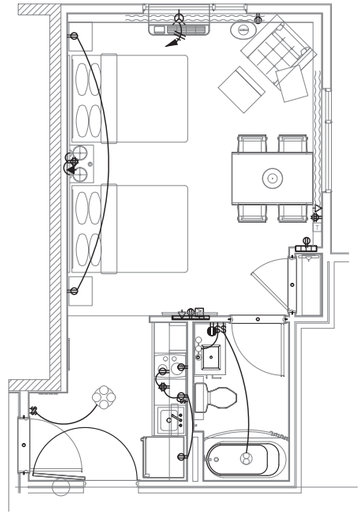

A3.7 (doublequeen2) ALT. CONST. PLAN
CONNECTING DOUBLE QUEEN (END) 387 SF
(WITH TUBS)

QTY. = 8: 202, 225, 302, 325, 402, 425, 502, 525

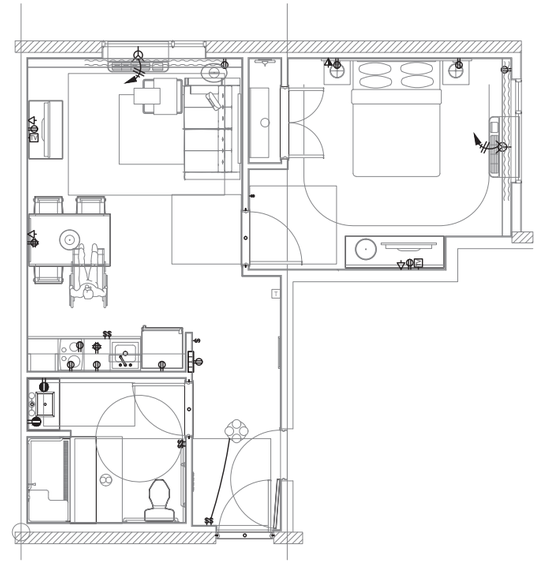

A3.10 (ADAonebedroom)
ADA ONE BEDROOM QUEEN 545 SF
(WITH ROLL-IN SHOWER)

QTY. = 1: 133

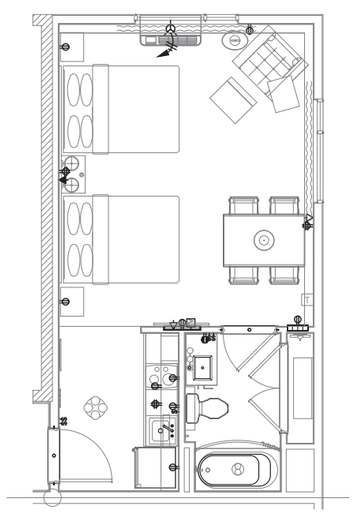

A3.7 (doublequeen2)
DOUBLE QUEEN (END) 393 SF
(WITH TUBS)

QTY. = 8: 201, 226, 301, 326, 401, 426, 501, 526

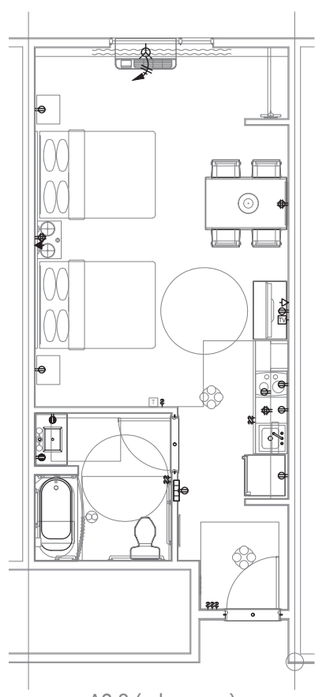

A3.8 (adarooms)
ADA DOUBLE QUEEN 444 SF

QTY. = 3: 210, 310, 410

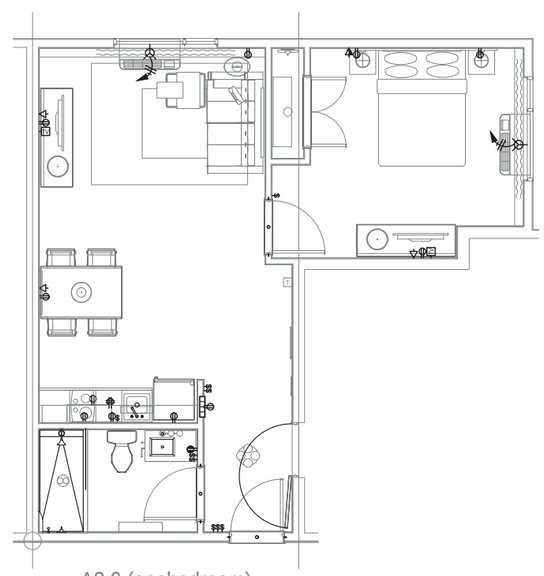

A3.9 (onebedroom)
ONE BEDROOM QUEEN 559 SF
(WITH SHOWERS)

QTY. = 8: 204, 223, 304, 323, 404, 423, 504, 523

STATE OF OHIO
MATTHEW J. RUDY
PROFESSIONAL ENGINEER
NOT FOR CONSTRUCTION

ISSUE / REVISION DATE:

06/29/2016	CLIENT REVIEW
07/28/2016	ART REVIEW
09/29/2016	MARRIOTT REVIEW
05/02/2017	DUBLIN ART REVIEW AND MARRIOTT 30% REVIEW
06/01/2017	DUBLIN COMMENTS
06/14/2017	DUBLIN ART REVIEW
07/10/2017	MARRIOTT RESPONSE
08/15/2017	DUBLIN FINAL SITE PLAN

AFA ENGINEERING, LLC
CONSULTING ENGINEERING
HVAC · PLUMBING · ELECTRICAL
1000 CENTER STREET, SUITE 100
LEXINGTON, KENTUCKY 40504
PHONE (859) 255-4437

A CUSTOM DESIGN FOR A NEW PROPOSED:

TOWNEPLACE SUITES

5155 UPPER METRO PLACE, DUBLIN, OHIO 43017, FRANKLIN COUNTY

MARRIOTT

CITY OF DUBLIN

STEVEN M. ROBERTS, ARCHITECT
5203 DESTINY COURT
CINCINNATI, OHIO 45237
SteveRobertsArchitect@gmail.com
Phone: 513-226-1489

costandi ARCHITECTURE + PLANNING

Project No. TPSDUB

E5.2

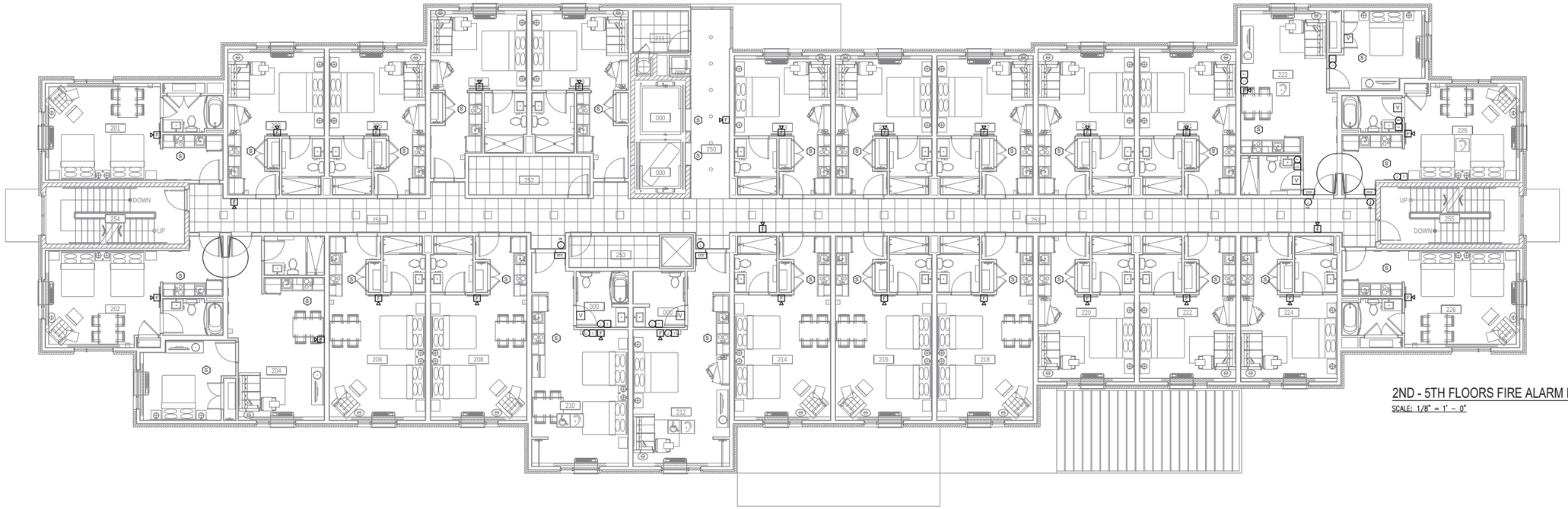

2ND - 5TH FLOORS FIRE ALARM PLAN

SCALE: 1/8" = 1' – 0"

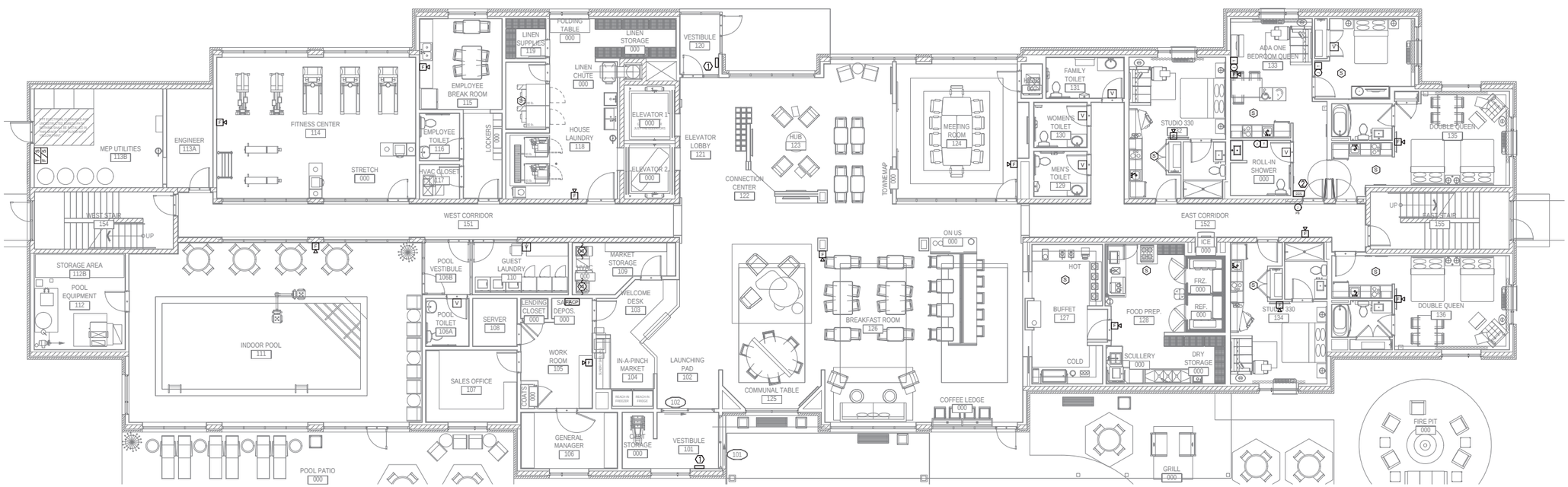

FIRST FLOOR FIRE ALARM PLAN

SCALE: 1/8" = 1' – 0"

SHEET NOTES:

1. FIRE ALARM ANNUNCIATOR.
2. LOCATE DOORBELL DISABLE SWITCH NEXT TO WELCOME LIGHT SWITCH – DO NOT GANG BOX. PROVIDE SEPARATE LABELED COVER PLATE (TYPICAL).

FIRE ALARM LEGEND

V	VISUAL STROBE - ADA COMPLIANT
F	FIRE ALARM SYSTEM MANUAL PULL STATION
F	FIRE ALARM SYSTEM ALARM HORN AND ADA COMPLIANT STROBE LIGHT
S	SMOKE DETECTOR: CEILING MOUNTED
S	SMOKE DETECTOR: WALL MOUNTED
S	SMOKE DETECTOR: DUCT TYPE
S/D	SMOKE / FIRE DAMPER (BY OTHERS)
H	HEAT DETECTOR
F/S	FLOW SWITCH
T/S	TAMPER SWITCH

DEVICES FOR THE HEARING IMPAIRED

SYMBOL	DEVICE	NOTES
	BUTTON FOR DOOR SIGNAL	OUTSIDE DOOR ON STRIKE SIDE, +46" AFF TO ℄ FACTORY LABEL ON COVER PLATE
	2-GANG BOX W/ TRANSFORMER FOR DOOR BELL	MOUNT TRANSFORMER IN SOFFIT OR CABINET AND PROVIDE ACCESS
	DOORBELL DISABLE SWITCH	WALL BEHIND ENTRY DOOR, NEAR LIGHT SWITCH "DOORBELL DISABLE SWITCH" PLAQUE
	SMOKE STROBE, REMOTE	COMPATIBLE WITH SMOKE DETECTOR, BATHROOM +80" AFF "SMOKE" LABEL INTEGRAL TO DEVICE

STATE OF OHIO
MATTHEW J. FOLEY
PROFESSIONAL ENGINEER
NO. 75000

ISSUE / REVISION DATE:

06/29/2016	CLIENT REVIEW
07/28/2016	ART REVIEW
09/29/2016	MARRIOTT REVIEW
05/02/2017	DUBLIN ART REVIEW AND MARRIOTT 30% REVIEW
06/01/2017	DUBLIN COMMENTS
06/14/2017	DUBLIN ART REVIEW
07/10/2017	MARRIOTT RESPONSE
08/15/2017	DUBLIN FINAL SITE PLAN

AFA ENGINEERING, LLC
CONSULTING ENGINEERING
HVAC - PLUMBING - ELECTRICAL
705 VISTEL AGE DRIVE
LEXINGTON, KENTUCKY 40504
PHONE: (859) 255-4437

A CUSTOM DESIGN FOR A NEW PROPOSED:

TOWNEPLACE SUITES BY MARRIOTT

5155 UPPER METRO PLACE, DUBLIN, OHIO 43017, FRANKLIN COUNTY

FIRE ALARM FLOOR PLANS

CITY OF DUBLIN

STEVEN M. ROBERTS, ARCHITECT
SIED DESIGN CONSULT
CINCINNATI, OHIO 45237
SteveRobertsArchitect@gmail.com
Phone: 513-226-7489

studio costandi ARCHITECTURE+PLANNING

Project No. TPSDUB

E7.1

PANEL MDP

PANEL HP-1A

PANEL HP-1B

PANEL HP-E

PANEL HP-1P

PANEL HP-K

PANEL HP-2A

VOLTAGE: 120/208 PHASE: 3Ø WIRE: 4 MAINS: 400 MAIN CKT BRKR: MLO
TYPE: SQUARE D, NQOD MOUNT: SURFACE LOCATION: 2ND FLOOR AIC: 22,000

CKT#	CB / POLE	WIRE SIZE	LOAD SERVED	KVA	LOAD A	LOAD B	LOAD C	KVA	LOAD SERVED	WIRE SIZE	CB / POLE	CKT#
1	60		GUESTROOM - DOUBLE QUEEN	5.0	10.0			5.0	GUESTROOM - DOUBLE QUEEN		60	2
3				5.0		10.0		5.0				4
5	60		GUESTROOM - STUDIO 345	5.0			10.0	5.0	GUESTROOM - ONE BED QUEEN		100	6
7				5.0	10.0			5.0				8
9	60		GUESTROOM - STUDIO 345	5.0		10.0		5.0	GUESTROOM - DOUBLE QUEEN		60	10
11				5.0			10.0	5.0				12
13	60		GUESTROOM - STUDIO 330	5.0	10.0			5.0	GUESTROOM - DOUBLE QUEEN		60	14
15				5.0		10.0		5.0				16
17	60		GUESTROOM - STUDIO 330	5.0			10.0	5.0	GUESTROOM - ACC. QUEEN		60	18
19				5.0	10.0			5.0				20
21	20		RECEP. - ICE MACHINE	5.0		10.0		5.0	GUESTROOM - ACC. STUDIO		60	22
23	20		RECEP. - CORRIDOR	5.0			10.0	5.0				24
25	20		RECEP. - CORRIDOR	0	1.0							26
27	20		LIGHTS	0		0						28
29												30
31												32
33												34
35												36
37												38
39												40
41												42
					41.0	40.0	40.0					

TOTAL CONNECTED 121.0 KVA

PANEL HP-2B

VOLTAGE: 120/208 PHASE: 3Ø WIRE: 4 MAINS: 400 MAIN CKT BRKR: MLO
TYPE: SQUARE D, NQOD MOUNT: SURFACE LOCATION: 2ND FLOOR AIC: 22,000

CKT#	CB / POLE	WIRE SIZE	LOAD SERVED	KVA	LOAD A	LOAD B	LOAD C	KVA	LOAD SERVED	WIRE SIZE	CB / POLE	CKT#
1	60		GUESTROOM - DOUBLE QUEEN	5.0	10.0			5.0	GUESTROOM - DOUBLE QUEEN		60	2
3				5.0		10.0		5.0				4
5	100		GUESTROOM - ONE BED QUEEN	5.0			10.0	5.0	GUESTROOM - STUDIO 345		60	6
7				5.0	10.0			5.0				8
9	60		GUESTROOM - STUDIO 345	5.0		10.0		5.0	GUESTROOM - STUDIO 345		60	10
11				5.0			10.0	5.0				12
13	60		GUESTROOM - STUDIO 345	5.0	10.0			5.0	GUESTROOM - STUDIO 345		60	14
15				5.0		10.0		5.0				16
17	60		GUESTROOM - STUDIO 330	5.0			10.0	5.0	GUESTROOM - DOUBLE QUEEN		60	18
19				5.0	10.0			5.0				20
21	60		GUESTROOM - STUDIO 330	5.0		6.2		5.0	GUESTROOM - DOUBLE QUEEN		60	22
23				5.0			5.2	5.0				24
25	60		GUESTROOM - STUDIO 330	0	1.0			5.0	GUESTROOM - DOUBLE QUEEN		60	26
27				0		0		5.0				28
29												30
31												32
33												34
35												36
37												38
39												40
41												42
					41.0	36.2	35.2					

TOTAL CONNECTED 112.4 KVA

PANEL HP-3A

VOLTAGE: 120/208 PHASE: 3Ø WIRE: 4 MAINS: 400 MAIN CKT BRKR: MLO
TYPE: SQUARE D, NQOD MOUNT: SURFACE LOCATION: 2ND FLOOR AIC: 22,000

CKT#	CB / POLE	WIRE SIZE	LOAD SERVED	KVA	LOAD A	LOAD B	LOAD C	KVA	LOAD SERVED	WIRE SIZE	CB / POLE	CKT#
1	60		GUESTROOM - DOUBLE QUEEN	5.0	10.0			5.0	GUESTROOM - DOUBLE QUEEN		60	2
3				5.0		10.0		5.0				4
5	60		GUESTROOM - STUDIO 345	5.0			10.0	5.0	GUESTROOM - ONE BED QUEEN		100	6
7				5.0	10.0			5.0				8
9	60		GUESTROOM - STUDIO 345	5.0		10.0		5.0	GUESTROOM - DOUBLE QUEEN		60	10
11				5.0			10.0	5.0				12
13	60		GUESTROOM - STUDIO 330	5.0	10.0			5.0	GUESTROOM - DOUBLE QUEEN		60	14
15				5.0		10.0		5.0				16
17	60		GUESTROOM - STUDIO 330	5.0			10.0	5.0	GUESTROOM - ACC. QUEEN		60	18
19				5.0	10.0			5.0				20
21	20		RECEP. - ICE MACHINE	5.0		10.0		5.0	GUESTROOM - ACC. STUDIO		60	22
23	20		RECEP. - CORRIDOR	5.0			10.0	5.0				24
25	20		RECEP. - CORRIDOR	0	1.0							26
27	20		LIGHTS	0		0						28
29												30
31												32
33												34
35												36
37												38
39												40
41												42
					41.0	40.0	40.0					

TOTAL CONNECTED 121.0 KVA

PANEL HP-3B

VOLTAGE: 120/208 PHASE: 3Ø WIRE: 4 MAINS: 400 MAIN CKT BRKR: MLO
TYPE: SQUARE D, NQOD MOUNT: SURFACE LOCATION: 2ND FLOOR AIC: 22,000

CKT#	CB / POLE	WIRE SIZE	LOAD SERVED	KVA	LOAD A	LOAD B	LOAD C	KVA	LOAD SERVED	WIRE SIZE	CB / POLE	CKT#
1	60		GUESTROOM - DOUBLE QUEEN	5.0	10.0			5.0	GUESTROOM - DOUBLE QUEEN		60	2
3				5.0		10.0		5.0				4
5	100		GUESTROOM - ONE BED QUEEN	5.0			10.0	5.0	GUESTROOM - STUDIO 345		60	6
7				5.0	10.0			5.0				8
9	60		GUESTROOM - STUDIO 345	5.0		10.0		5.0	GUESTROOM - STUDIO 345		60	10
11				5.0			10.0	5.0				12
13	60		GUESTROOM - STUDIO 345	5.0	10.0			5.0	GUESTROOM - STUDIO 345		60	14
15				5.0		10.0		5.0				16
17	60		GUESTROOM - STUDIO 330	5.0			10.0	5.0	GUESTROOM - DOUBLE QUEEN		60	18
19				5.0	10.0			5.0				20
21	60		GUESTROOM - STUDIO 330	5.0		6.2		5.0	GUESTROOM - DOUBLE QUEEN		60	22
23				5.0			5.2	5.0				24
25	60		GUESTROOM - STUDIO 330	0	1.0			5.0	GUESTROOM - DOUBLE QUEEN		60	26
27				0		0		5.0				28
29												30
31												32
33												34
35												36
37												38
39												40
41												42
					41.0	36.2	35.2					

TOTAL CONNECTED 112.4 KVA

PANEL HP-4A

VOLTAGE: 120/208 PHASE: 3Ø WIRE: 4 MAINS: 400 MAIN CKT BRKR: MLO
TYPE: SQUARE D, NQOD MOUNT: SURFACE LOCATION: 2ND FLOOR AIC: 22,000

CKT#	CB / POLE	WIRE SIZE	LOAD SERVED	KVA	LOAD A	LOAD B	LOAD C	KVA	LOAD SERVED	WIRE SIZE	CB / POLE	CKT#
1	60		GUESTROOM - DOUBLE QUEEN	5.0	10.0			5.0	GUESTROOM - DOUBLE QUEEN		60	2
3				5.0		10.0		5.0				4
5	60		GUESTROOM - STUDIO 345	5.0			10.0	5.0	GUESTROOM - ONE BED QUEEN		100	6
7				5.0	10.0			5.0				8
9	60		GUESTROOM - STUDIO 345	5.0		10.0		5.0	GUESTROOM - DOUBLE QUEEN		60	10
11				5.0			10.0	5.0				12
13	60		GUESTROOM - STUDIO 330	5.0	10.0			5.0	GUESTROOM - DOUBLE QUEEN		60	14
15				5.0		10.0		5.0				16
17	60		GUESTROOM - STUDIO 330	5.0			10.0	5.0	GUESTROOM - ACC. QUEEN		60	18
19				5.0	10.0			5.0				20
21	20		RECEP. - ICE MACHINE	5.0		10.0		5.0	GUESTROOM - ACC. STUDIO		60	22
23	20		RECEP. - CORRIDOR	5.0			10.0	5.0				24
25	20		RECEP. - CORRIDOR	0	1.0							26
27	20		LIGHTS	0		0						28
29												30
31												32
33												34
35												36
37												38
39												40
41												42
					41.0	40.0	40.0					

TOTAL CONNECTED 121.0 KVA

PANEL HP-4B

VOLTAGE: 120/208 PHASE: 3Ø WIRE: 4 MAINS: 400 MAIN CKT BRKR: MLO
TYPE: SQUARE D, NQOD MOUNT: SURFACE LOCATION: 2ND FLOOR AIC: 22,000

CKT#	CB / POLE	WIRE SIZE	LOAD SERVED	KVA	LOAD A	LOAD B	LOAD C	KVA	LOAD SERVED	WIRE SIZE	CB / POLE	CKT#
1	60		GUESTROOM - DOUBLE QUEEN	5.0	10.0			5.0	GUESTROOM - DOUBLE QUEEN		60	2
3				5.0		10.0		5.0				4
5	100		GUESTROOM - ONE BED QUEEN	5.0			10.0	5.0	GUESTROOM - STUDIO 345		60	6
7				5.0	10.0			5.0				8
9	60		GUESTROOM - STUDIO 345	5.0		10.0		5.0	GUESTROOM - STUDIO 345		60	10
11				5.0			10.0	5.0				12
13	60		GUESTROOM - STUDIO 345	5.0	10.0			5.0	GUESTROOM - STUDIO 345		60	14
15				5.0		10.0		5.0				16
17	60		GUESTROOM - STUDIO 330	5.0			10.0	5.0	GUESTROOM - DOUBLE QUEEN		60	18
19				5.0	10.0			5.0				20
21	60		GUESTROOM - STUDIO 330	5.0		6.2		5.0	GUESTROOM - DOUBLE QUEEN		60	22
23				5.0			5.2	5.0				24
25	60		GUESTROOM - STUDIO 330	0	1.0			5.0	GUESTROOM - DOUBLE QUEEN		60	26
27				0		0		5.0				28
29												30
31												32
33												34
35												36
37												38
39												40
41												42
					41.0	36.2	35.2					

TOTAL CONNECTED 112.4 KVA

PANEL HP-5A

VOLTAGE: 120/208 PHASE: 3Ø WIRE: 4 MAINS: 400 MAIN CKT BRKR: MLO
TYPE: SQUARE D, NQOD MOUNT: SURFACE LOCATION: 2ND FLOOR AIC: 22,000

CKT#	CB / POLE	WIRE SIZE	LOAD SERVED	KVA	LOAD A	LOAD B	LOAD C	KVA	LOAD SERVED	WIRE SIZE	CB / POLE	CKT#
1	60		GUESTROOM - DOUBLE QUEEN	5.0	10.0			5.0	GUESTROOM - DOUBLE QUEEN		60	2
3				5.0		10.0		5.0				4
5	60		GUESTROOM - STUDIO 345	5.0			10.0	5.0	GUESTROOM - ONE BED QUEEN		100	6
7				5.0	10.0			5.0				8
9	60		GUESTROOM - STUDIO 345	5.0		10.0		5.0	GUESTROOM - DOUBLE QUEEN		60	10
11				5.0			10.0	5.0				12
13	60		GUESTROOM - STUDIO 330	5.0	10.0			5.0	GUESTROOM - DOUBLE QUEEN		60	14
15				5.0		10.0		5.0				16
17	60		GUESTROOM - STUDIO 330	5.0			10.0	5.0	GUESTROOM - ACC. QUEEN		60	18
19				5.0	10.0			5.0				20
21	20		RECEP. - ICE MACHINE	5.0		10.0		5.0	GUESTROOM - ACC. STUDIO		60	22
23	20		RECEP. - CORRIDOR	5.0			10.0	5.0				24
25	20		RECEP. - CORRIDOR	0	1.0							26
27	20		LIGHTS	0		0						28
29												30
31												32
33												34
35												36
37												38
39												40
41												42
					41.0	40.0	40.0					

TOTAL CONNECTED 121.0 KVA

PANEL HP-5B

VOLTAGE: 120/208 PHASE: 3Ø WIRE: 4 MAINS: 400 MAIN CKT BRKR: MLO
TYPE: SQUARE D, NQOD MOUNT: SURFACE LOCATION: 2ND FLOOR AIC: 22,000

CKT#	CB / POLE	WIRE SIZE	LOAD SERVED	KVA	LOAD A	LOAD B	LOAD C	KVA	LOAD SERVED	WIRE SIZE	CB / POLE	CKT#
1	60		GUESTROOM - DOUBLE QUEEN	5.0	10.0			5.0	GUESTROOM - DOUBLE QUEEN		60	2
3				5.0		10.0		5.0				4
5	100		GUESTROOM - ONE BED QUEEN	5.0			10.0	5.0	GUESTROOM - STUDIO 345		60	6
7				5.0	10.0			5.0				8
9	60		GUESTROOM - STUDIO 345	5.0		10.0		5.0	GUESTROOM - STUDIO 345		60	10
11				5.0			10.0	5.0				12
13	60		GUESTROOM - STUDIO 345	5.0	10.0			5.0	GUESTROOM - STUDIO 345		60	14
15				5.0		10.0		5.0				16
17	60		GUESTROOM - STUDIO 330	5.0			10.0	5.0	GUESTROOM - DOUBLE QUEEN		60	18
19				5.0	10.0			5.0				20
21	60		GUESTROOM - STUDIO 330	5.0		6.2		5.0	GUESTROOM - DOUBLE QUEEN		60	22
23				5.0			5.2	5.0				24
25	60		GUESTROOM - STUDIO 330	0	1.0			5.0	GUESTROOM - DOUBLE QUEEN		60	26
27				0		0		5.0				28
29												30
31												32
33												34
35												36
37												38
39												40
41												42
					41.0	36.2	35.2					

TOTAL CONNECTED 112.4 KVA

STATE OF OHIO
MATTHEW J. FOX
PROFESSIONAL ENGINEER

ISSUE / REVISION DATE:

06/29/2016	CLIENT REVIEW
07/28/2016	ART REVIEW
09/29/2016	MARRIOTT REVIEW
05/02/2017	DUBLIN ART REVIEW AND MARRIOTT 30% REVIEW
06/01/2017	DUBLIN COMMENTS
06/14/2017	DUBLIN ART REVIEW
07/10/2017	MARRIOTT RESPONSE
08/15/2017	DUBLIN FINAL SITE PLAN

AFA ENGINEERING, LLC
CONSULTING ENGINEERING
HVAC - PLUMBING - ELECTRICAL
705 VISTEL AGE DRIVE
LEWIS CENTER, OHIO 43035
PHONE: (800) 255-4437

A CUSTOM DESIGN FOR A NEW PROPOSED:

TOWNEPLACE SUITES MARRIOTT

5155 UPPER METRO PLACE, DUBLIN, OHIO 43017, FRANKLIN COUNTY

2ND-5TH FLOOR ELECTRICAL PLAN

CITY OF DUBLIN

STEVEN M. ROBERTS, ARCHITECT
5183 DESTINY WEST CT.
CINCINNATI, OHIO 45237
SteveRobertsArchitect@gmail.com
Phone: 513-26-7489

studio costandi ARCHITECTURE + PLANNING

Project No. TPSDUB

E8.1

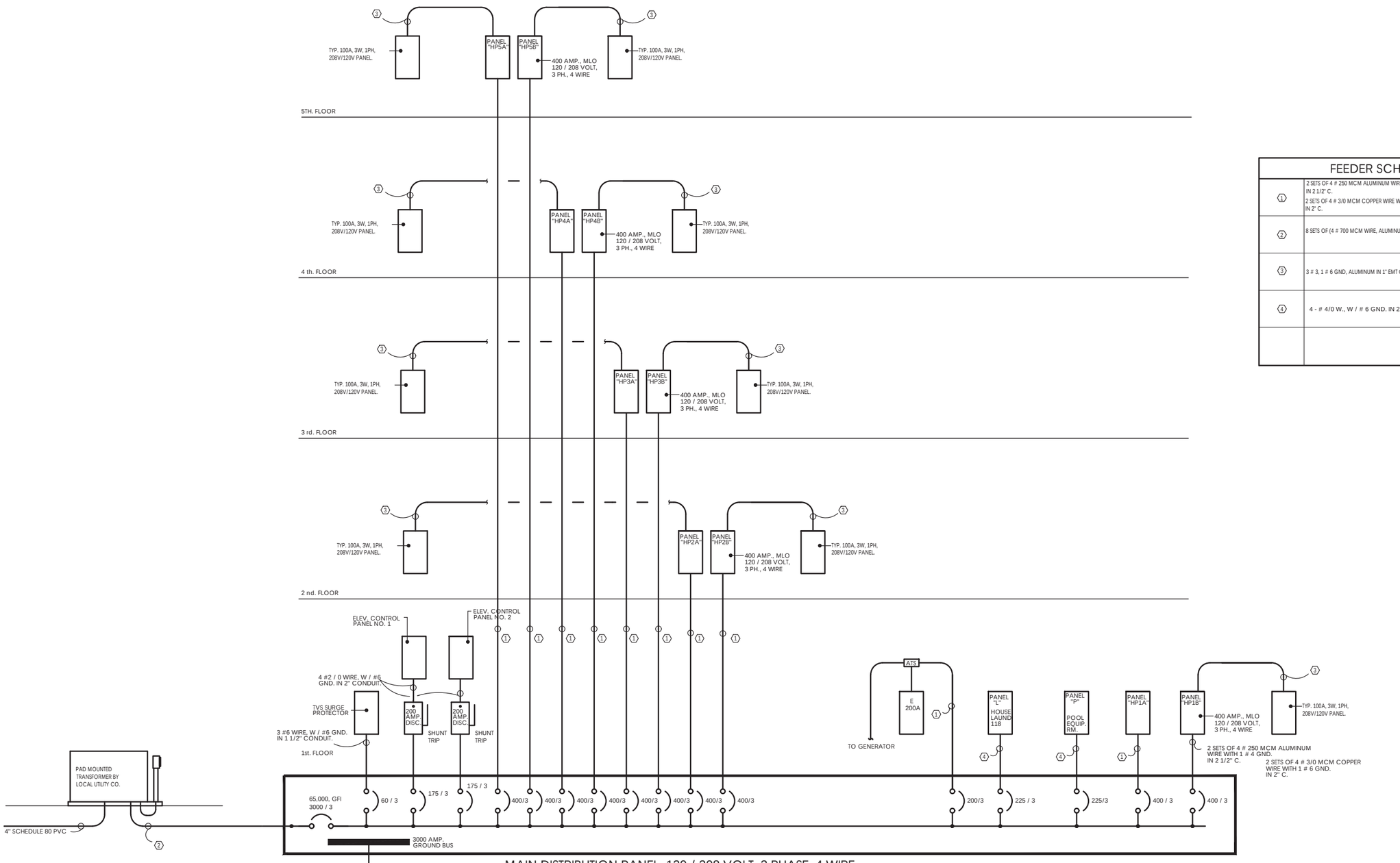

MAIN DISTRIBUTION PANEL 120 / 208 VOLT, 3 PHASE, 4 WIRE

GENERATOR WIRING DETAIL

FEEDER SCHEDULE

1	2 SETS OF 4 # 250 MCM ALUMINUM WIRE WITH 1 # 4 GND. IN 2 1/2" C. 2 SETS OF 4 # 3/0 MCM COPPER WIRE WITH 1 # 6 GND. IN 2" C.
2	8 SETS OF (4 # 700 MCM WIRE, ALUMINUM WITH 1 # 3/0 MCM GROUND, ALUMINUM IN 4" CONDUIT)
3	3 # 3, 1 # 6 GND, ALUMINUM IN 1" EMT OR MC
4	4 - # 4/0 W., W / # 6 GND. IN 2 1/2" C.

STATE OF OHIO
MATTHEW J. SCHNEIDER
E-73000
REGISTERED
PROFESSIONAL ENGINEER
NOT FOR CONSTRUCTION

ISSUE / REVISION DATE:

06/29/2016	CLIENT REVIEW
07/28/2016	ART REVIEW
09/29/2016	MARRIOTT REVIEW
05/02/2017	DUBLIN ART REVIEW AND MARRIOTT 30% REVIEW
06/01/2017	DUBLIN COMMENTS
06/14/2017	DUBLIN ART REVIEW
07/10/2017	MARRIOTT RESPONSE
08/15/2017	DUBLIN FINAL SITE PLAN

AFA ENGINEERING, LLC
CONSULTING ENGINEERING
HVAC - PLUMBING - ELECTRICAL
705 VISTEL AGE DRIVE
LEXINGTON, KY 40504
PHONE (859) 255-4437

A CUSTOM DESIGN FOR A NEW PROPOSED:

TOWNEPLACE SUITES MARRIOTT

5155 UPPER METRO PLACE, DUBLIN, OHIO 43017, FRANKLIN COUNTY

ELECTRICAL RISER DIAGRAM

CITY OF DUBLIN

STEVEN M. ROBERTS, ARCHITECT
5963 EASTWIND COURT
CINCINNATI, OHIO 45237
SteveRobertsArchitect@gmail.com
Phone: 513-226-7489

costandi ARCHITECTURE + PLANNING

Project No. TPSDUB

E9.1

SHEET NOTES

1. Not Used.
2. Not Used.
3. Route 8" dryer vents to exterior wall & install manufacturer's provided wall cap.
4. Provide intake louver for dryer makeup air. Provide louver with combination motorized damper. Wire damper to open when dryers are running.
5. Dryer make-up air duct. Insulate duct with R-8 fiberglass ductwrap. Use sprayfoam to seal weather tight connections at louver and penetration of wall into dryer area.
6. Provide pool condensing unit in this location. Coordinate with landscaping plan. Sleeve piping down low through wall into pool equipment room.
7. Electrical clearances. Do not install any equipment in this area.

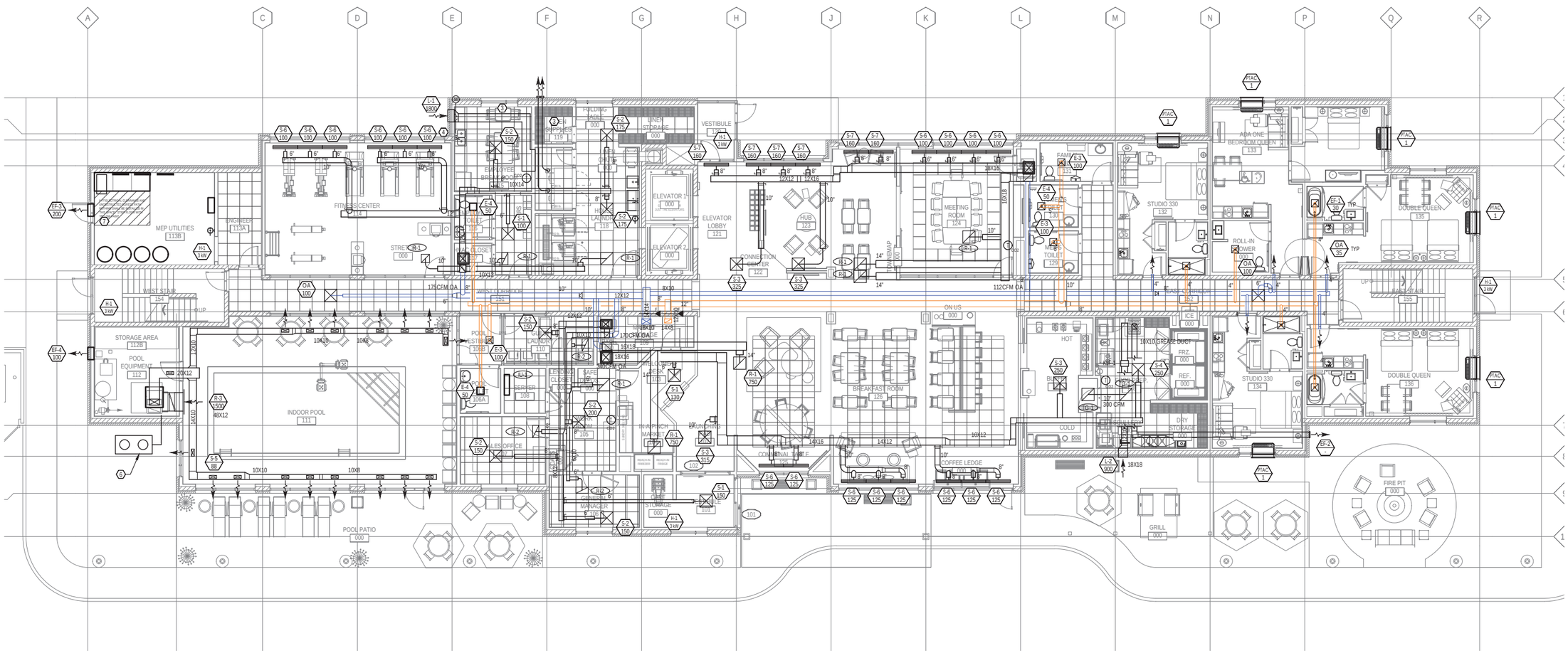

FIRST FLOOR HVAC PLAN

SCALE: 1/8" = 1'0"

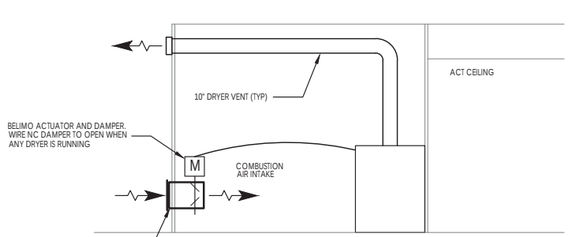

DRYER VENT DETAIL

SCALE: N.T.S.

STATE OF OHIO
MATTHEW J. ROBERTS
PROFESSIONAL ENGINEER

ISSUE / REVISION DATE:

06/29/2016	CLIENT REVIEW
07/28/2016	ART REVIEW
09/29/2016	MARRIOTT REVIEW
05/02/2017	DUBLIN ART REVIEW AND MARRIOTT 30% REVIEW
06/01/2017	DUBLIN COMMENTS
06/14/2017	DUBLIN ART REVIEW
07/10/2017	MARRIOTT RESPONSE
08/15/2017	DUBLIN FINAL SITE PLAN

AFA ENGINEERING, LLC
CONSULTING ENGINEERING
HVAC - PLUMBING - ELECTRICAL
700 VISTEL AGE DRIVE
LEXINGTON, KENTUCKY 40504
PHONE (859) 255-4437

A CUSTOM DESIGN FOR A NEW PROPOSED:

TOWNEPLACE SUITES BY MARRIOTT

5155 UPPER METRO PLACE, DUBLIN, OHIO 43017, FRANKLIN COUNTY

FIRST FLOOR HVAC PLAN

CITY OF DUBLIN

STEVEN M. ROBERTS, ARCHITECT
5953 BESTINY COURT
CINCINNATI, OHIO 45237
SteveRobertsArchitect@gmail.com
Phone: 513-226-7489

studio costandi ARCHITECTURE + PLANNING

Project No. TPSDUB

M1.1

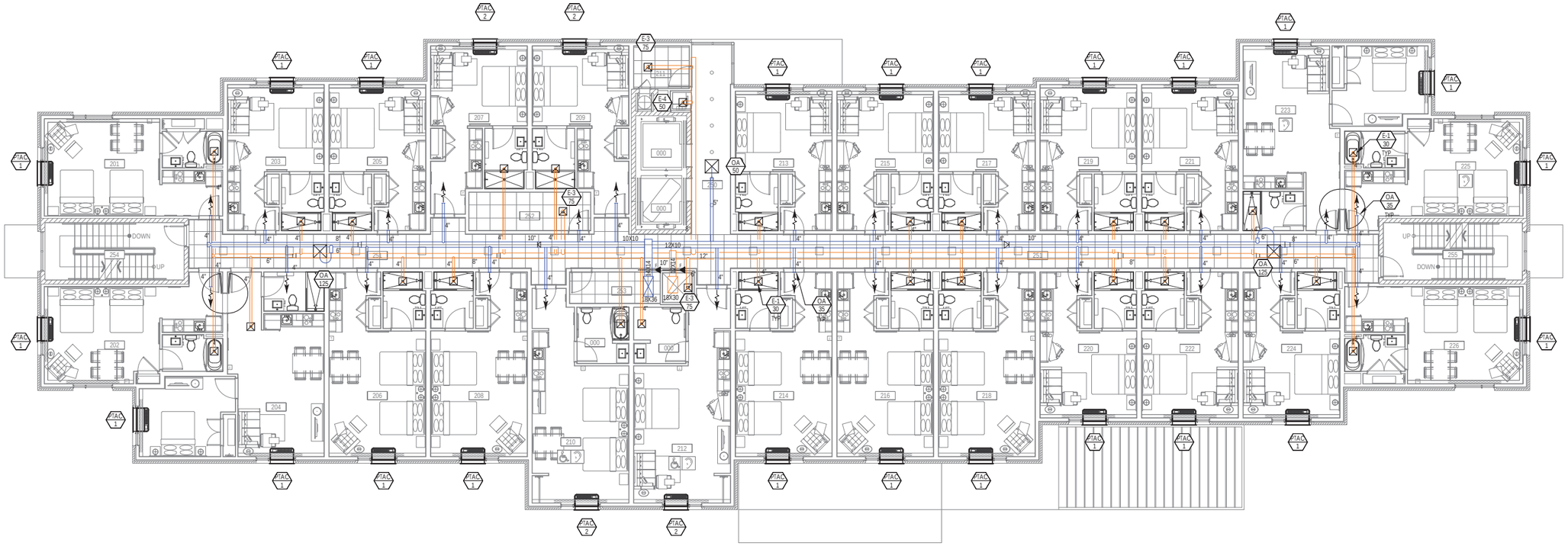

2ND FLOOR HVAC PLAN

SCALE: 1/8" = 1'0"

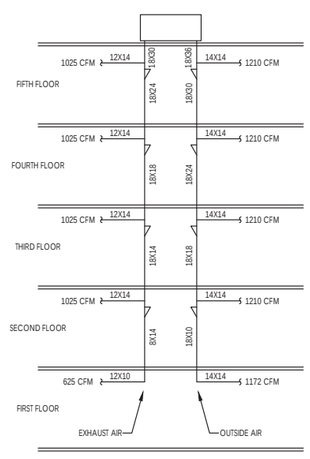

STATE OF OHIO
MATTHEW J. SCHNEIDER
PROFESSIONAL ENGINEER
NO. 75000

ISSUE / REVISION DATE:

06/29/2016	CLIENT REVIEW
07/28/2016	ART REVIEW
09/29/2016	MARRIOTT REVIEW
05/02/2017	DUBLIN ART REVIEW AND MARRIOTT 30% REVIEW
06/01/2017	DUBLIN COMMENTS
06/14/2017	DUBLIN ART REVIEW
07/10/2017	MARRIOTT RESPONSE
08/15/2017	DUBLIN FINAL SITE PLAN

AFA ENGINEERING, LLC
CONSULTING ENGINEERING
HVAC - PLUMBING - ELECTRICAL
700 VISTEL AGE DRIVE
LEXINGTON, KENTUCKY 40504
PHONE: (859) 255-4437

A CUSTOM DESIGN FOR A NEW PROPOSED:

TOWNEPLACE SUITES

MARRIOTT

5155 UPPER METRO PLACE, DUBLIN, OHIO 43017, FRANKLIN COUNTY

2ND-4TH FLOOR HVAC PLAN

CITY OF DUBLIN

STEVEN M. ROBERTS, ARCHITECT
5983 ELSETTING COURT
CINCINNATI, OHIO 45237
SteveRobertsArchitect@gmail.com
Phone: 513-226-7489

studio costandi ARCHITECTURE + PLANNING

Project No. TPSDUB

M1.2

SHEET NOTES

1. Walk-in Freezer/Cooler Condensing Units. Coordinate size & location with concrete pad.

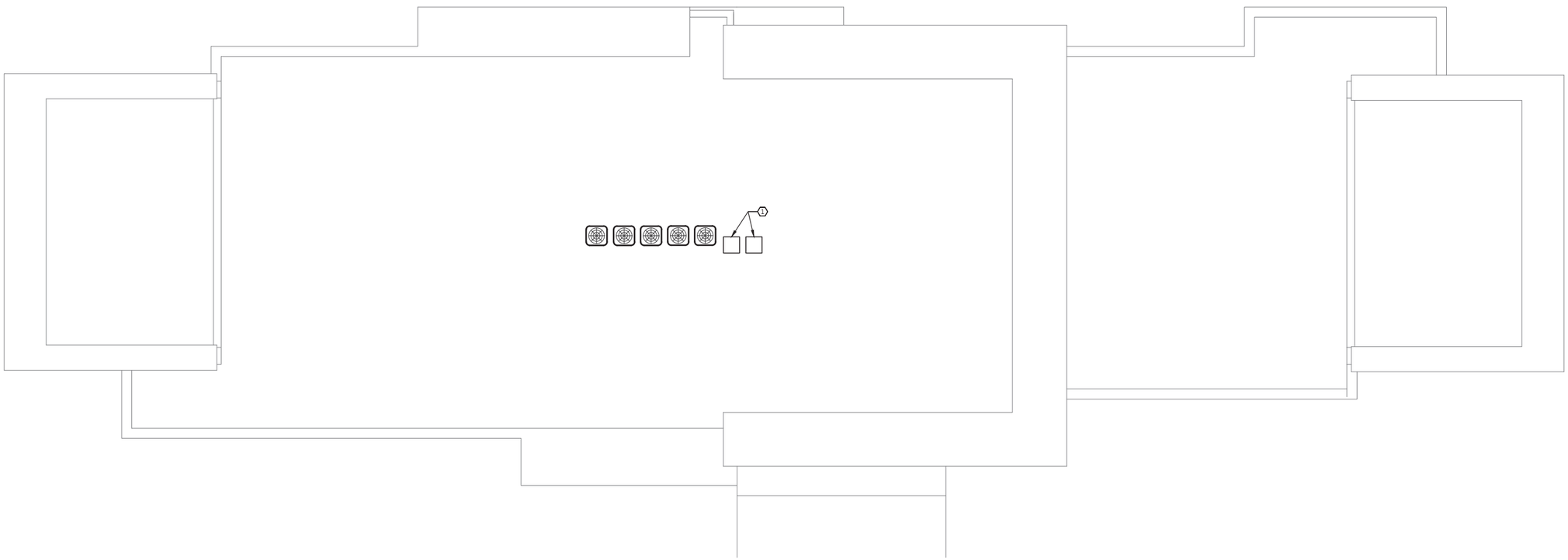

ROOF HVAC PLAN

SCALE: 1/8" = 1'0"

STATE OF OHIO
MATTHEW J. FERGUSON
E-74968
PROFESSIONAL ENGINEER

ISSUE / REVISION DATE:

06/29/2016	CLIENT REVIEW
07/28/2016	ART REVIEW
09/29/2016	MARRIOTT REVIEW
05/02/2017	DUBLIN ART REVIEW AND MARRIOTT 30% REVIEW
06/01/2017	DUBLIN COMMENTS
06/14/2017	DUBLIN ART REVIEW
07/10/2017	MARRIOTT RESPONSE
08/15/2017	DUBLIN FINAL SITE PLAN

AFA ENGINEERING, LLC
CONSULTING ENGINEERING
HVAC - PLUMBING - ELECTRICAL
705 VISSETT, ADD. DRIVE
LEXINGTON, KENTUCKY 40504
PHONE: (859) 255-4437

A CUSTOM DESIGN FOR A NEW PROPOSED:

TOWNEPLACE SUITES MARRIOTT

5155 UPPER METRO PLACE, DUBLIN, OHIO 43017, FRANKLIN COUNTY

2ND-4TH FLOOR HVAC PLAN

CITY OF DUBLIN

STEVEN M. ROBERTS, ARCHITECT
5800 EASTNY COURT
CINCINNATI, OHIO 45237
StevenRobertsArchitect@gmail.com
Phone: 513-226-7489

studio costandi ARCHITECTURE + PLANNING

Project No. TPSDUB

M1.2

PTHP (WITH MAKEUP AIR) SCHEDULE

MARK	GE ZONELINE MODEL NUMBER	BTU/HR		AUX kW	CFM	OA CFM	EER	COP	ELECTRICAL				NOTES
		COOL	HEAT						VOLTS	AMPS	MCA	MOCP	
PTAC-1	AZ65H07DAM	6,700	6,100	2.78	250/409	35	12.0	3.6	208/1Ø	13.4	16.7	20	1,2,3,4
PTAC-2	AZ65H09DAM	9,200	8,100	2.78	300/409	35	11.5	3.5	208/1Ø	13.4	16.7	20	1,2,3,4

REMARKS:

1. FURNISH UNIT WITH SECONDARY DEHUMIDIFICATION COIL FOR DIRECT CONDITIONING OF MAKEUP AIR.
2. FURNISH WITH OUTSIDE AIR DAMPER WHICH AUTOMATICALLY CLOSES WHEN UNIT IS NOT IN OPERATION
3. FURNISH UNIT WITH INSULATED METAL WALL SLEEVE & EXTRUDED ALUMINUM EXTERIOR WALL GRILLE, STANDARD COLOR BY ARCHITECT.
4. EXTENDED HEAT PUMP RANGE DOWN TO 30°F.
5. FURNISH UNIT WITH CONDENSATE DRAIN KIT.
6. FURNISH WITH ELECTRICAL SUB-BASEWITH FACTORY-INSTALLED 208/230V, 30AMP RECEPTACLE & POWER CORD / PLUG.
7. FURNISH UNIT WITH REMOTE WALL MOUNTED THERMOSTAT EQUIPPED FOR AUTOMATIC CHANGE OVER FROM HEATING/COOLING.
8. ANTI-SHORT CYCLE.

BASIS OF DESIGN MANUFACTURER IS GE - ZONELINE. EQUIVALENT PRODUCT BY AMANNA IS ACCEPTABLE

POOL DEHUMIDIFICATION UNIT, TEMPERATURE CONTROLLER AND HUMIDITY CONTROLLER

MARK	OUTDOOR/ INDOOR UNIT MODEL NO.	CAPACITY		FAN			ELECTRICAL				REMARKS
		BTU/HR	LB/HR DEHUMID	CFM	ESP	OA	VOLTS	FLA	MCA	MOCP	
PCU-1	LORC-4	38,300					208/3Ø	5	5	15	1, 2, 3
AHU-1	DCA 1500T		19.6	1500	0.50	350	208/3Ø	12.4	15.5	25	1, 2, 3
EDH-1	DUCT HEATER	13KW		1500			208/3Ø	32.6	32.6	50	

REMARKS:

1. MOISTURE REMOVAL CAPACITY IS BASED ON 82°F POOL WATER TEMPERATURE AND 84°F/60%RH ROOM TEMPERATURE AND 95°F AMBIENT.
2. FURNISH UNITS WITH REFRIGERANT LINE-SETS.
3. FURNISH INSTALLED MPCH-3000 ELECTRONIC HUMIDITY CONTROLLER.
4. FURNISH WITH MPCT-3100 ELECTRONIC TEMPERATURE CONTROLLER..

* BASIS OF DESIGN MANUFACTURER IS DEHUMIDIFIER CORPORATION OF AMERICA (DCA). ADDITIONAL ACCEPTABLE MANUFACTURES ARE SORESCO, POOL PACK OR EQUAL.

ELECTRIC HEATER SCHEDULE

MARK	MANUFACTURER & MODEL NUMBER	TYPE	WATTS	BTU/HR	VOLTS	AMPS	REMARKS
H-1	BERKO VFK 151	WALL	1500	5,100	120/1Ø	12.5	1, 2, 3
H-2	BERKO OBD	BASEBOARD	1500	5,120	120/1Ø	12.5	1, 2, 3

REMARKS:

1. FURNISH WITH INTEGRAL THERMOSTAT.
2. FURNISH WITH WALL SLEEVE FOR RECESSED INSTALLATION..
3. FURNISH WITH INTEGRAL DISCONNECT.

BASIS OF DESIGN MANUFACTURER IS BERKO. ADDITIONAL ACCEPTABLE MANUFACTURES ARE GRAINGER, QMARK, MARLEY, TRANE, DAYTON, MARKEL, OR EQUAL.

GRILLES REGISTERS AND DIFFUSERS SCHEDULE

MARK	MANUFACTURER & MODEL NO.		MOUNTING	NECK SIZE (IN.)	MODULE SIZE (IN.)	MAX CFM	MAX NC	MAX Pd	THROW	AIR PATTERN	OBD	REMARKS
S-1	TITUS	TMS	CEILING	6"	24 x 24	100	<10	0.05	4-5-11	4-WAY CEILING	N	1, 2, 3, 5
S-2	TITUS	TMS	CEILING	8"	24 x 24	200	14	0.05	4-5-11	4-WAY CEILING	N	1, 2, 3, 5
S-3	TITUS	TMS	CEILING	10"	24 x 24	325	14	0.05	4-5-11	4-WAY CEILING	N	1, 2, 3, 5
S-4	TITUS	TMS	CEILING	10"	24 x 24	250	14	0.05	4-5-11	4-WAY CEILING	N	1, 2, 3, 5
S-5	TITUS	300	DUCT	6X6	6X6	88	<10	0.05	6-9-13	DUCT	N	1, 2, 3, 5
S-6			SLOT			125						
S-7			SLOT			160						
R-1	TITUS	350	CEILING	24 x 24	24 x 24	1000	<10	0.030	-	RETURN	N	1, 2, 5
R-2	TITUS	350	CEILING	12 x 24	12 x 24	500	<10	0.030	-	RETURN	N	1, 2, 5
R-3	TITUS	350	WALL	18X30	18X30	1550	12	0.030	-	WALL MOUNT	N	1, 2, 5
E-1	TITUS	350										
TG-1	TITUS	350	CEILING	-	-	-	-	-	-	TRANSFER	N	1, 2, 5

REMARKS:

1. FURNISH WITH WHITE FINISH.
2. THROW BASED ON 150-100-50 FPM VELOCITIES.
3. OPPOSED BLADE DAMPER ADJUSTABLE WITH SCREWDRIVER THROUGH FACE OF GRILLE.
4. 3/4" SPACING WITH 35° DEFLECTION.
5. ALUMINUM CONSTRUCTION.
6. FURNISH WITH MULTI-SHUTTER DAMPER.

BASIS OF DESIGN MANUFACTURER IS TITUS. ADDITIONAL ACCEPTABLE MANUFACTURES ARE KRUEGER, PRICE, OR EQUAL.

EXHAUST FAN SCHEDULE

MARK	MODEL NUMBER	CFM	E.S.P.	RPM	HP	TYPE	DRIVE	ELECTRICAL		NOTES
								VOLTS	AMPS	
EF-1	FIXTURE FURNISHED UNDER LIGHT FIXTURE PACKAGE-MECHANICAL CONTRACTOR TO INSTALL.									
EF-2	-	-	0.125	1075	1/6	WALL	BELT	120/1Ø	1.5	2,3,4,5
EF-3	-	200	-	-	-	WALL	DIRECT	120/1Ø	0.5	1
EF-4	-	100	-	-	-	WALL	DIRECT	120/1Ø	0.5	1

REMARKS:

1. ENERGY STAR QUALIFIED FAN.
2. PROVIDE EXHAUST FAN WITH GRAVITY BACKDRAFT DAMPER
3. PROVIDE EXHAUST FAN WITH BIRDSCREEN MESH.
4. PROVIDE WITH MATCHING BIRDSCREEN
5. PROVIDE WITH 115V GFI OUTLET LOCATED IN DOME TOP.

BASIS OF DESIGN MANUFACTURER IS LOREN-COOK. ADDITIONAL ACCEPTABLE MANUFACTURES ARE TWIN CITY, GREENHECK, PENN, OR EQUAL.

DOAS UNIT SCHEDULE

MARK	MODEL NUMBER	OUTSIDE AIR		EXHAUST AIR		WHEEL PERFORMANCE		COOLING		HG REHEAT		GAS HEAT		EFF	ELECTRICAL			REMARKS
		CFM	E.S.P.	CFM	ESP	SUMMER ENTERING DB/WB LEAVING DB/WB	WINTER ENTERING DB/WB LEAVING DB/WB	MBH	LAT	MBH	LAT	MBH INPUT	LAT		VOLTS	FLA	MOCP	
DOAS-1	DPS015A	4985	1.0"	4985	1.0"	95.0/78.0 82.1/68.8	0.0/-1.0 42.37/33.7	190/130 SEN	55.8/55.8	56.2	70/60.9	200	80.1	11.4 EER	208/60/3	75.8	100	1, 2, 3, 4, 5, 6

A CUSTOM DESIGN FOR A NEW PROPOSED:

TOWNEPLACE SUITES

5155 UPPER METRO PLACE, DUBLIN, OHIO 43017, FRANKLIN COUNTY

MARRIOTT

2ND-4TH FLOOR HVAC PLAN

ISSUE / REVISION DATE:

06/29/2016 CLIENT REVIEW
07/28/2016 ART REVIEW
09/29/2016 MARRIOTT REVIEW
05/02/2017 DUBLIN ART REVIEW AND MARRIOTT 30% REVIEW
06/01/2017 DUBLIN COMMENTS
06/14/2017 DUBLIN ART REVIEW
07/10/2017 MARRIOTT RESPONSE
08/15/2017 DUBLIN FINAL SITE PLAN

AFA ENGINEERING, LLC
CONSULTING ENGINEERING
HVAC - PLUMBING - ELECTRICAL
700 VISTEL AGE DRIVE
LEXINGTON, KY 40504-3500
PHONE (859) 255-4437

STEVEN M. ROBERTS, ARCHITECT
5183 BESTINO COURT
CINCINNATI, OHIO 45237
SteveRobertsArchitect@gmail.com
Phone: 513-225-7489

studio costandi ARCHITECTURE + PLANNING

Project No. TPSDUB

M1.4

PLUMBING FIXTURE COUNT

RM #	ROOM	WC	UR	LAV	SNK	T/SH	FD	MS	EWC	WASH-C	WASH-R	DW	BG	
113A/B	ENG./MEP UT.				1		2							
112B	POOL STORAGE						1							
117	HVAC CLOSET						1							
116	EMP. REST.	1		1										
115	EMP. BREAK				1									
118	H. LAUNDRY				2		1	1		2				
106B	POOL VESTIBULE						1							
106A	POOL REST.	1		1										
110	G. LAUNDRY						1				3			
109	MARKET STOR.						1							
104	I.A.P. MARKET						1							
129	MEN'S	1	1	1			1							
130	WOMEN'S	1		1			1							
131	FAMILY	1	1	1										
128	FOOD PREP.				5		1							
152	EAST CORRIDOR						2		1					
X50	CORRIDOR						8							
105 QTY	TYP. GUESTRM.				105								105	
	TOTAL	5	2	5	114	0	22	1	1	2	3	0	105	
	FU PER FIXTURE	4	2	1	2	2	3	3	.5	3	2	5	5	
	FIXTURE UNITS	20	4	5	228	0	66	3	.5	6	6	0	525	863.5 FU

SHEET NOTES

1. WASTE RISER UP
2. VENT UP; ABOVE FIRST FLOOR CEILING.

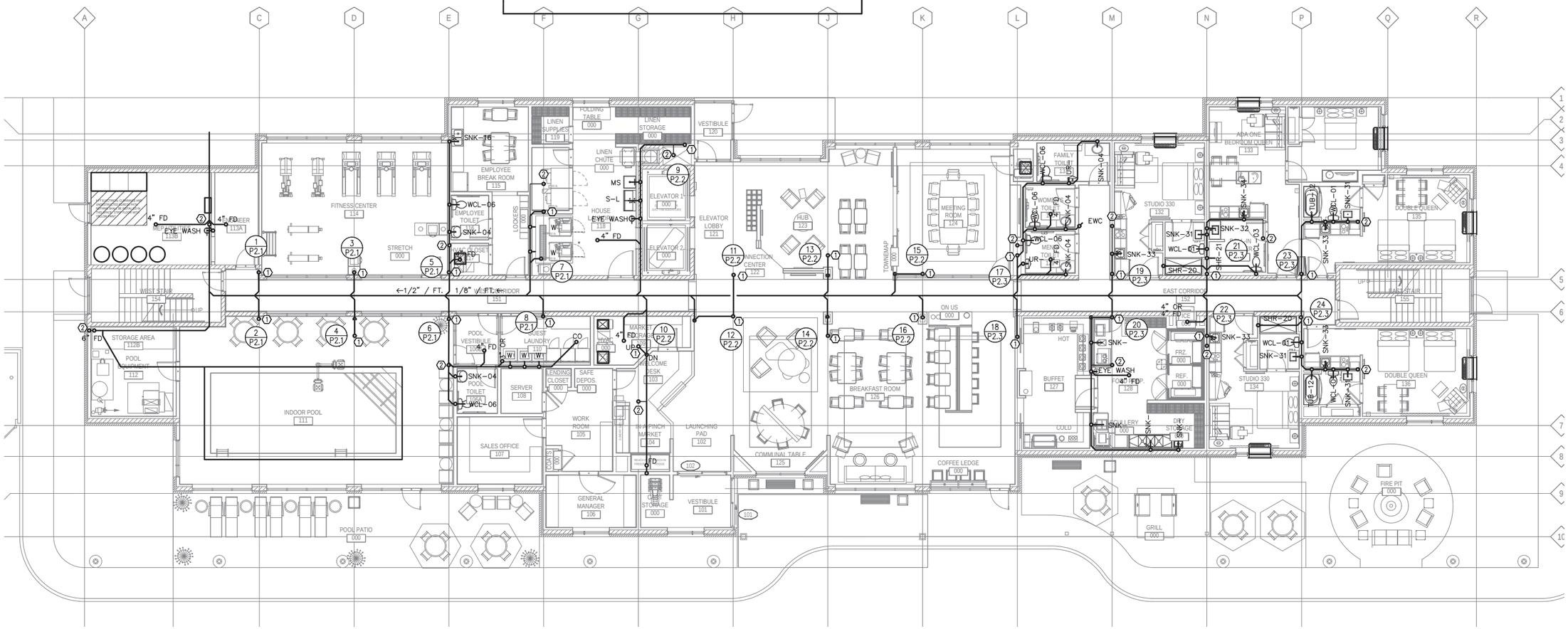

SOIL, WASTE & VENT PLAN – 1ST FLOOR

SCALE: 1/8" = 1'0"

STATE OF OHIO
MATTHEW J. ROBERTS
NO. 34.0.0.0

SHEET NOTES

1. WASTE RISER UP/DOWN
2. VENT UP

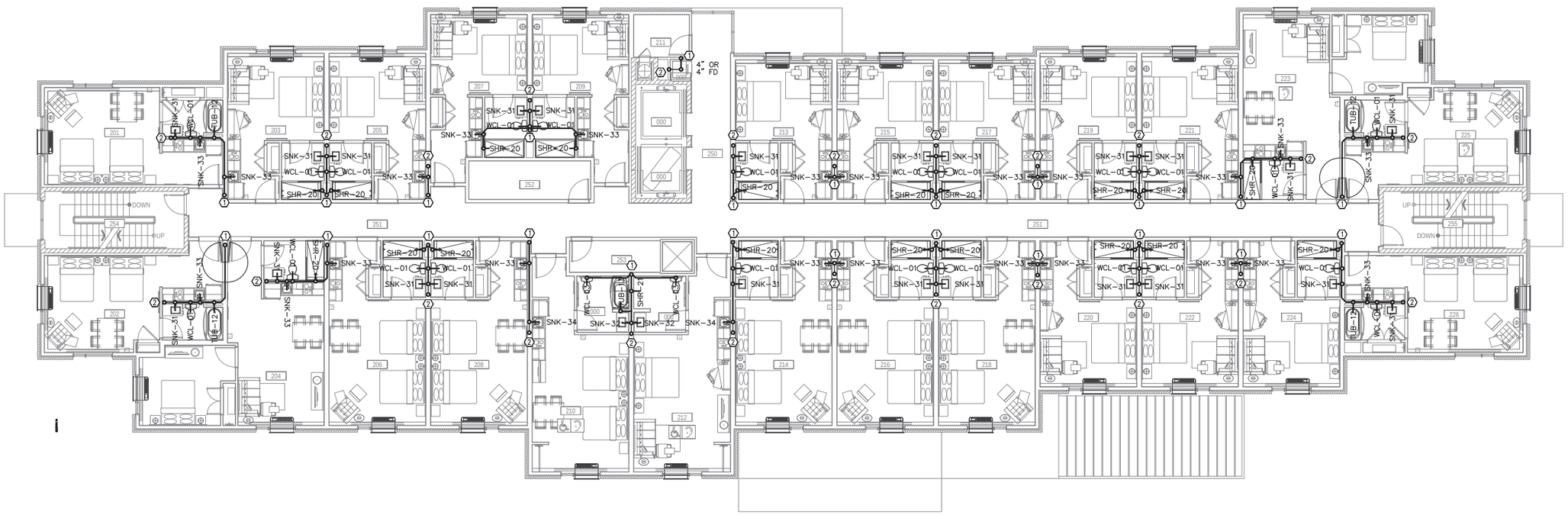

SOIL, WASTE & VENT PLAN – 2ND FLOOR

SCALE: 1/8" = 1'0"

STATE OF OHIO
MATTHEW D. POLLEY
PROFESSIONAL ENGINEER

ISSUE / REVISION DATE:

06/29/2016	CLIENT REVIEW
07/28/2016	ART REVIEW
09/29/2016	MARRIOTT REVIEW
05/02/2017	DUBLIN ART REVIEW AND MARRIOTT 30% REVIEW
06/01/2017	DUBLIN COMMENTS
06/14/2017	DUBLIN ART REVIEW
07/10/2017	MARRIOTT RESPONSE
08/15/2017	DUBLIN FINAL SITE PLAN

AFA ENGINEERING, LLC
CONSULTING ENGINEERING
HVAC - PLUMBING - ELECTRICAL
700 VISTEL AGE DRIVE
LEXINGTON, KENTUCKY 40504
PHONE: (859) 255-4437

A CUSTOM DESIGN FOR A NEW PROPOSED:

TOWNEPLACE SUITES MARRIOTT

5155 UPPER METRO PLACE, DUBLIN, OHIO 43017, FRANKLIN COUNTY

2ND-5TH FLOOR PLUMBING PLAN

CITY OF DUBLIN

STEVEN M. ROBERTS, ARCHITECT
5263 BESTIN COURT
CINCINNATI, OHIO 45237
SteveRobertsArchitect@gmail.com
Phone: 513-226-7489

STUDIO costandi ARCHITECTURE + PLANNING

Project No. TPSDUB

P1.2

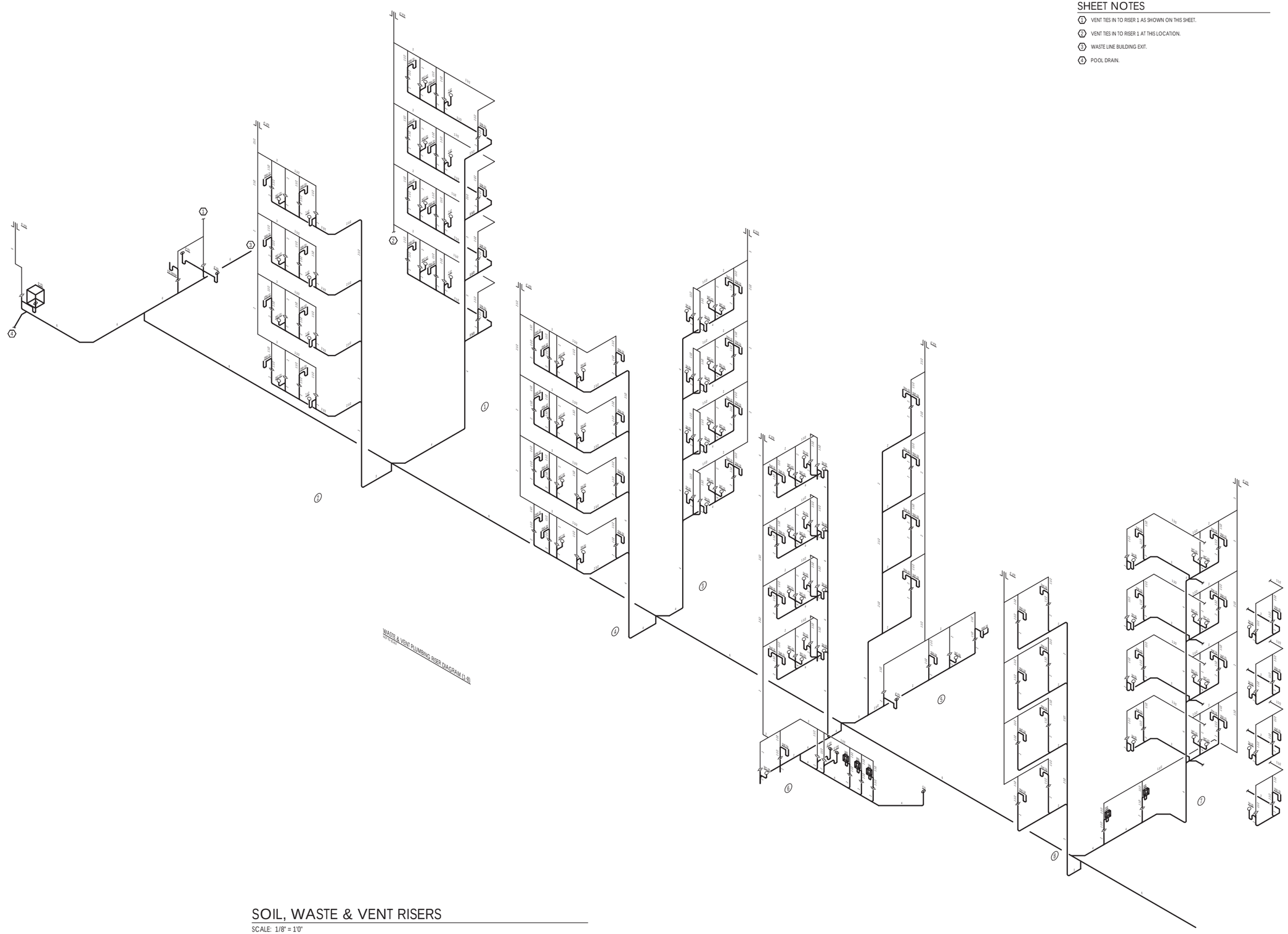

SOIL, WASTE & VENT RISERS

SCALE: 1/8" = 1'0"

SHEET NOTES

1. VENT TIES IN TO RISER 1 AS SHOWN ON THIS SHEET.
2. VENT TIES IN TO RISER 1 AT THIS LOCATION.
3. WASTE LINE BUILDING EXIT.
4. POOL DRAIN.

STATE OF OHIO
MATTHEW J. POLLY
PROFESSIONAL ENGINEER

ISSUE / REVISION DATE:

06/29/2016	CLIENT REVIEW
07/28/2016	ART REVIEW
09/29/2016	MARRIOTT REVIEW
05/02/2017	DUBLIN ART REVIEW AND MARRIOTT 30% REVIEW
06/01/2017	DUBLIN COMMENTS
06/14/2017	DUBLIN ART REVIEW
07/10/2017	MARRIOTT RESPONSE
08/15/2017	DUBLIN FINAL SITE PLAN

AFA ENGINEERING, LLC
CONSULTING ENGINEERING
HVAC - PLUMBING - ELECTRICAL
705 VISTEL AGE DRIVE
LEXINGTON, KENTUCKY 40504
PHONE (859) 255-4437

A CUSTOM DESIGN FOR A NEW PROPOSED:

TOWNEPLACE SUITES MARRIOTT

5155 UPPER METRO PLACE, DUBLIN, OHIO 43017, FRANKLIN COUNTY

WASTE AND VENT RISERS 1-8

CITY OF DUBLIN

STEVEN M. ROBERTS, ARCHITECT
SOLUTIONS STUDIO, LLC
CINCINNATI, OHIO 45237
SteveRobertsArchitect@gmail.com
Phone: 513-267-7489

studio costandi ARCHITECTURE + PLANNING

Project No. TPSDUB

P2.1

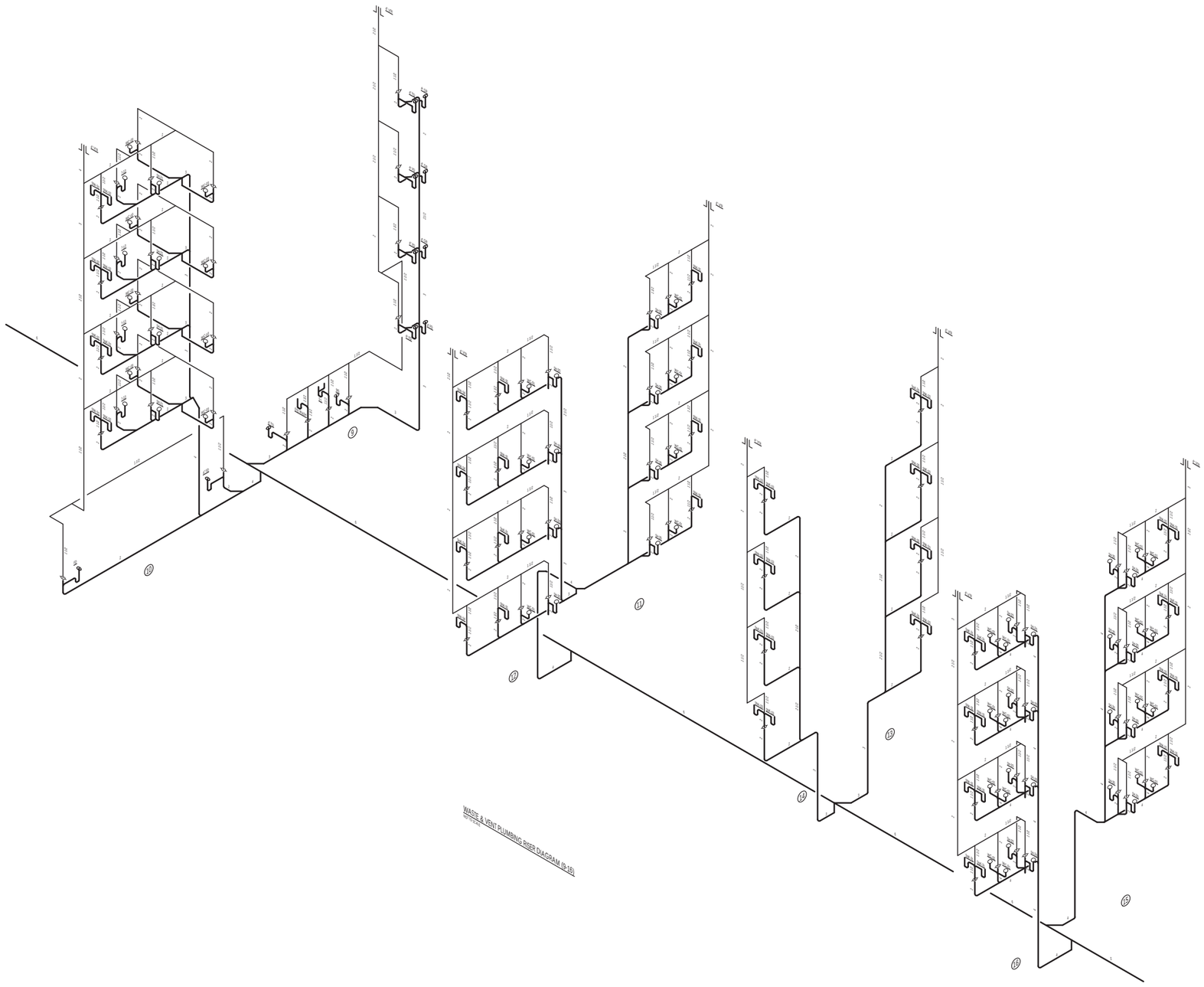

SOIL, WASTE & VENT RISERS

SCALE: 1/8" = 1'0"

STATE OF OHIO
MATTHEW J. ROBERTS
PROFESSIONAL ENGINEER

ISSUE / REVISION DATE:

06/29/2016	CLIENT REVIEW
07/28/2016	ART REVIEW
09/29/2016	MARRIOTT REVIEW
05/02/2017	DUBLIN ART REVIEW AND MARRIOTT 30% REVIEW
06/01/2017	DUBLIN COMMENTS
06/14/2017	DUBLIN ART REVIEW
07/10/2017	MARRIOTT RESPONSE
08/15/2017	DUBLIN FINAL SITE PLAN

AFA ENGINEERING, LLC
CONSULTING ENGINEERING
HVAC - PLUMBING - ELECTRICAL
705 VISTEL AGE DRIVE
LEXINGTON, KY 40504
PHONE: (859) 255-4437

A CUSTOM DESIGN FOR A NEW PROPOSED:

TOWNEPLACE SUITES

5155 UPPER METRO PLACE, DUBLIN, OHIO 43017, FRANKLIN COUNTY MARRIOTT

WASTE AND VENT RISERS 9-16

CITY OF DUBLIN

STEVEN M. ROBERTS, ARCHITECT
SREDESTIN DESIGN
CINCINNATI, OHIO 45237
SteveRobertsArchitect@gmail.com
Phone: 513-226-7489

costandi ARCHITECTURE + PLANNING

Project No. TPSDUB

P2.2

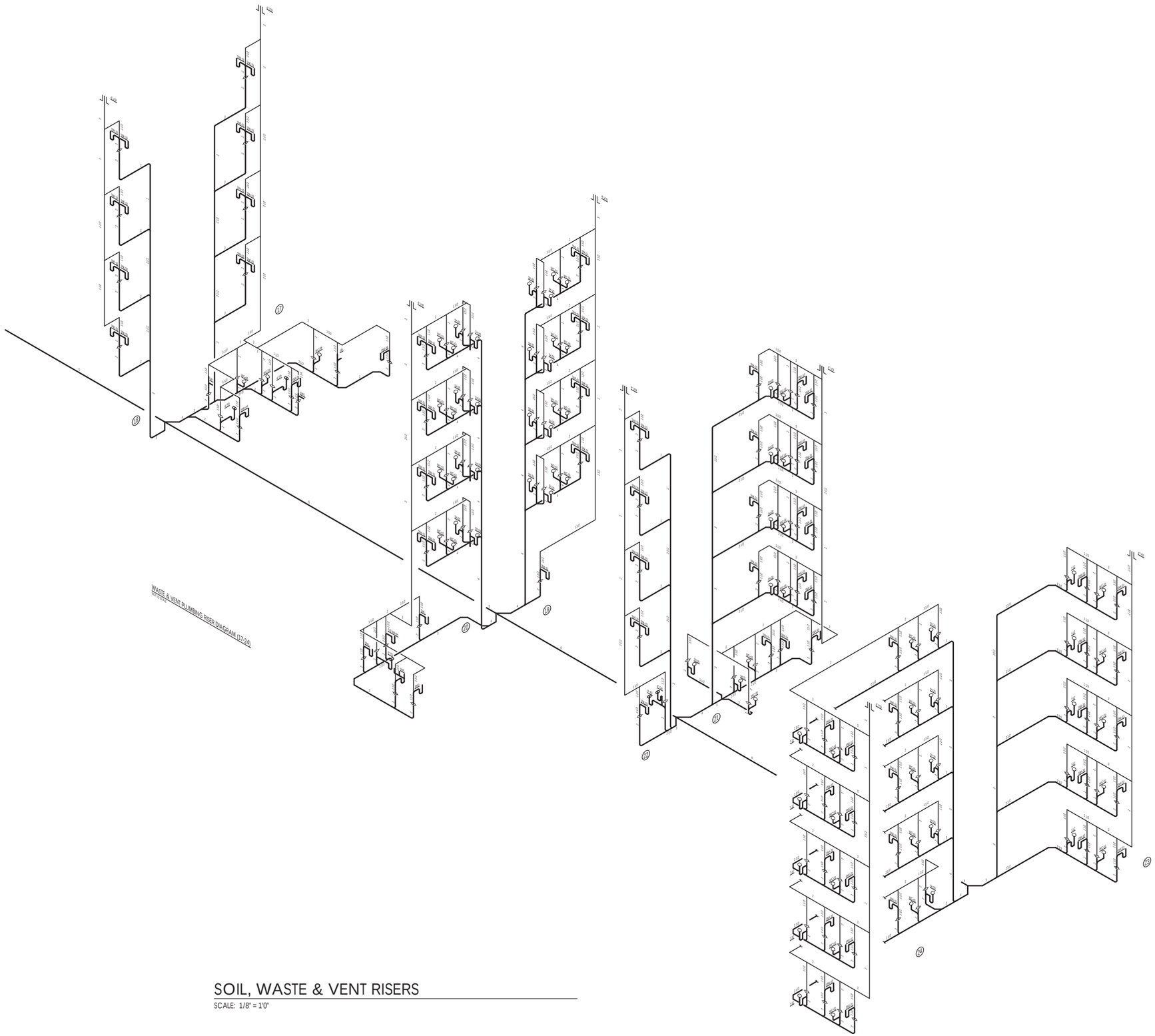

SOIL, WASTE & VENT RISERS

SCALE: 1/8" = 1'0"

STATE OF OHIO
MATTHEW J. POLLY
PROFESSIONAL ENGINEER
NO. 75000

ISSUE / REVISION DATE:

06/29/2016	CLIENT REVIEW
07/28/2016	ART REVIEW
09/29/2016	MARRIOTT REVIEW
05/02/2017	DUBLIN ART REVIEW AND MARRIOTT 30% REVIEW
06/01/2017	DUBLIN COMMENTS
06/14/2017	DUBLIN ART REVIEW
07/10/2017	MARRIOTT RESPONSE
08/15/2017	DUBLIN FINAL SITE PLAN

AFA ENGINEERING, LLC
CONSULTING ENGINEERING
HVAC - PLUMBING - ELECTRICAL
705 VISTEL AGE DRIVE
LEXINGTON, KENTUCKY 40504
PHONE (859) 255-4437

A CUSTOM DESIGN FOR A NEW PROPOSED:

TOWNEPLACE SUITES

5155 UPPER METRO PLACE, DUBLIN, OHIO 43017, FRANKLIN COUNTY

MARRIOTT

WASTE AND VENT RISERS 17-24

CITY OF DUBLIN

STEVEN M. ROBERTS, ARCHITECT
5930 EASTIN COURT
CINCINNATI, OHIO 45237
SteveRobertsArchitect@gmail.com
Phone: 513-226-7489

studio costandi ARCHITECTURE + PLANNING

Project No. TPSDUB

P2.3

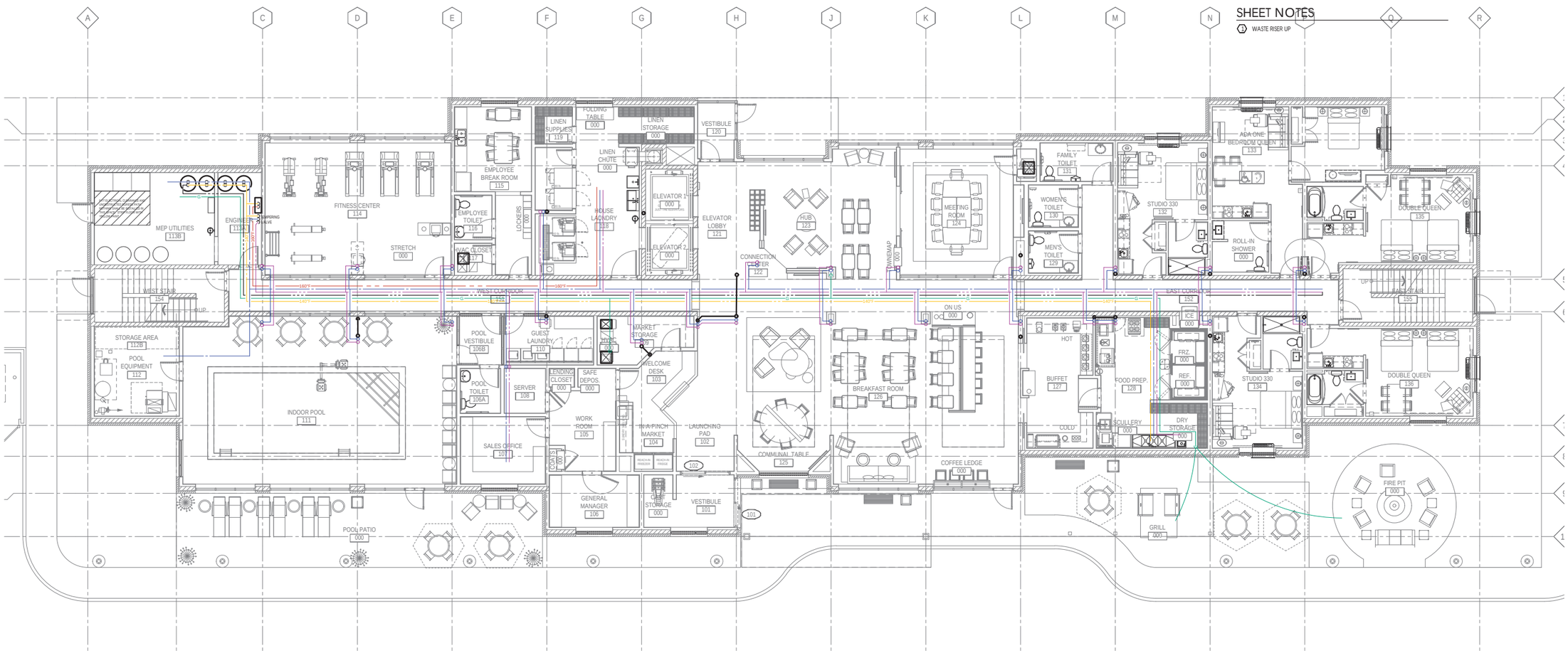

SHEET NOTES

1. WASTE RISER UP

DOMESTIC WATER PLAN - 1ST FLOOR

SCALE: 1/8" = 1'0"

ISSUE / REVISION DATE:

06/29/2016	CLIENT REVIEW
07/28/2016	ART REVIEW
09/29/2016	MARRIOTT REVIEW
05/02/2017	DUBLIN ART REVIEW AND MARRIOTT 30% REVIEW
06/01/2017	DUBLIN COMMENTS
06/14/2017	DUBLIN ART REVIEW
07/10/2017	MARRIOTT RESPONSE
08/15/2017	DUBLIN FINAL SITE PLAN

AFA ENGINEERING, LLC
CONSULTING ENGINEERING
HVAC - PLUMBING - ELECTRICAL
705 VISTEL AGE DRIVE
LEXINGTON, KENTUCKY 40504
PHONE (859) 255-4437

A CUSTOM DESIGN FOR A NEW PROPOSED:

TOWNEPLACE SUITES

MARRIOTT

5135 UPPER METRO PLACE, DUBLIN, OHIO 43017, FRANKLIN COUNTY

FIRST FLOOR HVAC PLAN

CITY OF DUBLIN

STEVE M. ROBERTS, ARCHITECT
SITE DESIGN CONSULT
CINCINNATI, OHIO 45237
SteveRobertsArchitect@gmail.com
Phone: 513-226-7489

studio costandi ARCHITECTURE + PLANNING

Project No. TPSDUB

P3.1