



Dublin Police Department

Quarterly Report

January – March 2019



Mission & Values

Dublin Division of Police employees are committed to protecting life, liberty and property. We will provide the highest level of service and work in partnership with our community to ensure public safety by focusing on the following core principles;

- Vigilant, Ethical and Impartial Enforcement of Law
- Critical Incident Preparedness and Response
- Crime Prevention, Reduction and Deterrence
- Improvement of Traffic Safety

We will remain dedicated to service and committed to excellence, focusing on the following core values: Professionalism, Integrity, Respect, Commitment

- **Professionalism:** We are members of an exceptional and highly trained law enforcement organization. Our conduct and demeanor adhere to the highest standards of personal and organizational excellence.
- **Integrity:** We hold ourselves accountable to the highest level of honesty, truthfulness, and ethical conduct.
- **Respect:** We ensure that all persons are treated with equality, dignity and courtesy.
- **Commitment:** We are dedicated to our Profession, our Community, our Agency and our Mission.

Focus & Results

Goal #1: Enhance our readiness and demonstrate our ability to effectively respond to and successfully resolve critical incidents, major crimes, and/or issues of significant community concern.

- Violent crimes decreased from 2018 to 2019 by 66.7% with 1 YTD 2019
- 3.0% increase in reported crimes YTD from 2018

Goal #2: Reduce theft offenses throughout the city.

- 8.6% increase in theft offenses from 2018 YTD
- 18.5% increase in thefts from vehicles from 2018 YTD
- 5.0% decrease in burglaries and B&Es from 2018 YTD

Goal #3: Improve overall traffic safety in the city.

- 22.0% decrease in traffic crashes from 2018 YTD
- 5.9% decrease in injury traffic crashes from 2018 YTD
- 80.0% increase in OVI related traffic crashes from 2018 YTD

Goal #4: Enhance and demonstrate our ability to effectively address drug offenses that contribute to crime affecting the city.

- 55 criminal arrests related to drug activity; 67 drug offense charges YTD

Personnel Highlights & Staffing

Promotions and Retirements

- Greg Lattanzi, Promotion to Lieutenant – 1/22/2019
- Nick Tabernik, Promotion to Lieutenant – 1/22/2019
- Wendy Greasamar, Promotion to Records Supervisor – 3/11/2019
- Mike McCaskey, Promotion to Sergeant – 3/25/2019
- Paul Ricca, Promotion to Sergeant - 3/25/2019
- Andrew Clark, Promotion to Corporal – 3/25/2019
- Devin Howard, Promotion to Corporal – 3/25/2019
- Nathan Hysell, Promotion to Corporal – 3/25/2019
- Jacob Stoll, Promotion to Corporal – 3/25/2019
- D. Quaid Traves, Promotion to Corporal – 3/25/2019
- Kevin Rickenbacher, Retired Police Officer – 1/7/2019
- Heinz von Eckartsberg, Retired Police Chief – 3/22/2019
- Erik Gilleland, Retired Police Detective – 3/28/2019



Chief von Eckartsberg Retirement



2019 Promotional Ceremony

Awards

Mutual Aid Award – Westerville Police – Presented 1/28/2019; Officer David Gatterdam, Officer Scott Nicholson and Officer Cody Woodard

5 Year Service Awards

- Records Tech Cassandra Brake
- Corporal Alex Carlson
- Corporal Jace Dalgord
- Officer Zachary Ford
- CT Brett Goldstein
- Officer Scott Nicholson
- CT Gloria Rose
- CT Caitlynn Seymour
- Officer Deron Steinke
- Officer Matthew Williams

15 Year Service Awards

- Officer Michael Laws
- Officer Bryan McClain
- Officer Charles Sterling

20 Year Longevity Service Awards

- Detective Erik Gilleland
- Ops Manager Nancy Nicodemus
- Sergeant Renae Rice
- Corporal Jacob Stoill

25 Year Longevity Service Awards

- Emergency Ops Planner Tom Hirsch

10 Year Service Awards

- CT Jeremy Bantz
- Detective Jacob Williams

30 Year Longevity Service Awards

- Officer Todd Evans
- Sergeant Mike McCaskey
- Admin Support Becky Metcalf

Staffing Levels:

Authorized/Actual

Chief of Police (Interim)	1/1
Deputy Chief	1/0*
Police Lieutenant	2/2
Civilian Bureau Commander	1/1
Police Sergeant	6/6
Police Corporal	9/9
Police Officer	53/53
Law Enforcement Planner	1/1
Accreditation Manager	1/1
Administrative Support III	1/1
Records Supervisor	1/1
Records Technician II	3/3
Records Technician I	1/0*
Police Property Technician	1/1
Communications Manager	1/1
Communications Technician	26/24*
Communications Supervisor	4/3*
Totals	113/108*



*below authorized staffing level

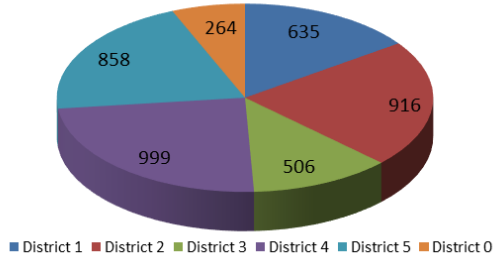
Agency Quarterly Activity

January - March 2019

Calls for Service

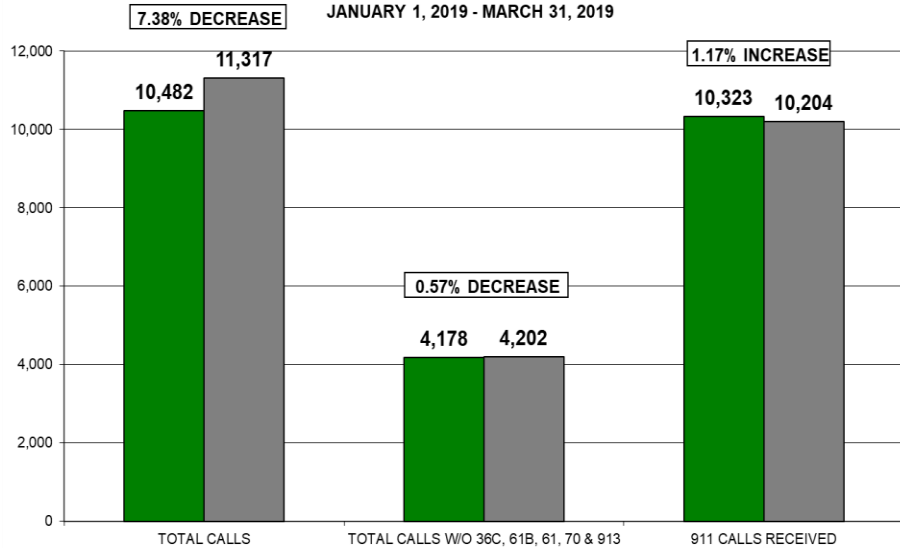
Total Calls for Service = 10,482
 Total Citizen Initiated Calls = 4,178
 911 Calls Received = 10,323
 Average Response Time: 6 minutes
 Average Total Time to Handle Calls: 43 minutes

Calls for Service by District
(w/o Officer Initiated Calls)



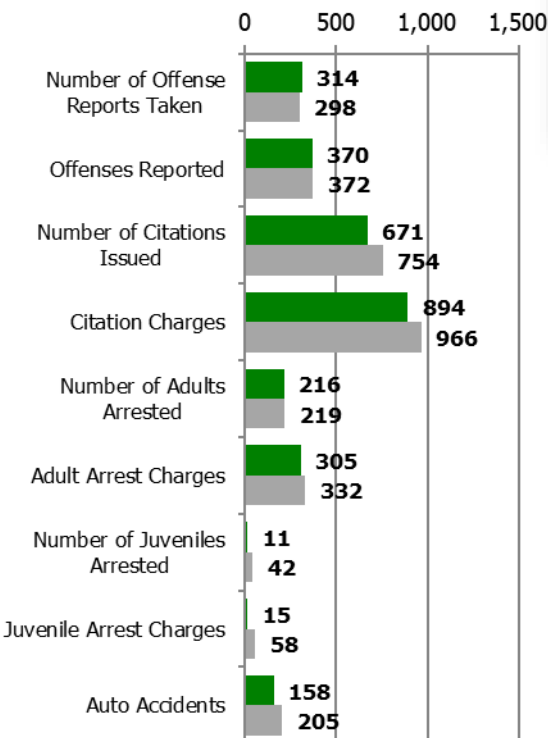
CALLS FOR SERVICE

JANUARY 1, 2019 - MARCH 31, 2019



Other Reported Activity

Number of Offense Reports = 314
 Total Offenses Reported = 370
 Number of Citations Issued = 671
 Total Citations = 894
 Number of Adults Arrested = 216
 Adult Arrest Charges = 305
 Number of Juveniles Arrested = 11
 Juvenile Arrest Charges = 15
 Total Accidents Reported = 158



2019 Dublin Citizens Police Academy

DID YOU KNOW ?

Annually, the Dublin Police Department hosts a 12-week program which gives participants insight into the profession of law enforcement and the operations of the Dublin Police Department. Topics during the academy sessions focus on typical policing activities and include areas such as: arrest process, search and seizure, traffic stops, and a firearms live-shooting experience.

The goal is to give residents an inside look into their police department, keep our community engaged and involved and continue our partnership with the community by providing a chance for them to learn more about law enforcement. The class is open to Dublin residents and non-residents, however residents are given preference when the class roster is being selected. All applicants must be 18 years or older.

2019 Classes run from 6:30-9:30 p.m. on Thursdays at the Dublin Justice Center.

- August 23, 30
- September 9, 13, 20, 27
- October 4, 11, 18, 25
- November 1
- Graduation November 8

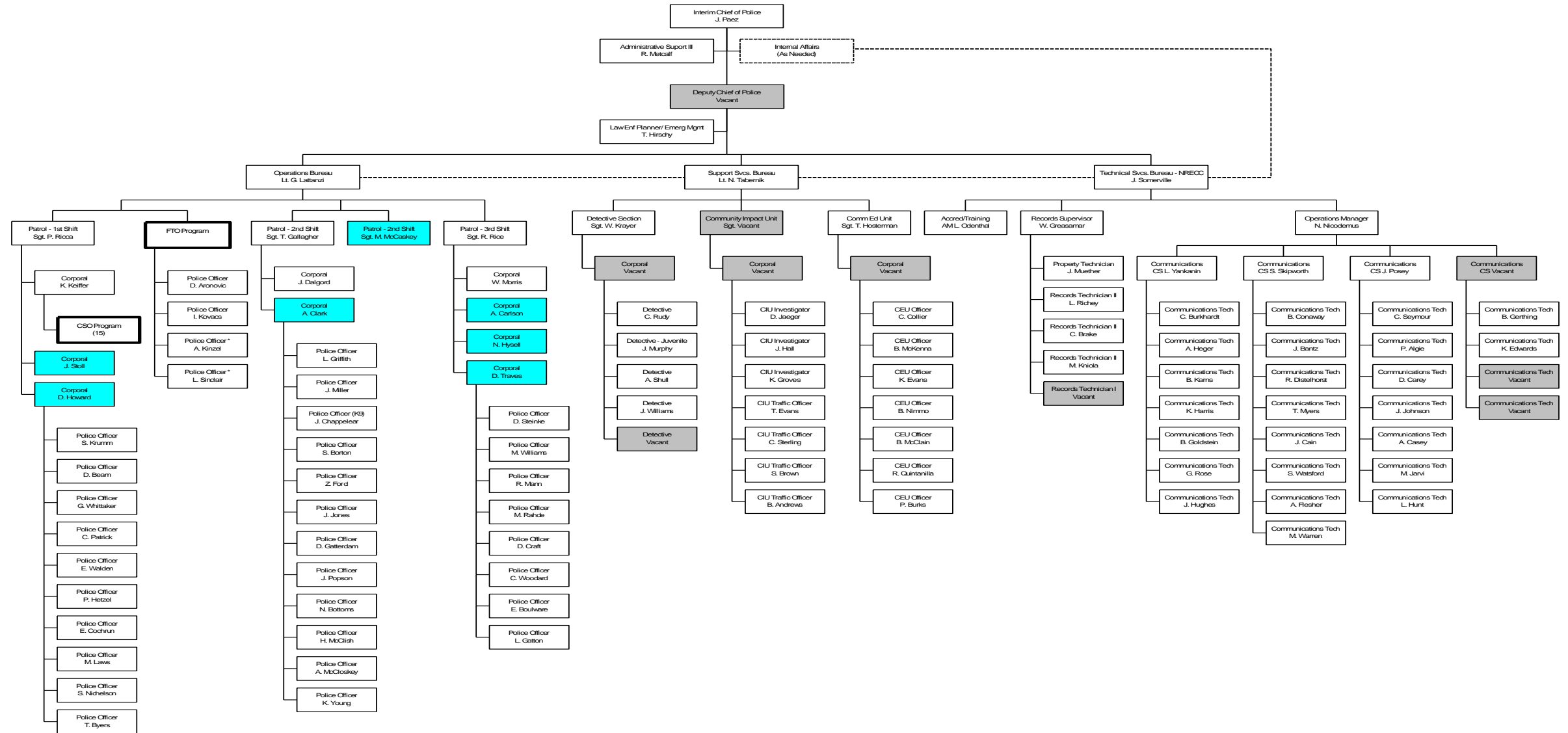
For more information you may contact Sgt. Paul Ricca at 614.410.4851 or email pricca@dublin.oh.us

<http://dublinohiousa.gov/living/citizens-police-academy/>

2019 vs 2018

■ Jan-Mar 2019 Total
 ■ Jan-Mar 2018 Total

City of Dublin - Police Department - Organizational Chart - Standard 11.1.1



These positions are in transition
 Three Corporals will be selected through specialized selection process to the vacant positions in the Support Services Bureau.
 Six remaining Corporals will be assigned to a shift in the Operations Bureau by shift bid process.
 One Sergeant will be selected through specialized selection process to the vacant Community Impact Unit Sergeant position.
 Three remaining Operations Bureau Sergeants will be assigned to a shift by shift bid process.

Revised: March 2019
 Replaces: December 2018

* Two additional police officer positions temporarily authorized to allow for future anticipated retirements.

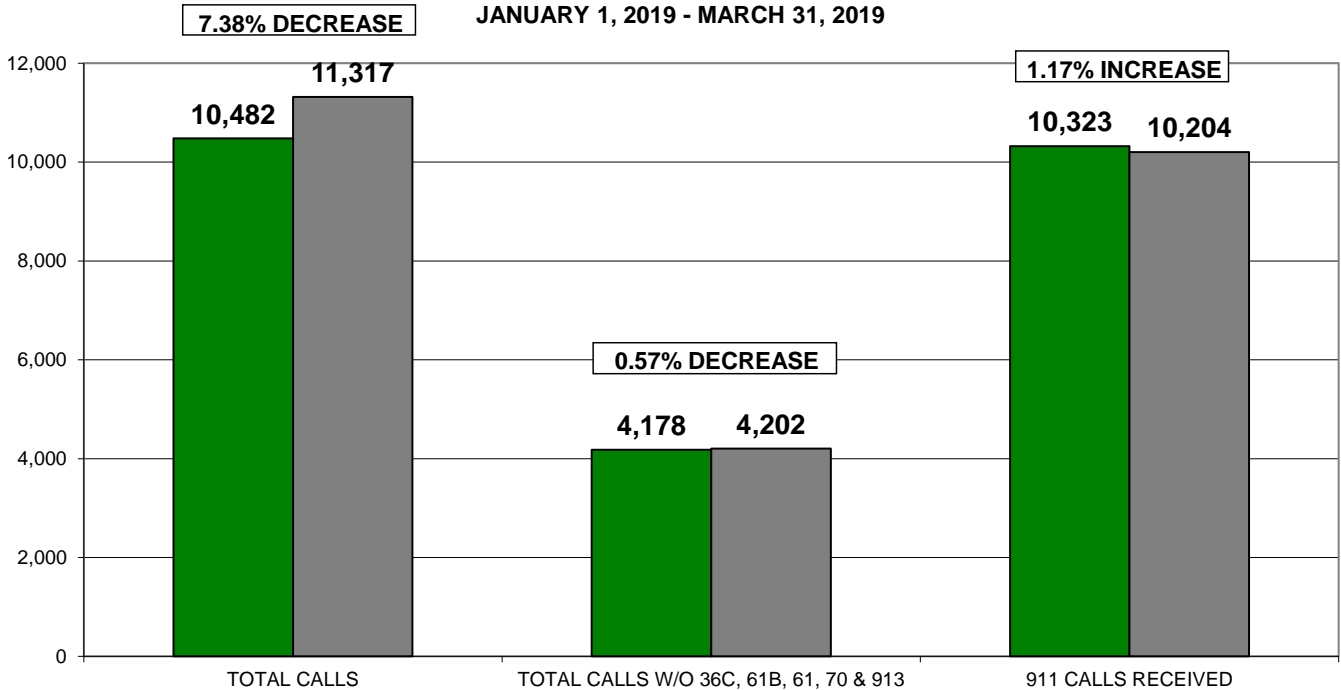
CALLS FOR SERVICE SUMMARY
JANUARY 1 - MARCH 31, 2019

CODE# & DESCRIPTION	DISTRICTS					DISTRICT 0	JAN-MAR 2019 TOTAL	vs.	JAN-MAR 2018 TOTAL
	001	002	003	004	005	MUTUAL AID OUTSIDE CITY			
10-ASSIST OTHER AGENCY	4	11	2	8	10	66	101		135
102-NARCOTICS	6	3	1	4	1	2	17		31
12-BURGLARY	4	6	5	1	2	0	18		20
12AL BURGLAR ALARM	125	109	101	110	114	0	559		524
12B-OPEN DOOR OR WINDOW	5	11	6	7	7	0	36		26
13-MISCELLANEOUS CALL	32	50	42	154	59	52	389		358
13C-COMMUNITY SERVICE EVENT	0	1	1	0	0	0	2		4
13T-PRISONER TRANSPORT	0	0	0	8	0	5	13		12
14-FRAUD BAD CHECK	14	15	3	26	8	0	66		84
15-WARRANT SERVICE	5	8	1	31	3	13	61		52
16-DECEASED PERSON	1	2	1	2	2	0	8		9
16A-DECEASED ANIMAL	0	0	1	1	0	0	2		9
18-ANIMAL BITE	0	0	1	2	0	0	3		2
18A-ANIMAL COMPLAINT	5	5	20	14	9	1	54		58
18B-BARKING DOG	0	6	2	2	2	0	12		8
2-ACCIDENT NON INJURY	25	95	9	33	80	5	247		284
20-DOMESTIC	3	8	6	8	2	2	29		28
22-DROWNING	1	0	0	0	0	0	1		0
24-INTOXICATED PERSON	5	13	1	2	1	0	22		17
24A -OMVI	12	25	7	7	16	21	88		90
26-FIGHT	0	1	0	1	0	0	2		4
28-FIRE RUN	4	6	3	4	1	0	18		19
29-EMS RUN	13	10	5	10	20	0	58		59
2A-HIT SKIP NON INJURY	2	14	3	7	4	0	30		54
2P-ACCIDENT PRIVATE PROPERTY	7	13	2	17	5	0	44		46
30-VICE COMPLAINT	0	0	0	0	0	0	0		1
34-JUVENILE COMPLAINT	11	7	4	15	5	0	42		34
36-THEFT	15	41	5	33	18	0	112		143
36B-FOUND PROPERTY	5	8	4	29	6	0	52		42
36C-COURTESY CARD	108	106	3	92	62	0	371		483
38-MISSING PERSON	2	3	3	6	1	0	15		16
38A-MISSING PERSON RETURNED	0	2	0	0	1	0	3		3
4-ACCIDENT INJURIES	7	10	5	4	12	2	40		56
40-PERSON WITH A GUN	0	0	0	1	0	0	1		4
42-UNKNOWN CIRCUMSTANCES	7	4	1	1	1	0	14		5
42-UNKNOWN EMERGENCY	0	1	1	2	0	0	4		0
42A-911 HANG UP CALL	31	14	7	9	7	11	79		58
44-OFFICER IN TROUBLE	0	1	0	0	0	0	1		0
46-PROWLER	0	0	0	1	0	0	1		1
48-RAPE	1	0	0	0	0	0	1		0
48B-SEX OFFENSE	1	2	1	6	0	0	10		12
4A-HIT SKIP INJURY	0	1	0	0	0	0	1		2
4F-ACCIDENT FATAL	0	0	0	0	0	0	0		1
4P-ACCIDENT PRIV PROP INJURY	0	1	0	0	0	0	1		2
50-ROBBERY	0	0	0	0	0	0	0		2
50ALB-ROBBERY ALARM BUSINESS	8	4	0	5	4	0	21		29
50ALR-ROBBERY ALARM RESIDENCE	4	5	14	3	7	0	33		19
52A-SHOTS FIRED	0	0	1	0	2	0	3		7
56-STOLEN VEHICLE	2	1	0	2	3	0	8		5
56B-RECOVERED STOLEN VEHICLE	0	0	0	3	0	2	5		8
58A-SUICIDE ATTEMPT	0	0	2	8	4	0	14		13
60-SUSPICIOUS PERSON	58	86	50	81	50	7	332		393
60A-SUSPICIOUS VEHICLE	20	22	9	26	34	1	112		124
61-HOUSE CHECK	94	119	123	121	126	0	583		780
61A-EXTRA PATROL	3	9	20	21	9	0	62		85
61B-TARGET PATROL	155	206	216	129	151	3	860		813
62-TRAFFIC DETAIL	0	2	2	2	4	3	13		19

CALLS FOR SERVICE SUMMARY
JANUARY 1 - MARCH 31, 2019

CODE# & DESCRIPTION	DISTRICTS					DISTRICT 0	JAN-MAR 2019 TOTAL	VS.	JAN-MAR 2018 TOTAL	
	001	002	003	004	005	MUTUAL AID OUTSIDE CITY				
64-VANDALISM	4	6	5	8	5	0	28		23	
70-TRAFFIC VIOLATOR	470	405	133	388	449	296	2,141		2,320	
72-SPEEDER OR RECKLESS DRIVER	9	44	18	29	70	44	214		163	
74-DISABLED OR MOTORIST ASSIST	28	56	9	33	118	21	265		216	
76-VEHICLE BLOCKING	28	34	16	37	27	3	145		146	
76A-PARKING VIOLATOR	23	40	35	39	14	0	151		109	
78-VEHICLE LOCKOUT	23	31	8	29	19	0	110		115	
8-ASSAULT	1	4	0	6	5	0	16		12	
80-ROADWAY OBSTRUCTION	12	10	11	8	18	0	59		80	
8A-MENACING THREATS	7	2	2	5	2	0	18		23	
8B-TELEPHONE HARASSMENT	2	1	4	7	4	0	18		20	
90-DISTURBANCE 2 UNITS	27	27	23	39	32	2	150		158	
90A-DISTURBANCE 1 UNIT	17	21	19	35	13	1	106		96	
90S-SMOKING VIOLATION	0	1	0	0	0	0	1		2	
913-FOOT PATROL	392	642	154	706	326	129	2,349		2,719	
96-MENTAL	6	3	4	7	17	0	37		22	
TOTAL CALLS	1,854	2,394	1,135	2,435	1,972	692	10,482		11,317	
TOTAL CALLS W/O 36C, 61B, 61, 70 & 913	635	916	506	999	858	264	4,178		4,202	
911 CALLS RECEIVED								10,323		10,204

CALLS FOR SERVICE
JANUARY 1, 2019 - MARCH 31, 2019



OFFENSE REPORT SUMMARY

ACTUAL NUMBER OF OFFENSE REPORTS	JAN-MAR 2019		JAN-MAR 2018
TOTAL	314	VS	298

GROUP A	DEPARTMENT CLASSIFICATION	IBR CODE	JAN-MAR 2019	VS	JAN-MAR 2018
	AGGRAVATED ASSAULT	13A	0		3
	BURGLARY/BREAKING AND ENTERING	220	20		19
	COUNTERFEITING/FORGERY	250	5		5
	CREDIT CARD/AUTOMATIC TELLER MACHINE FRAUD	26B	4		1
	DISTRUCTION/DAMAGE/VANDALISM OF PROPERTY	290	19		16
	DRUG EQUIPMENT VIOLATIONS	35B	36		52
	DRUG/NARCOTIC VIOLATIONS	35A	45		68
	EXTORTION/BLACKMAIL	210	1		3
	FALSE PRETENSES/SWINDLE/CONFIDENCE GAME	26A	9		7
	FORCIBLE FONDLING	11D	1		2
	FORCIBLE RAPE	11A	2		1
	IMPERSONATION	26C	0		4
	INTIMIDATION	13C	8		5
	KIDNAPPING/ABDUCTION	100	1		0
	MOTOR VEHICLE THEFT	240	6		4
	PORNOGRAPHY/OBSCENE MATERIAL	370	1		0
	RECEIVING STOLEN PROPERTY	280	3		3
	ROBBERY	120	0		2
	SIMPLE ASSAULT	13B	30		14
	THEFT - ALL OTHER LARCENY	23H	27		22
	THEFT - SHOPLIFTING	23C	10		6
	THEFT - THEFT FROM BUILDING	23D	9		12
	THEFT - THEFT FROM MOTOR VEHICLE	23F	30		24
	THEFT - THEFT OF VEHICLE PARTS OR ACCESSORIES	23G	5		3
	WEAPON LAW VIOLATIONS	520	1		11
	WIRE FRAUD	26E	0		0
	TOTAL GROUP A		273		287

B		IBR CODE	JAN-MAR	VS	JAN-MAR
	BAD CHECKS	90A	0		1
	CURFEW/LOITERING/VAGRANCY VIOLATIONS	90B	1		8
	DISORDERLY CONDUCT	90C	9		13
	DRIVING UNDER THE INFLUENCE	90D	54		39
	LIQUOR LAW VIOLATIONS	90G	3		3
	VOYEURISM	90H	0		0
	RUNAWAY	90I	2		2
	TRESPASS OF REAL PROPERTY	90J	5		1
	ALL OTHER OFFENSES	90Z	23		18
	TOTAL GROUP B		97		85

TOTAL OFFENSES REPORTED

370

372

TRAFFIC ENFORCEMENT SUMMARY

NUMBER OF CITATIONS ISSUED	JAN-MAR 2019 TOTAL	VS	JAN-MAR 2018 TOTAL
TOTAL	671		754

TYPE OF CITATION & SECTION#	JAN-MAR 2019 TOTAL	VS	JAN-MAR 2018 TOTAL
ACDA	37		53
ASSURED CLEAR DISTANCE, SPEED/ACDA	7		6
CHILD RESTRAINT SYSTEM, EXCEPTIONS	1		0
CHILD SUPPORT (SUS)	6		4
COMPLIANCE WITH LAWFUL ORDER OF POLICE OFFICER; FLEEING	0		1
DISPLAY LICENSE/VALIDATION	9		3
DISPLAY OF LICENSE PLATES	89		92
DIVIDED ROADWAYS	1		1
DRIVER LICENSE SUSPENDED	0		4
DRIVING UNDER THE INFLUENCE OF ALCOHOL OR DRUGS	59		45
DRIVING UNSAFE VEHICLE	0		1
DRIVING UPON DIVIDED ROADWAYS	2		1
DRIVING WITH TEMP PERMIT W/O LICENSED DRIVER	1		1
DRIVING WITHIN MARKED LANES	21		19
DUS - 12 POINT SUSPENSION	0		5
DUS - FRA	35		54
DUS - OVI COURT SUSPENSION	2		3
DUS - OVI SUSPENSION	5		2
DUS- FAIL TO REINSTATE	5		7
DUS NON COMPLIANCE SUSPENSION	0		1
DUS OR VIOLATION OF LICENSE RESTRICTION	18		30
EXP REGISTRATION	4		2
FAILURE TO REGISTER	5		4
FAIL TO CONTROL	5		13
FAIL TO STOP AT RED LIGHT	11		10
FAIL TO YIELD TO PEDESTRIAN	0		1
FAIL TO YIELD-PRIVATE DRIVE	2		1
FAILURE TO CONTROL	32		40
FAILURE TO REGISTER	3		5
FAILURE TO REINSTATE OL	15		10
FAILURE TO YIELD RIGHT OF WAY	0		1
FICTIOUS PLATES	2		3
FLASHING RED LIGHT	3		1
FOLLOWING TOO CLOSELY	1		2
FTY - EMERGENCY VEHICLE	1		0
FTY - STOPPED CRUISER	1		0
FTY - TURNING LEFT	8		13
FURNISHING FALSE INFORMATION TO OFFICER ISSUING TICKET	1		0
HEADLIGHTS REQUIRED	1		0
HIT/SKIP - CODE 2/4	4		8
HIT/SKIP - CODE 2P/4P	0		2
IMPROPER PASSING	1		0
IMPROPER TURNS AT INTERSECTION	0		2
INATTENTION	1		5
JUVENILE TRAFFIC OFFENDER	3		1
LANE CHANGE - UNSAFE	8		19
LEAVING THE SCENE OF AN ACCIDENT	1		0

TRAFFIC ENFORCEMENT SUMMARY

NUMBER OF CITATIONS ISSUED	JAN-MAR 2019 TOTAL	VS	JAN-MAR 2018 TOTAL
TOTAL	671		754

TYPE OF CITATION & SECTION#	JAN-MAR 2019 TOTAL	VS	JAN-MAR 2018 TOTAL
LEFT OF CENTER	0		4
LICENSE FORFEIT	18		10
LIGHTED HEADLIGHTS	1		1
LITTERING FROM MOTOR VEHICLE	2		1
MARKED LANES	18		13
MV STOP LIGHTS	1		0
NO LICENSE PLATE LIGHT	1		0
NO OPERATOR`S LICENSE	48		64
NO OPS	20		12
NON COMPLIANCE SUSPENSION	25		33
OBEYING TRAFFIC CONTROL DEVICES	6		4
OCCUPENT RESTRAINING DEVICES	0		1
ONE-WAY TRAFFIC - ROTARY ISLANDS	0		1
OPERATING MV OR MOTORCYCLE WITHOUT VALID LICENSE	1		0
OPERATION AT YIELD SIGN	1		0
OVI BREATH	5		0
OVI PER SE BREATH (.17 + (SUPER)	5		3
OVI REFUSAL (PRIOR W/20 YRS)	0		4
OVI REFUSAL CONVICTION (PRIOR W/20 YRS)	8		0
OVI, BREATH	6		1
OWNER OR OPERATOR ALLOWING ANOTHER TO DRIVE	1		0
PASSING - DOUBLE YELLOW	0		1
PASSING STOPPED SCHOOL BUS	2		1
PHYSICAL CONTROL	1		0
PHYSICAL CONTROL UNDER INFLUENCE	0		4
PROHIBITED ACTS	1		0
PROHIBITED TURN IN ROADWAY	0		1
PROHIBITED U-TURN	0		1
RECKLESS OPERATION	2		0
RECKLESS OPERATION - ROADWAY	1		1
RECKLESS OP-PRIVATE PROPERTY	1		2
RIGHT OF WAY IN CROSSWALK	1		1
RIGHT OF WAY RULE WHEN TURNING LEFT	1		1
RIGHT-OF-WAY ON ROADWAY	4		5
RULES FOR TURNS AT INTERSECTIONS	1		4
SEAT BELTS REQUIRED	3		2
SIGNAL LIGHTS	1		1
SPACE BETWEEN MOVING VEHICLES	1		0
SPEED - SCHOOL ZONE	2		3
SPEED - SLOW	0		1
SPEED LIMIT	150		218
STARTING AND BACKING VEHICLE	1		1
STOP AND YIELD RIGHT OF WAY SIGNS	1		0
STOP AND YIELD SIGNS	0		3
STOP SIGNS	18		15
STOPPING AFTER ACCIDENT INVOLVING DAMAGE TO REALITY	0		1
STOPPING AFTER ACCIDENT UPON PROPERTY OTHER THAN STREET	1		0

TRAFFIC ENFORCEMENT SUMMARY

NUMBER OF CITATIONS ISSUED	JAN-MAR 2019 TOTAL	VS	JAN-MAR 2018 TOTAL
TOTAL	671		754

TYPE OF CITATION & SECTION#	JAN-MAR 2019 TOTAL	VS	JAN-MAR 2018 TOTAL
STOPPING FOR SCHOOL BUS	6		2
TAIL LIGHT - ILLUMINATION OF REAR LICENSE PLATE	0		3
TEMP PERMIT (OPERATING SOLO)	4		4
TEMPORARY INSTRUCTION PERMIT	2		1
TIME FOR LIGHTED LIGHTS ON MOTOR VEHICLES	2		3
TRAFFIC CHARGES - HEADLIGHTS 4513.14A	2		2
TRAFFIC CHARGES - RIGHT OF WAY	0		1
TRAFFIC CHARGES- UNSAFE VEHICLE 4513.02A	1		0
TRAFFIC CHARGES-LICENSE PLATE 4513.05A	1		0
TRAFFIC CONTROL DEVICE	5		0
TRAFFIC CONTROL SIGNAL TERMS AND LIGHTS	0		1
TRAFFIC SIGNAL RIGHT TURN ON RED	2		0
TRANSFER OF OWNERSHIP AND REGISTRATION	1		0
TURN SIGNAL REQUIRED	10		6
TWO LIGHTS DISPLAYED	0		2
TWO OR MORE STOP LIGHTS REQUIRED	1		0
UNSAFE BACKING	2		4
UNSAFE LANE CHANGE	2		2
UNSAFE VEHICLE	0		1
USE ILLEGAL PLATES; TRANSFER OF REGISTRATION	0		2
USE OF SUNSCREENING, WINDOW TINT	0		5
USING TINTED GLASS AND OTHER VISION OBSCURING MATERIALS	0		4
U-TURN PROHIBITED	0		1
VEHICLES TRAVELING IN OPPOSITE DIRECTIONS	1		0
VIOL. PROBATIONARY LICENSE	2		3
WEAVING	1		0
WRONGFUL ENTRUSTMENT	0		1
YIELD SIGNS	20		15
YIELDING TO PUBLIC SAFETY VEHICLE	1		0
MISCELLANEOUS	0		1
TOTAL	837		959

PARKING CITATION CHARGES

TYPE OF CITATION & SECTION#	JAN-MAR 2019 TOTAL	VS	JAN-MAR 2018 TOTAL
HANDICAP PARKING	7		1
MANNER OF PARALLEL PARKING; HANDICAPPED PARKING	3		1
MAX CONTINUOUS STREET PARKING - SAME LOCATON	1		0
PARKING FIRE LANE	24		2
PROHIBITED PARKING ON STREETS & HIGHWAYS	2		0
PROHIBITED STANDING OR PARKING PLACES	20		3
TOTAL	57		7

TOTAL CITATIONS

894

966

ADULT ARREST SUMMARY

ACTUAL NUMBER OF ADULTS ARRESTED	JAN-MAR 2019 TOTAL	VS	JAN-MAR 2018 TOTAL
TOTAL	216		219

BREAKDOWN OF CHARGES	JAN-MAR 2018 TOTAL	VS	JAN-MAR 2017 TOTAL
AGGRAVATED MENACING	2		0
ANIMALS OR FOWL RUNNING AT LARGE	1		1
ASSAULT	11		3
BREAKING AND ENTERING	1		0
BURGLARY	0		1
CARRYING CONCEALED WEAPONS	0		1
CHILD SUPPORT (SUS)	1		0
CRIMINAL DAMAGING/ENDANGERING	1		2
CRIMINAL MISCHIEF	1		0
CRIMINAL TRESPASS	2		0
DISCHARGE OF FIREARM ON OR NEAR PROHIBITED PREMISES	0		1
DISORDERLY CONDUCT	3		5
DOMESTIC VIOLENCE - SIMPLE ASSAULT	11		4
DOMESTIC VIOLENCE - MENACING OR INTIMIDATION	2		1
DOMESTIC VIOLENCE - USE OF WEAPON OR AGGRAVATED INJURY	0		1
DRIVING UNDER OVI SUSPENSION	2		0
DRIVING UNDER SUSPENSION	3		1
DRIVING WHILE UNDER THE INFLUENCE OF ALCOHOL/ DRUGS	56		40
DRUG ABUSE - MARIJUANA	24		36
DRUG ABUSE - SCHEDULE I OR II SUBSTANCE	1		4
DRUG ABUSE - SCHEDULE III, IV, V SUBSTANCE	0		1
DRUG ABUSE-MARIJUANNA	1		0
DRUG PARAPHERNALIA	13		17
DUS - 12 POINT SUSPENSION	0		2
DUS NON COMPLIANCE SUSPENSION	1		4
ENDANGERING CHILDREN	1		1
EXP REGISTRATION	0		1
FAIL TO CONTROL	4		4
FAILURE TO APPEAR	1		0
FAILURE TO APPEAR; ISSUANCE OF WARRANT	2		1
FAILURE TO COMPLY WITH ORDER OR SIGNAL OF P.O. - ELUDE OR F	1		0
FAILURE TO CONTROL	1		0
FALSIFICATION	1		3
FORGERY	2		1
HAVING PHYSICAL CONTROL OF VEHICLE WHILE UNDER THE INFLUENCE	0		2
HAVING WEAPONS WHILE UNDER DISABILITY	1		2
HIT/SKIP - CODE 2/4	1		1
ILLEGAL CONVEYANCE OF DRUGS OF ABUSE - DETENTION MENTAL HEAL	0		1
ILLEGAL MANUFACTURE OF DRUGS OR CULTIVATION OF MARIJUANA	0		1
IMPROPER TURNS AT INTERSECTION	0		2
IMPROPERLY HANDLING FIREARMS IN A MOTOR VEHICLE	0		4
IMPROPERLY HANDLING FIREARMS IN MOTOR VEHICLE TRANSPORT LOAD	0		1
INDUCING PANIC	0		2
MAKING FALSE ALARMS	1		1

ADULT ARREST SUMMARY

ACTUAL NUMBER OF ADULTS ARRESTED	JAN-MAR 2019 TOTAL	VS	JAN-MAR 2018 TOTAL
TOTAL	216		219

BREAKDOWN OF CHARGES	JAN-MAR 2018 TOTAL	VS	JAN-MAR 2017 TOTAL
MARIJUANA DRUG PARAPHERNALIA	12		22
MARKED LANES	8		9
MENACING	1		1
NO OPS	3		5
OBSTRUCTING OFFICIAL BUSINESS	6		1
OFFENSES INVOLVING UNDERAGE PERSONS	0		2
OPEN CONTAINER LIQUOR	2		1
OVI	1		2
OVI BREATH	0		2
OVI REFUSAL (PRIOR W/20 YRS)	0		3
PERSONS UNDER 21 NOT TO PURCHASE BEER OR LIQUOR	1		0
PHYSICAL CONTROL	1		0
POSSESSING DRUG ABUSE INSTRUMENTS	9		9
POSSESSION OF DRUGS	4		9
POSSESSION OF MARIJUANA	1		0
PROHIBITED ACTS	0		1
PROHIBITION AGAINST SOLICITING/RIDING ON OUTSIDE OF VEH	0		1
PUBLIC INDECENCY	0		1
RAPE	0		1
RECEIVING STOLEN PROPERTY	5		3
RECKLESS OPERATION	3		0
RESISTING ARREST	2		0
RULES FOR TURNS AT INTERSECTIONS	0		1
SOLICITING - W/O PERMIT	1		0
SPEED	1		2
STOP SIGNS	0		2
TAMPERING W/EVIDENCE	0		1
TELECOMMUNICATIONS HARASSMENT	2		1
THEFT - ALL OTHER LARCENY	5		2
THEFT - FROM BUILDING	1		0
THEFT - SHOPLIFTING	3		0
THEFT - PETTY (<\$1000)	0		2
TRAFFICKING IN DRUGS	1		1
TURN SIGNAL REQUIRED	3		1
UNDERAGE POSSESSION - PURCHASE - CONSUMPTION	1		0
UNSAFE VEHICLE	0		2
USING WEAPONS WHILE INTOXICATED	0		3
VIOLATE PROTECTION ORDER OR CONSENT AGREEMENT	1		0
WARRANT ARREST FOREIGN AGENCY	44		56
WARRANT ARREST FTA/FTC	30		32
TOTAL CHARGES	305		332

JUVENILE ARREST SUMMARY

ACTUAL NUMBER OF JUVENILES ARRESTED	JAN-MAR 2019 TOTAL	VS	JAN-MAR 2018 TOTAL
TOTAL	11		42

BREAKDOWN OF CHARGES	JAN-MAR 2019 TOTAL	VS	JAN-MAR 2018 TOTAL
AGGRAVATED MENACING	0		2
ASSAULT	5		1
CONVEYANCE OR POSSESSION OF A DEADLY WEAPON - SCHOOL	0		1
CURFEW (13-17)	1		18
DISORDERLY CONDUCT	0		1
DOMESTIC VIOLENCE - SIMPLE ASSAULT	2		1
DRUG ABUSE - MARIJUANA	3		8
DRUG ABUSE - SCHEDULE I OR II SUBSTANCE	0		1
DRUG PARAPHERNALIA	0		2
FALSIFICATION	0		2
HAVING PHYSICAL CONTROL OF VEHICLE WHILE UNDER THE INFLUENCE	0		1
IDENTITY FRAUD	0		1
JUVENILE CIGARETTE OR OTHER TABACCO PRODUCTS VIOLATIONS	0		2
MAKING FALSE ALARMS	0		1
MARIJUANA DRUG PARAPHERNALIA	0		2
OBSTRUCTING OFFICIAL BUSINESS	1		0
OFFENSES INVOLVING UNDERAGE PERSONS	0		11
POSSESSION OF DRUGS	1		0
PROHIBITED ACTS	0		2
SEXUAL IMPOSITION	1		0
TELECOMMUNICATIONS HARASSMENT	1		0
TOBACCO	0		1
TOTAL	15		58

ACCIDENTS

TYPE OF ACCIDENT	JAN-MAR 2019 TOTAL	VS	JAN-MAR 2018 TOTAL
FATAL	0		1
PROPERTY DAMAGE	110		128
HIT SKIP*	0		26
INJURY ACCIDENT	48		47
INJURY HIT SKIP*	0		3
TOTALS	158		205

ACCIDENT ANALYSIS January - March 2019

January 1, 2019 through March 31, 2019 there were 158 reported traffic accidents, resulting in an average 1.76 accidents/day. Compared to 2018, accidents decreased 22.93% (2019 = 158; 2018 = 205).

Personal injury accidents (48) accounted for 30.4% of the total. Property damage accidents accounted for the majority of our activity with 110 reports being filed (69.6%).

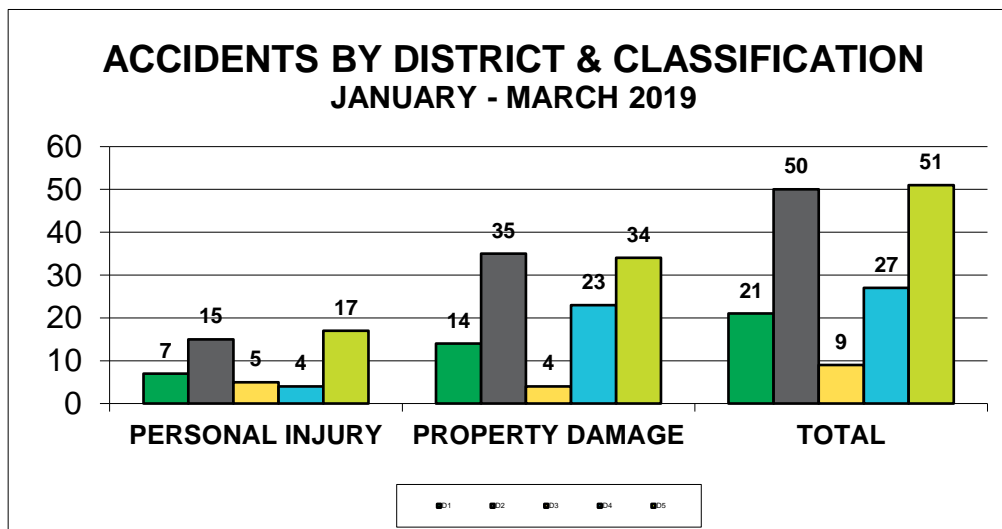
District 5 experienced the majority of accidents (51 or 32.3%) followed by District 2 with 50 accidents (31.6%). There were 21 collisions in District 1 (13.3%); 9 collisions in District 3 (5.7%); and 27 collisions in District 4 (17.1%). The busiest day of the week for accident activity for the reporting period was Thursday with 32 accidents (20.3%) reported. The second busiest day was Tuesday with 31 accidents (19.6%) reported. Accident activity for the remaining days of the week were as follows: Sunday = 13 (8.2%); Monday = 20 (12.7%); Wednesday = 29 (18.4%); Friday = 17 (10.8%); and Saturday = 16 (10.1%).

The most frequent contributing factor was Following Too Closely, which accounted for 37 or 23.4% of the accidents. The next most recurrent contributing factor was tied between Failure To Control accounting for 27 or 17.1% of the accidents for the reporting period. The busiest time of day for accident activity was between 7AM-8AM with 21 (13.3%) accidents.

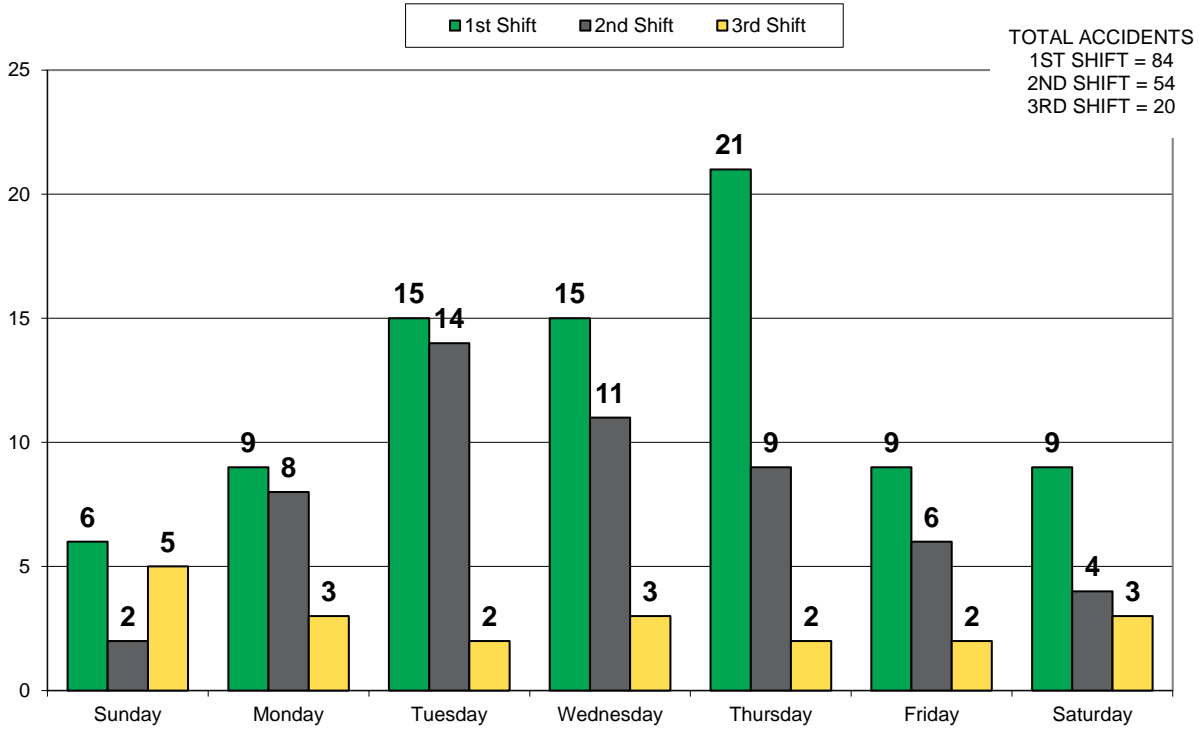
Ten (10) crashes were identified as having been alcohol related (6.3%). The drivers in these accidents were arrested and charged with OVI. One hundred forty-four (144) citations were issued to at fault drivers as a result of their accidents (91.1%).

ACCIDENTS BY DISTRICT & CLASSIFICATION

DISTRICT	PERSONAL INJURY	PROPERTY DAMAGE	TOTAL
D1	7	14	21
D2	15	35	50
D3	5	4	9
D4	4	23	27
D5	17	34	51
TOTAL	48	110	158



ACCIDENTS BY DAY OF WEEK & SHIFT JANUARY 1 - MARCH 31, 2019



ACCIDENTS & CITATIONS BY HOUR JANUARY 1 - MARCH 31, 2019

