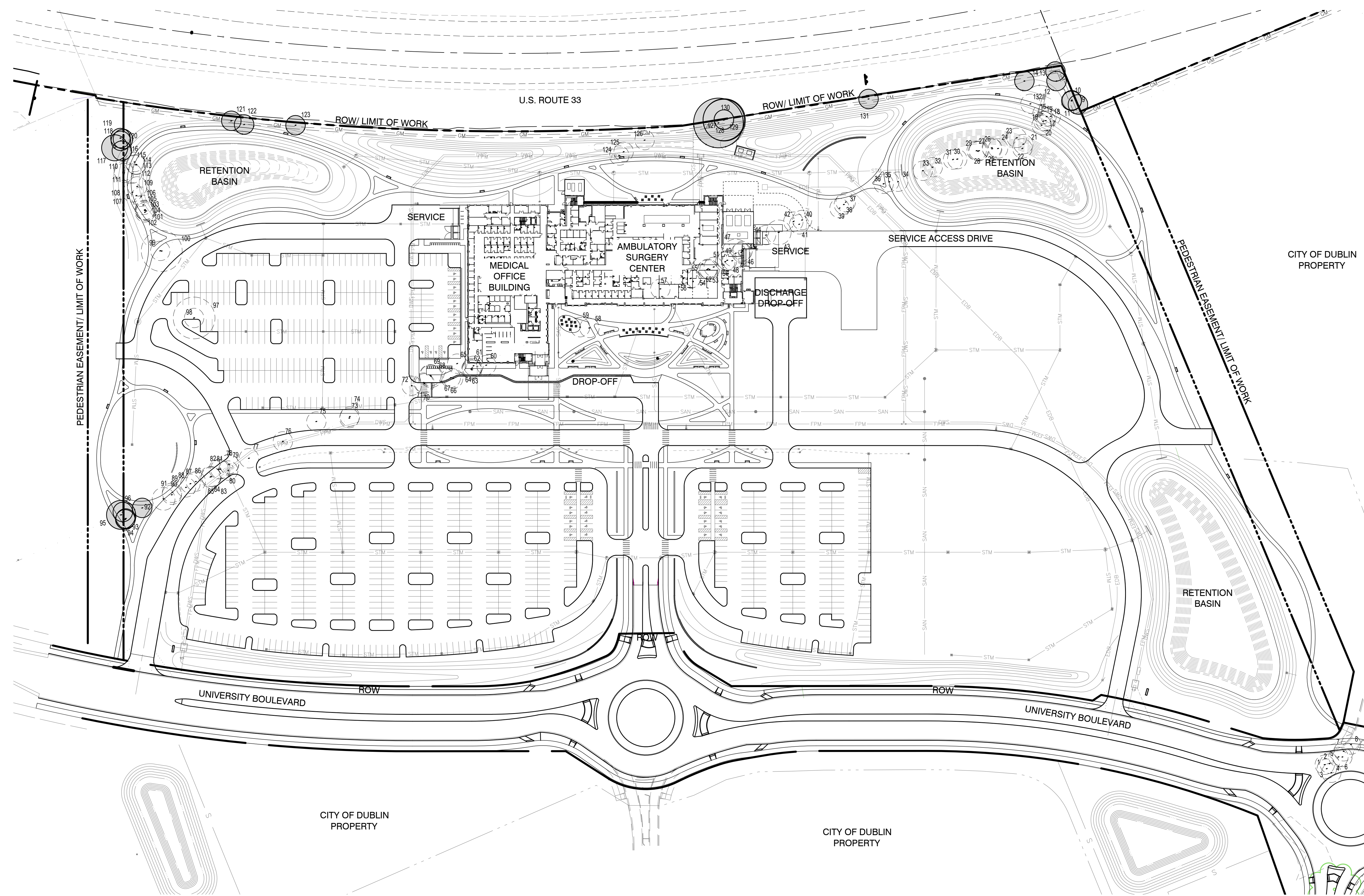
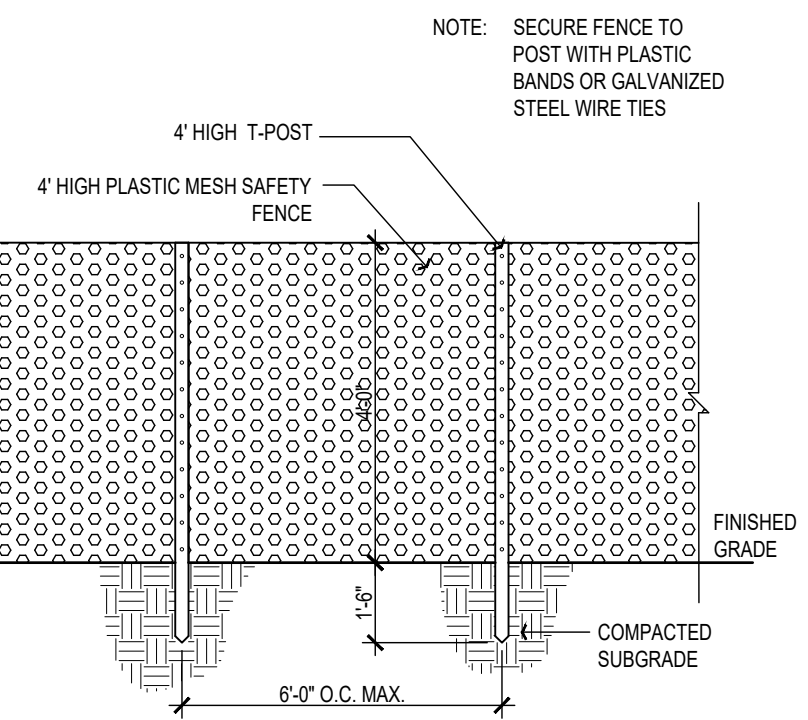
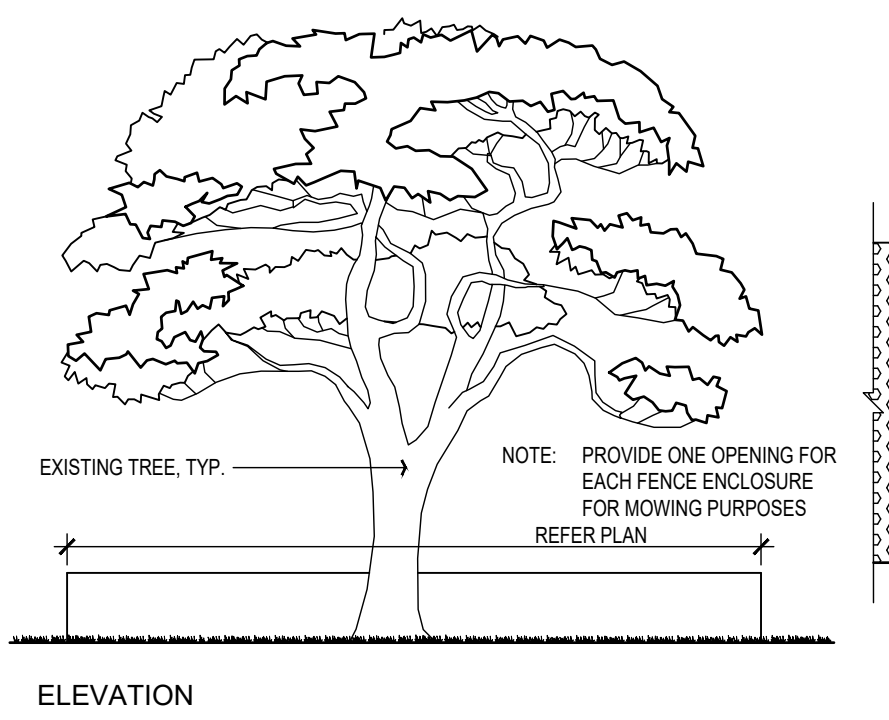
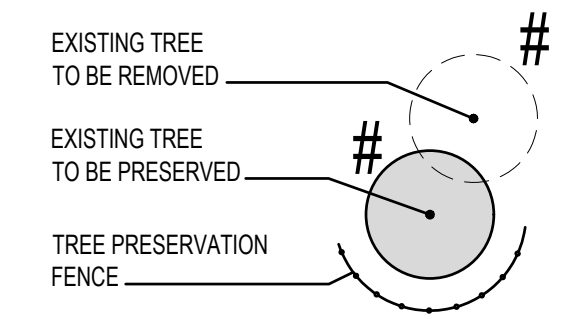


NO.	DATE	DESCRIPTION
REVISIONS		
OSU PROJECT NUMBER		OSU-180636-1
OSU WMC Regional Amb Facilities - Dublin		
PREPARED BY THE OHIO STATE UNIVERSITY FACILITIES OPERATION AND DEVELOPMENT COLUMBUS, OHIO		
PREPARED BY DLR Group Westlake Reed Leskosky 1422 EUCLID AVENUE, SUITE 300 CLEVELAND, OHIO 44115		
Overall Site Plan Rendering		SHEET NUMBER
		L0.02
OSU PROJ. NO. OSU-180636-1	FILE NAME	DRAWN BY RS
		DATE February 14, 2020



Tree Preservation Key



A TREE PROTECTION FENCE TYPICAL SECTION

EXISTING TREE INVENTORY

TREE #	SIZE	SPECIES	CONDITION	STATUS
1	6	MAPLE	GOOD	REMOVE
2	7	MAPLE	GOOD	REMOVE
3	7	CATALPA	GOOD	REMOVE
4	6	APPLE	GOOD	REMOVE
5	7	CATALPA	GOOD	REMOVE
6	10	CATALPA	FAIR	REMOVE
7	13	CATALPA	GOOD	REMOVE
8	7	CATALPA	GOOD	REMOVE
9	7	ELM	GOOD	PRESERVED
10	7	ELM	GOOD	PRESERVED
11	13	CATALPA	GOOD	PRESERVED
12	6	ELM	FAIR	PRESERVED
13	8	ELM	GOOD	PRESERVED
14	8	WILLOW	GOOD	PRESERVED
15	7	CATALPA	GOOD	REMOVE
16	6	ELM	GOOD	REMOVE
17	6	CATALPA	GOOD	REMOVE
18	6	ELM	GOOD	REMOVE
19	6	ELM	GOOD	REMOVE
20	11	CATALPA	GOOD	REMOVE
21	13	WILLOW	GOOD	REMOVE
22	7	WILLOW	GOOD	REMOVE
23	11	HACKBERRY	GOOD	REMOVE
24	13	ELM	WILLOW	REMOVE
25	11	HACKBERRY	FAIR	REMOVE
26	10	HACKBERRY	GOOD	REMOVE
27	6	COTTONWOOD	GOOD	REMOVE
28	6	COTTONWOOD	GOOD	REMOVE
29	11	COTTONWOOD	FAIR	REMOVE
30	8	ELM	GOOD	REMOVE
31	8	ELM	GOOD	REMOVE
32	7	MULBERRY	GOOD	REMOVE
33	8	MAPLE	GOOD	REMOVE
34	11	WILLOW	FAIR	REMOVE
35	7	ELM	FAIR	REMOVE
36	6	ELM	GOOD	REMOVE
37	7	WILLOW	GOOD	REMOVE
38	6	WILLOW	GOOD	REMOVE
39	7	MAPLE	FAIR	REMOVE
40	7	HAWTHORN	GOOD	REMOVE
41	13	HACKBERRY	FAIR	REMOVE
42	9	HAWTHORN	GOOD	REMOVE
43	19	HACKBERRY	GOOD	REMOVE
44	8	CHERRY	GOOD	REMOVE

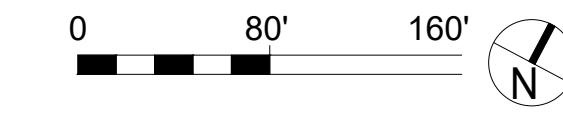
45	6	ELM	GOOD	REMOVE
46	12	HACKBERRY	GOOD	REMOVE
47	22	HACKBERRY	GOOD	REMOVE
48	7	CHERRY	GOOD	REMOVE
49	7	HACKBERRY	GOOD	REMOVE
50	12	HACKBERRY	GOOD	REMOVE
51	15	HACKBERRY	GOOD	REMOVE
52	8	HACKBERRY	GOOD	REMOVE
53	7	HACKBERRY	GOOD	REMOVE
54	11	HACKBERRY	FAIR	REMOVE
55	12	HACKBERRY	GOOD	REMOVE
56	6	CHERRY	POOR	REMOVE
57	8	ELM	GOOD	REMOVE
58	12	TREE	FAIR	REMOVE
59	14	MAPLE	GOOD	REMOVE
60	11	MULBERRY	GOOD	REMOVE
61	6	MULBERRY	GOOD	REMOVE
62	11	HACKBERRY	GOOD	REMOVE
63	11	CHERRY	GOOD	REMOVE
64	6	ELM	GOOD	REMOVE
65	11	MULBERRY	GOOD	REMOVE
66	8	WILLOW	GOOD	REMOVE
67	11	ELM	GOOD	REMOVE
68	18	HACKBERRY	GOOD	REMOVE
69	17	HACKBERRY	GOOD	REMOVE
70	13	CHERRY	GOOD	REMOVE
71	7	MAPLE	FAIR	REMOVE
72	7	WILLOW	GOOD	REMOVE
73	11	ELM	GOOD	REMOVE
74	11	WILLOW	GOOD	REMOVE
75	11	MULBERRY	GOOD	REMOVE
76	11	MULBERRY	GOOD	REMOVE
77	13	HACKBERRY	GOOD	REMOVE
78	11	ELM	FAIR	REMOVE
79	11	ELM	GOOD	REMOVE
80	11	HACKBERRY	GOOD	REMOVE
81	10	HACKBERRY	GOOD	REMOVE
82	11	HACKBERRY	GOOD	REMOVE
83	11	HACKBERRY	GOOD	REMOVE

84	7	HACKBERRY	GOOD	REMOVE
85	16	CHERRY	GOOD	REMOVE
86	11	HACKBERRY	GOOD	REMOVE
87	14	HACKBERRY	GOOD	REMOVE
88	14	HACKBERRY	GOOD	REMOVE
89	7	ELM	GOOD	REMOVE
90	11	HACKBERRY	GOOD	REMOVE
91	18	CHERRY	GOOD	REMOVE
92	6	HACKBERRY	GOOD	PRESERVED
93	7	HACKBERRY	FAIR	PRESERVED
94	11	HACKBERRY	GOOD	PRESERVED
95	22	TREE	GOOD	PRESERVED
96	11	HACKBERRY	GOOD	PRESERVED
97	32	HACKBERRY	GOOD	REMOVE
98	6	APPLE	GOOD	REMOVE
99	11	BIRCH	GOOD	REMOVE
100	32	HACKBERRY	GOOD	REMOVE
101	7	HACKBERRY	GOOD	REMOVE
102	11	HACKBERRY	GOOD	REMOVE
103	6	ASH	DEAD	REMOVE
104	6	ELM	FAIR	REMOVE
105	7	ELM	FAIR	REMOVE
106	7	LOCUST	GOOD	REMOVE
107	16	ELM	GOOD	REMOVE
108	10	BIRCH	GOOD	REMOVE
109	10	ELM	FAIR	REMOVE
110	10	BIRCH	GOOD	REMOVE
111	6	BIRCH	GOOD	REMOVE
112	13	CHERRY	GOOD	REMOVE
113	7	BIRCH	GOOD	REMOVE
114	11	BIRCH	GOOD	REMOVE
115	6	ELM	GOOD	REMOVE
116	7	HACKBERRY	GOOD	OFF-SITE
117	20	HACKBERRY	FAIR	OFF-SITE
118	7	ELM	GOOD	OFF-SITE
119	11	CHERRY	GOOD	OFF-SITE
120	6	ELM	GOOD	PRESERVED
121	12	MULBERRY	GOOD	PRESERVED
122	6	MULBERRY	GOOD	PRESERVED

123	6	HACKBERRY	GOOD	PRESERVED
124	13	HACKBERRY	GOOD	REMOVE
125	13	HACKBERRY	GOOD	REMOVE
126	6	PEAR	GOOD	REMOVE
127	38	WILLOW	GOOD	PRESERVED
128	32	WILLOW	GOOD	PRESERVED
129	32	WILLOW	GOOD	PRESERVED
130	11	HACKBERRY	GOOD	PRESERVED
131	11	PEAR	GOOD	PRESERVED
132	8	WILLOW	GOOD	PRESERVED

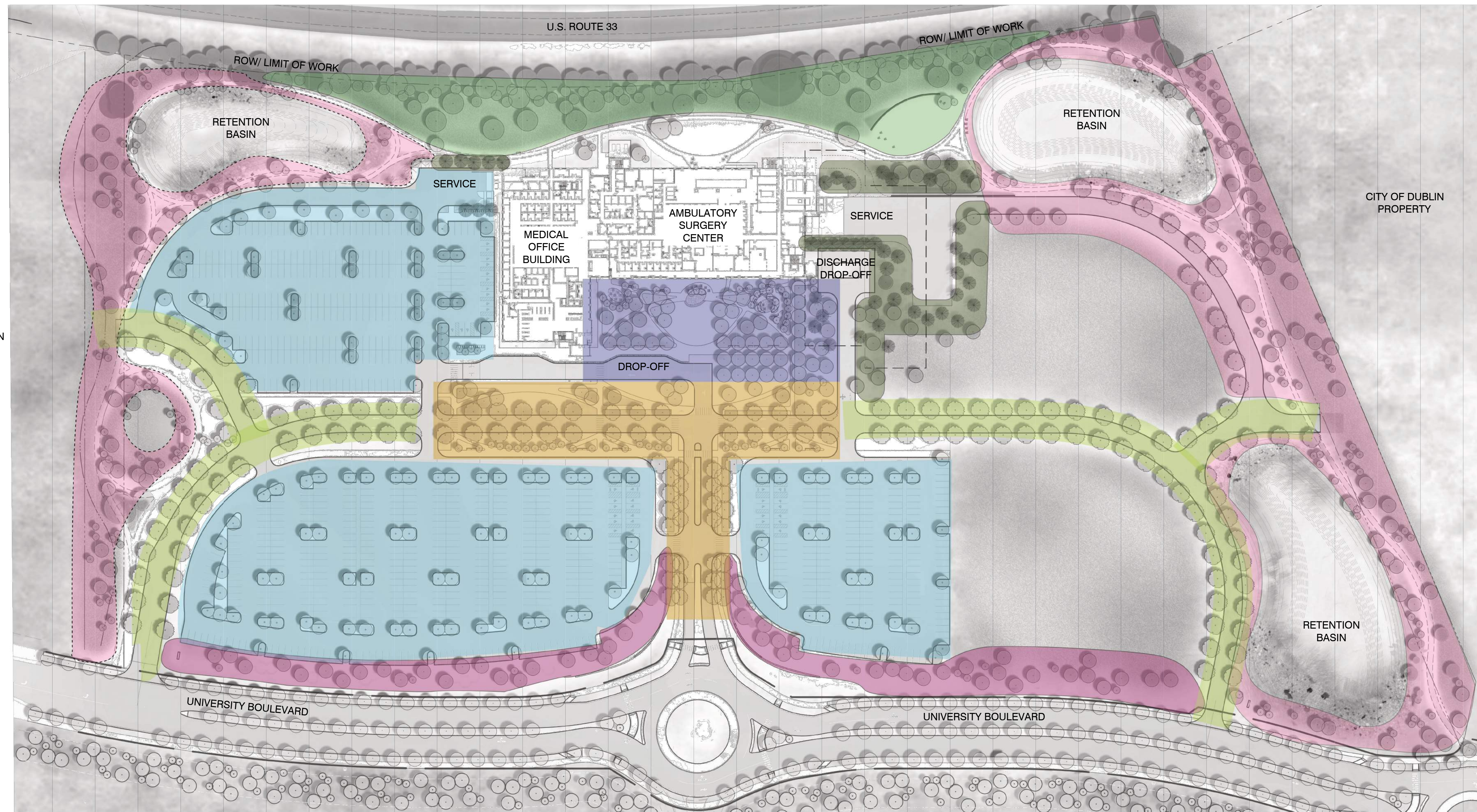
REPLACEMENT CALCULATIONS	INCHES REMOVED	REPLACEMENT INCHES REQ'D
PROTECTED TREES >6" (replace 1" for ea. 1" removed)	1,074	1,074
TOTAL REPLACEMENT INCHES REQUIRED*		1074
*(ASH & CALLERY PEARS NOT INCLUDED IN REPLACEMENT CALCULATIONS)		
TREE PRESERVATION CREDIT CALCULATIONS	INCHES PRESERVED	153.133(2)(d) INCHES CREDIT
Trunk Diameter of Preserved Existing Trees	257	257
TOTAL PRESERVED INCHES CREDIT**		257
***(ASH, CALLERY PEARS, AND "OFF-SITE" TREES NOT INCLUDED IN CREDIT CALCULATIONS)		

NOTE: SURVEY INFORMATION PROVIDED BY ADVANCED CIVIL DESIGN.







NO.	DATE	DESCRIPTION
		REVISIONS
		OSU PROJECT NUMBER OSU-180636-1
		OSU WMC Regional Amb Facilities - Dublin
		PREPARED BY THE OHIO STATE UNIVERSITY FACILITIES OPERATION AND DEVELOPMENT COLUMBUS, OHIO
		PREPARED BY DLR Group Westlake Reed Leskosky
		1422 EUCLID AVENUE, SUITE 300 CLEVELAND, OHIO 44115
		Tree Survey & Preservation Plan
		SHEET NUMBER L0.03
OSU PROJ. NO. OSU-180636-1	FILE NAME	DRAWN BY RS
		DATE February 14, 2020

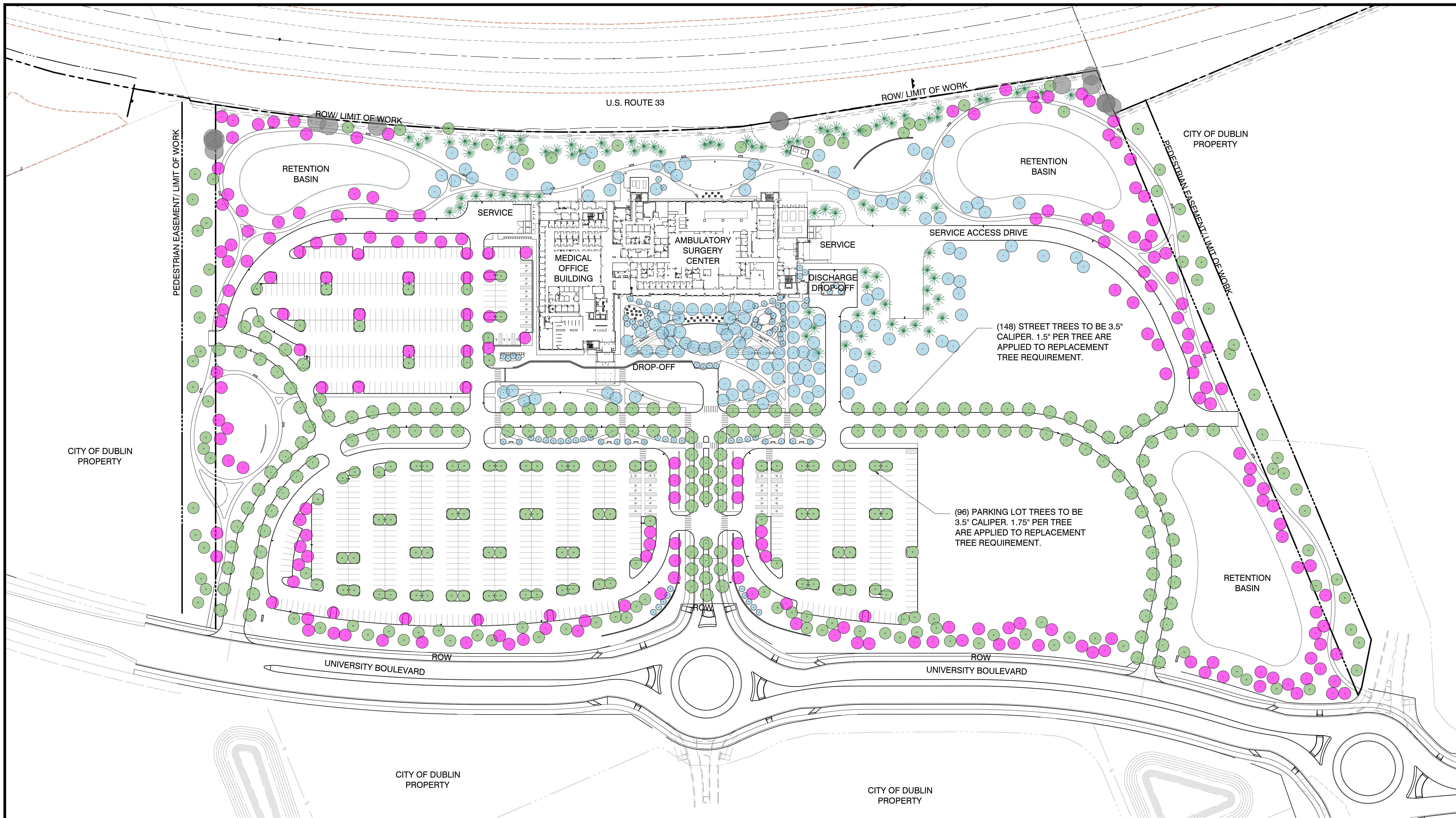
PLANTING CHARACTER
REGIONAL AMBULATORY FACILITY



- ENTRY ALLEE**
SPECIALIZED DOUBLE ALLEE TO SIGNIFY MAIN ENTRANCE
- STREET TREE**
LARGE SHADE TREES OF CONSISTENT SPECIES
- ARRIVAL / COURTYARD**
MIX OF SHADE TREES WITH HERBACEOUS GROUND PLANE AND LAWN
- PARKING PLANTING**
MIX OF SHADE TREES INCLUDING TREES USED IN THE STREET TREE TYPOLOGY
- US-33 SCREENING**
MIX OF EVERGREENS AND LARGE SHADE TREES ON EXAGGERATED BERM WITH NO-MOW SEED MIX
- EAST/WEST BUFFER**
MIX OF SHADE TREES WITH NOMOW SEED MIX
- UTILITY SCREEN**
MIX OF COURTYARD TREES, AND EVERGREEN SCREEN TO MASK UTILITY LANDSCAPES PER CODE
- SHIER RINGS ROAD**
SHADE TREES AND ORNAMENTAL TREES ALONG 3 FOOT BERM, RELATED TO EAST/WEST BUFFER, WITH SLIGHT VARIATIONS IN TREE MIX



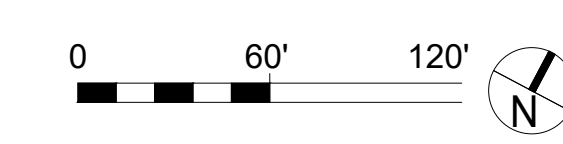
NO.	DATE	DESCRIPTION
REVISIONS		
OSU PROJECT NUMBER		OSU-180636-1
OSU WMC Regional Amb Facilities - Dublin		
PREPARED BY THE OHIO STATE UNIVERSITY FACILITIES OPERATION AND DEVELOPMENT COLUMBUS, OHIO		
PREPARED BY DLR Group Westlake Reed Leskosky 1422 EUCLID AVENUE, SUITE 300 CLEVELAND, OHIO 44115		
Planting Character		SHEET NUMBER L0.04
OSU PROJ. NO. OSU-180636-1	FILE NAME	DRAWN BY RS
		DATE February 14, 2020



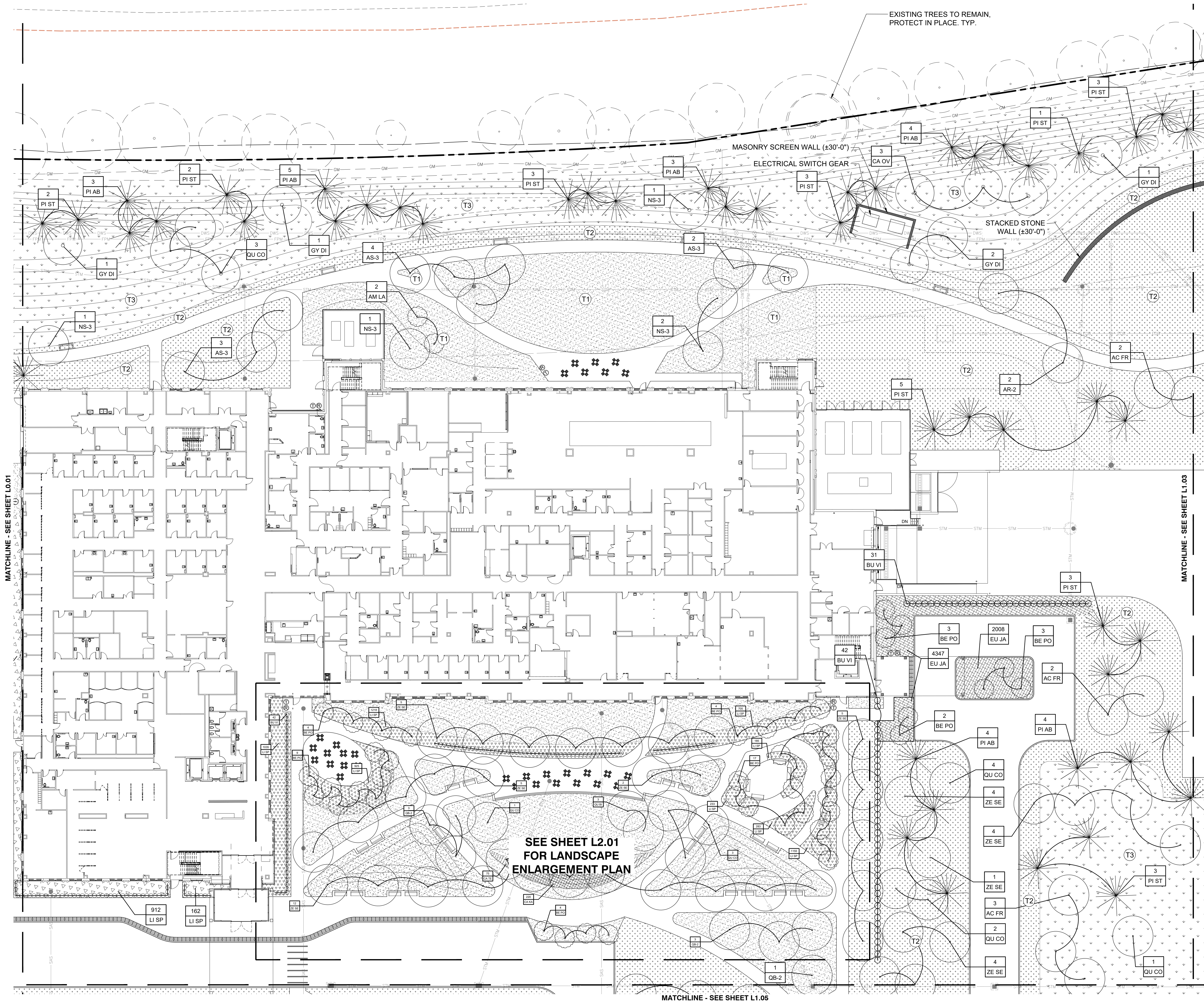
TREE REPLACEMENT CALCULATIONS					
TREES	QTY	SIZE	REQUIRED	SURPLUS	CALIPER INCHES
REPLACEMENT	211	3.5"	-	-	738.5"
PARKING LOT	96	3.5"	1.75"	1.75"	168"
STREET	149	3.5"	2"	1.5"	223.5"
TOTAL PROVIDED:					1,130"
TOTAL REQUIRED (Refer to Tree Replacement Table on Sheet L0.03)					1,074"

LEGEND

- LANDSCAPE CODE REQUIREMENT TREES**
 - EAST / WEST PERIMETER BUFFER
 - NORTH PERIMETER BUFFER (US-33)
 - SOUTH PARKING LOT BUFFER (UNIVERSITY BLVD.)
 - PARKING LOT LANDSCAPE AREA
 - STREET TREES
- TREE REPLACEMENT REQUIREMENT TREES**
- OPEN SPACE REQUIREMENT TREES**
- BUILDING GROUND COVERAGE (SF) TREE REQUIREMENT**
 - NEW DEVELOPMENT (ASSUMED USE: OFFICE-INSTITUTIONAL BUILDING)
 - (257) Tree Preservation Caliper Inches Credit applied to Code Requirement
 - 266,000 SF Building / 1,500 = 178 Caliper Inches Required
 - Refer to Tree Replacement Table on Sheet L0.03



NO.	DATE	DESCRIPTION
REVISIONS		
OSU PROJECT NUMBER		OSU-180636-1
OSU WMC Regional Amb Facilities - Dublin		
PREPARED BY THE OHIO STATE UNIVERSITY FACILITIES OPERATION AND DEVELOPMENT COLUMBUS, OHIO		
PREPARED BY DLR Group Westlake Reed Leskosky 1422 EUCLID AVENUE, SUITE 300 CLEVELAND, OHIO 44115		
Landscape Site Key Plan		SHEET NUMBER L0.05
OSU PROJ. NO. OSU-180636-1	FILE NAME	DRAWN BY RS
		DATE February 14, 2020

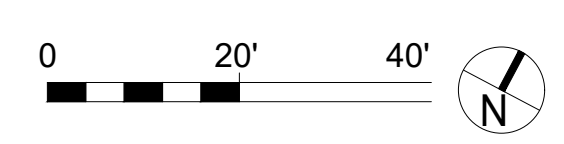


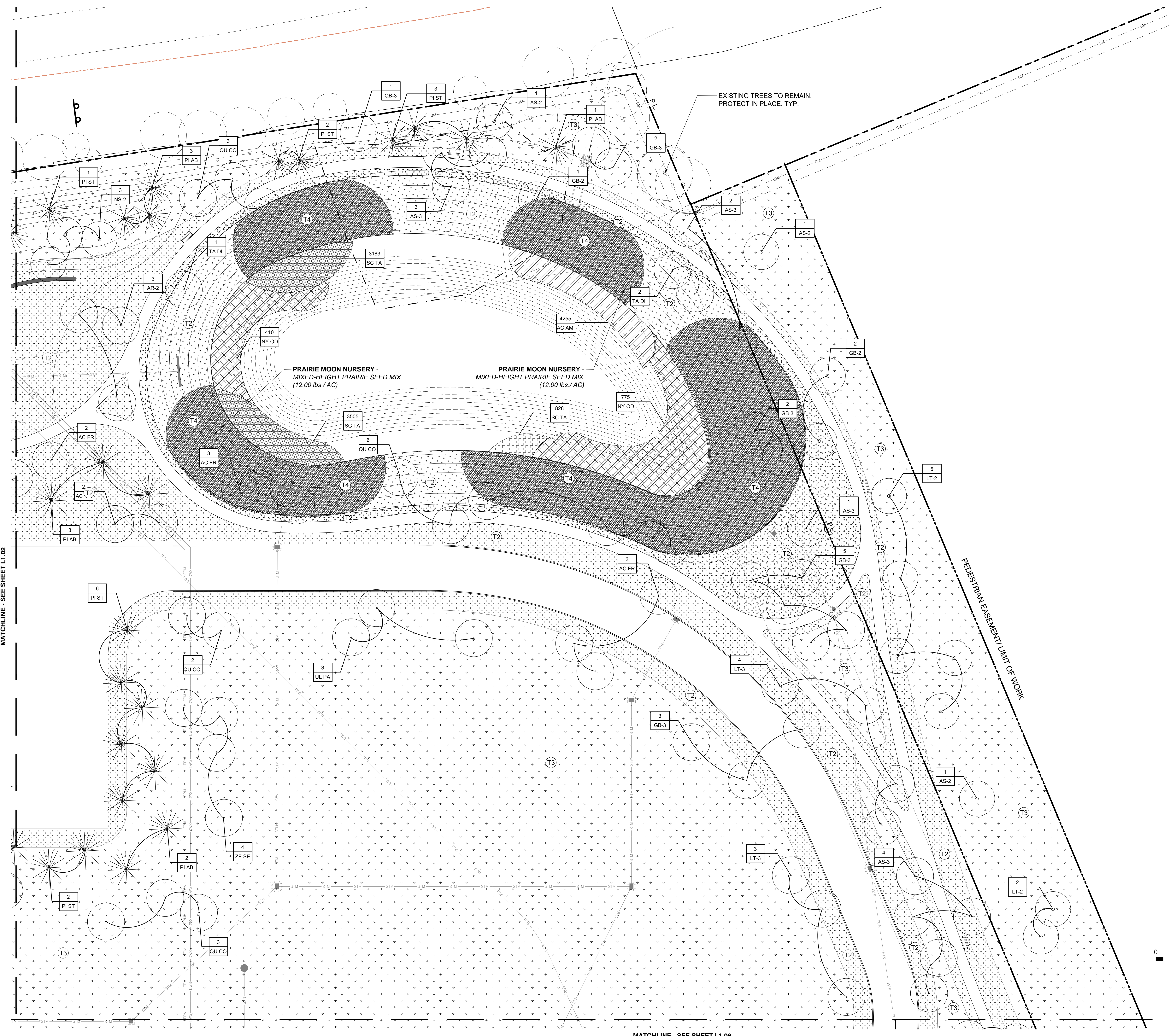
PLANTING LEGEND

KEY	COMMON NAME	SPECIES NAME	SIZE	SPACING
TREES				
AC FR	Celebration Maple	<i>Acer x freemanii 'Celebration'</i>	2" CAL. / B&B	PER PLAN
AR-2	Red Maple	<i>Acer rubrum</i>	2" CAL. / B&B	PER PLAN
AR-3	Red Maple	<i>Acer rubrum</i>	3.5" CAL. / B&B	PER PLAN
AS-2	Sugar Maple	<i>Acer saccharum</i>	2" CAL. / B&B	PER PLAN
AS-3	Sugar Maple	<i>Acer saccharum</i>	3.5" CAL. / B&B	PER PLAN
AM LA	Serviceberry	<i>Amelanchier laevis</i>	6-8" HT. MULTI-STEM / B&B	PER PLAN
BE PO	Whitespire Birch	<i>Betula populifolia 'Whitespire'</i>	10' HT. MULTI-STEM / B&B	PER PLAN
CA OV	Shagbark Hickory	<i>Carya ovata</i>	2" CAL. / B&B	PER PLAN
GB-2	Ginkgo	<i>Ginkgo biloba</i>	2" CAL. / B&B	PER PLAN
GB-3	Ginkgo	<i>Ginkgo biloba</i>	3.5" CAL. / B&B	PER PLAN
GY DI	Kentucky Coffee Tree	<i>Gymnocladus dioica</i>	2" CAL. / B&B	PER PLAN
LT-2	Tuliptree	<i>Liriodendron tulipifera</i>	2" CAL. / B&B	PER PLAN
LT-3	Tuliptree	<i>Liriodendron tulipifera</i>	3.5" CAL. / B&B	PER PLAN
NS-2	Black Tupelo	<i>Nyssa sylvatica</i>	2" CAL. / B&B	PER PLAN
NS-3	Black Tupelo	<i>Nyssa sylvatica</i>	3.5" CAL. / B&B	PER PLAN
PI AB	Norway Spruce	<i>Picea abies</i>	6' HT. / B&B	PER PLAN
PI ST	White Pine	<i>Pinus strobus</i>	6' HT. / B&B	PER PLAN
PL AC	London Plane Tree	<i>Platanus x acerifolia 'Exclamation'</i>	3.5" CAL. / B&B	PER PLAN
QB-2	Swamp White Oak	<i>Quercus alba</i>	2" CAL. / B&B	PER PLAN
QB-3	Swamp White Oak	<i>Quercus alba</i>	3.5" CAL. / B&B	PER PLAN
QU CO	Scarlet Oak	<i>Quercus coccinea</i>	2" CAL. / B&B	PER PLAN
QM-2	Bur Oak	<i>Quercus macrocarpa</i>	2" CAL. / B&B	PER PLAN
QM-3	Bur Oak	<i>Quercus macrocarpa</i>	3.5" CAL. / B&B	PER PLAN
TA DI	Bald Cypress	<i>Taxodium distichum</i>	2" CAL. / B&B	PER PLAN
UL PA	Lacebark Elm	<i>Ulmus parvifolia</i>	3.5" CAL. / B&B	PER PLAN
UA-2	Princeton Elm	<i>Ulmus americana 'Princeton'</i>	2" CAL. / B&B	PER PLAN
UA-3	Princeton Elm	<i>Ulmus americana 'Princeton'</i>	3.5" CAL. / B&B	PER PLAN
ZE SE	Green Vase Zelkova	<i>Zelkova serrata 'Green Vase'</i>	2" CAL. / B&B	PER PLAN
SHRUBS				
BU SE	Dwarf English Boxwood	<i>Buxus sempervirens 'Suffruticosa'</i>	#1 CONT.	24" O.C.
VI BU	Burkwood Viburnum	<i>Viburnum burkwoodii</i>	4' HT. / B&B	PER PLAN

PATTERN	KEY	COMMON NAME	SPECIES NAME	SIZE	SPACING
GROUND COVERS & GRASSES					
[Pattern]	CA KA	Feather Reed Grass	<i>Calamagrostis x acutiflora 'Karl Foerster'</i>	#1 CONT.	16" O.C.
[Pattern]	CA TE	Orange New Zealand Sedge	<i>Carex testacea</i>	#1 CONT.	16" O.C.
[Pattern]	LI SP	Lilyturf	<i>Liriope spicata</i>	#1 CONT.	12" O.C.
[Pattern]	EU JA	Japanese Euonymus	<i>Euonymus japonicus</i>	PEAT POT	8" O.C.
TURF & PRAIRIE PLANTING					
[Pattern]	T1	Sodded Turf	-	-	PER PLAN
[Pattern]	T2	Seeded Turf Mix (Mowed Area)	-	SEED MIX	PER PLAN
[Pattern]	T3	Seeded Turf Mix (No Mow Area)	-	SEED MIX	PER PLAN
[Pattern]	T4	Prairie Planting	See Plan	SEED MIX	PER PLAN
WETLAND PLANTS					
[Pattern]	AC AM	American Sweet Flag	<i>Acorus americanus</i>	38 PER TRAY, 2.25" x 5" D	7-7.5" O.C.
[Pattern]	JU AM	American Water-Willow	<i>Justicia americana</i>	2-3/8" x 3-3/4" D, OPEN BOTTOM POT	7-7.5" O.C.
[Pattern]	NY OD	American White Water Lily	<i>Nymphaea odorata</i>	6"-12" RHIZOME	24" O.C.
[Pattern]	SA LA	Arrowhead	<i>Sagittaria latifolia</i>	38 PER TRAY, 2.25" x 5" D	6-6.5" O.C.
[Pattern]	SC TA	Softstem Bulrush	<i>Schoenoplectus tabernaemontani</i>	38 PER TRAY, 2.25" x 5" D	7" O.C.
[Pattern]	CA GR	Gray's Sedge	<i>Carex grayi</i>	#1 CONT.	12" O.C.

NO.	DATE	DESCRIPTION
REVISIONS		
		OSU PROJECT NUMBER OSU-180636-1
OSU WMC Regional Amb Facilities - Dublin		
PREPARED BY THE OHIO STATE UNIVERSITY FACILITIES OPERATION AND DEVELOPMENT COLUMBUS, OHIO		
PREPARED BY DLR Group Westlake Reed Leskosky		
1422 EUCLID AVENUE, SUITE 300 CLEVELAND, OHIO 44115		
Landscape Plan		SHEET NUMBER L1.02
OSU PROJ. NO. OSU-180636-1	FILE NAME	DRAWN BY RS DATE February 14, 2020





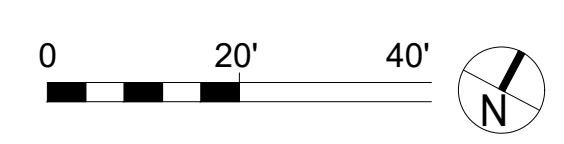
PLANTING LEGEND

KEY	COMMON NAME	SPECIES NAME	SIZE	SPACING
TREES				
AC FR	Celebration Maple	<i>Acer x freemanii 'Celebration'</i>	2" CAL. / B&B	PER PLAN
AR-2	Red Maple	<i>Acer rubrum</i>	2" CAL. / B&B	PER PLAN
AR-3	Red Maple	<i>Acer rubrum</i>	3.5" CAL. / B&B	PER PLAN
AS-2	Sugar Maple	<i>Acer saccharum</i>	2" CAL. / B&B	PER PLAN
AS-3	Sugar Maple	<i>Acer saccharum</i>	3.5" CAL. / B&B	PER PLAN
AM LA	Serviceberry	<i>Amelanchier laevis</i>	6-8" HT. MULTI-STEM / B&B	PER PLAN
BE PO	Whitespire Birch	<i>Betula populifolia 'Whitespire'</i>	10' HT. MULTI-STEM / B&B	PER PLAN
CA OV	Shagbark Hickory	<i>Carya ovata</i>	2" CAL. / B&B	PER PLAN
GB-2	Ginkgo	<i>Ginkgo biloba</i>	2" CAL. / B&B	PER PLAN
GB-3	Ginkgo	<i>Ginkgo biloba</i>	3.5" CAL. / B&B	PER PLAN
GY DI	Kentucky Coffee Tree	<i>Gymnocladus dioica</i>	2" CAL. / B&B	PER PLAN
LT-2	Tuliptree	<i>Liriodendron tulipifera</i>	2" CAL. / B&B	PER PLAN
LT-3	Tuliptree	<i>Liriodendron tulipifera</i>	3.5" CAL. / B&B	PER PLAN
NS-2	Black Tupelo	<i>Nyssa sylvatica</i>	2" CAL. / B&B	PER PLAN
NS-3	Black Tupelo	<i>Nyssa sylvatica</i>	3.5" CAL. / B&B	PER PLAN
PI AB	Norway Spruce	<i>Picea abies</i>	6" HT. / B&B	PER PLAN
PI ST	White Pine	<i>Pinus strobus</i>	6" HT. / B&B	PER PLAN
PL AC	London Plane Tree	<i>Platanus x acerifolia 'Exclamation'</i>	3.5" CAL. / B&B	PER PLAN
QB-2	Swamp White Oak	<i>Quercus alba</i>	2" CAL. / B&B	PER PLAN
QB-3	Swamp White Oak	<i>Quercus alba</i>	3.5" CAL. / B&B	PER PLAN
QU CO	Scarlet Oak	<i>Quercus coccinea</i>	2" CAL. / B&B	PER PLAN
QM-2	Bur Oak	<i>Quercus macrocarpa</i>	2" CAL. / B&B	PER PLAN
QM-3	Bur Oak	<i>Quercus macrocarpa</i>	3.5" CAL. / B&B	PER PLAN
TA DI	Bald Cypress	<i>Taxodium distichum</i>	2" CAL. / B&B	PER PLAN
UL PA	Lacebark Elm	<i>Ulmus parvifolia</i>	3.5" CAL. / B&B	PER PLAN
UA-2	Princeton Elm	<i>Ulmus americana 'Princeton'</i>	2" CAL. / B&B	PER PLAN
UA-3	Princeton Elm	<i>Ulmus americana 'Princeton'</i>	3.5" CAL. / B&B	PER PLAN
ZE SE	Green Vase Zelkova	<i>Zelkova serrata 'Green Vase'</i>	2" CAL. / B&B	PER PLAN
SHRUBS				
BU SE	Dwarf English Boxwood	<i>Buxus sempervirens 'Sulfruticosa'</i>	#1 CONT.	24" O.C.
VI BU	Burkwood Viburnum	<i>Viburnum burkwoodii</i>	4" HT. / B&B	PER PLAN

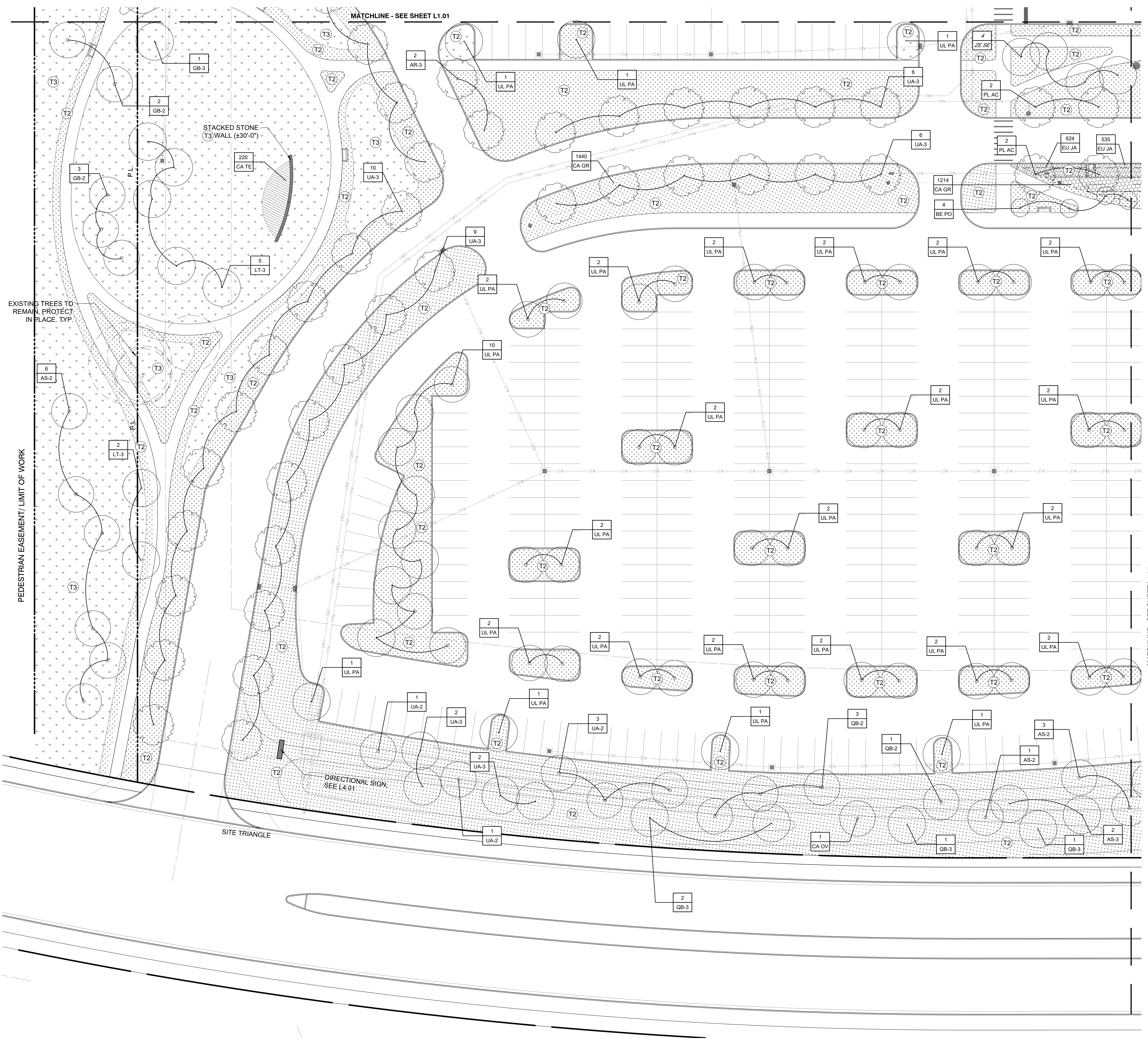
PATTERN	KEY	COMMON NAME	SPECIES NAME	SIZE	SPACING
GROUND COVERS & GRASSES					
[Pattern]	CA KA	Feather Reed Grass	<i>Calamagrostis x acutiflora 'Karl Foerster'</i>	#1 CONT.	16" O.C.
[Pattern]	CA TE	Orange New Zealand Sedge	<i>Carex testacea</i>	#1 CONT.	16" O.C.
[Pattern]	LI SP	Lilyturf	<i>Liriope spicata</i>	#1 CONT.	12" O.C.
[Pattern]	EU JA	Japanese Euonymous	<i>Euonymus japonicus</i>	PEAT POT	8" O.C.
TURF & PRAIRIE PLANTING					
[Pattern]	(T1)	Sodded Turf	-	-	PER PLAN
[Pattern]	(T2)	Seeded Turf Mix (Mowed Area)	-	SEED MIX	PER PLAN
[Pattern]	(T3)	Seeded Turf Mix (No Mow Area)	-	SEED MIX	PER PLAN
[Pattern]	(T4)	Prairie Planting	See Plan	SEED MIX	PER PLAN
WETLAND PLANTS					
[Pattern]	AC AM	American Sweet Flag	<i>Acorus americanus</i>	38 PER TRAY, 2.25' x 5' D	7-7.5' O.C.
[Pattern]	JU AM	American Water-Willow	<i>Justicia americana</i>	2-3/8" x 3-3/4" D, OPEN BOTTOM POT	7-7.5' O.C.
[Pattern]	NY OD	American White Water Lily	<i>Nymphaea odorata</i>	6"-12" RHIZOME	24" O.C.
[Pattern]	SA LA	Arrowhead	<i>Sagittaria latifolia</i>	38 PER TRAY, 2.25' x 5' D	6-6.5' O.C.
[Pattern]	SC TA	Softstem Bulrush	<i>Schoenoplectus tabernaemontani</i>	38 PER TRAY, 2.25' x 5' D	7" O.C.
[Pattern]	CA GR	Gray's Sedge	<i>Carex grayi</i>	#1 CONT.	12" O.C.

MATCHLINE - SEE SHEET L1.02

MATCHLINE - SEE SHEET L1.06



NO.	DATE	DESCRIPTION
REVISIONS		
OSU PROJECT NUMBER		OSU-180636-1
OSU WMC Regional Amb Facilities - Dublin		
PREPARED BY THE OHIO STATE UNIVERSITY FACILITIES OPERATION AND DEVELOPMENT COLUMBUS, OHIO		
PREPARED BY DLR Group Westlake Reed Leskosky 1422 EUCLID AVENUE, SUITE 300 CLEVELAND, OHIO 44115		
Landscape Plan		SHEET NUMBER L1.03
OSU PROJ. NO. OSU-180636-1	FILE NAME	DRAWN BY RS
		DATE February 14, 2020

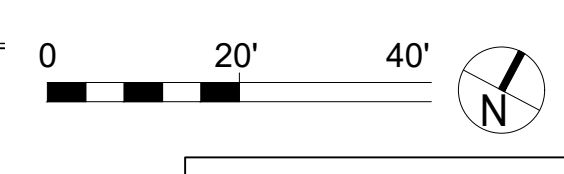


PLANTING LEGEND

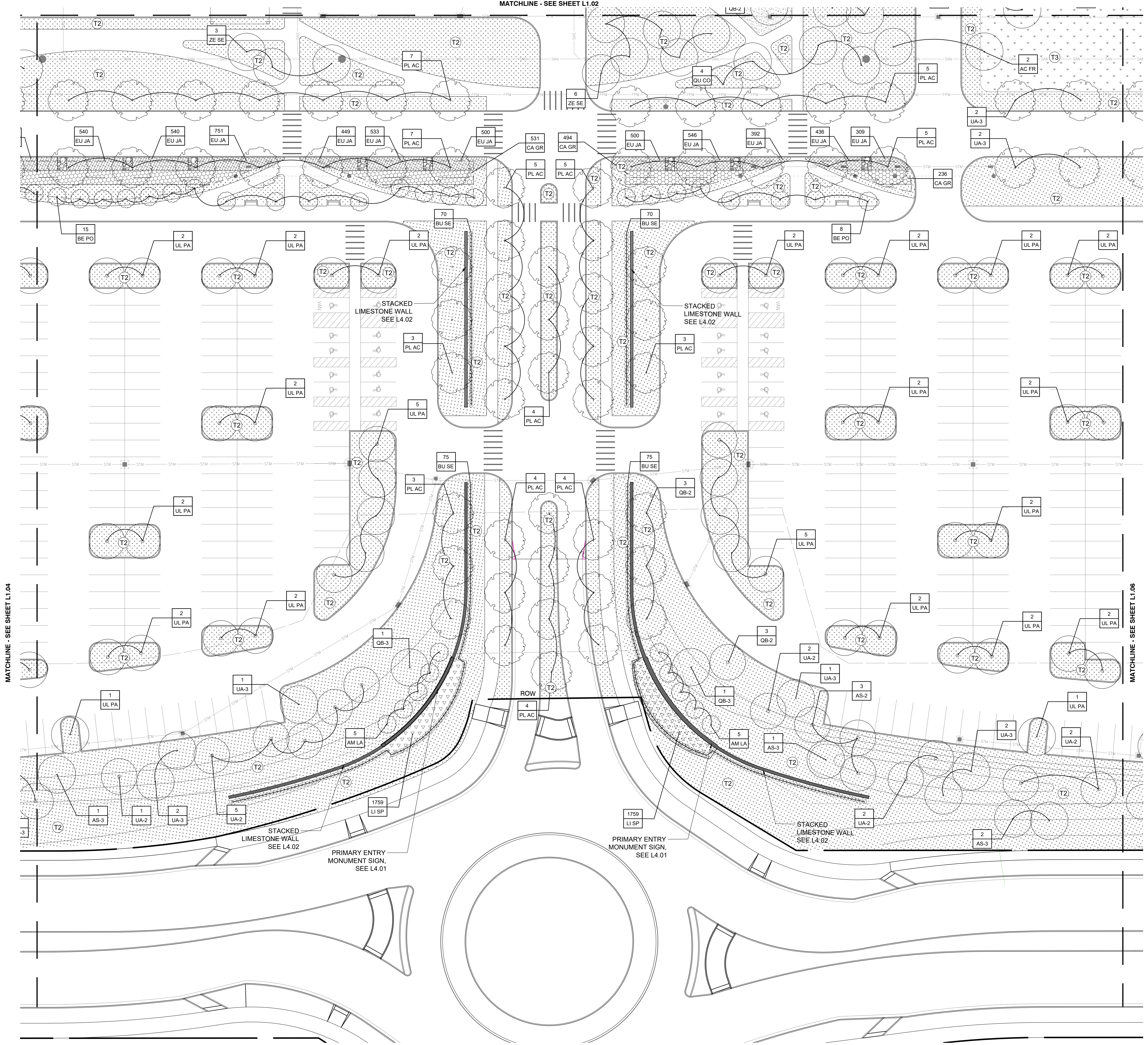
KEY	COMMON NAME	SPECIES NAME	SIZE	SPACING
TREES				
AC FR	Celebration Maple	<i>Acer x 'freemanii' 'Celebration'</i>	2" CAL. / B&B	PER PLAN
AR-2	Red Maple	<i>Acer rubrum</i>	2" CAL. / B&B	PER PLAN
AR-3	Red Maple	<i>Acer rubrum</i>	3.5" CAL. / B&B	PER PLAN
AS-2	Sugar Maple	<i>Acer saccharum</i>	2" CAL. / B&B	PER PLAN
AS-3	Sugar Maple	<i>Acer saccharum</i>	3.5" CAL. / B&B	PER PLAN
AM LA	Serviceberry	<i>Amelanchier laevis</i>	6-8" HT. MULTI-STEM / B&B	PER PLAN
BE PO	Whitespire Birch	<i>Betula populifolia 'Whitespire'</i>	10' HT. MULTI-STEM / B&B	PER PLAN
CA OV	Shagbark Hickory	<i>Carya ovata</i>	2" CAL. / B&B	PER PLAN
GB-2	Ginkgo	<i>Ginkgo biloba</i>	2" CAL. / B&B	PER PLAN
GB-3	Ginkgo	<i>Ginkgo biloba</i>	3.5" CAL. / B&B	PER PLAN
GY DI	Kentucky Coffee Tree	<i>Gymnocladus dioica</i>	2" CAL. / B&B	PER PLAN
LT-2	Tuliptree	<i>Liriodendron tulipifera</i>	2" CAL. / B&B	PER PLAN
LT-3	Tuliptree	<i>Liriodendron tulipifera</i>	3.5" CAL. / B&B	PER PLAN
NS-2	Black Tupelo	<i>Nyssa sylvatica</i>	2" CAL. / B&B	PER PLAN
NS-3	Black Tupelo	<i>Nyssa sylvatica</i>	3.5" CAL. / B&B	PER PLAN
PI AB	Norway Spruce	<i>Picea abies</i>	6" HT. / B&B	PER PLAN
PI ST	White Pine	<i>Pinus strobus</i>	6" HT. / B&B	PER PLAN
PL AC	London Plane Tree	<i>Platanus x acerifolia 'Exclamation'</i>	3.5" CAL. / B&B	PER PLAN
QB-2	Swamp White Oak	<i>Quercus alba</i>	2" CAL. / B&B	PER PLAN
QB-3	Swamp White Oak	<i>Quercus alba</i>	3.5" CAL. / B&B	PER PLAN
QU CO	Scarlet Oak	<i>Quercus coccinea</i>	2" CAL. / B&B	PER PLAN
QM-2	Bur Oak	<i>Quercus macrocarpa</i>	2" CAL. / B&B	PER PLAN
QM-3	Bur Oak	<i>Quercus macrocarpa</i>	3.5" CAL. / B&B	PER PLAN
TA DI	Bald Cypress	<i>Taxodium distichum</i>	2" CAL. / B&B	PER PLAN
UL PA	Lacebark Elm	<i>Ulmus parvifolia</i>	3.5" CAL. / B&B	PER PLAN
UA-2	Princeton Elm	<i>Ulmus americana 'Princeton'</i>	2" CAL. / B&B	PER PLAN
UA-3	Princeton Elm	<i>Ulmus americana 'Princeton'</i>	3.5" CAL. / B&B	PER PLAN
ZE SE	Green Vase Zelkova	<i>Zelkova serrata 'Green Vase'</i>	2" CAL. / B&B	PER PLAN
SHRUBS				
BU SE	Dwarf English Boxwood	<i>Buxus sempervirens 'Suffruticosa'</i>	#1 CONT. 24" O.C.	
VI BU	Burkwood Viburnum	<i>Viburnum burkwoodii</i>	4" HT. / B&B	PER PLAN

PATTERN	KEY	COMMON NAME	SPECIES NAME	SIZE	SPACING
GROUND COVERS & GRASSES					
[Pattern]	CA KA	Feather Reed Grass	<i>Calamagrostis x acutiflora 'Karl Foerster'</i>	#1 CONT.	16" O.C.
[Pattern]	CA TE	Orange New Zealand Sedge	<i>Carex testacea</i>	#1 CONT.	16" O.C.
[Pattern]	LI SP	Lilyturf	<i>Liriope spicata</i>	#1 CONT.	12" O.C.
[Pattern]	EU JA	Japanese Euonymus	<i>Euonymus japonicus</i>	PEAT POT	8" O.C.
TURF & PRAIRIE PLANTING					
[Pattern]	T1	Sodded Turf	-	-	PER PLAN
[Pattern]	T2	Seeded Turf Mix (Mowed Area)	-	SEED MIX	PER PLAN
[Pattern]	T3	Seeded Turf Mix (No Mow Area)	-	SEED MIX	PER PLAN
[Pattern]	T4	Prairie Planting	See Plan	SEED MIX	PER PLAN
WETLAND PLANTS					
[Pattern]	AC AM	American Sweet Flag	<i>Acorus americanus</i>	38 PER TRAY, 2.25' x 5' D	7-7.5' O.C.
[Pattern]	JU AM	American Water-Willow	<i>Justicia americana</i>	2-3/8" x 3-3/4" D, OPEN BOTTOM POT	7-7.5' O.C.
[Pattern]	NY OD	American White Water Lily	<i>Nymphaea odorata</i>	6"-12" RHIZOME	24" O.C.
[Pattern]	SA LA	Arrowhead	<i>Sagittaria latifolia</i>	38 PER TRAY, 2.25' x 5' D	6-6.5' O.C.
[Pattern]	SC TA	Softstem Bulrush	<i>Schoenoplectus tabernaemontani</i>	38 PER TRAY, 2.25' x 5' D	7" O.C.
[Pattern]	CA GR	Gray's Sedge	<i>Carex grayi</i>	#1 CONT.	12" O.C.

NO.	DATE	DESCRIPTION
REVISIONS		
	OSU PROJECT NUMBER	OSU-180636-1
OSU WMC Regional Amb Facilities - Dublin		
PREPARED BY THE OHIO STATE UNIVERSITY FACILITIES OPERATION AND DEVELOPMENT COLUMBUS, OHIO		
PREPARED BY DLR Group Westlake Reed Leskosky		
1422 EUCLID AVENUE, SUITE 300 CLEVELAND, OHIO 44115		
Landscape Plan		SHEET NUMBER
		L1.04
OSU PROJ. NO.	FILE NAME	DRAWN BY
OSU-180636-1		RS
		DATE
		February 14, 2020



MATCHLINE - SEE SHEET L1.02



KEY	COMMON NAME	SPECIES NAME	SIZE	SPACING
TREES				
AC FR	Celebration Maple	<i>Acer x freemanii 'Celebration'</i>	2" CAL. / B&B	PER PLAN
AR-2	Red Maple	<i>Acer rubrum</i>	2" CAL. / B&B	PER PLAN
AR-3	Red Maple	<i>Acer rubrum</i>	3.5" CAL. / B&B	PER PLAN
AS-2	Sugar Maple	<i>Acer saccharum</i>	2" CAL. / B&B	PER PLAN
AS-3	Sugar Maple	<i>Acer saccharum</i>	3.5" CAL. / B&B	PER PLAN
AM LA	Serviceberry	<i>Amelanchier laevis</i>	6-8" HT. MULTI-STEM / B&B	PER PLAN
BE PO	Whitespire Birch	<i>Betula populifolia 'Whitespire'</i>	10' HT. MULTI-STEM / B&B	PER PLAN
CA OV	Shagbark Hickory	<i>Carya ovata</i>	2" CAL. / B&B	PER PLAN
GB-2	Ginkgo	<i>Ginkgo biloba</i>	2" CAL. / B&B	PER PLAN
GB-3	Ginkgo	<i>Ginkgo biloba</i>	3.5" CAL. / B&B	PER PLAN
GY DI	Kentucky Coffee Tree	<i>Gymnocladus dioica</i>	2" CAL. / B&B	PER PLAN
LT-2	Tuliptree	<i>Liriodendron tulipifera</i>	2" CAL. / B&B	PER PLAN
LT-3	Tuliptree	<i>Liriodendron tulipifera</i>	3.5" CAL. / B&B	PER PLAN
NS-2	Black Tupelo	<i>Nyssa sylvatica</i>	2" CAL. / B&B	PER PLAN
NS-3	Black Tupelo	<i>Nyssa sylvatica</i>	3.5" CAL. / B&B	PER PLAN
PI AB	Norway Spruce	<i>Picea abies</i>	6' HT. / B&B	PER PLAN
PI ST	White Pine	<i>Pinus strobus</i>	6' HT. / B&B	PER PLAN
PL AC	London Plane Tree	<i>Platanus x acerifolia 'Exclamation'</i>	3.5" CAL. / B&B	PER PLAN
QB-2	Swamp White Oak	<i>Quercus alba</i>	2" CAL. / B&B	PER PLAN
QB-3	Swamp White Oak	<i>Quercus alba</i>	3.5" CAL. / B&B	PER PLAN
QU CO	Scarlet Oak	<i>Quercus coccinea</i>	2" CAL. / B&B	PER PLAN
QM-2	Bur Oak	<i>Quercus macrocarpa</i>	2" CAL. / B&B	PER PLAN
QM-3	Bur Oak	<i>Quercus macrocarpa</i>	3.5" CAL. / B&B	PER PLAN
TA DI	Bald Cypress	<i>Taxodium distichum</i>	2" CAL. / B&B	PER PLAN
UL PA	Lacebark Elm	<i>Ulmus parvifolia</i>	3.5" CAL. / B&B	PER PLAN
UA-2	Princeton Elm	<i>Ulmus americana 'Princeton'</i>	2" CAL. / B&B	PER PLAN
UA-3	Princeton Elm	<i>Ulmus americana 'Princeton'</i>	3.5" CAL. / B&B	PER PLAN
ZE SE	Green Vase Zelkova	<i>Zelkova serrata 'Green Vase'</i>	2" CAL. / B&B	PER PLAN
SHRUBS				
BU SE	Dwarf English Boxwood	<i>Buxus sempervirens 'Suffruticosa'</i>	#1 CONT.	24" O.C.
VI BU	Burkwood Viburnum	<i>Viburnum burkwoodii</i>	4' HT. / B&B	PER PLAN

PATTERN	KEY	COMMON NAME	SPECIES NAME	SIZE	SPACING
GROUND COVERS & GRASSES					
CA KA	Feather Reed Grass	<i>Calamagrostis x acutiflora 'Karl Foerster'</i>	#1 CONT.	16" O.C.	
CA TE	Orange New Zealand Sedge	<i>Carex testacea</i>	#1 CONT.	16" O.C.	
LI SP	Lilyturf	<i>Liriope spicata</i>	#1 CONT.	12" O.C.	
EU JA	Japanese Euonymus	<i>Euonymus japonicus</i>	PEAT POT	8" O.C.	
TURF & PRAIRIE PLANTING					
T1	Sodded Turf	-	-	-	PER PLAN
T2	Seeded Turf Mix (Mowed Area)	-	-	SEED MIX	PER PLAN
T3	Seeded Turf Mix (No Mow Area)	-	-	SEED MIX	PER PLAN
T4	Prairie Planting	See Plan	-	SEED MIX	PER PLAN
WETLAND PLANTS					
AC AM	American Sweet Flag	<i>Acorus americanus</i>	38 PER TRAY, 2.25' x 5' D	7-7.5' O.C.	
JU AM	American Water-Willow	<i>Justicia americana</i>	2-3/8" x 3-3/4" D, OPEN BOTTOM POT	7-7.5' O.C.	
NY OD	American White Water Lily	<i>Nymphaea odorata</i>	6"-12" RHIZOME	24" O.C.	
SA LA	Arrowhead	<i>Sagittaria latifolia</i>	38 PER TRAY, 2.25' x 5' D	6-6.5' O.C.	
SC TA	Softstem Bulrush	<i>Schoenoplectus tabernaemontani</i>	38 PER TRAY, 2.25' x 5' D	7" O.C.	
CA GR	Gray's Sedge	<i>Carex grayi</i>	#1 CONT.	12" O.C.	

NO. DATE DESCRIPTION

REVISIONS

OSU PROJECT NUMBER OSU-180636-1

OSU WMC Regional Amb Facilities - Dublin

PREPARED BY THE OHIO STATE UNIVERSITY FACILITIES OPERATION AND DEVELOPMENT COLUMBUS, OHIO

PREPARED BY **DLR Group | Westlake Reed Leskosky**
1422 EUCLID AVENUE, SUITE 300 CLEVELAND, OHIO 44115

Landscape Plan

SHEET NUMBER **L1.05**

OSU PROJ. NO. OSU-180636-1 FILE NAME DRAWN BY RS DATE February 14, 2020



MATCHLINE - SEE SHEET L1.04

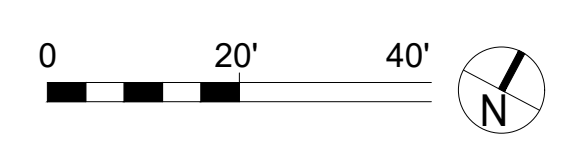
MATCHLINE - SEE SHEET L1.06



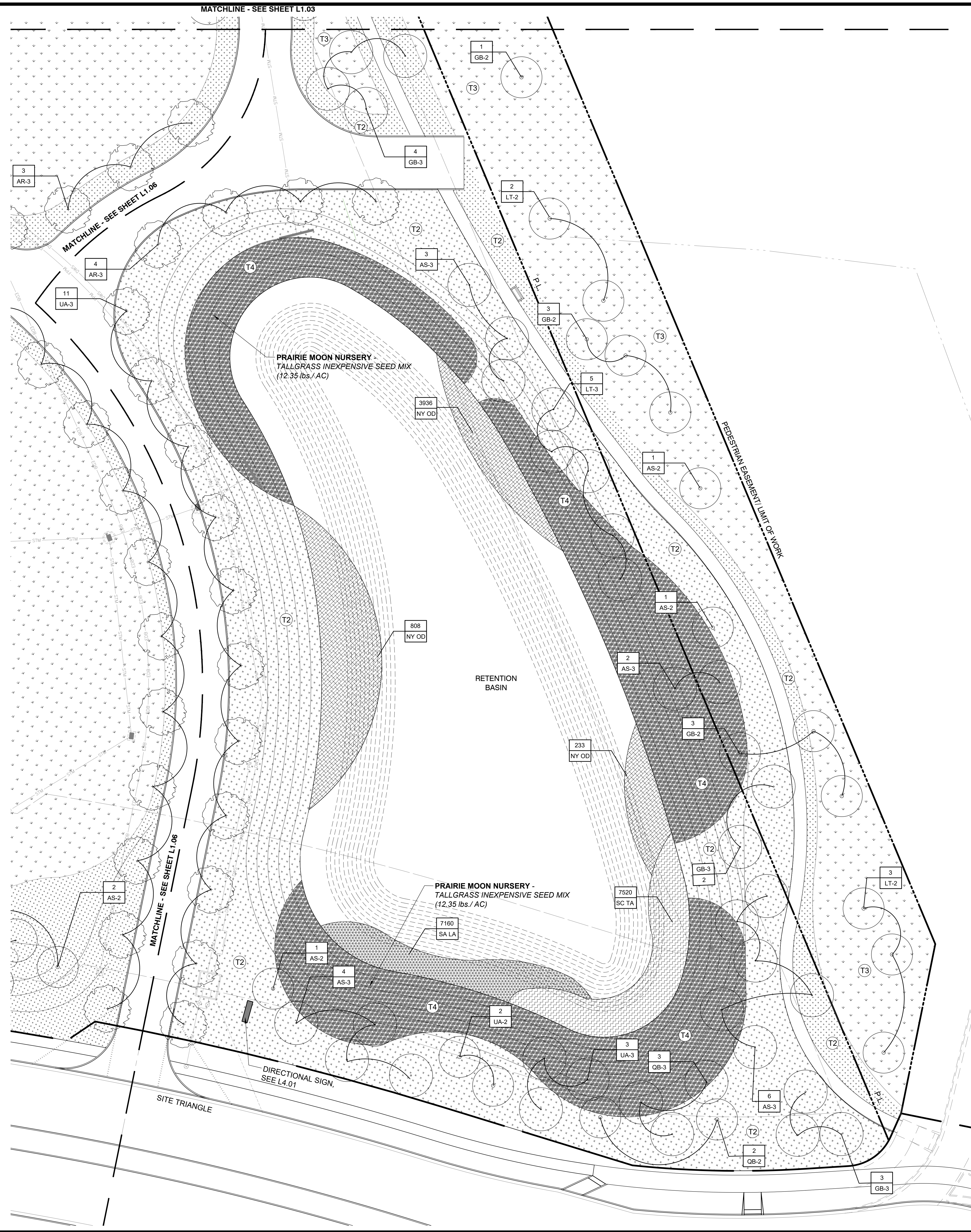
PLANTING LEGEND

KEY	COMMON NAME	SPECIES NAME	SIZE	SPACING
TREES				
AC FR	Celebration Maple	<i>Acer x freemanii 'Celebration'</i>	2" CAL. / B&B	PER PLAN
AR-2	Red Maple	<i>Acer rubrum</i>	2" CAL. / B&B	PER PLAN
AR-3	Red Maple	<i>Acer rubrum</i>	3.5" CAL. / B&B	PER PLAN
AS-2	Sugar Maple	<i>Acer saccharum</i>	2" CAL. / B&B	PER PLAN
AS-3	Sugar Maple	<i>Acer saccharum</i>	3.5" CAL. / B&B	PER PLAN
AM LA	Serviceberry	<i>Amelanchier laevis</i>	6-8" HT. MULTI-STEM / B&B	PER PLAN
BE PO	Whitespire Birch	<i>Betula populifolia 'Whitespire'</i>	10' HT. MULTI-STEM / B&B	PER PLAN
CA OV	Shagbark Hickory	<i>Carya ovata</i>	2" CAL. / B&B	PER PLAN
GB-2	Ginkgo	<i>Ginkgo biloba</i>	2" CAL. / B&B	PER PLAN
GB-3	Ginkgo	<i>Ginkgo biloba</i>	3.5" CAL. / B&B	PER PLAN
GY DI	Kentucky Coffee Tree	<i>Gymnocladus dioica</i>	2" CAL. / B&B	PER PLAN
LT-2	Tuliptree	<i>Liriodendron tulipifera</i>	2" CAL. / B&B	PER PLAN
LT-3	Tuliptree	<i>Liriodendron tulipifera</i>	3.5" CAL. / B&B	PER PLAN
NS-2	Black Tupelo	<i>Nyssa sylvatica</i>	2" CAL. / B&B	PER PLAN
NS-3	Black Tupelo	<i>Nyssa sylvatica</i>	3.5" CAL. / B&B	PER PLAN
PI AB	Norway Spruce	<i>Picea abies</i>	6' HT. / B&B	PER PLAN
PI ST	White Pine	<i>Pinus strobus</i>	6' HT. / B&B	PER PLAN
PL AC	London Plane Tree	<i>Platanus x acerifolia 'Exclamation'</i>	3.5" CAL. / B&B	PER PLAN
QB-2	Swamp White Oak	<i>Quercus alba</i>	2" CAL. / B&B	PER PLAN
QB-3	Swamp White Oak	<i>Quercus alba</i>	3.5" CAL. / B&B	PER PLAN
QU CO	Scarlet Oak	<i>Quercus coccinea</i>	2" CAL. / B&B	PER PLAN
QM-2	Bur Oak	<i>Quercus macrocarpa</i>	2" CAL. / B&B	PER PLAN
QM-3	Bur Oak	<i>Quercus macrocarpa</i>	3.5" CAL. / B&B	PER PLAN
TA DI	Bald Cypress	<i>Taxodium distichum</i>	2" CAL. / B&B	PER PLAN
UL PA	Lacebark Elm	<i>Ulmus parvifolia</i>	3.5" CAL. / B&B	PER PLAN
UA-2	Princeton Elm	<i>Ulmus americana 'Princeton'</i>	2" CAL. / B&B	PER PLAN
UA-3	Princeton Elm	<i>Ulmus americana 'Princeton'</i>	3.5" CAL. / B&B	PER PLAN
ZE SE	Green Vase Zelkova	<i>Zelkova serrata 'Green Vase'</i>	2" CAL. / B&B	PER PLAN
SHRUBS				
BU SE	Dwarf English Boxwood	<i>Buxus sempervirens 'Suffruticosa'</i>	#1 CONT.	24" O.C.
VI BU	Burkwood Viburnum	<i>Viburnum burkwoodii</i>	4' HT. / B&B	PER PLAN

PATTERN	KEY	COMMON NAME	SPECIES NAME	SIZE	SPACING
GROUND COVERS & GRASSES					
[Pattern]	CA KA	Feather Reed Grass	<i>Calamagrostis x acutiflora 'Karl Foerster'</i>	#1 CONT.	16" O.C.
[Pattern]	CA TE	Orange New Zealand Sedge	<i>Carex testacea</i>	#1 CONT.	16" O.C.
[Pattern]	LI SP	Lilyturf	<i>Liriope spicata</i>	#1 CONT.	12" O.C.
[Pattern]	EU JA	Japanese Euonymous	<i>Euonymous japonicus</i>	PEAT POT	8" O.C.
TURF & PRAIRIE PLANTING					
[Pattern]	T1	Sodded Turf	-	-	PER PLAN
[Pattern]	T2	Seeded Turf Mix (Mowed Area)	-	SEED MIX	PER PLAN
[Pattern]	T3	Seeded Turf Mix (No Mow Area)	-	SEED MIX	PER PLAN
[Pattern]	T4	Prairie Planting	See Plan	SEED MIX	PER PLAN
WETLAND PLANTS					
[Pattern]	AC AM	American Sweet Flag	<i>Acorus americanus</i>	38 PER TRAY, 2.25' x 5' D	7-7.5' O.C.
[Pattern]	JU AM	American Water-Willow	<i>Justicia americana</i>	2-3/8" x 3-3/4" D. OPEN BOTTOM POT	7-7.5' O.C.
[Pattern]	NY OD	American White Water Lily	<i>Nymphaea odorata</i>	6"-12" RHIZOME	24" O.C.
[Pattern]	SA LA	Arrowhead	<i>Sagittaria latifolia</i>	38 PER TRAY, 2.25' x 5' D	6-6.5' O.C.
[Pattern]	SC TA	Softstem Bulrush	<i>Schoenoplectus tabernaemontani</i>	38 PER TRAY, 2.25' x 5' D	7" O.C.
[Pattern]	CA GR	Gray's Sedge	<i>Carex grayi</i>	#1 CONT.	12" O.C.



NO.	DATE	DESCRIPTION
REVISIONS		
	OSU PROJECT NUMBER	OSU-180636-1
OSU WMC Regional Amb Facilities - Dublin		
PREPARED BY THE OHIO STATE UNIVERSITY FACILITIES OPERATION AND DEVELOPMENT COLUMBUS, OHIO		
PREPARED BY DLR Group Westlake Reed Leskosky 1422 EUCLID AVENUE, SUITE 300 CLEVELAND, OHIO 44115		
Landscape Plan		SHEET NUMBER L1.06
OSU PROJ. NO. OSU-180636-1	FILE NAME	DRAWN BY RS DATE February 14, 2020

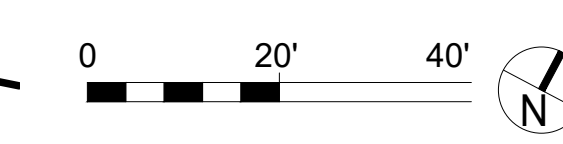


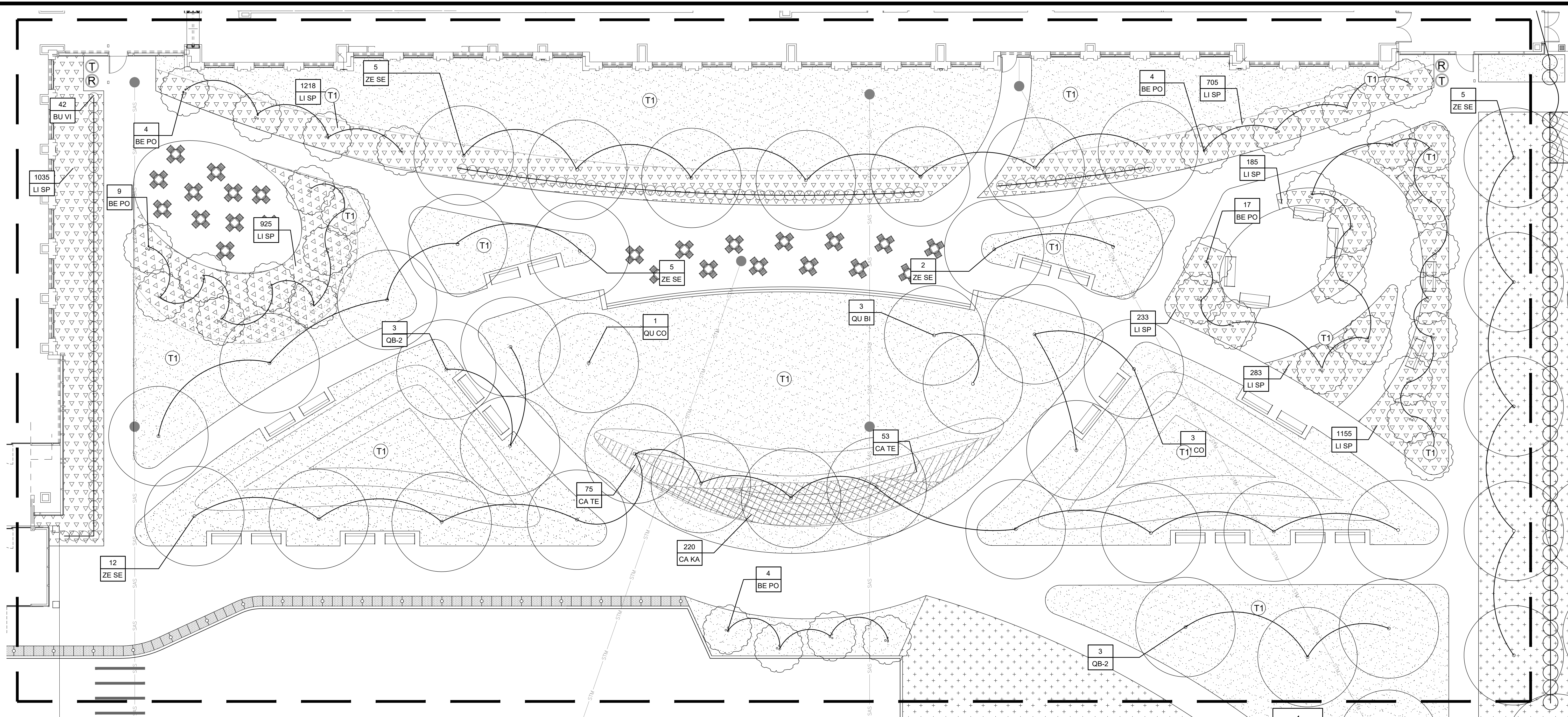
PLANTING LEGEND

KEY	COMMON NAME	SPECIES NAME	SIZE	SPACING
TREES				
AC FR	Celebration Maple	<i>Acer x freemanii 'Celebration'</i>	2" CAL. / B&B	PER PLAN
AR-2	Red Maple	<i>Acer rubrum</i>	2" CAL. / B&B	PER PLAN
AR-3	Red Maple	<i>Acer rubrum</i>	3.5" CAL. / B&B	PER PLAN
AS-2	Sugar Maple	<i>Acer saccharum</i>	2" CAL. / B&B	PER PLAN
AS-3	Sugar Maple	<i>Acer saccharum</i>	3.5" CAL. / B&B	PER PLAN
AM LA	Serviceberry	<i>Amelanchier laevis</i>	6-8" HT. MULTI-STEM / B&B	PER PLAN
BE PO	Whitespire Birch	<i>Betula populifolia 'Whitespire'</i>	10' HT. MULTI-STEM / B&B	PER PLAN
CA OV	Shagbark Hickory	<i>Carya ovata</i>	2" CAL. / B&B	PER PLAN
GB-2	Ginkgo	<i>Ginkgo biloba</i>	2" CAL. / B&B	PER PLAN
GB-3	Ginkgo	<i>Ginkgo biloba</i>	3.5" CAL. / B&B	PER PLAN
GY DI	Kentucky Coffee Tree	<i>Gymnocladus dioica</i>	2" CAL. / B&B	PER PLAN
LT-2	Tuliptree	<i>Liriodendron tulipifera</i>	2" CAL. / B&B	PER PLAN
LT-3	Tuliptree	<i>Liriodendron tulipifera</i>	3.5" CAL. / B&B	PER PLAN
NS-2	Black Tupelo	<i>Nyssa sylvatica</i>	2" CAL. / B&B	PER PLAN
NS-3	Black Tupelo	<i>Nyssa sylvatica</i>	3.5" CAL. / B&B	PER PLAN
PI AB	Norway Spruce	<i>Picea abies</i>	6" HT. / B&B	PER PLAN
PI ST	White Pine	<i>Pinus strobus</i>	6" HT. / B&B	PER PLAN
PL AC	London Plane Tree	<i>Platanus x acerifolia 'Exclamation'</i>	3.5" CAL. / B&B	PER PLAN
QB-2	Swamp White Oak	<i>Quercus alba</i>	2" CAL. / B&B	PER PLAN
QB-3	Swamp White Oak	<i>Quercus alba</i>	3.5" CAL. / B&B	PER PLAN
QU CO	Scarlet Oak	<i>Quercus coccinea</i>	2" CAL. / B&B	PER PLAN
QM-2	Bur Oak	<i>Quercus macrocarpa</i>	2" CAL. / B&B	PER PLAN
QM-3	Bur Oak	<i>Quercus macrocarpa</i>	3.5" CAL. / B&B	PER PLAN
TA DI	Bald Cypress	<i>Taxodium distichum</i>	2" CAL. / B&B	PER PLAN
UL PA	Lacebark Elm	<i>Ulmus parvifolia</i>	3.5" CAL. / B&B	PER PLAN
UA-2	Princeton Elm	<i>Ulmus americana 'Princeton'</i>	2" CAL. / B&B	PER PLAN
UA-3	Princeton Elm	<i>Ulmus americana 'Princeton'</i>	3.5" CAL. / B&B	PER PLAN
ZE SE	Green Vase Zelkova	<i>Zelkova serrata 'Green Vase'</i>	2" CAL. / B&B	PER PLAN
SHRUBS				
BU SE	Dwarf English Boxwood	<i>Buxus sempervirens 'Suffruticosa'</i>	#1 CONT.	24" O.C.
VI BU	Burkwood Viburnum	<i>Viburnum burkwoodii</i>	4" HT. / B&B	PER PLAN

PATTERN	KEY	COMMON NAME	SPECIES NAME	SIZE	SPACING
GROUND COVERS & GRASSES					
[Pattern]	CA KA	Feather Reed Grass	<i>Calamagrostis x acutiflora 'Karl Foerster'</i>	#1 CONT.	16" O.C.
[Pattern]	CA TE	Orange New Zealand Sedge	<i>Carex testacea</i>	#1 CONT.	16" O.C.
[Pattern]	LI SP	Lilyturf	<i>Liriope spicata</i>	#1 CONT.	12" O.C.
[Pattern]	EU JA	Japanese Euonymus	<i>Euonymus japonicus</i>	PEAT POT	8" O.C.
TURF & PRAIRIE PLANTING					
[Pattern]	T1	Sodded Turf	-	-	PER PLAN
[Pattern]	T2	Seeded Turf Mix (Mowed Area)	-	SEED MIX	PER PLAN
[Pattern]	T3	Seeded Turf Mix (No Mow Area)	-	SEED MIX	PER PLAN
[Pattern]	T4	Prairie Planting	See Plan	SEED MIX	PER PLAN
WETLAND PLANTS					
[Pattern]	AC AM	American Sweet Flag	<i>Acorus americanus</i>	38 PER TRAY, 2.25" x 5" D	7-7.5" O.C.
[Pattern]	JU AM	American Water-Willow	<i>Justicia americana</i>	2-3/8" x 3-3/4" D, OPEN BOTTOM POT	7-7.5" O.C.
[Pattern]	NY OD	American White Water Lily	<i>Nymphaea odorata</i>	6"-12" RHIZOME	24" O.C.
[Pattern]	SA LA	Arrowhead	<i>Sagittaria latifolia</i>	38 PER TRAY, 2.25" x 5" D	6-6.5" O.C.
[Pattern]	SC TA	Softstem Bulrush	<i>Schoenoplectus tabernaemontani</i>	38 PER TRAY, 2.25" x 5" D	7" O.C.
[Pattern]	CA GR	Gray's Sedge	<i>Carex grayi</i>	#1 CONT.	12" O.C.

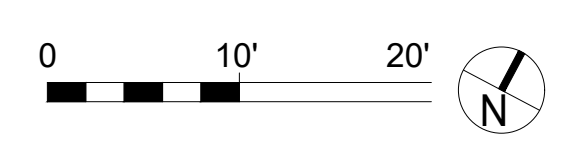
NO.	DATE	DESCRIPTION
REVISIONS		
		OSU PROJECT NUMBER OSU-180636-1
OSU WMC Regional Amb Facilities - Dublin		
PREPARED BY THE OHIO STATE UNIVERSITY FACILITIES OPERATION AND DEVELOPMENT COLUMBUS, OHIO		
PREPARED BY DLR Group Westlake Reed Leskosky 1422 EUCLID AVENUE, SUITE 300 CLEVELAND, OHIO 44115		
Landscape Plan		SHEET NUMBER L1.07
OSU PROJ. NO. OSU-180636-1	FILE NAME	DRAWN BY RS
		DATE February 14, 2020





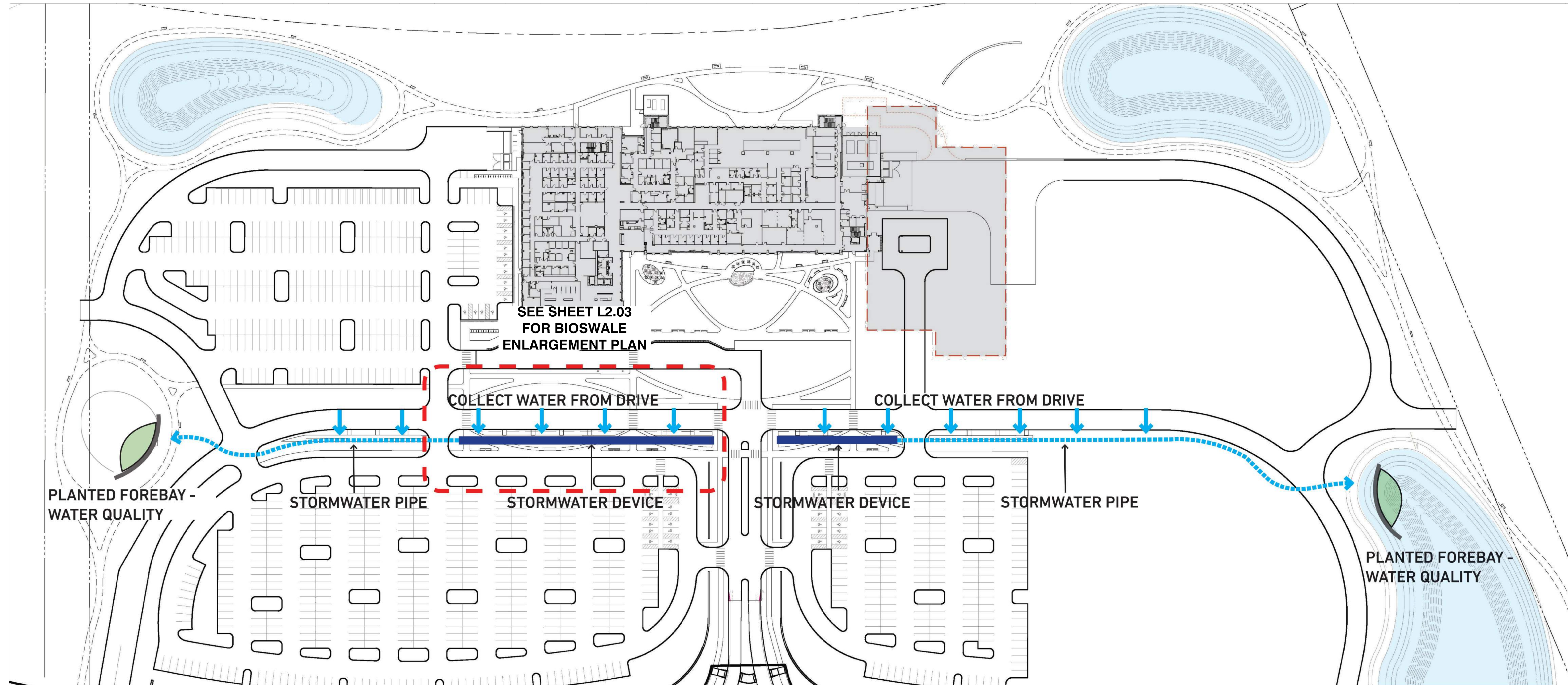
KEY	COMMON NAME	SPECIES NAME	SIZE	SPACING
TREES				
AC FR	Celebration Maple	<i>Acer x 'freemianii' 'Celebration'</i>	2" CAL. / B&B	PER PLAN
AR-2	Red Maple	<i>Acer rubrum</i>	2" CAL. / B&B	PER PLAN
AR-3	Red Maple	<i>Acer rubrum</i>	3.5" CAL. / B&B	PER PLAN
AS-2	Sugar Maple	<i>Acer saccharum</i>	2" CAL. / B&B	PER PLAN
AS-3	Sugar Maple	<i>Acer saccharum</i>	3.5" CAL. / B&B	PER PLAN
AM LA	Serviceberry	<i>Amelanchier laevis</i>	6-8" HT. / MULTI-STEM / B&B	PER PLAN
BE PO	Whitespire Birch	<i>Betula populifolia 'Whitespire'</i>	10' HT. / MULTI-STEM / B&B	PER PLAN
CA OV	Shagbark Hickory	<i>Carya ovata</i>	2" CAL. / B&B	PER PLAN
GB-2	Ginkgo	<i>Ginkgo biloba</i>	2" CAL. / B&B	PER PLAN
GB-3	Ginkgo	<i>Ginkgo biloba</i>	3.5" CAL. / B&B	PER PLAN
GY DI	Kentucky Coffee Tree	<i>Gymnocladus dioica</i>	2" CAL. / B&B	PER PLAN
LT-2	Tuliptree	<i>Liriodendron tulipifera</i>	2" CAL. / B&B	PER PLAN
LT-3	Tuliptree	<i>Liriodendron tulipifera</i>	3.5" CAL. / B&B	PER PLAN
NS-2	Black Tupelo	<i>Nyssa sylvatica</i>	2" CAL. / B&B	PER PLAN
NS-3	Black Tupelo	<i>Nyssa sylvatica</i>	3.5" CAL. / B&B	PER PLAN
PI AB	Norway Spruce	<i>Picea abies</i>	6" HT. / B&B	PER PLAN
PI ST	White Pine	<i>Pinus strobus</i>	6" HT. / B&B	PER PLAN
PL AC	London Plane Tree	<i>Platanus x acerifolia 'Exclamation'</i>	3.5" CAL. / B&B	PER PLAN
QB-2	Swamp White Oak	<i>Quercus alba</i>	2" CAL. / B&B	PER PLAN
QB-3	Swamp White Oak	<i>Quercus alba</i>	3.5" CAL. / B&B	PER PLAN
QU CO	Scarlet Oak	<i>Quercus coccinea</i>	2" CAL. / B&B	PER PLAN
QM-2	Bur Oak	<i>Quercus macrocarpa</i>	2" CAL. / B&B	PER PLAN
QM-3	Bur Oak	<i>Quercus macrocarpa</i>	3.5" CAL. / B&B	PER PLAN
TA DI	Bald Cypress	<i>Taxodium distichum</i>	2" CAL. / B&B	PER PLAN
UL PA	Lacebark Elm	<i>Ulmus parvifolia</i>	3.5" CAL. / B&B	PER PLAN
UA-2	Princeton Elm	<i>Ulmus americana 'Princeton'</i>	2" CAL. / B&B	PER PLAN
UA-3	Princeton Elm	<i>Ulmus americana 'Princeton'</i>	3.5" CAL. / B&B	PER PLAN
ZE SE	Green Vase Zelkova	<i>Zelkova serrata 'Green Vase'</i>	2" CAL. / B&B	PER PLAN
SHRUBS				
BU SE	Dwarf English Boxwood	<i>Buxus sempervirens 'Suffruticosa'</i>	#1 CONT.	24" O.C.
VI BU	Burkwood Viburnum	<i>Viburnum burkwoodii</i>	4' HT. / B&B	PER PLAN

PATTERN	KEY	COMMON NAME	SPECIES NAME	SIZE	SPACING
GROUND COVERS & GRASSES					
[Pattern]	CA KA	Feather Reed Grass	<i>Calamagrostis x acutiflora 'Karl Foerster'</i>	#1 CONT.	16" O.C.
[Pattern]	CA TE	Orange New Zealand Sedge	<i>Carex testacea</i>	#1 CONT.	16" O.C.
[Pattern]	LI SP	Lilyturf	<i>Liriope spicata</i>	#1 CONT.	12" O.C.
[Pattern]	EU JA	Japanese Euonymous	<i>Euonymous japonicus</i>	PEAT POT	8" O.C.
TURF & PRAIRIE PLANTING					
[Pattern]	T1	Sodded Turf	-	-	PER PLAN
[Pattern]	T2	Seeded Turf Mix (Mowed Area)	-	SEED MIX	PER PLAN
[Pattern]	T3	Seeded Turf Mix (No Mow Area)	-	SEED MIX	PER PLAN
[Pattern]	T4	Prairie Planting	See Plan	SEED MIX	PER PLAN
WETLAND PLANTS					
[Pattern]	AC AM	American Sweet Flag	<i>Acorus americanus</i>	38 PER TRAY, 2.25' x 5' D	7-7.5' O.C.
[Pattern]	JU AM	American Water-Willow	<i>Justicia americana</i>	2-3/8" x 3-3/4" D, OPEN BOTTOM POT	7-7.5' O.C.
[Pattern]	NY OD	American White Water Lily	<i>Nymphaea odorata</i>	6"-12" RHIZOME	24" O.C.
[Pattern]	SA LA	Arrowhead	<i>Sagittaria latifolia</i>	38 PER TRAY, 2.25' x 5' D	6-6.5' O.C.
[Pattern]	SC TA	Softstem Bulrush	<i>Schoenoplectus tabernaemontani</i>	38 PER TRAY, 2.25' x 5' D	7" O.C.
[Pattern]	CA GR	Gray's Sedge	<i>Carex grayi</i>	#1 CONT.	12" O.C.

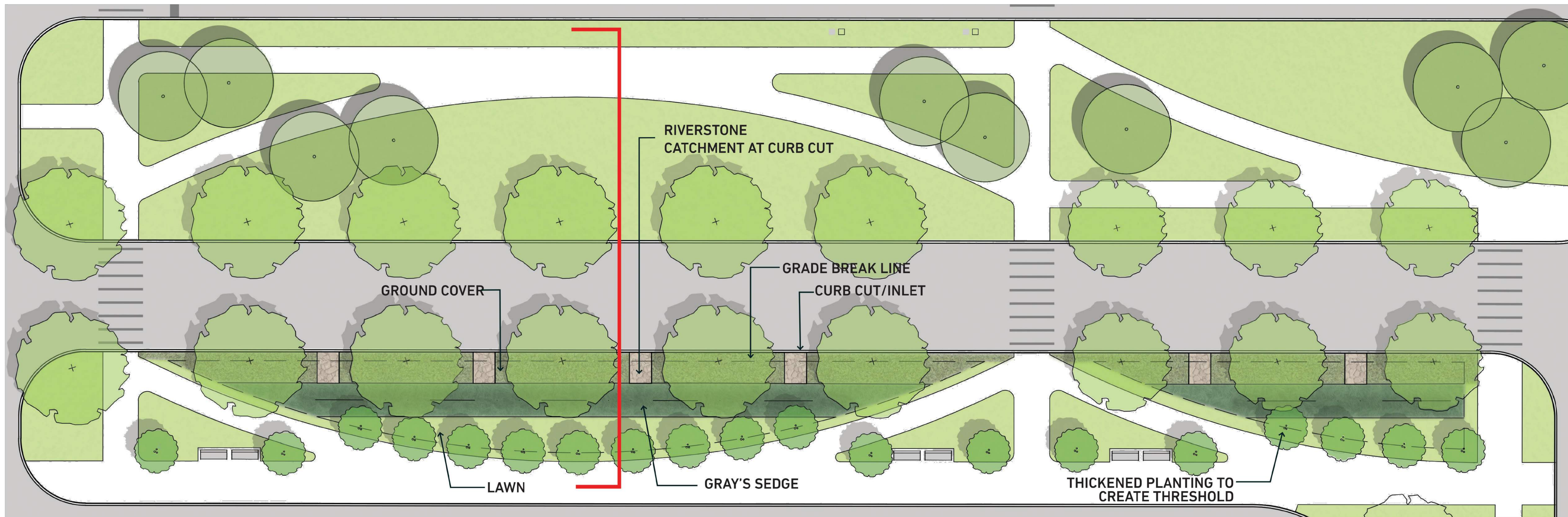


NO.	DATE	DESCRIPTION
REVISIONS		
OSU PROJECT NUMBER OSU-180636-1		
OSU WMC Regional Amb Facilities - Dublin		
PREPARED BY THE OHIO STATE UNIVERSITY FACILITIES OPERATION AND DEVELOPMENT COLUMBUS, OHIO		
PREPARED BY DLR Group Westlake Reed Leskosky 1422 EUCLID AVENUE, SUITE 300 CLEVELAND, OHIO 44115		
Landscape Plan - Courtyard Enlargement		SHEET NUMBER L2.01
OSU PROJ. NO. OSU-180636-1	FILE NAME	DRAWN BY RS DATE February 14, 2020

BIOSWALE
REGIONAL AMBULATORY FACILITY

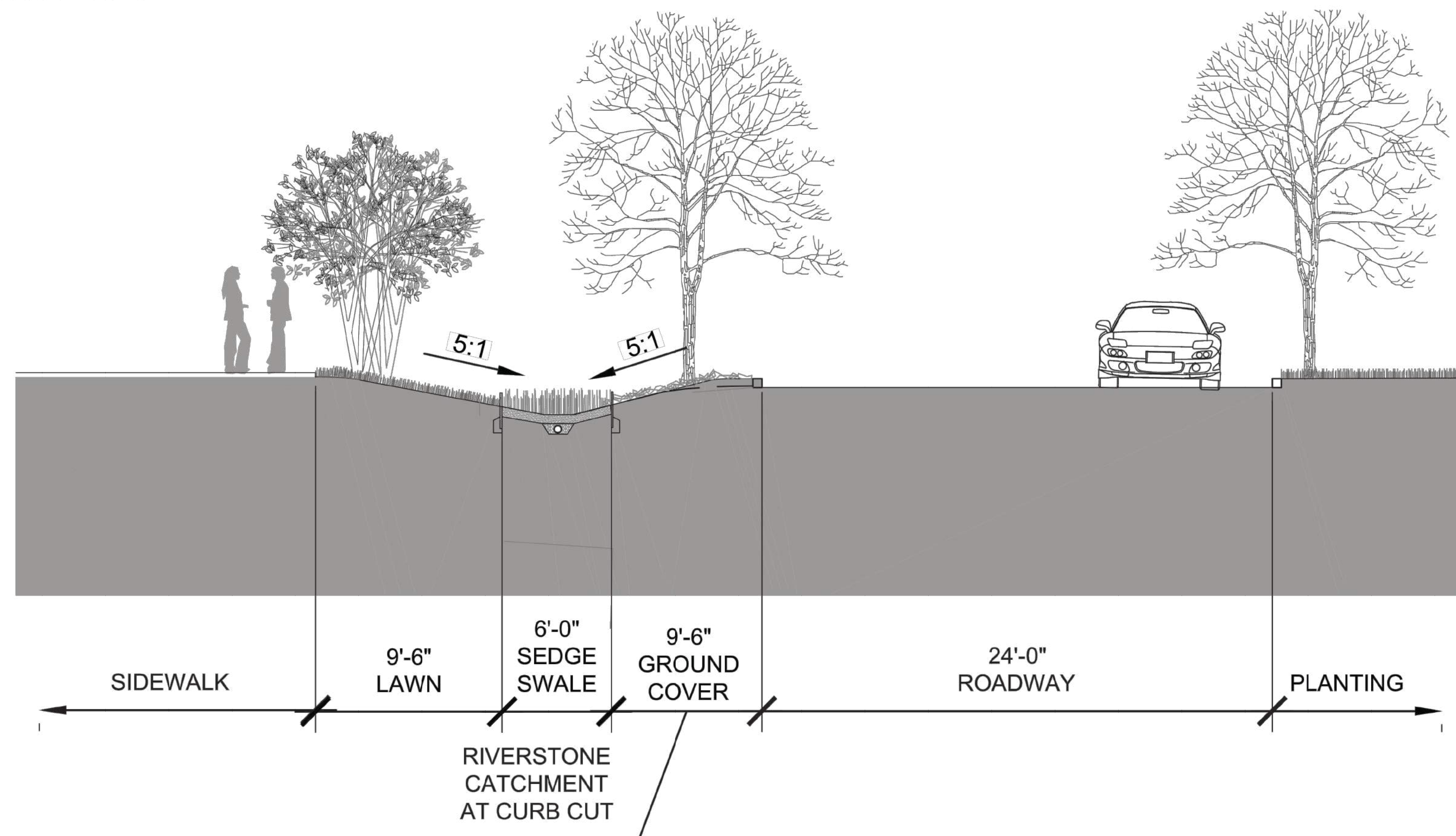


NO.	DATE	DESCRIPTION
REVISIONS		
OSU PROJECT NUMBER		OSU-180636-1
OSU WMC Regional Amb Facilities - Dublin		
PREPARED BY THE OHIO STATE UNIVERSITY FACILITIES OPERATION AND DEVELOPMENT COLUMBUS, OHIO		
PREPARED BY DLR Group Westlake Reed Leskosky 1422 EUCLID AVENUE, SUITE 300 CLEVELAND, OHIO 44115		
Bioswale Plan		SHEET NUMBER L2.02
OSU PROJ. NO. OSU-180636-1	FILE NAME	DRAWN BY RS
		DATE February 14, 2020



BIOSWALE PLAN ENLARGEMENT

SCALE: 1" = 20'-0"



SWALE SECTION (NTS)

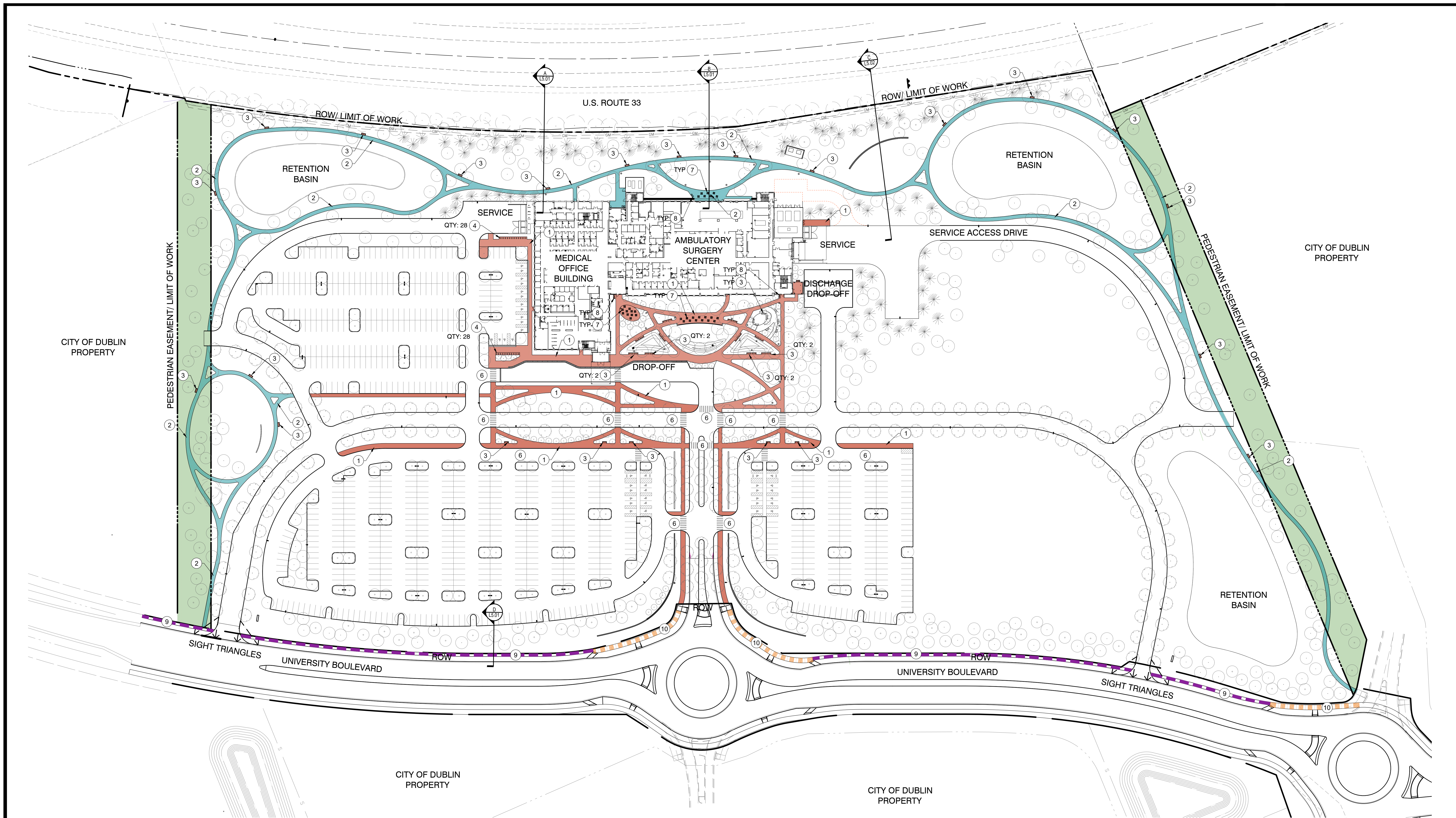
PRECEDENT IMAGES



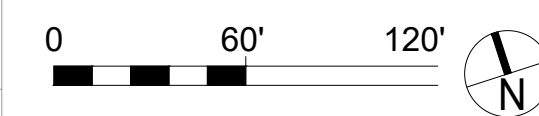
GRAY'S SEDGE



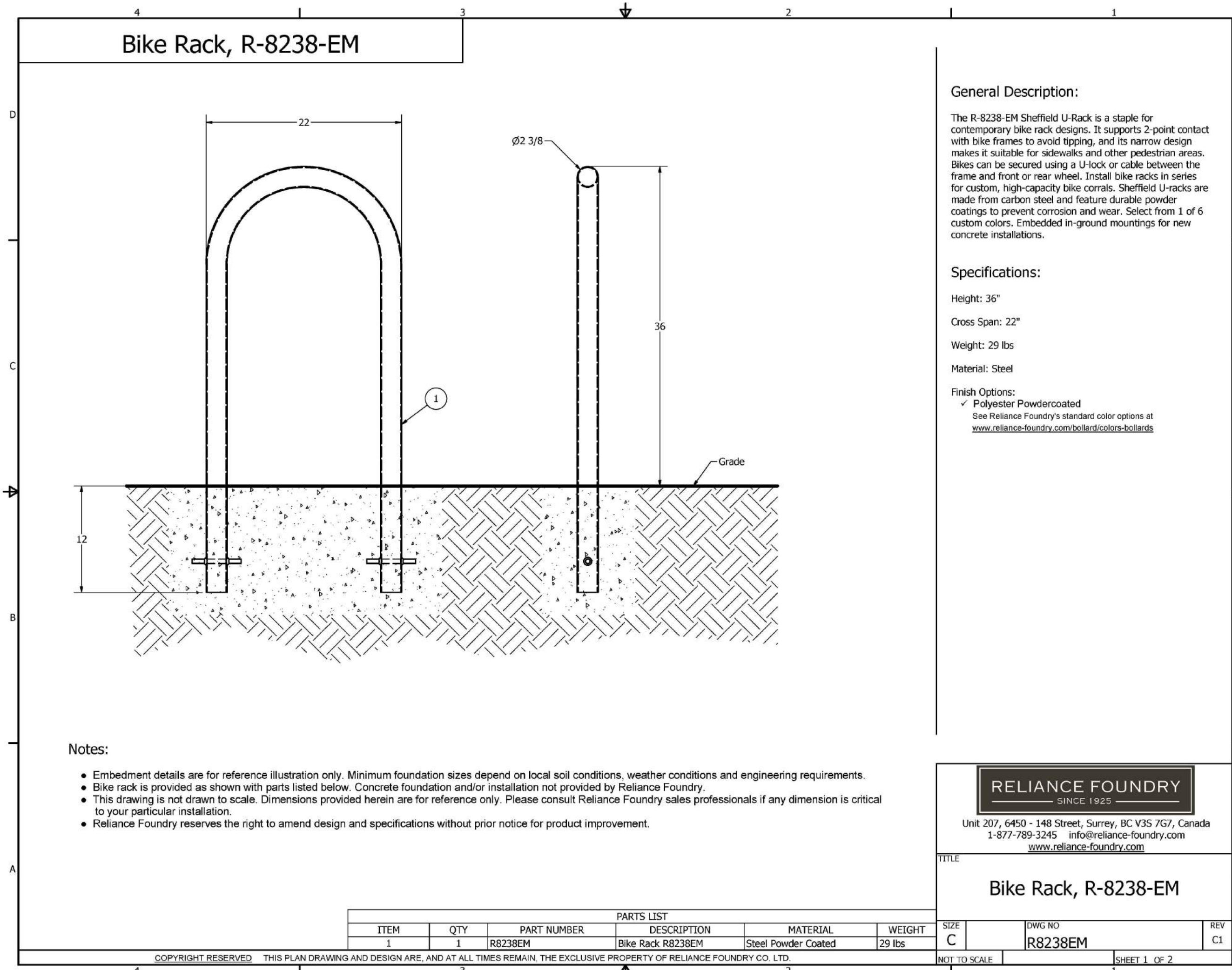
NO.	DATE	DESCRIPTION
REVISIONS		
OSU PROJECT NUMBER		OSU-180636-1
<i>OSU WMC Regional Amb Facilities - Dublin</i>		
PREPARED BY THE OHIO STATE UNIVERSITY FACILITIES OPERATION AND DEVELOPMENT COLUMBUS, OHIO		
PREPARED BY <i>DLR Group Westlake Reed Leskosky</i> 1422 EUCLID AVENUE, SUITE 300 CLEVELAND, OHIO 44115		
<i>Bioswale Plan</i>		SHEET NUMBER L2.03
OSU PROJ. NO. OSU-180636-1	FILE NAME	DRAWN BY RS
		DATE February 14, 2020



SYMBOL	PATTERN	DETAIL
1	[Red Solid]	CONCRETE SIDEWALK
2	[Blue Dashed]	PRIVATE ASPHALT SHARED USE PATH (8'-0" WIDTH)
3	[Circle with 'E']	BENCHES
4	[Circle with 'A']	BICYCLE RACKS (28 RACKS = 56 SPACES)
5	[Green Solid]	PEDESTRIAN EASEMENT
6	[Vertical Lines]	PEDESTRIAN CROSSWALK
7	[Cross]	DINING TABLE & CHAIRS
8	[Circle with 'D']	TRASH & RECYCLE RECEPTACLES
9	[Purple Dashed]	PUBLIC CONCRETE SIDEWALK (5'-0" WIDTH; BY OTHERS - NOT IN CONTRACT)
10	[Orange Dashed]	PUBLIC ASPHALT SHARED-USE PATH (8'-0" WIDTH; BY OTHERS - NOT IN CONTRACT)



NO.	DATE	DESCRIPTION
REVISIONS		
		OSU PROJECT NUMBER OSU-180636-1
OSU WMC Regional Amb Facilities - Dublin		
PREPARED BY THE OHIO STATE UNIVERSITY FACILITIES OPERATION AND DEVELOPMENT COLUMBUS, OHIO		
PREPARED BY DLR Group Westlake Reed Leskosky		
1422 EUCLID AVENUE, SUITE 300 CLEVELAND, OHIO 44115		
Pedestrian & Bicycle Circulation Plan		SHEET NUMBER L3.01
OSU PROJ. NO. OSU-180636-1	FILE NAME	DRAWN BY RS DATE February 14, 2020



A RELIANCE FOUNDRY INVERTED U BIKE RACK



DINING TABLE:
- Verona Double Post Dining Table Base
- Vienna Rectangular Table Top

DINING CHAIR: Vienna Dining Side Chair

B SOURCE FURNITURE - VIENNA DINING TABLE & CHAIRS



C SOURCE FURNITURE - VIENNA BAR STOOL

1/28/2020 SD-42 | Victor Stanley | Site Furniture



Create a timeless moment.®



SD-42

Side-door litter receptacles are a marvel of detail and structural integrity. The side-door hinges have stainless-steel hinge pins and oil-impregnated bronze bushings.

Standard tapered formed lid. Latch. Bottom recessed pedestal.

STANDARD

All fabricated metal components are steel shotblasted, etched, phosphatized, preheated and electrostatically powder-coated with TGIC polyester powder coatings.

Other standard features include a formed lid attached to the frame, a high-density plastic liner, and rubber-tipped leveling feet on the base.

Interior plastic liners for our litter receptacles offer substantial value and are produced on molds that we designed and own. These plastic cans are reinforced, ribbed, and molded for durability, ease of use, and greater capacity.

OPTIONS

RETURN TO STANDARD VIEW

FEATURES

.375 x 1 in (10 x 25 mm) Bars

Bottom Recessed Pedestal

Side-Door Opening

MATERIAL

Recycled Solid Steel Bar

COLORS



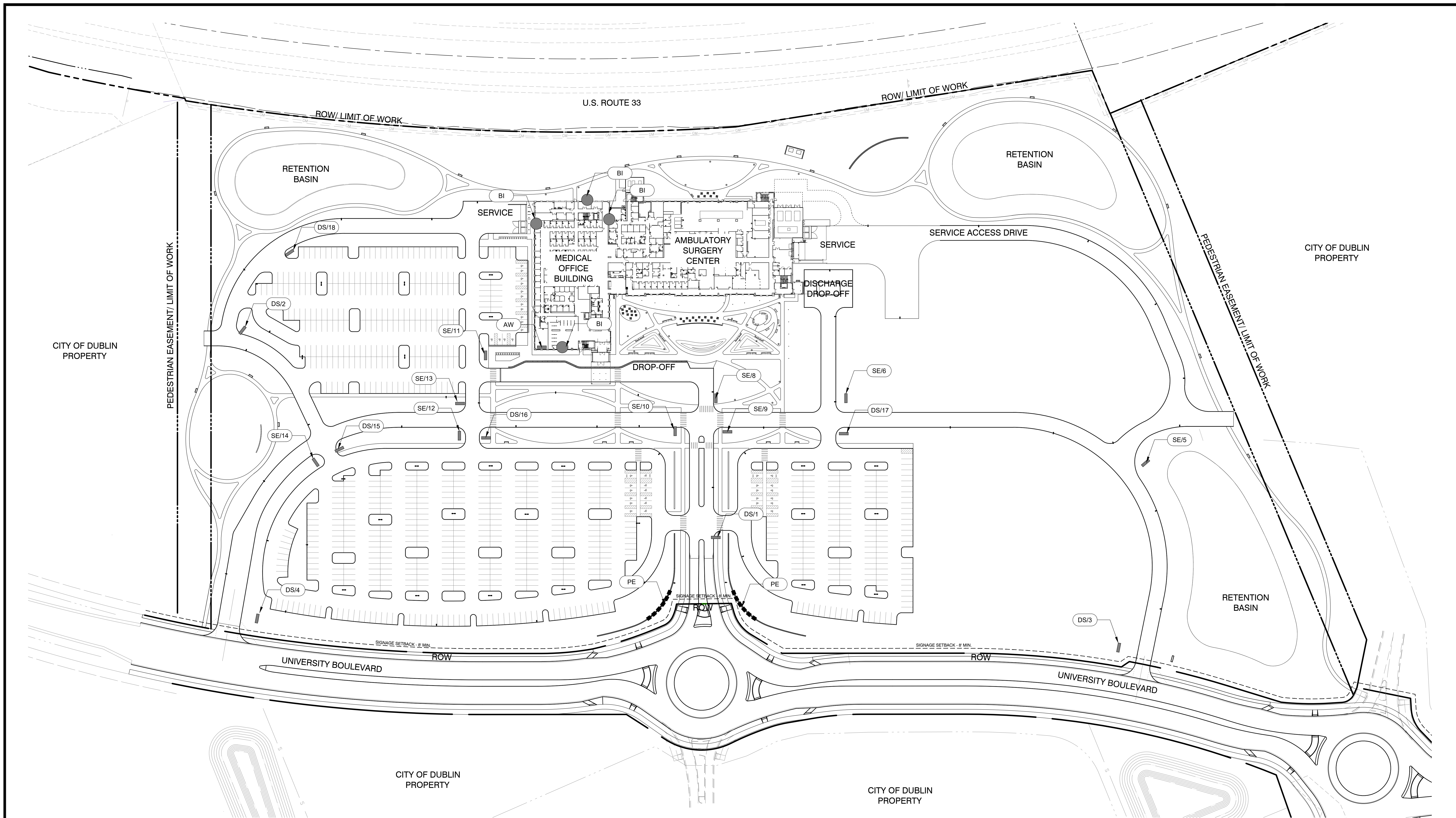
<https://www.victorstanley.com/product/sd-42?view=new>

1/3

D HESS - CENTO ILLUMINATED BOLLARD

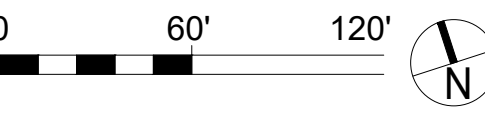
E VICTOR STANLEY - SD-42 LITTER & RECYCLING RECEPTACLE

NO.	DATE	DESCRIPTION
REVISIONS		
OSU PROJECT NUMBER		OSU-180636-1
OSU WMC Regional Amb Facilities - Dublin		
PREPARED BY THE OHIO STATE UNIVERSITY FACILITIES OPERATION AND DEVELOPMENT COLUMBUS, OHIO		
PREPARED BY DLR Group Westlake Reed Leskosky 1422 EUCLID AVENUE, SUITE 300 CLEVELAND, OHIO 44115		
Site Furnishings		SHEET NUMBER
		L3.02
OSU PROJ. NO.	FILE NAME	DRAWN BY
OSU-180636-1		RS
		DATE
		February 14, 2020



LEGEND

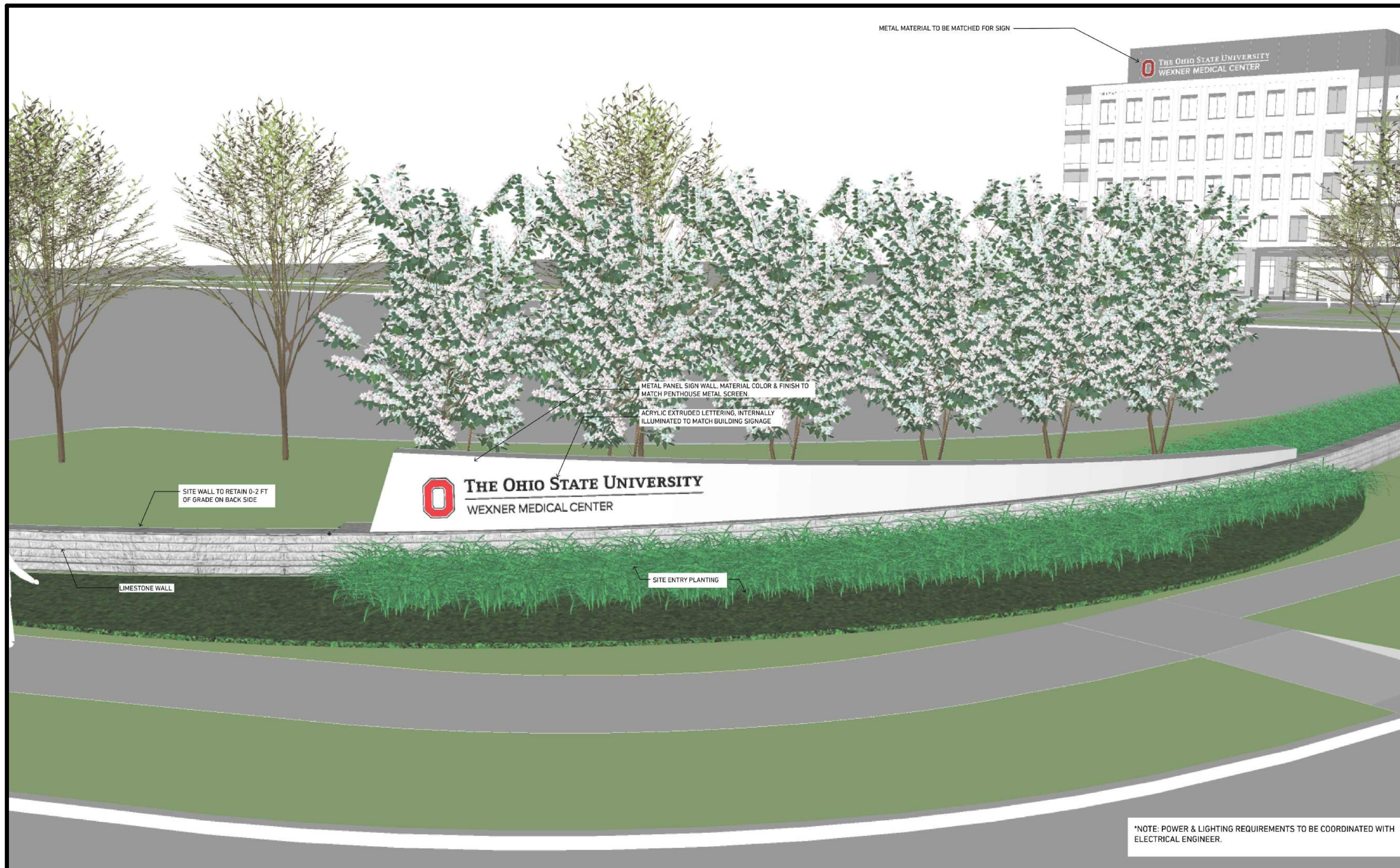
SYMBOL	PATTERN	DETAIL	DESCRIPTION
PE/#	▬▬▬▬	A-C L4.05	PRIMARY ENTRY MONUMENT SIGN METAL CABINET SIGN ON STACKED STONE WALL
DS/#	▬▬▬▬	A L4.04	DIRECTIONAL SIGN
SE/#	▬▬▬▬	A L4.03	SECONDARY ENTRY SIGN
AW/#	▬▬▬▬	A L4.07	ANCILLARY WALL SIGN
BI/#	●	A-D L4.06	BUILDING IDENTIFICATION SIGNAGE



NO.	DATE	DESCRIPTION
REVISIONS		
OSU PROJECT NUMBER		OSU-180636-1
OSU WMC Regional Amb Facilities - Dublin		
PREPARED BY THE OHIO STATE UNIVERSITY FACILITIES OPERATION AND DEVELOPMENT COLUMBUS, OHIO		
PREPARED BY DLR Group Westlake Reed Leskosky 1422 EUCLID AVENUE, SUITE 300 CLEVELAND, OHIO 44115		
Signage Plan		SHEET NUMBER L4.01
OSU PROJ. NO. OSU-180636-1	FILE NAME	DRAWN BY RS
		DATE February 14, 2020



C STACKED LIMESTONE WALL - CHARACTER IMAGE

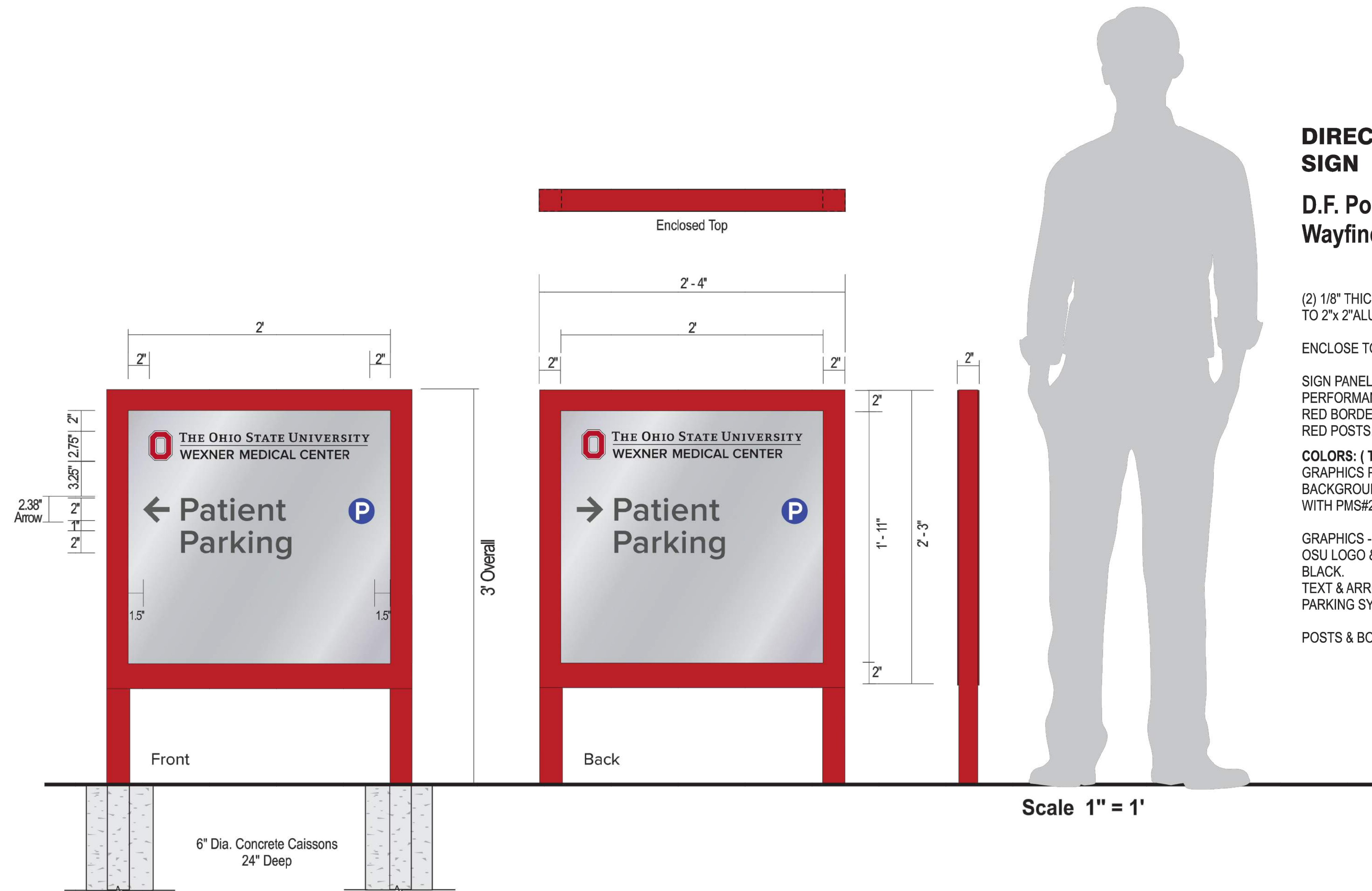


A ENTRY PLANTING



B ENTRY PLANTING

NO.	DATE	DESCRIPTION
		REVISIONS
		OSU PROJECT NUMBER OSU-180636-1
		OSU WMC Regional Amb Facilities - Dublin
		PREPARED BY THE OHIO STATE UNIVERSITY FACILITIES OPERATION AND DEVELOPMENT COLUMBUS, OHIO
		PREPARED BY DLR Group Westlake Reed Leskosky 1422 EUCLID AVENUE, SUITE 300 CLEVELAND, OHIO 44115
		Entry Sign Character
		SHEET NUMBER L4.02
OSU PROJ. NO. OSU-180636-1	FILE NAME	DRAWN BY RS
		DATE February 14, 2020



DIRECTIONAL PARKING SIGN

D.F. Post & Panel Wayfinding Sign

(2) 1/8" THICK ALUMINUM SIGN PANELS SECURED TO 2"x 2" ALUMINUM POSTS.

ENCLOSE TOP OF SIGN/POSTS.

SIGN PANEL GRAPHICS ARE OPAQUE HIGH PERFORMANCE VINYL RED BORDER ON SIGN PANELS TO MATCH WITH RED POSTS.

COLORS: (TO BE CONFIRMED)
 GRAPHICS PANELS - BRUSHED ALUMINUM BACKGROUND WITH PMS#200 RED BORDERS..

GRAPHICS - OSU LOGO & TEXT - PMS#200 RED, WHITE & BLACK.
 TEXT & ARROWS - NIMBUS GREY.
 PARKING SYMBOLS - BLUE & WHITE

POSTS & BORDER - PTM RED, PMS #200

Scale 1" = 1'

VERIFY ALL INFORMATION PRIOR TO PRODUCTION

© COPYRIGHT 2018 SIGNCOM, INC. • 527 WEST RICH STREET • COLUMBUS, OHIO 43215 • TEL: 614-228-9999 • FAX: 614-228-4326 • info@signcominc.com



CLIENT APPROVAL _____ DATE _____

PRODUCTION ART REQUIRED
 Colors on Printed Documents May Vary

PROJECT NAME OSU / RAF
 LOCATION _____
 CITY DUBLIN STATE _____

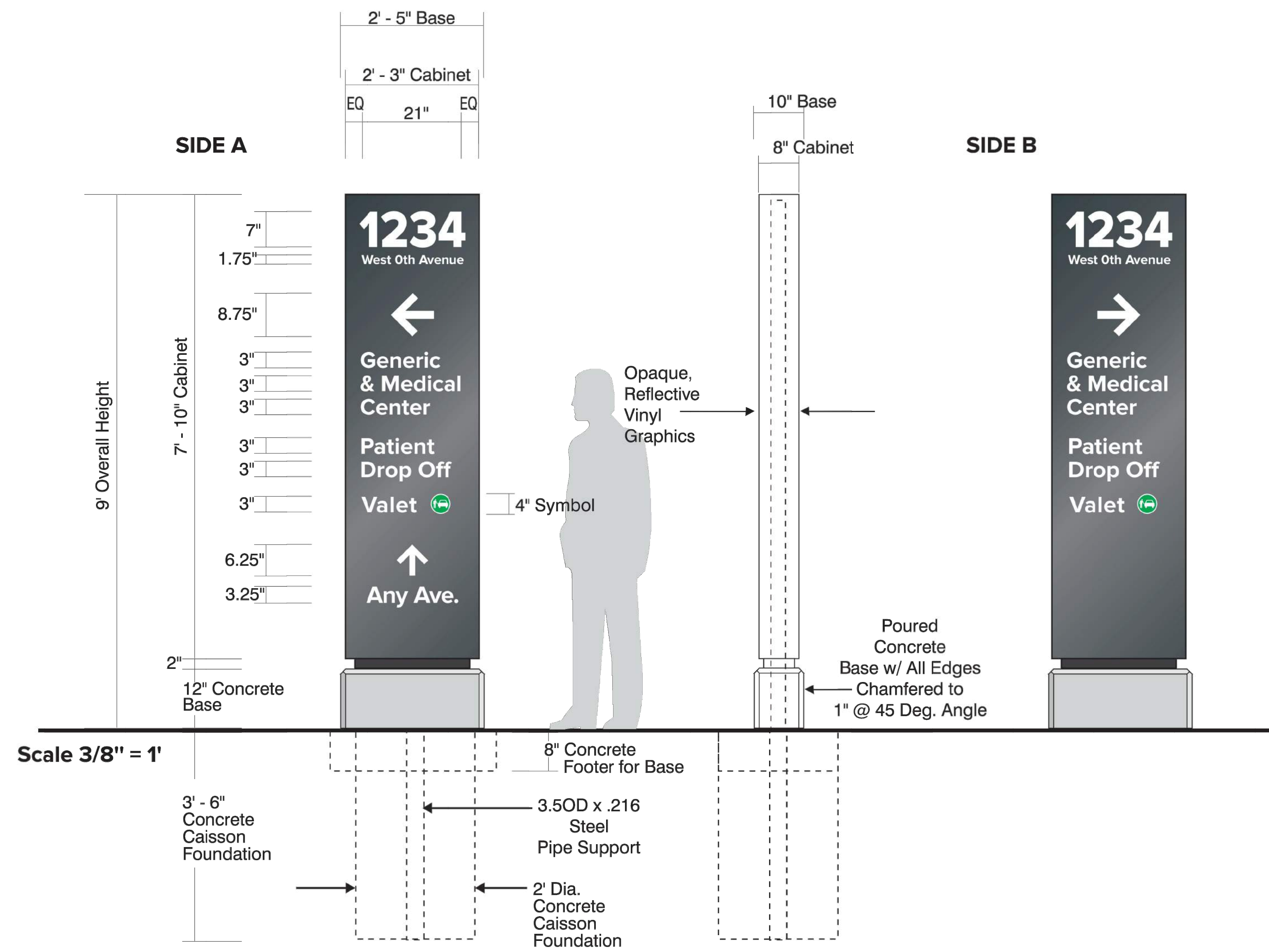
REVISION 2-6-20

SALES BMS
 DESIGN KD
 SIZE 14

DATE 2-4-20
 SCALE Noted
 PROJECT# 20176

A SECONDARY ENTRY SIGN

NO.	DATE	DESCRIPTION
REVISIONS		
	OSU PROJECT NUMBER	OSU-180636-1
		OSU WMC Regional Amb Facilities - Dublin
PREPARED BY THE OHIO STATE UNIVERSITY FACILITIES OPERATION AND DEVELOPMENT COLUMBUS, OHIO		
PREPARED BY DLR Group Westlake Reed Leskosky 1422 EUCLID AVENUE, SUITE 300 CLEVELAND, OHIO 44115		
Signage Details		SHEET NUMBER
		L4.03
OSU PROJ. NO. OSU-180636-1	FILE NAME	DRAWN BY RS
		DATE February 14, 2020



**4 Total, Double Face -
P2-OSU VEHICULAR DIRECTIONAL**

Generic Message Content Shown.

ALUMINUM CONSTRUCTED CABINET & REVEAL
ASSEMBLED OVER WELDED FRAMEWORK

HIGH PERFORMANCE OPAQUE, REFLECTIVE VINYL
GRAPHIC APPLIED TO BOTH SIDES OF CABINET.

CABINET SECURED TO 3.50D X .216 STEEL
PIPE. PIPE SET IN POURED CONCRETE SLAB
FOUNDATION 2' DIA. X 3' - 6" DEEP.

8" DEEP CONCRETE FOOTER SUPPORT FOR
CONCRETE BASE

CONCRETE BASE - POURED, FORMED CONCRETE.
ALL TOP & SIDE CORNER EDGES ARE CHAMFERED
TO 1" @ 45 DEG. ANGLE.

COLORS-----
CABINET - MP 18207 SLATE METALLIC

REVEAL - MP 18207 SLATE METALLIC

TEXT & ARROWS - WHITE REFLECTIVE
VINYL

SYMBOLS - REFLECTIVE WHITE EDGE
BORDER & GRAPHIC.
BACKGROUND COLOR TBD.

CONCRETE BASE - NATURAL COLOR;
BUFF WASH FINISH

©COPYRIGHT 2019 SIGNCOM, INC. • 527 WEST RICH STREET • COLUMBUS, OHIO 43215 • TEL: 614-228-9999 • FAX: 614-228-4326 • info@signcominc.com



CLIENT APPROVAL _____ DATE _____

PRODUCTION ART REQUIRED
Colors on Printed Documents May Vary


PROJECT NAME OSU / RAF
LOCATION _____
CITY DUBLIN STATE _____

REVISION _____

SALES_BMS _____ DATE 2-4-20
DESIGN_KD _____ SCALE Noted
SIZE 14 PROJECT# 20176

A DIRECTIONAL SIGN

NO.	DATE	DESCRIPTION
REVISIONS		
OSU PROJECT NUMBER OSU-180636-1		
OSU WMC Regional Amb Facilities - Dublin		
PREPARED BY THE OHIO STATE UNIVERSITY FACILITIES OPERATION AND DEVELOPMENT COLUMBUS, OHIO		
PREPARED BY DLR Group Westlake Reed Leskosky 1422 EUCLID AVENUE, SUITE 300 CLEVELAND, OHIO 44115		
Signage Details		SHEET NUMBER L4.04
OSU PROJ. NO. OSU-180636-1	FILE NAME	DRAWN BY RS DATE February 14, 2020



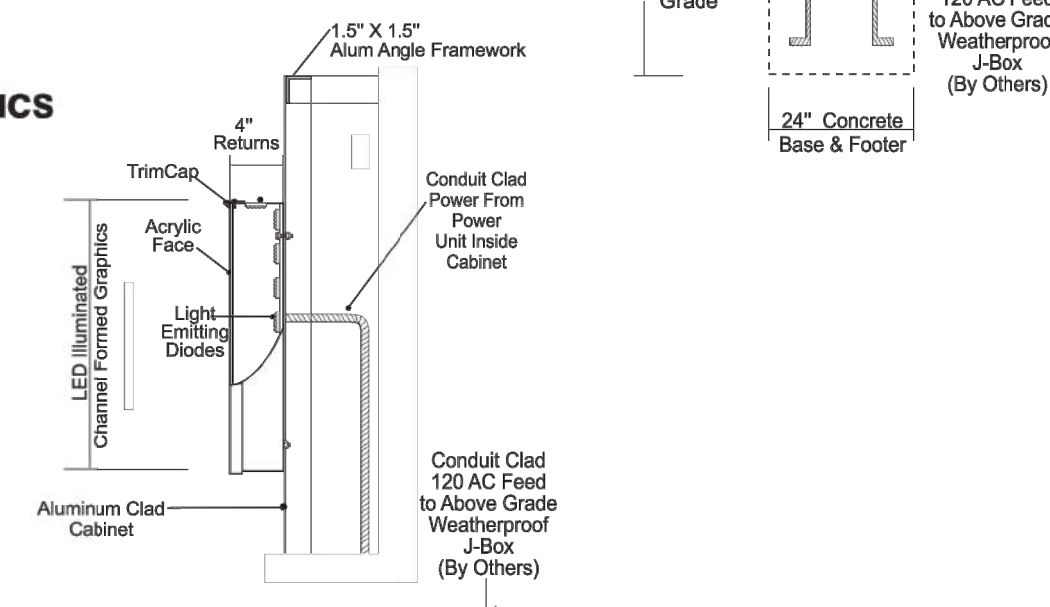
SCALE 3/16" = 1" All Measurements & Information Shown Subject to Verification

Page 3 of 3

1 TOTAL -S.F. CURVED CABINET WITH FACE ILLUMINATED CHANNEL FORMED GRAPHICS

4" DEEP ALUMINUM CHANNEL FORMED LETTERS, LOGO & UNDERSCORE WITH ILLUMINATED FACES. LED LIGHT CLUSTERS HOUSED IN EACH SHAPE. LETTERS & UNDERSCORE HAVE TRANSLUCENT FACES WITH PERFORATED VINYL OVERLAYS. FACES ARE BLACK DURING DAY & WHITE AT NIGHT. LOGO - TRANSLUCENT FACE WITH TRANSLUCENT OVERLAYS. GRAPHICS MOUNTED FLUSH TO CABINET WITH CONCEALED, CORROSION RESISTANT FASTENERS. PRIMARY ELECTRIC BROUGHT TO BACK OF SIGN BY OTHERS.

COLORS - CABINET - MATCH CENTRIA, PPG UC106692F DURANAR SUNSTORM DRIFTWOOD MICA. LETTERS & UNDERSCORE - TRANSLUCENT ACRYLIC WITH PERFORATED VINYL OVERLAYS. GRAPHICS APPEAR BLACK DURING DAY, WHITE AT NIGHT. LOGO - TRANSLUCENT PMS8200 RED BLOCK "O" w/ WHITE INSIDE BORDER & BLACK OUTER BORDER. ALL TRIMCAP & RETURNS - BLACK. MASONRY BASE - (BY OTHERS) TO MATCH STONWORK AT SITE.



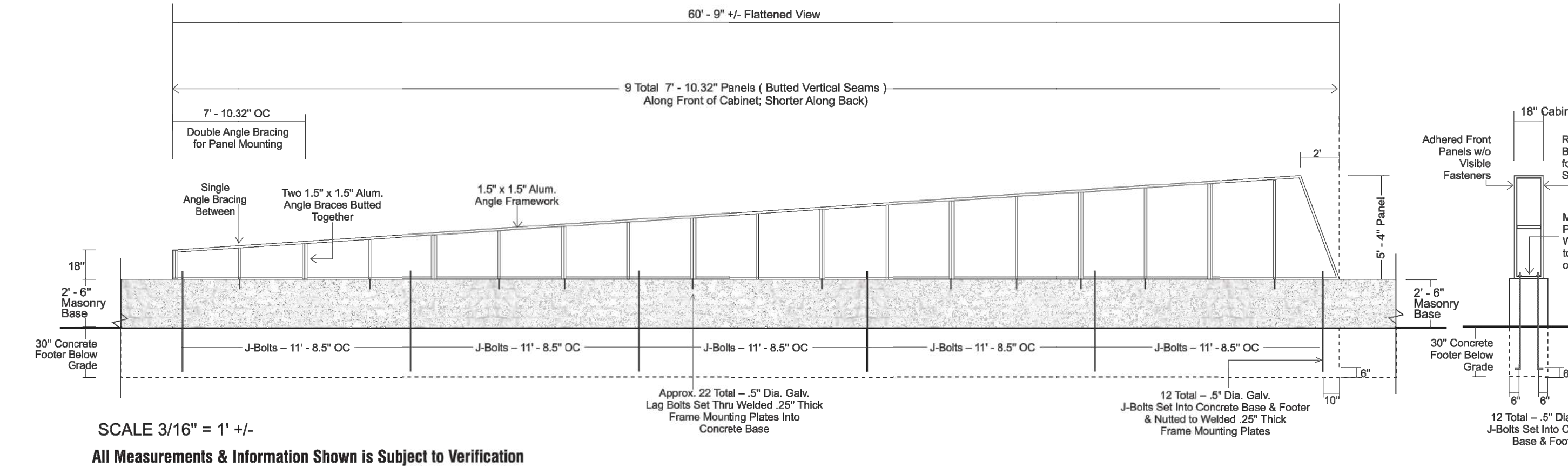
©COPYRIGHT 2020 SIGNCOM, INC. • 527 WEST RICH STREET • COLUMBUS, OHIO 43215 • TEL: 614-228-9999 • FAX: 614-228-4326 • info@signcominc.com

signcom Design • Fabrication • Erection • Service

CLIENT APPROVAL: _____ DATE: _____ PRODUCTION ART REQUIRED: (Circle on Printed Documents May Vary)

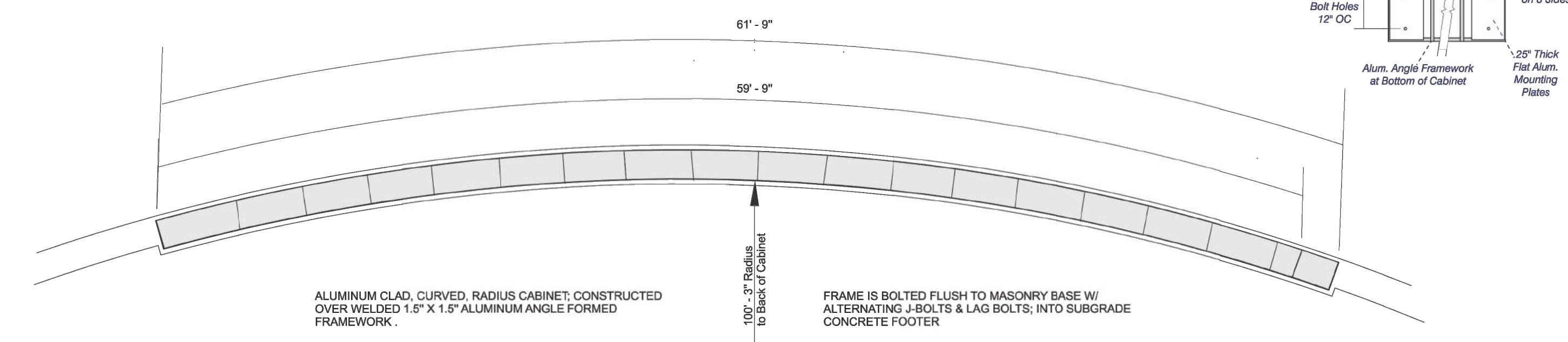
PROJECT NAME: OSU / RAF REVISION: 2-6-20 SALES_BMS: _____ DATE: 2-4-20
 LOCATION: DUBLIN STATE: _____ DESIGN_KD: _____ SCALE: Noted
 CITY: DUBLIN STATE: _____ SIZE: TABLOID PROJECT# 20176

A PRIMARY ENTRY MONUMENT SIGN



SCALE 3/16" = 1" +/- All Measurements & Information Shown is Subject to Verification

Page 2 of 3 **1 TOTAL -S.F. CURVED CABINET WITH FACE ILLUMINATED CHANNEL FORMED GRAPHICS**




©COPYRIGHT 2020 SIGNCOM, INC. • 527 WEST RICH STREET • COLUMBUS, OHIO 43215 • TEL: 614-228-9999 • FAX: 614-228-4326 • info@signcominc.com

signcom Design • Fabrication • Erection • Service

CLIENT APPROVAL: _____ DATE: _____ PRODUCTION ART REQUIRED: (Circle on Printed Documents May Vary)

PROJECT NAME: OSU / RAF REVISION: 2-6-20 SALES_BMS: _____ DATE: 2-4-20
 LOCATION: DUBLIN STATE: _____ DESIGN_KD: _____ SCALE: Noted
 CITY: DUBLIN STATE: _____ SIZE: TABLOID PROJECT# 20176

B PRIMARY ENTRY MONUMENT SIGN



SCALE 3/16" = 1" All Measurements & Information Shown is Subject to Verification

Page 1 of 3

1 TOTAL - S.F. CURVED CABINET WITH FACE ILLUMINATED CHANNEL FORMED GRAPHICS

ALUMINUM CLAD, CURVED, RADIUS CABINET, CONSTRUCTED OVER WELDED 1.5" X 1.5" ALUMINUM ANGLE FORMED FRAMEWORK.

CABINET CLAD WITH 1/8" THICK ALUMINUM PANELS. PANELS ARE BUTTED TOGETHER TO FORM CLEAN, VISIBLE VERTICAL SEAMS. PANELS ARE ADHERED TO FACE OF CABINET & SCREW MOUNTED TO BACK OF CABINET. FLUSH FIT, EVEN SPACED SCREWS TO ALLOW MOUNTING ACCESS, FROM BEHIND.

4" DEEP ALUMINUM CHANNEL FORMED LETTERS, LOGO & UNDERSCORE WITH ILLUMINATED FACES. LED LIGHT CLUSTERS HOUSED IN EACH SHAPE. GRAPHICS MOUNTED FLUSH TO CABINET WITH CONCEALED, CORROSION RESISTANT FASTENERS.

COLORS - CABINET - MATCH CENTRIA, PPG UC106692F DURANAR SUNSTORM DRIFTWOOD MICA. LETTERS & UNDERSCORE - TRANSLUCENT ACRYLIC WITH PERFORATED VINYL OVERLAYS. GRAPHICS APPEAR BLACK DURING DAY, WHITE AT NIGHT. LOGO - TRANSLUCENT PMS8200 RED BLOCK "O" w/ WHITE INSIDE BORDER & BLACK OUTER BORDER. ALL TRIMCAP & RETURNS - BLACK. MASONRY BASE - (BY OTHERS) TO MATCH STONWORK AT SITE.

©COPYRIGHT 2020 SIGNCOM, INC. • 527 WEST RICH STREET • COLUMBUS, OHIO 43215 • TEL: 614-228-9999 • FAX: 614-228-4326 • info@signcominc.com


signcom Design • Fabrication • Erection • Service

CLIENT APPROVAL: _____ DATE: _____ PRODUCTION ART REQUIRED: (Circle on Printed Documents May Vary)

PROJECT NAME: OSU / RAF REVISION: 2-6-20 SALES_BMS: _____ DATE: 2-4-20
 LOCATION: DUBLIN STATE: _____ DESIGN_KD: _____ SCALE: Noted
 CITY: DUBLIN STATE: _____ SIZE: TABLOID PROJECT# 20176

C PRIMARY ENTRY MONUMENT SIGN

NO.	DATE	DESCRIPTION
REVISIONS		
OSU PROJECT NUMBER	OSU-180636-1	
OSU WMC Regional Amb Facilities - Dublin		
PREPARED BY THE OHIO STATE UNIVERSITY FACILITIES OPERATION AND DEVELOPMENT COLUMBUS, OHIO		
PREPARED BY DLR Group Westlake Reed Leskosky 1422 EUCLID AVENUE, SUITE 300 CLEVELAND, OHIO 44115		
Signage Details		SHEET NUMBER L4.05
OSU PROJ. NO. OSU-180636-1	FILE NAME	DRAWN BY RS DATE February 14, 2020



FACE ILLUMINATED WALL GRAPHICS- LOGO GRAPHICS & ADDRESS NUMBERS SOUTH ELEVATION // Scale 3/32" = 1'

ALUMINUM FORMED LOGO, LETTERS, UNDERLINE & ADDRESS NUMBERS- 3" DEEP RETURNS
 LOGO - ACRYLIC FACES HELD IN WITH FORMED FACE RETAINER. LETTERS, UNDERLINE & ADDRESS - ACRYLIC FACES HELD IN WITH TRIMCAP RETAINERS.
 ALL FACES ILLUMINATED W/ LED LIGHT CLUSTERS INSIDE EACH SHAPE

ALL ELECTRICAL COMPONENTS TO BE UL LABELED. PRIMARY 120 AC ELECTRIC FEED BROUGHT TO SITE BY OTHERS.
 GRAPHICS MOUNTED FLUSH TO CORRUGATED METAL SCREEN WALL WITH CONCEALED, CORROSION RESISTANT BACK STUDS. STUDS ARE DRILLED THRU & NUTTED ON BACK SIDE OF WALL. SPACERS A/OR "BRIDGES" ADDED AS NEEDED FOR LEVEL. INSTALL ACROSS VERTICAL REVEALS.

REMOTE POWER UNITS ON BACK SIDE OF WALL & ENCASED IN PROTECTIVE METAL BOX. ALL WIRING IS CONDUIT CLAD.
 COLORS: LOGO - ILLUMINATED PMS#200 RED WITH WHITE & BLACK BORDER OUTLINES. LETTERS, UNDERLINE & NUMBERS - ILLUMINATED WHITE. ALL TRIMCAP & RETURNS - MATHEWS METALLIC SILVER MP #23468 SATIN FINISH.

SIGNCOM, INC. • 527 WEST RICH STREET • COLUMBUS, OHIO 43215 • TEL: 614-228-9999 • FAX: 614-228-4326 • info@signcominc.com

CLIENT APPROVAL: _____ DATE: _____

PRODUCTION ART REQUIRED: (Copy of Printed Documents May Vary)

PROJECT NAME: OSU / RAF
 LOCATION: CTV_DUBLIN STATE: _____

REVISION: 2-6-20 SALES: BMS DATE: 2-4-20
 DESIGN: SD SCALE: 1/8"=1'-0" PROJECT#: 20176
 SIZE: 14



FACE ILLUMINATED WALL GRAPHICS- LOGO GRAPHICS & ADDRESS NUMBERS EAST ELEVATION // Scale 3/32" = 1'

ALUMINUM FORMED LOGO, LETTERS, UNDERLINE & ADDRESS NUMBERS- 3" DEEP RETURNS
 LOGO - ACRYLIC FACES HELD IN WITH FORMED FACE RETAINER. LETTERS, UNDERLINE & ADDRESS - ACRYLIC FACES HELD IN WITH TRIMCAP RETAINERS.
 ALL FACES ILLUMINATED W/ LED LIGHT CLUSTERS INSIDE EACH SHAPE

ALL ELECTRICAL COMPONENTS TO BE UL LABELED. PRIMARY 120 AC ELECTRIC FEED BROUGHT TO SITE BY OTHERS.
 GRAPHICS MOUNTED FLUSH TO CORRUGATED METAL SCREEN WALL WITH CONCEALED, CORROSION RESISTANT BACK STUDS. STUDS ARE DRILLED THRU & NUTTED ON BACK SIDE OF WALL. SPACERS A/OR "BRIDGES" ADDED AS NEEDED FOR LEVEL. INSTALL ACROSS VERTICAL REVEALS.

REMOTE POWER UNITS ON BACK SIDE OF WALL & ENCASED IN PROTECTIVE METAL BOX. ALL WIRING IS CONDUIT CLAD.
 COLORS: LOGO - ILLUMINATED PMS#200 RED WITH WHITE & BLACK BORDER OUTLINES. LETTERS, UNDERLINE & NUMBERS - ILLUMINATED WHITE. ALL TRIMCAP & RETURNS - MATHEWS METALLIC SILVER MP #23468 SATIN FINISH.

SIGNCOM, INC. • 527 WEST RICH STREET • COLUMBUS, OHIO 43215 • TEL: 614-228-9999 • FAX: 614-228-4326 • info@signcominc.com

CLIENT APPROVAL: _____ DATE: _____


PRODUCTION ART REQUIRED: (Copy of Printed Documents May Vary)

PROJECT NAME: OSU / RAF
 LOCATION: CTV_DUBLIN STATE: _____

REVISION: 2-6-20 SALES: BMS DATE: 2-4-20
 DESIGN: SD SCALE: 1/8"=1'-0" PROJECT#: 20176
 SIZE: 14

A BUILDING IDENTIFICATION SIGN - SOUTH ELEVATION

B BUILDING IDENTIFICATION SIGN - EAST ELEVATION



FACE ILLUMINATED WALL GRAPHICS- LOGO GRAPHICS & ADDRESS NUMBERS NORTH ELEVATION // Scale 3/32" = 1'

ALUMINUM FORMED LOGO, LETTERS, UNDERLINE & ADDRESS NUMBERS- 3" DEEP RETURNS
 LOGO - ACRYLIC FACES HELD IN WITH FORMED FACE RETAINER. LETTERS, UNDERLINE & ADDRESS - ACRYLIC FACES HELD IN WITH TRIMCAP RETAINERS.
 ALL FACES ILLUMINATED W/ LED LIGHT CLUSTERS INSIDE EACH SHAPE

ALL ELECTRICAL COMPONENTS TO BE UL LABELED. PRIMARY 120 AC ELECTRIC FEED BROUGHT TO SITE BY OTHERS.
 GRAPHICS MOUNTED FLUSH TO CORRUGATED METAL SCREEN WALL WITH CONCEALED, CORROSION RESISTANT BACK STUDS. STUDS ARE DRILLED THRU & NUTTED ON BACK SIDE OF WALL. SPACERS A/OR "BRIDGES" ADDED AS NEEDED FOR LEVEL. INSTALL ACROSS VERTICAL REVEALS.

REMOTE POWER UNITS ON BACK SIDE OF WALL & ENCASED IN PROTECTIVE METAL BOX. ALL WIRING IS CONDUIT CLAD.
 COLORS: LOGO - ILLUMINATED PMS#200 RED WITH WHITE & BLACK BORDER OUTLINES. LETTERS, UNDERLINE & NUMBERS - ILLUMINATED WHITE. ALL TRIMCAP & RETURNS - MATHEWS METALLIC SILVER MP #23468 SATIN FINISH.

SIGNCOM, INC. • 527 WEST RICH STREET • COLUMBUS, OHIO 43215 • TEL: 614-228-9999 • FAX: 614-228-4326 • info@signcominc.com


CLIENT APPROVAL: _____ DATE: _____

PRODUCTION ART REQUIRED: (Copy of Printed Documents May Vary)

PROJECT NAME: OSU / RAF
 LOCATION: CTV_DUBLIN STATE: _____

REVISION: 2-6-20 SALES: BMS DATE: 2-4-20
 DESIGN: SD SCALE: 1/8"=1'-0" PROJECT#: 20176
 SIZE: 14

C BUILDING IDENTIFICATION SIGN - NORTH ELEVATION



FACE ILLUMINATED WALL GRAPHICS- LOGO GRAPHICS & ADDRESS NUMBERS WEST ELEVATION // Scale 3/32" = 1'

ALUMINUM FORMED LOGO, LETTERS, UNDERLINE & ADDRESS NUMBERS- 3" DEEP RETURNS
 LOGO - ACRYLIC FACES HELD IN WITH FORMED FACE RETAINER. LETTERS, UNDERLINE & ADDRESS - ACRYLIC FACES HELD IN WITH TRIMCAP RETAINERS.
 ALL FACES ILLUMINATED W/ LED LIGHT CLUSTERS INSIDE EACH SHAPE

ALL ELECTRICAL COMPONENTS TO BE UL LABELED. PRIMARY 120 AC ELECTRIC FEED BROUGHT TO SITE BY OTHERS.
 GRAPHICS MOUNTED FLUSH TO CORRUGATED METAL SCREEN WALL WITH CONCEALED, CORROSION RESISTANT BACK STUDS. STUDS ARE DRILLED THRU & NUTTED ON BACK SIDE OF WALL. SPACERS A/OR "BRIDGES" ADDED AS NEEDED FOR LEVEL. INSTALL ACROSS VERTICAL REVEALS.

REMOTE POWER UNITS ON BACK SIDE OF WALL & ENCASED IN PROTECTIVE METAL BOX. ALL WIRING IS CONDUIT CLAD.
 COLORS: LOGO - ILLUMINATED PMS#200 RED WITH WHITE & BLACK BORDER OUTLINES. LETTERS, UNDERLINE & NUMBERS - ILLUMINATED WHITE. ALL TRIMCAP & RETURNS - MATHEWS METALLIC SILVER MP #23468 SATIN FINISH.

SIGNCOM, INC. • 527 WEST RICH STREET • COLUMBUS, OHIO 43215 • TEL: 614-228-9999 • FAX: 614-228-4326 • info@signcominc.com

CLIENT APPROVAL: _____ DATE: _____

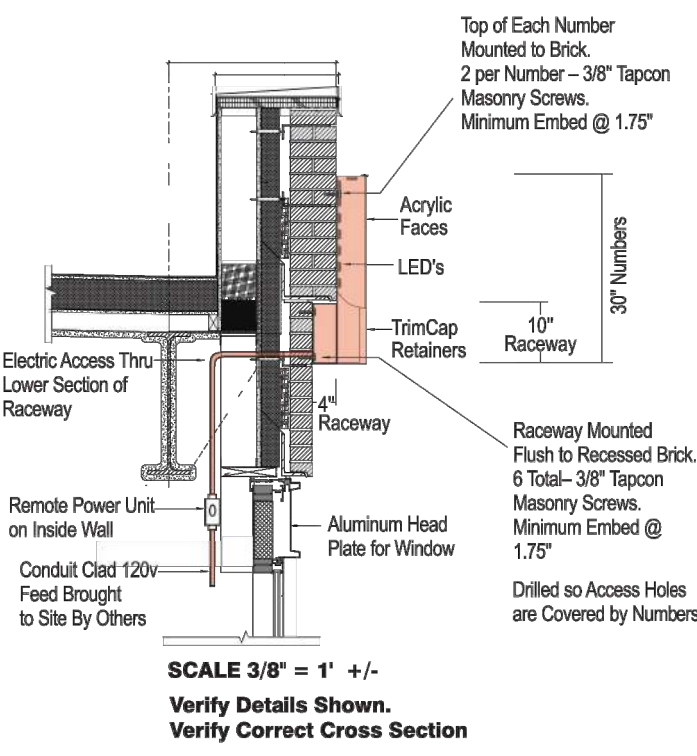
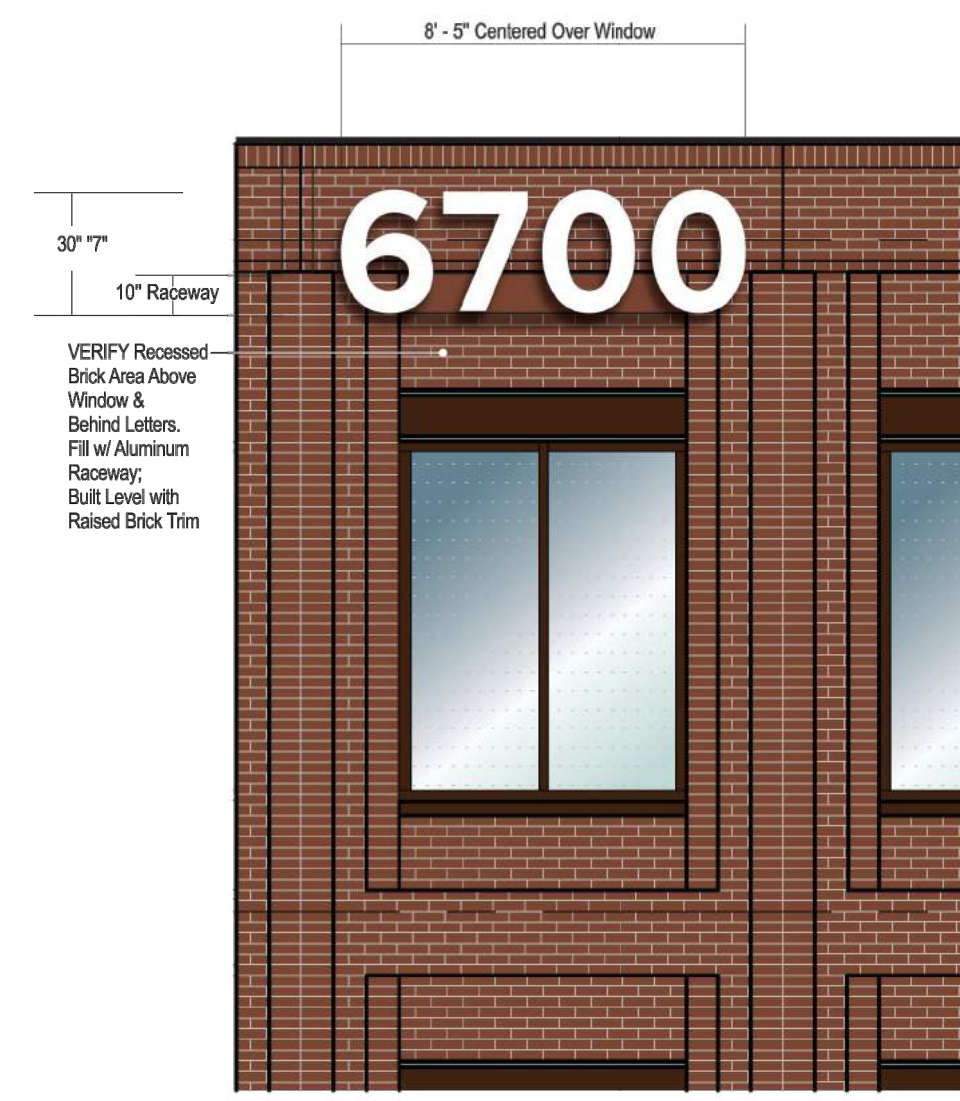
PRODUCTION ART REQUIRED: (Copy of Printed Documents May Vary)

PROJECT NAME: OSU / RAF
 LOCATION: CTV_DUBLIN STATE: _____

REVISION: 2-6-20 SALES: BMS DATE: 2-4-20
 DESIGN: SD SCALE: 1/8"=1'-0" PROJECT#: 20176
 SIZE: 14

D BUILDING IDENTIFICATION SIGN - WEST ELEVATION

NO.	DATE	DESCRIPTION
REVISIONS		
		OSU PROJECT NUMBER OSU-180636-1
OSU WMC Regional Amb Facilities - Dublin		
PREPARED BY THE OHIO STATE UNIVERSITY FACILITIES OPERATION AND DEVELOPMENT COLUMBUS, OHIO		
PREPARED BY DLR Group Westlake Reed Leskosky 1422 EUCLID AVENUE, SUITE 300 CLEVELAND, OHIO 44115		
Signage Details		SHEET NUMBER L4.06
OSU PROJ. NO. OSU-180636-1	FILE NAME	DRAWN BY RS DATE February 14, 2020



**2 Sets Total ----
North & South Elevations
FACE ILLUMINATED
ADDRESS NUMBERS**

See Additional Pages for Locations

ALUMINUM FORMED ADDRESS NUMBERS - 7" DEEP RETURNS

TRANSLUCENT ACRYLIC FACES HELD IN WITH TRIMCAP RETAINERS.

FACES ILLUMINATED W/ LED LIGHT CLUSTERS INSIDE EACH SHAPE.

LED'S POWERED BY REMOTE POWER UNIT LOCATED BEHIND MOUNTING WALL - PRIMARY ELECTRIC FEED BROUGHT TO SITE BY OTHERS

NUMBERS MOUNTED TO ALUMINUM FORMED RACEWAY TO CONTAIN WIRING & FILL VOID SPACE BETWEEN RAISED BRICK WALL DETAILS.

RACEWAY SECURED WITH 6 TOTAL - 3/8" CORROSION RESISTANT TAPCON MASONRY SCREWS, EVENLY SPACED. MINIMUM EMBED @ 1.75"

NUMBERS SCREW MOUNTED TO RACEWAY & POSITIONED TO COVER ACCESS HOLES IN RACEWAY

VERIFY ACTUAL ADDRESS & ALL WALL DETAILS

COLORS - FACES - ILLUMINATED WHITE ACRYLIC.

RETURNS - MATHEWS METALLIC SILVER MP23468 SATIN SILVER

RACEWAY - PAINTED TO MATCH BRICK HUES.

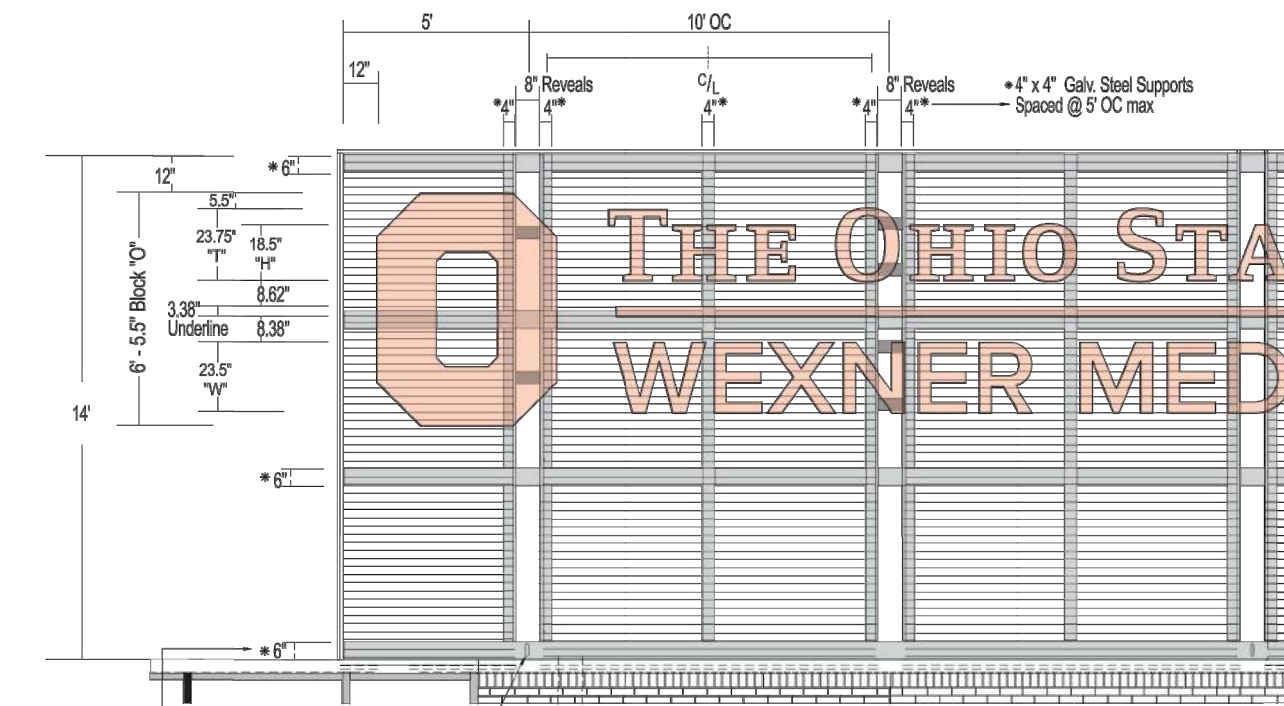
Page 7

©Copyright 2019 SIGNCOM, INC. • 527 WEST RICH STREET • COLUMBUS, OHIO 43215 • TEL: 614-228-9999 • FAX: 614-228-4326 • info@signcominc.com

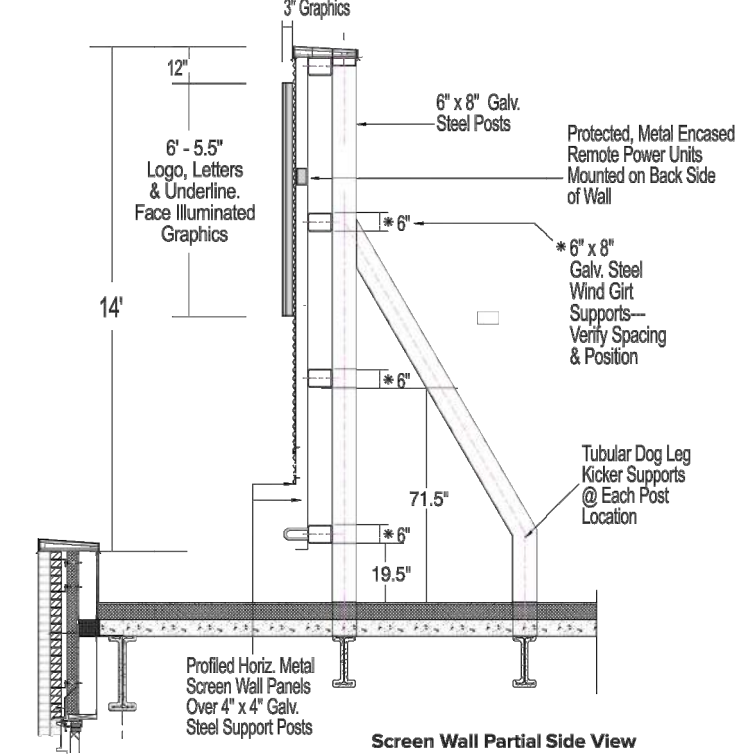
signcom CLIENT APPROVAL DATE _____ PRODUCTION NOT REQUIRED (Check or Print Document) May Vary

PROJECT NAME OSU / RAF REVISION 2-6-20 SALES RMS DATE 2-4-20
 LOCATION DESIGN ID SCALE Noted
 CITY DUBLIN STATE SIZE 14 PROJECT# 20176

A ANCILLARY WALL SIGN



VERIFY Location of Middle Wind Girt For Electrical Penetrations



ALL ELECTRICAL COMPONENTS TO BE UL LABELED. PRIMARY 120 AC ELECTRIC FEED BROUGHT TO SITE BY OTHERS.

GRAPHICS MOUNTED FLUSH TO CORRUGATED METAL SCREEN WALL WITH CONCEALED, CORROSION RESISTANT BACK STUDS. STUDS ARE DRILLED THRU & NUTTED ON BACK SIDE OF WALL. SPACERS & OR 'BRIDGES' ADDED AS NEEDED FOR LEVEL INSTALL ACROSS VERTICAL REVEALS.

LOGO - 15 FASTENERS MINIMUM, EVENLY SPACED.
 LETTERS - 4 FASTENERS MINIMUM, EVENLY SPACED.
 UNDERLINE - 10 FASTENERS MINIMUM, SET @ APPROX. 4' OC

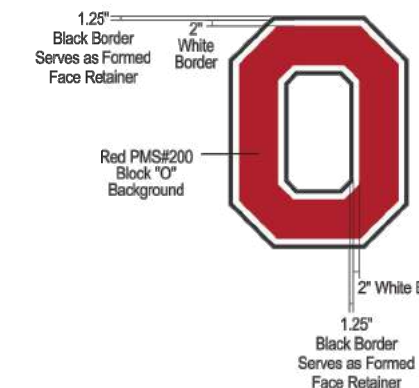
Page 3

©Copyright 2019 SIGNCOM, INC. • 527 WEST RICH STREET • COLUMBUS, OHIO 43215 • TEL: 614-228-9999 • FAX: 614-228-4326 • info@signcominc.com

signcom CLIENT APPROVAL DATE _____ PRODUCTION NOT REQUIRED (Check or Print Document) May Vary

PROJECT NAME OSU / RAF REVISION _____ SALES RMS DATE 2-4-20
 LOCATION DESIGN ID SCALE Noted
 CITY DUBLIN STATE SIZE 14 PROJECT# 20176

B ANCILLARY WALL SIGN



ALUMINUM FORMED LOGO, LETTERS, UNDERLINE & ADDRESS NUMBERS - 7" DEEP RETURNS

LOGO - ACRYLIC FACES HELD IN WITH FORMED FACE RETAINER. LETTERS, UNDERLINE & ADDRESS - ACRYLIC FACES HELD IN WITH TRIMCAP RETAINERS.

ALL FACES ILLUMINATED W/ LED LIGHT CLUSTERS INSIDE EACH SHAPE

ALL ELECTRICAL COMPONENTS TO BE UL LABELED. PRIMARY 120 AC ELECTRIC FEED BROUGHT TO SITE BY OTHERS.

GRAPHICS MOUNTED FLUSH TO CORRUGATED METAL SCREEN WALL WITH CONCEALED, CORROSION RESISTANT BACK STUDS. STUDS ARE DRILLED THRU & NUTTED ON BACK SIDE OF WALL. SPACERS & OR 'BRIDGES' ADDED AS NEEDED FOR LEVEL INSTALL ACROSS VERTICAL REVEALS.

REMOTE POWER UNITS ON BACK SIDE OF WALL & ENCASED IN PROTECTIVE METAL BOX. ALL WIRING IS CONDUIT CLAD.

COLORS - LOGO - ILLUMINATED PMS620 RED WITH WHITE & BLACK BORDER OUTLINES. LETTERS & UNDERLINE - ILLUMINATED WHITE. ALL TRIMCAP & RETURNS - MATHEWS METALLIC SILVER MP #23468 SATIN FINISH.

Page 4

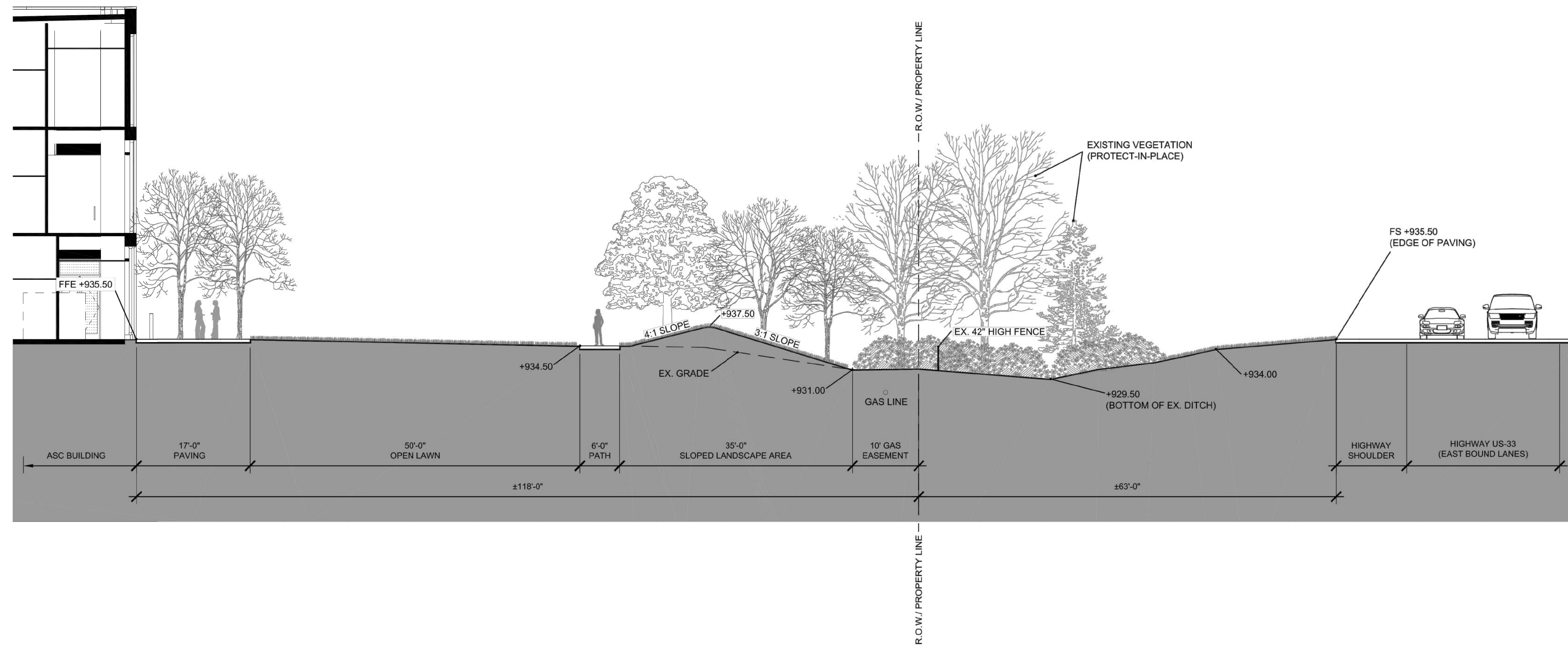
©Copyright 2019 SIGNCOM, INC. • 527 WEST RICH STREET • COLUMBUS, OHIO 43215 • TEL: 614-228-9999 • FAX: 614-228-4326 • info@signcominc.com

signcom CLIENT APPROVAL DATE _____ PRODUCTION NOT REQUIRED (Check or Print Document) May Vary

PROJECT NAME OSU / RAF REVISION _____ SALES RMS DATE 2-4-20
 LOCATION DESIGN ID SCALE Noted
 CITY DUBLIN STATE SIZE 14 PROJECT# 20176

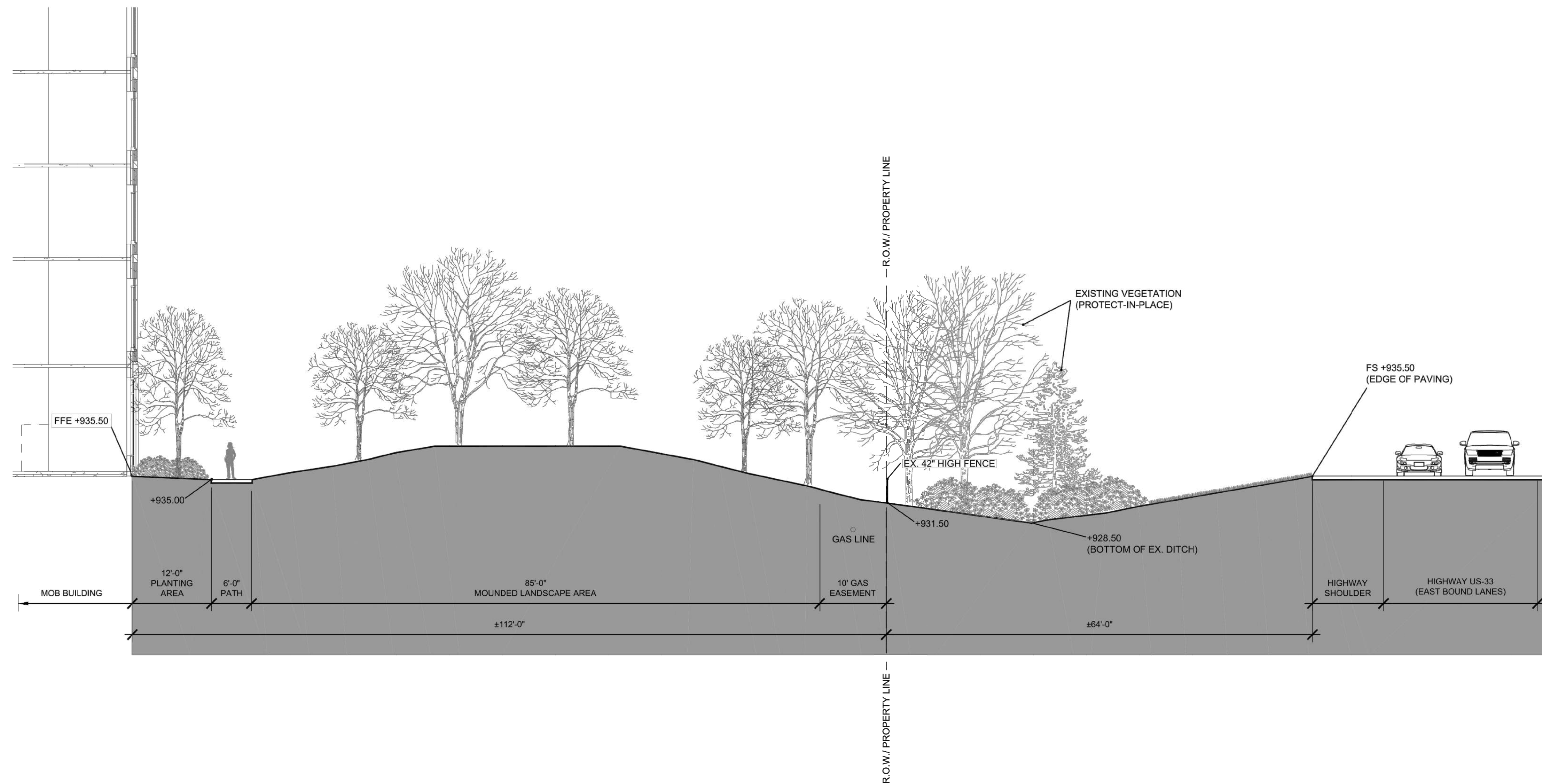
C ANCILLARY WALL SIGN

NO.	DATE	DESCRIPTION
REVISIONS		
		OSU PROJECT NUMBER OSU-180636-1
OSU WMC Regional Amb Facilities - Dublin		
PREPARED BY THE OHIO STATE UNIVERSITY FACILITIES OPERATION AND DEVELOPMENT COLUMBUS, OHIO		
PREPARED BY DLR Group Westlake Reed Leskosky 1422 EUCLID AVENUE, SUITE 300 CLEVELAND, OHIO 44115		
Signage Details		SHEET NUMBER
		L4.07
OSU PROJ. NO. OSU-180636-1	FILE NAME	DRAWN BY RS
		DATE February 14, 2020



A SHARED USE PATHWAY (NORTH)

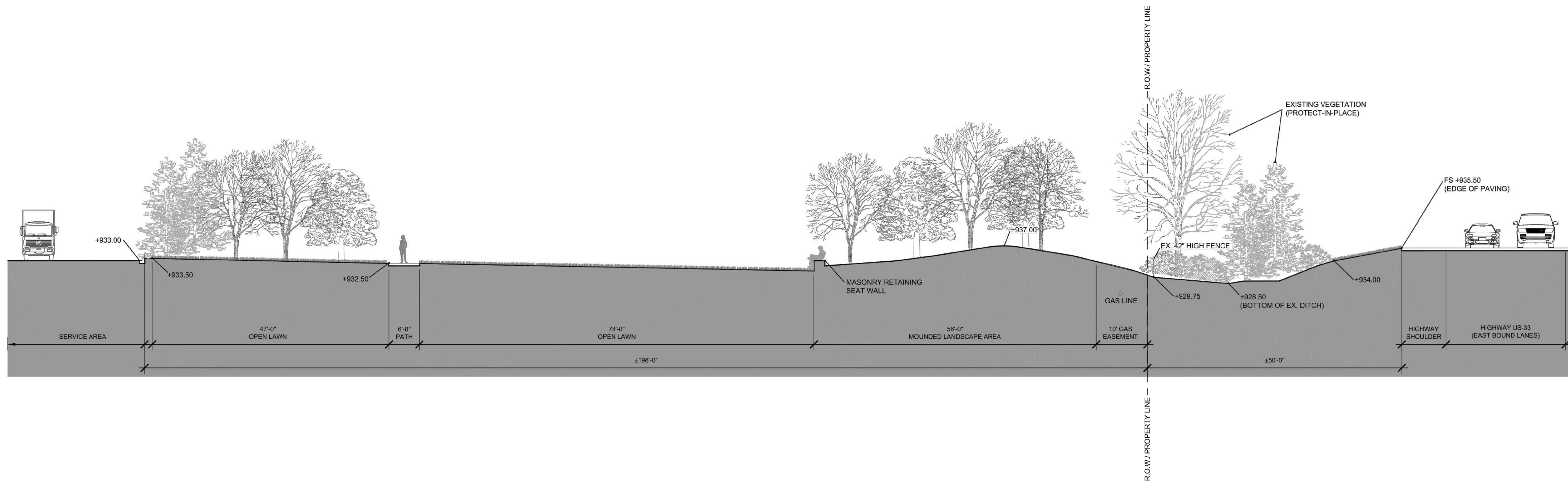
SECTION



B THERAPY GREEN (NORTH)

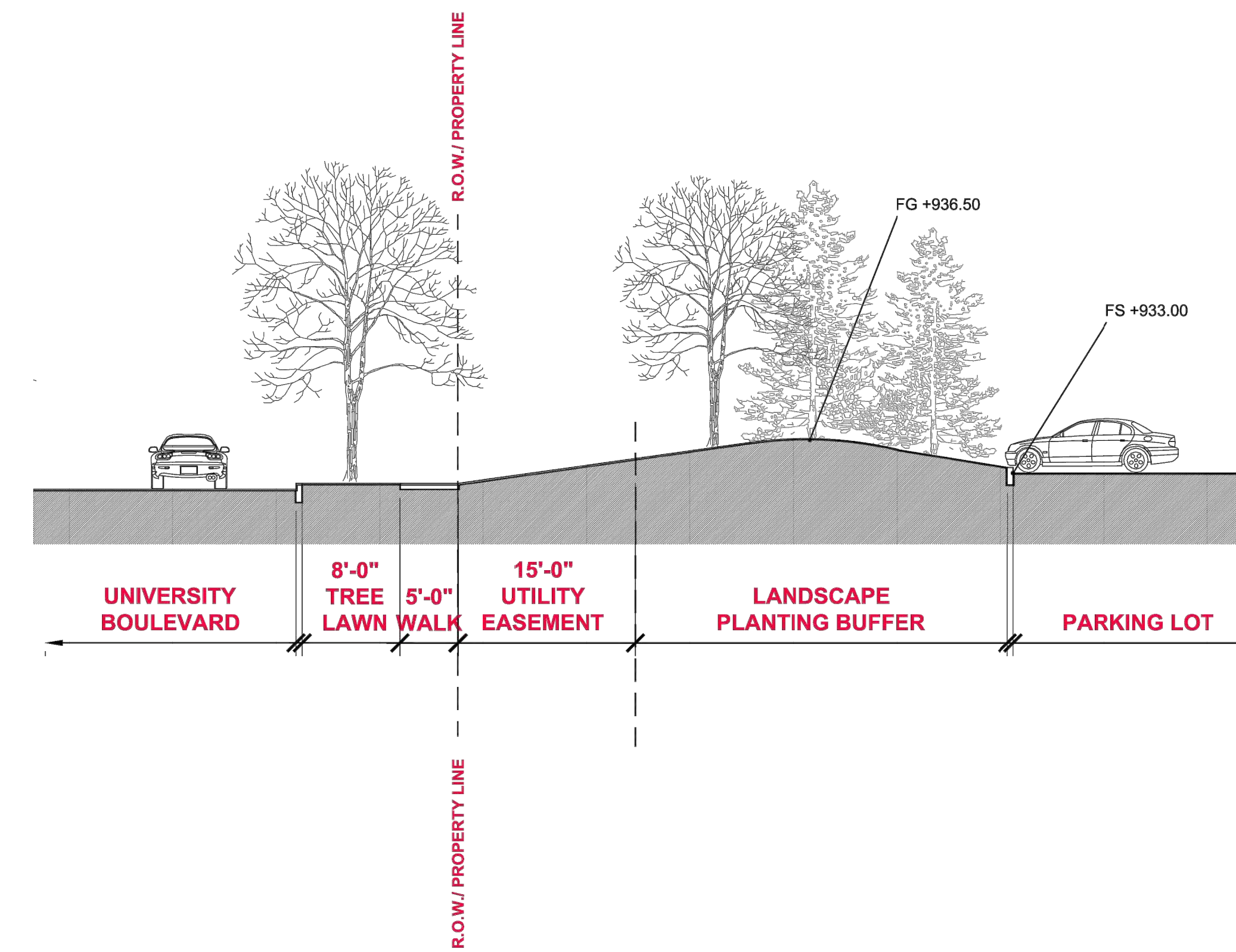
SECTION

NO.	DATE	DESCRIPTION
REVISIONS		
OSU PROJECT NUMBER		OSU-180636-1
OSU WMC Regional Amb Facilities - Dublin		
PREPARED BY THE OHIO STATE UNIVERSITY FACILITIES OPERATION AND DEVELOPMENT COLUMBUS, OHIO		
PREPARED BY DLR Group Westlake Reed Leskosky 1422 EUCLID AVENUE, SUITE 300 CLEVELAND, OHIO 44115		
Sections		SHEET NUMBER L5.01
OSU PROJ. NO. OSU-180636-1	FILE NAME	DRAWN BY RS
		DATE February 14, 2020



C ACTIVITY LAWN (NORTH)

SECTION

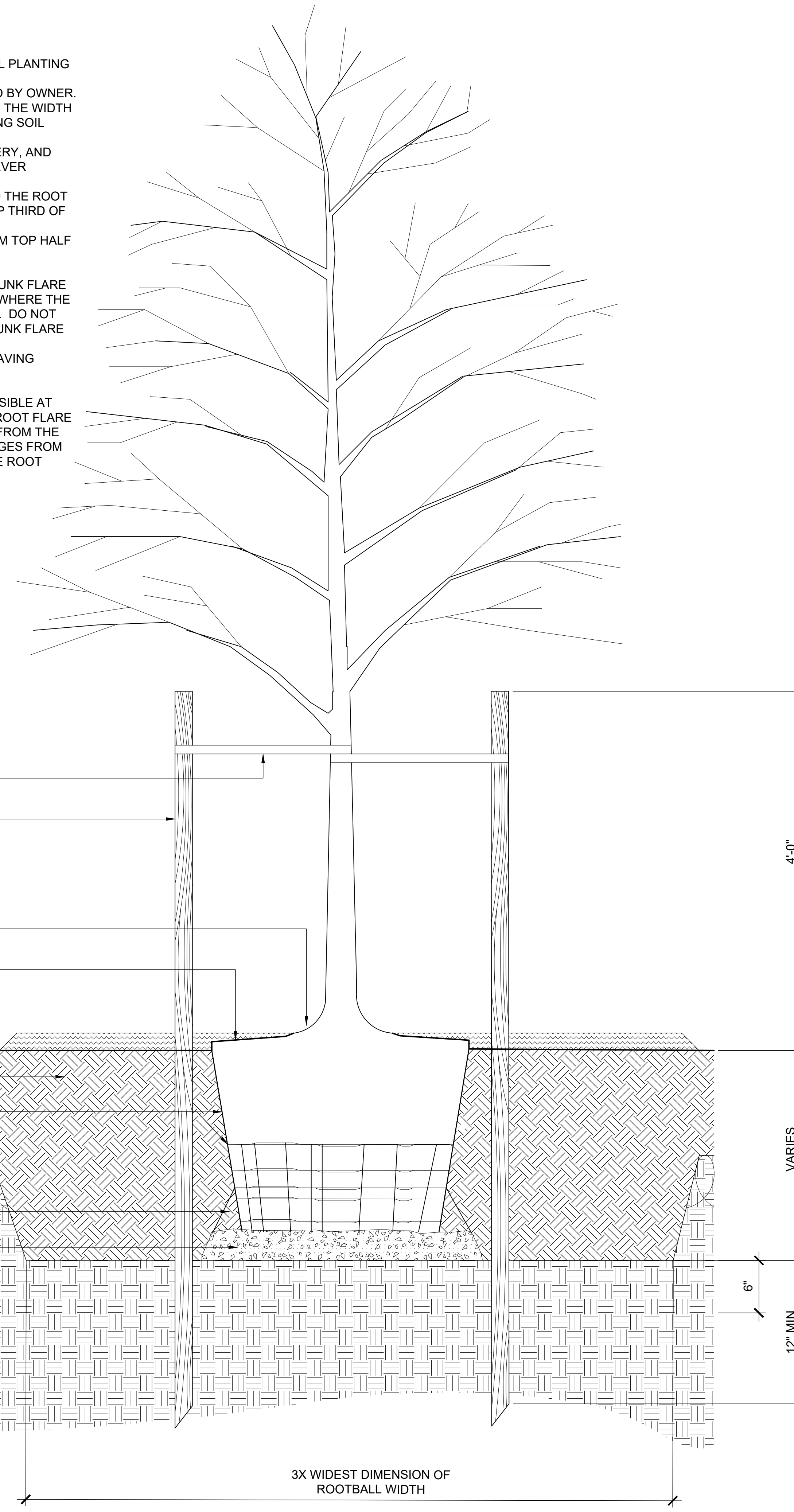


D PARKING LOT EDGE CONDITION (SOUTH)

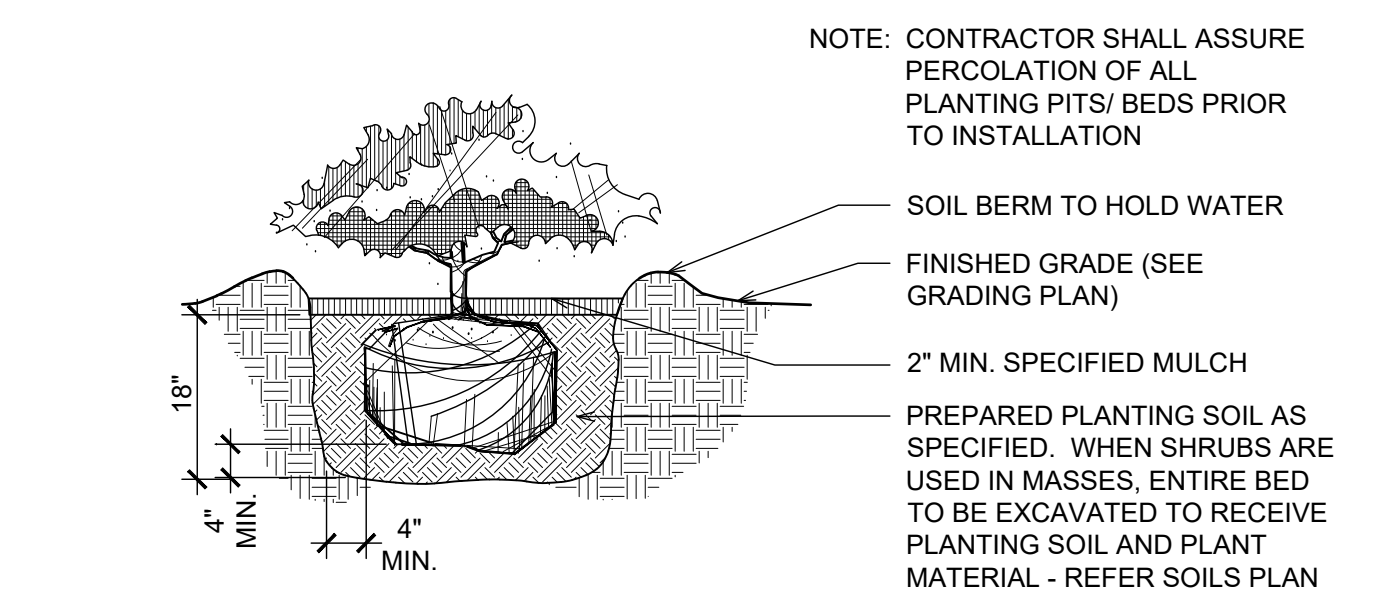
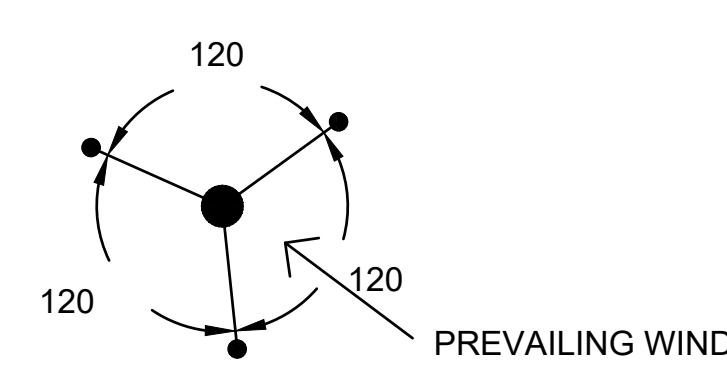
SECTION

NO.	DATE	DESCRIPTION
REVISIONS		
OSU PROJECT NUMBER		OSU-180636-1
OSU WMC Regional Amb Facilities - Dublin		
PREPARED BY THE OHIO STATE UNIVERSITY FACILITIES OPERATION AND DEVELOPMENT COLUMBUS, OHIO		
PREPARED BY DLR Group Westlake Reed Leskosky 1422 EUCLID AVENUE, SUITE 300 CLEVELAND, OHIO 44115		
Sections		SHEET NUMBER L5.02
OSU PROJ. NO. OSU-180636-1	FILE NAME	DRAWN BY RS
		DATE February 14, 2020

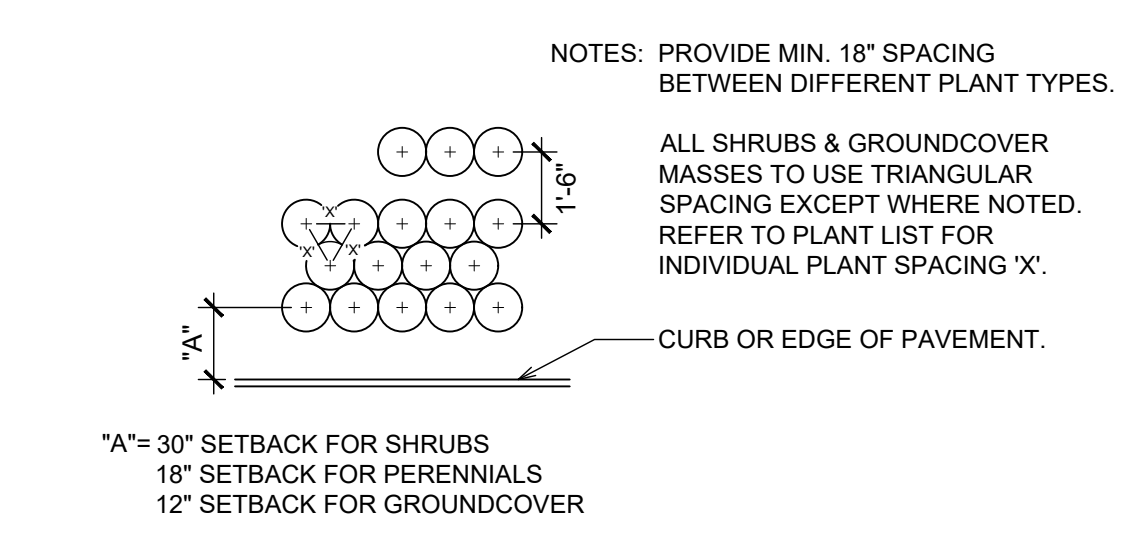
- NOTES:
1. CONTRACTOR SHALL ASSURE PERCOLATION OF ALL PLANTING PITS PRIOR TO INSTALLATION.
 2. FINAL TREE STAKING PLACEMENT TO BE APPROVED BY OWNER.
 3. PLANTING PIT TO BE EXCAVATED THREE TIMES (3x) THE WIDTH OF THE ROOT BALL AND BACKFILLED WITH PLANTING SOIL MIXTURE.
 4. MARK THE NORTH SIDE OF THE TREE IN THE NURSERY, AND ROTATE TREE TO FACE NORTH AT THE SITE WHENEVER POSSIBLE.
 5. IF PLANT IS SHIPPED WITH A WIRE BASKET AROUND THE ROOT BALL, CUT THE WIRE BASKET AND REMOVE THE TOP THIRD OF BASKET.
 6. REMOVE ALL TWINE, ROPE, WIRE AND BURLAP FROM TOP HALF OF ROOT BALL.
 7. SET TREE PLUMB IN PLANTING PIT.
 8. EACH TREE MUST BE PLANTED SUCH THAT THE TRUNK FLARE IS VISIBLE AT THE TOP OF THE ROOT BALL. TREES WHERE THE TRUNK FLARE IS NOT VISIBLE SHALL BE REJECTED. DO NOT COVER THE TOP OF THE ROOT BALL WITH SOIL. TRUNK FLARE SHALL BE NO MORE THAN 1"-2" ABOVE GRADE.
 9. SYNTHETIC BURLAP IS NOT ACCEPTABLE, TREES HAVING SYNTHETIC BURLAP WILL BE REJECTED.
 10. DO NOT DRIVE STAKES INTO TREE ROOT BALL.
 11. BEFORE PLANTING, VERIFY THAT ROOT FLARE IS VISIBLE AT TOP OF ROOT BALL ACCORDING TO ANSI Z60.1. IF ROOT FLARE IS NOT VISIBLE, REMOVE SOIL IN A LEVEL MANNER FROM THE ROOT BALL TO WHERE THE TOP-MOST ROOT EMERGES FROM THE TRUNK. AFTER SOIL REMOVAL TO EXPOSE THE ROOT FLARE, VERIFY THAT ROOT BALL STILL MEETS SIZE REQUIREMENTS.



STAKING PLAN



B SHRUB PLANTING
1'0" 1'1" 1'2" 1'4" TYPICAL SECTION



C PLANT SPACING
1'0" 1'2" 1'4" 1'8" TYPICAL SECTION

A TREE PLANTING AND STAKING (FOR TREES 2-1/2" CAL & LARGER)
1'0" 1'4" 1'8" 1'1'-4" TYPICAL SECTION

NO.	DATE	DESCRIPTION
REVISIONS		
OSU PROJECT NUMBER OSU-180636-1		
OSU WMC Regional Amb Facilities - Dublin		
PREPARED BY THE OHIO STATE UNIVERSITY FACILITIES OPERATION AND DEVELOPMENT COLUMBUS, OHIO		
PREPARED BY DLR Group Westlake Reed Leskosky 1422 EUCLID AVENUE, SUITE 300 CLEVELAND, OHIO 44115		
Planting Details		SHEET NUMBER L6.01
OSU PROJ. NO. OSU-180636-1	FILE NAME	DRAWN BY RS DATE February 14, 2020