

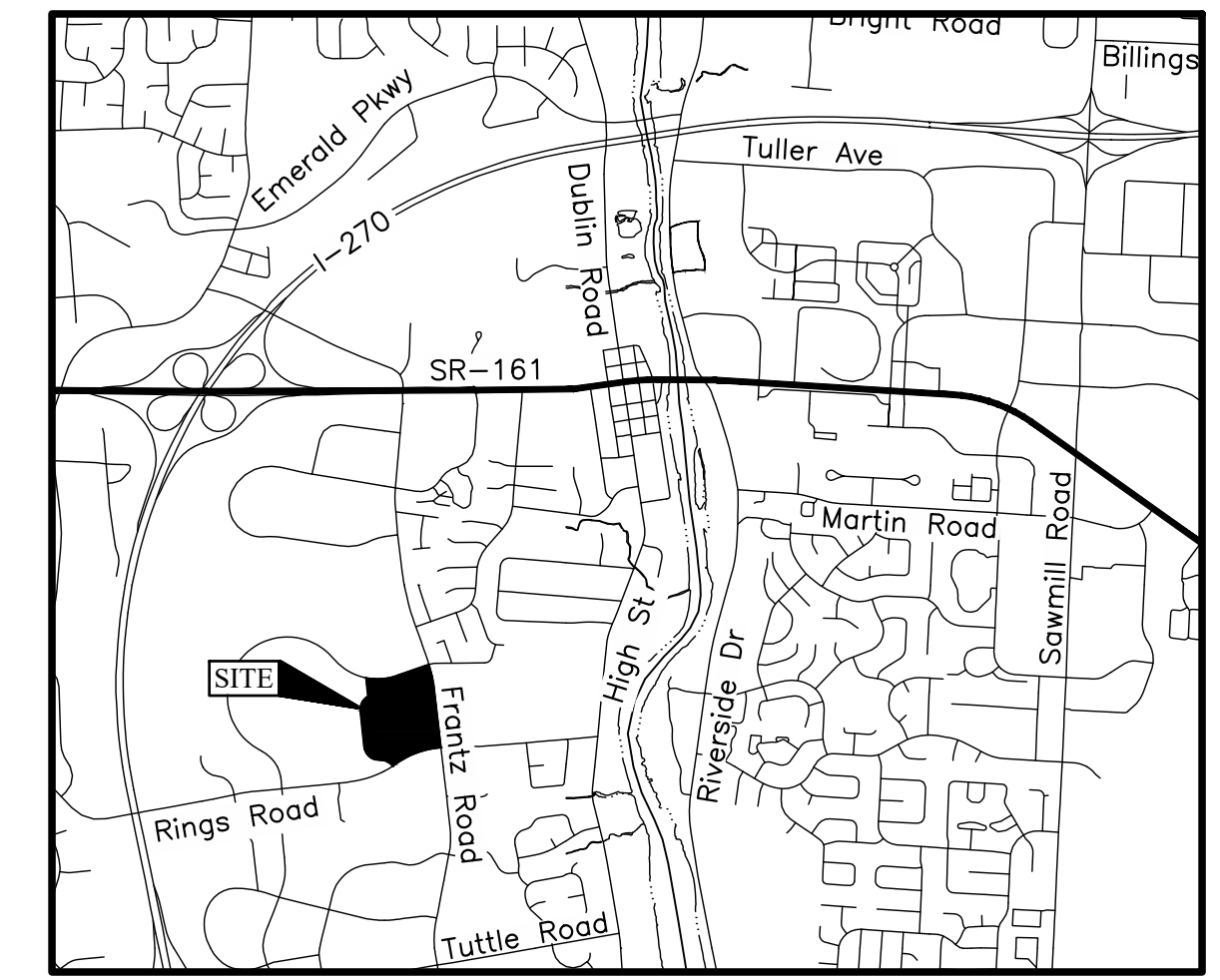
CITY OF DUBLIN, FRANKLIN COUNTY, OHIO

FINAL DEVELOPMENT PLAN

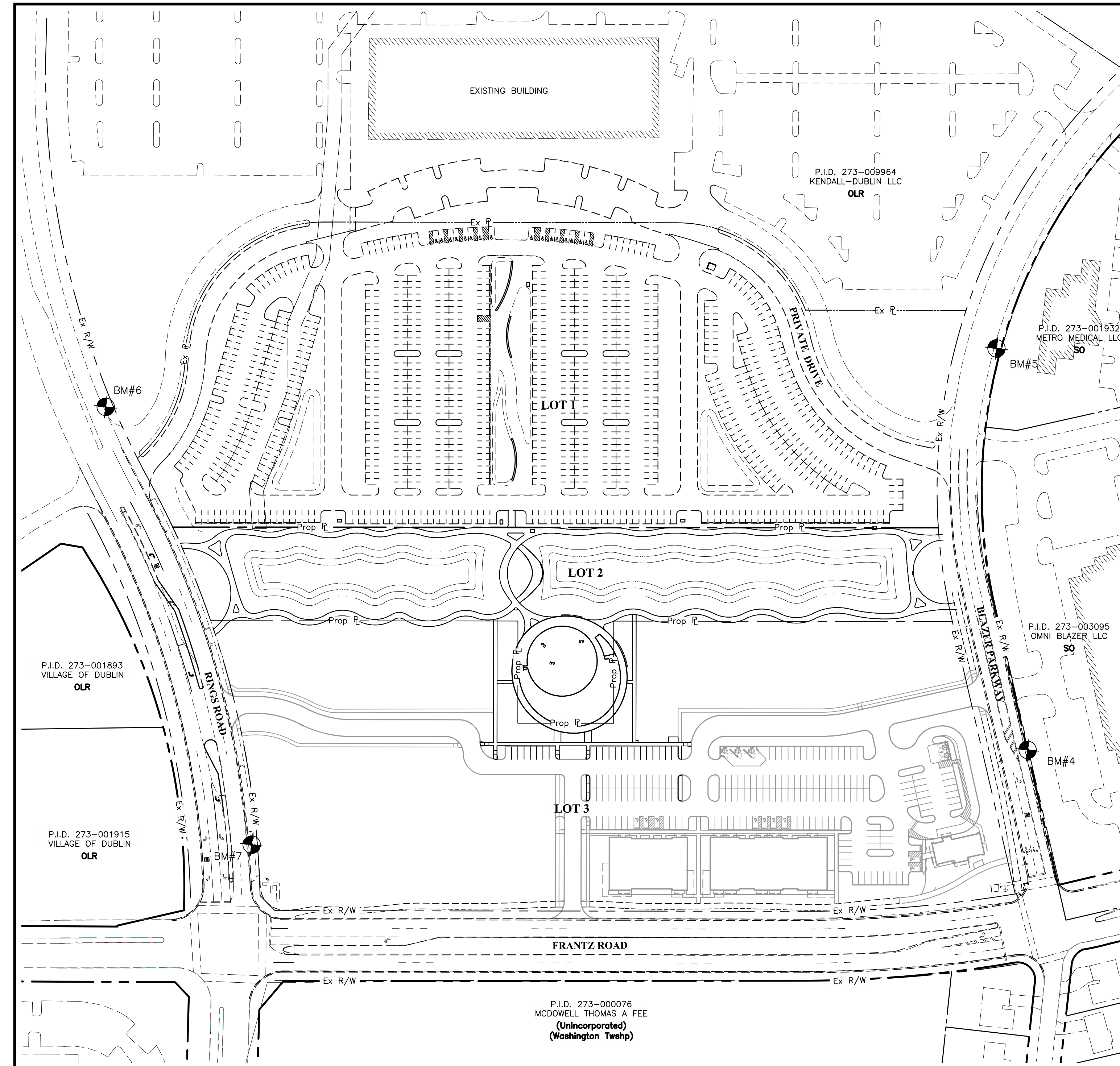

FOR

THE CORNERS - PARK AND PUBLIC INFRASTRUCTURE

2020



LOCATION MAP
Not to Scale



INDEX MAP
Scale: 1" = 100'

SHEET INDEX

Title Sheet	1
Existing Conditions & Demo Plan	2
Tree Survey	3
Regional Site Map	4
Site Plan	5
Utility Plan	6
Grading Plan	7
Subareas	8
Site Reference Plan	9
Overlook + Loop Layout Plan	10
Ponds Loops Layout Plans	11
Overlook + Loop Materials Plan	12
Tree Re-Placement Plan	13
Overlook + Loop Tree Planting Plan	14
Overlook + Loop Understory Planting Plan	15
Ponds Loops Planting Plans	16
Access Drives Planting Plans	17

BENCH MARKS
(NAVD 1988)

Source BM	Aluminum disk in the southeast wingwall of a culvert on Paul Blazer Parkway, 164 feet south of Rings Road, 52 feet east of the centerline of Paul Blazer Parkway.	Elev. = 880.171
BM#4	Chiseled "X" on the south flange bolt of a fire hydrant located on the north side of Blazer Parkway, being the first hydrant west of Frantz Road.	Elev. = 868.58
BM#5	Chiseled "X" on the south flange bolt of a fire hydrant located on the north side of Blazer Parkway, being the third hydrant west of Frantz Road.	Elev. = 872.06
BM#6	Chiseled "X" on the south flange bolt of a fire hydrant located on the north side of Rings Road, being the third hydrant west of Frantz Road.	Elev. = 872.31
BM#7	Chiseled "X" on the south flange bolt of a fire hydrant located on the north side of Rings Road, being the first hydrant west of Frantz Road.	Elev. = 866.58

OWNER

City of Dublin
5800 Shier Rings Rd
Dublin, OH 43204
Tel: (614) 410-4400

DEVELOPER

The Daimler Group
1533 Lake Shore Drive
Columbus, OH 43204
Tel: (614) 488-4424

SITE DATA

Zoned OLR: Office, Laboratory, & Research District, Frantz Road PUD
Total Site Area: ±23.70 Acres
P.I.D. : 273-010749-00
Lot 1 Area: ± 10.23 Acres
Lot 2 Area: ± 3.80 Acres
Lot 3 Area: ± 9.67 Acres

POD Design
100 Northwoods Blvd, Ste A
Columbus, Ohio 43235
P 614.255.3399
PODdesign.net

POD
ARCHITECTS

EMHT
ENGINEERS ARCHITECTS PLANNERS
5800 New Albany Road, Columbus, OH 43204
614.272.0200
emht.com

PREPARED FOR
DAIMLER
Development • Leasing • Construction • Sales

PROJECT NAME
The Corners - Park and Public Infrastructure
Frantz Road
Dublin, Ohio

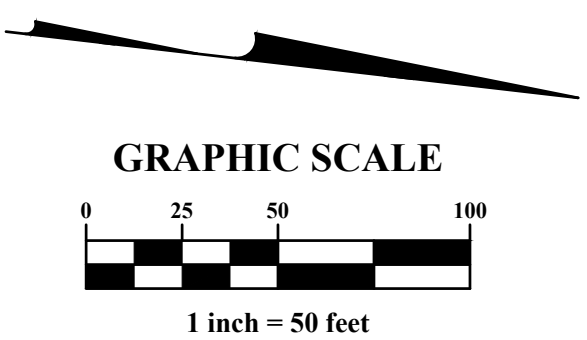
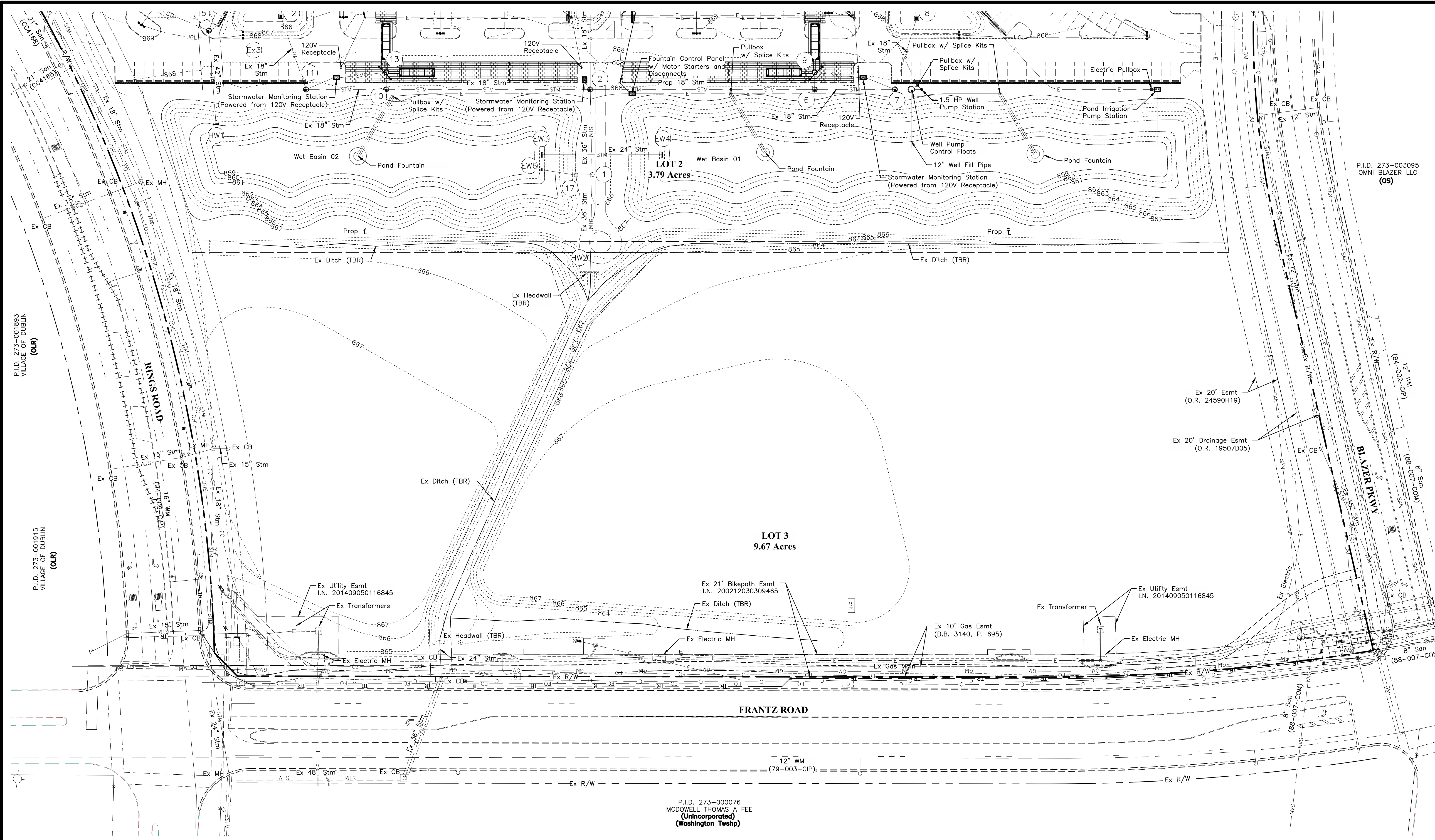
PROJECT INFO
 Project #: 20190873
By: NV/NF
Date: 05/21/2020

SHEET TITLE
Title Sheet

SHEET NUMBER
1 / 17

U:\20190873\Drawings\04\Sheets\Final Development\Plan\Park and Public Infrastructure\20190873-FDP-01-Title.dwg, Last Saved By: cfurnish, 5/21/2020 5:23 PM Last Printed By: Furnish, Austin, 5/21/2020 5:51 PM (No Xrefs)

\\20190873\DWG\04\Sheets\Final Development\Plan\Park and Public Infrastructure\20190873-FDP-02-EXConditions.dwg, Last Saved By: afurnish, 5/21/2020 5:27 PM, Last Printed By: afurnish, 5/21/2020 5:52 PM, No Xrefs



- LEGEND**
- WM — Water Main
 - DWS — Domestic Water Service
 - STM — Storm Sewer
 - SAN — Sanitary Sewer
 - EDB — Electric Duct Bank
 - CDB — Communication Duct Bank
 - GM — Gas Main
 - GS — Gas Service Line
 - UGL — Underground Lighting
 - Drainage Ditch
 - Storm Inlet
 - Fire Hydrant
 - Street Light
 - Communications Pedestal
 - Manhole
 - Water Valve
 - Transformer
 - Electrical Fixture
 - Traffic Sign
 - Existing Curb To Be Cut To 1" Height
 - Existing Curb To Be Removed
 - Existing Asphalt Path To Be Removed
- NOTE:**
Site is within Zone X, per Panel 39049C0153K

P.I.D. 273-000076
MCDOWELL THOMAS A FEE
(Unincorporated)
(Washington Twp)

P.I.D. 273-003095
OMNI BLAZER LLC
(OS)

P.I.D. 273-001893
VILLAGE OF DUBLIN
(OUR)

P.I.D. 273-001915
VILLAGE OF DUBLIN
(OUR)

GRAPHIC SCALE
0 25 50 100
1 inch = 50 feet

POD Design
100 Northwoods Blvd, Ste A
Columbus, Ohio 43235
P 614.255.3399
PODdesign.net



- DEAN -
ARCHITECTS

EMHT
EMHT GROUP
Engineers • Surveyors • Planners • Scientists
5000 New Albany Road, Columbus, OH 43228
Phone: 614.772.0000
emht.com

PREPARED FOR
Daimler Group
1533 Lake Shore Dr
100, Columbus, OH
43204

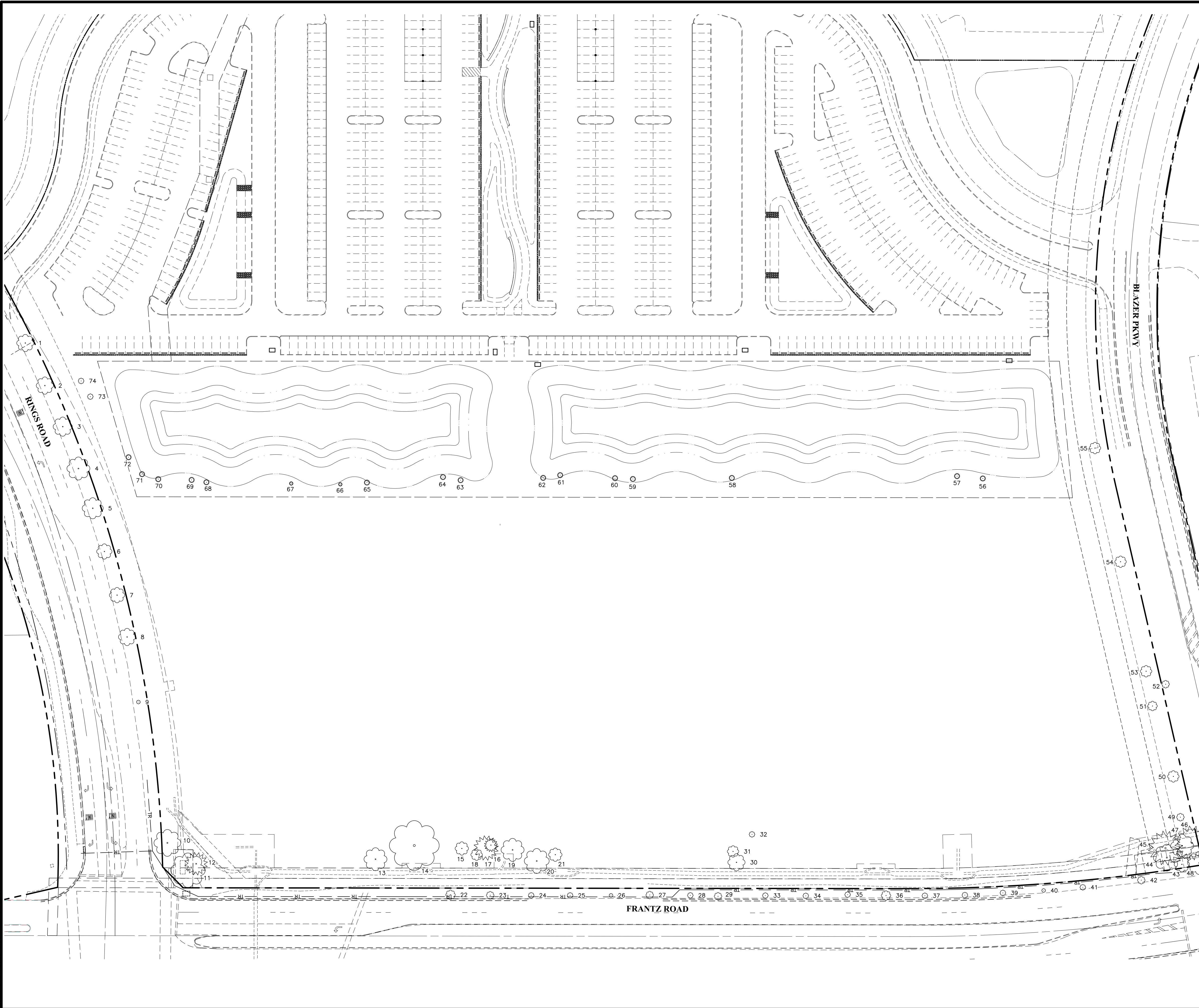
PROJECT NAME
The Corners - Park and Public Infrastructure
Frantz Road
Dublin, Ohio

PROJECT INFO
Project #: 20190873
By: NV/NF
Date: 05/21/2020

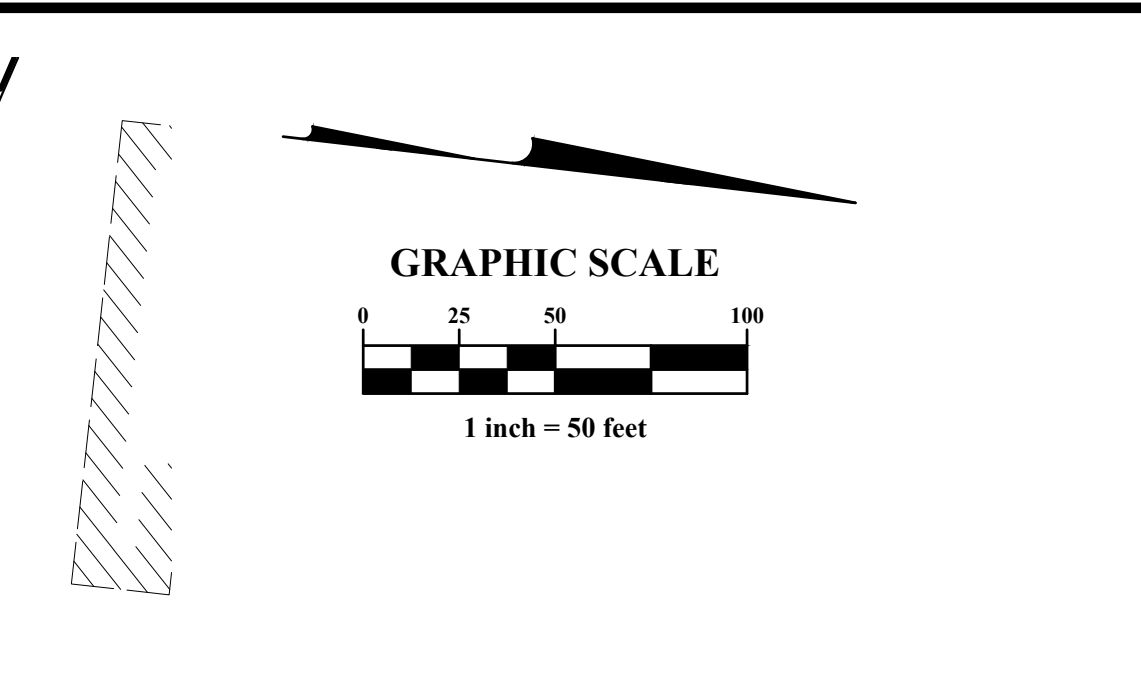
SHEET TITLE
Existing Conditions & Demo Plan

SHEET NUMBER
2/17

I:\20190873\Draw\04\Sheets\Final Development\Plan\Park and Public Infrastructure\20190873-FDP-03-Tree Survey.dwg - Last Saved By: aturnish, 5/21/2020 5:30 PM - Printed By: Furnish, 5/21/2020 5:33 PM (No Xrefs)



ID	Common Name	Scientific Name	Size (inches)	Trunks	Condition
1	Red Maple	<i>Acer rubrum</i>	9	1	Good
2	Red Maple	<i>Acer rubrum</i>	9	1	Good
3	Red Maple	<i>Acer rubrum</i>	10	1	Good
4	Red Maple	<i>Acer rubrum</i>	12	1	Good
5	Red Maple	<i>Acer rubrum</i>	11	1	Good
6	Red Maple	<i>Acer rubrum</i>	8	1	Good
7	Red Maple	<i>Acer rubrum</i>	8	1	Fair
8	Red Maple	<i>Acer rubrum</i>	9	1	Good
9	Japanese Pagodatre	<i>Sophora japonica</i>	2	1	Good
10	Ornamental Cherry	<i>Prunus spp.</i>	14	1	Good
11	Ornamental Cherry	<i>Prunus spp.</i>	18	1	Good
12	Scotch Pine	<i>Pinus sylvestris</i>	12	1	Poor
13	Sweetgum	<i>Liquidambar styracif</i>	12	1	Good
14	Weeping Willow	<i>Salix babylonica</i>	26	1	Good
15	Ornamental Cherry	<i>Prunus spp.</i>	7	1	Good
16	Scotch Pine	<i>Pinus sylvestris</i>	7	1	Poor
17	Scotch Pine	<i>Pinus sylvestris</i>	13	1	Poor
18	Ornamental Cherry	<i>Prunus spp.</i>	6	1	Fair
19	Sweetgum	<i>Liquidambar styracif</i>	12	1	Good
20	Sweetgum	<i>Liquidambar styracif</i>	13	1	Good
21	Ornamental Cherry	<i>Prunus spp.</i>	7	1	Good
22	Cherry Plum	<i>Prunus cerasifera</i>	5	1	Good
23	Cherry Plum	<i>Prunus cerasifera</i>	4	1	Good
24	Cherry Plum	<i>Prunus cerasifera</i>	3	1	Poor
25	Cherry Plum	<i>Prunus cerasifera</i>	3	1	Good
26	Cherry Plum	<i>Prunus cerasifera</i>	2	1	Good
27	Cherry Plum	<i>Prunus cerasifera</i>	4	1	Good
28	Cherry Plum	<i>Prunus cerasifera</i>	3	1	Good
29	Cherry Plum	<i>Prunus cerasifera</i>	4	1	Fair
30	Ornamental Cherry	<i>Prunus spp.</i>	9	1	Good
31	Ornamental Cherry	<i>Prunus spp.</i>	6	1	Good
32	Ornamental Cherry	<i>Prunus spp.</i>	3	1	Good
33	Cherry Plum	<i>Prunus cerasifera</i>	3	1	Good
34	Cherry Plum	<i>Prunus cerasifera</i>	3	1	Good
35	Cherry Plum	<i>Prunus cerasifera</i>	3	1	Good
36	Cherry Plum	<i>Prunus cerasifera</i>	5	1	Good
37	Cherry Plum	<i>Prunus cerasifera</i>	3	1	Good
38	Cherry Plum	<i>Prunus cerasifera</i>	3	1	Good
39	Cherry Plum	<i>Prunus cerasifera</i>	3	1	Good
40	Cherry Plum	<i>Prunus cerasifera</i>	2	1	Good
41	Cherry Plum	<i>Prunus cerasifera</i>	3	1	Good
42	Cherry Plum	<i>Prunus cerasifera</i>	4	1	Good
43	Ornamental Cherry	<i>Prunus spp.</i>	8	1	Good
44	Ornamental Cherry	<i>Prunus spp.</i>	14	1	Good
45	Scotch Pine	<i>Pinus sylvestris</i>	18	1	Good
46	Scotch Pine	<i>Pinus sylvestris</i>	18	1	Good
47	Ornamental Cherry	<i>Prunus spp.</i>	12	1	Good
48	Ornamental Cherry	<i>Prunus spp.</i>	12	1	Good
49	American Basswood	<i>Tilia americana</i>	4	1	Good
50	American Basswood	<i>Tilia americana</i>	6	1	Good
51	American Basswood	<i>Tilia americana</i>	5	1	Good
52	Ornamental Cherry	<i>Prunus spp.</i>	4,6	2	Fair
53	American Basswood	<i>Tilia americana</i>	6	1	Good
54	American Basswood	<i>Tilia americana</i>	6	1	Good
55	American Basswood	<i>Tilia americana</i>	6	1	Good
56	Balsam Fir	<i>Abies balsamea</i>	3	1	Good
57	Balsam Fir	<i>Abies balsamea</i>	3	1	Good
58	Blue Spruce	<i>Picea pungens</i>	3	1	Poor
59	Balsam Fir	<i>Abies balsamea</i>	3	1	Good
60	Balsam Fir	<i>Abies balsamea</i>	3	1	Good
61	Balsam Fir	<i>Abies balsamea</i>	3	1	Good
62	Balsam Fir	<i>Abies balsamea</i>	3	1	Good
63	Blue Spruce	<i>Picea pungens</i>	3	1	Fair
64	Blue Spruce	<i>Picea pungens</i>	3	1	Poor
65	Balsam Fir	<i>Abies balsamea</i>	3	1	Fair
66	Balsam Fir	<i>Abies balsamea</i>	2	1	Good
67	Balsam Fir	<i>Abies balsamea</i>	2	1	Good
68	Balsam Fir	<i>Abies balsamea</i>	3	1	Good
69	Balsam Fir	<i>Abies balsamea</i>	3	1	Fair
70	Balsam Fir	<i>Abies balsamea</i>	3	1	Good
71	Balsam Fir	<i>Abies balsamea</i>	3	1	Good
72	Balsam Fir	<i>Abies balsamea</i>	3	1	Good
73	Kentucky Coffee Tree	<i>Gymnocladus dioica</i>	3	1	Good
74	Kentucky Coffee Tree	<i>Gymnocladus dioica</i>	3	1	Good



PROJECT NAME
 The Corners - Park and Public Infrastructure
 Frantz Road
 Dublin, Ohio

PROJECT INFO
 Project #: 20190873
 By: NV/NF
 Date: 05/21/2020

SHEET TITLE
 Tree Survey

SHEET NUMBER
 3 / 17

PREPARED FOR

 Daimler Group
 1533 Lake Shore Dr
 #100, Columbus, OH
 43204

TEAM

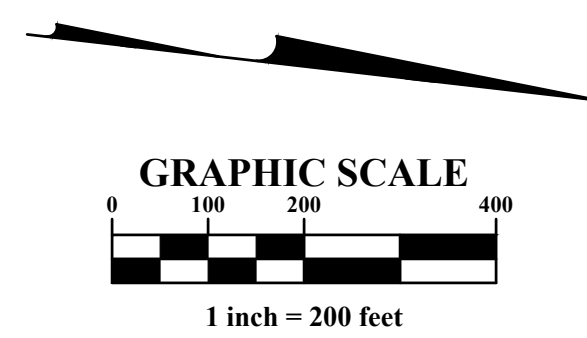
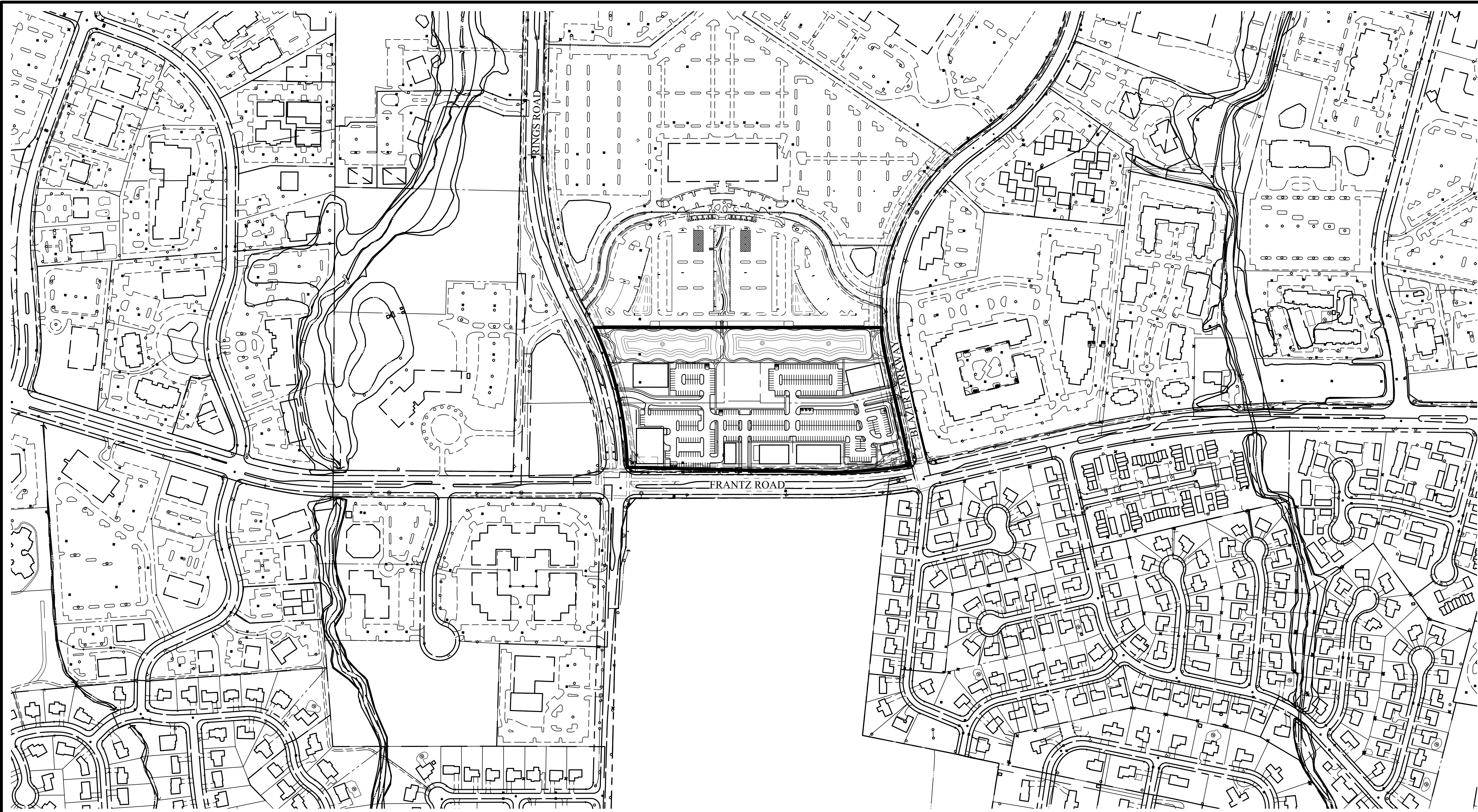
 EMHT
 5000 New Albany Road, Columbus, OH 43221
 (614) 291-7200
 emht.com

ARCHITECTS

 DEANN-ARCHITECTS

POD Design
 100 Northwoods Blvd, Ste A
 Columbus, Ohio 43235
 p 614.255.3399
 PODdesign.net

U:\20190873\DWG\04\Sheets\Final Development Plan\Park and Public Infrastructure\20190873-FDP-04-Regional Site Map.dwg, Last Saved By: afurnish, 5/21/2020 5:42 PM, Last Printed By: afurnish, 5/21/2020 5:55 PM, No. Xrefs



PROJECT NAME
The Corners - Park and Public Infrastructure
Frantz Road
Dublin, Ohio

PROJECT INFO
Project #: 20190873
By: NV/NF
Date: 05/21/2020

SHEET TITLE
Regional Site Map

SHEET NUMBER
4 / 17


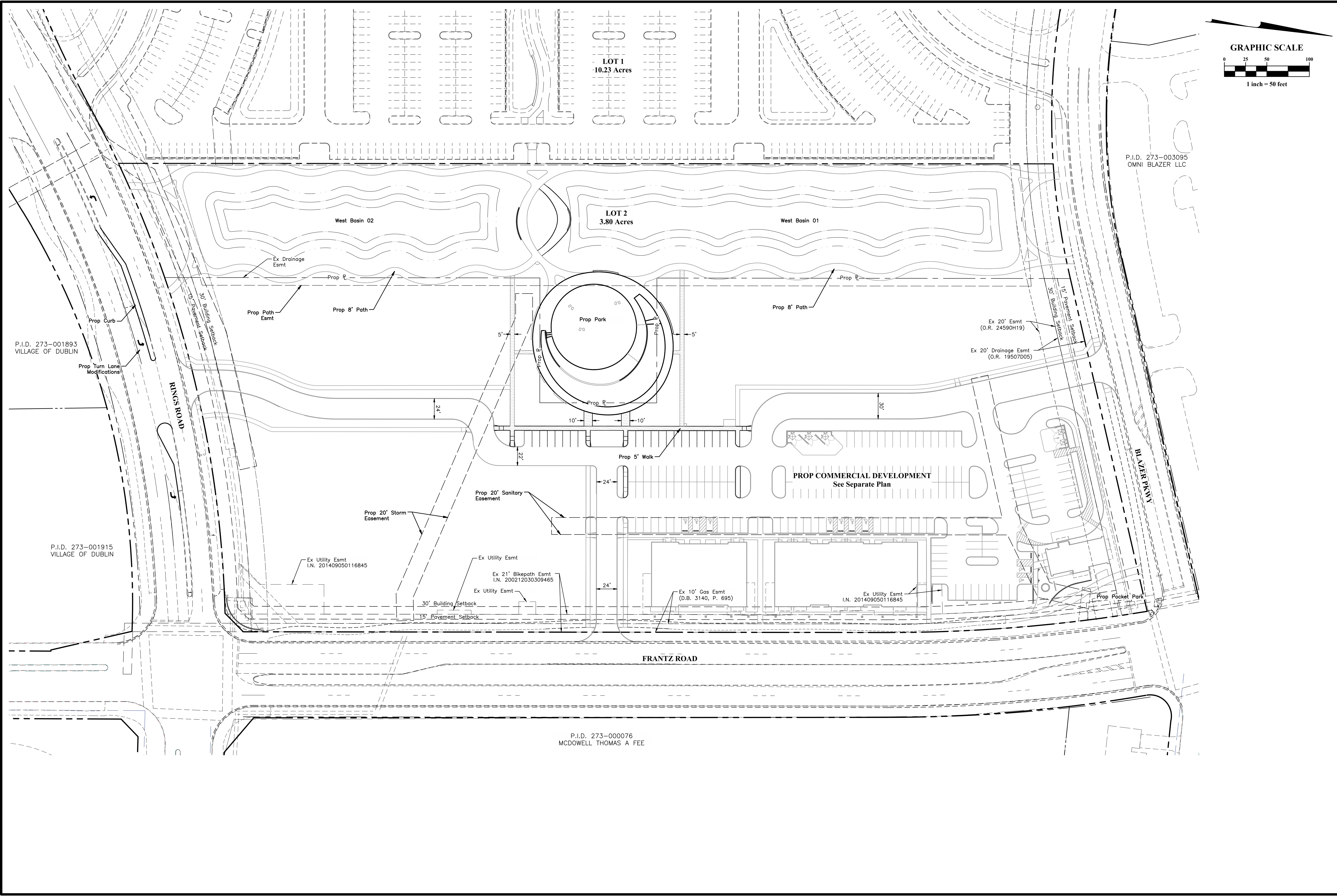
PREPARED FOR
DAIMLER
Development • Leasing • Construction • Sales
Daimler Group
1533 Lake Shore Dr
100, Columbus, OH
43204

TEAM
EMHT
EMHT ENGINEERS ARCHITECTS INC.
Engineers • Architects • Planners • Scientists
500 New Albany Road, Columbus, OH 43204
Phone: 614.277.0000
emht.com

- DEAN -
ARCHITECTS

POD
POD Design
100 Northwoods Blvd, Ste A
Columbus, Ohio 43235
p 614.255.3399
poddesign.net

U:\20190873\Drawings\04Sheets\Final Development\Plan\Park and Public Infrastructure\20190873-FDP-03-Site.dwg - Last Saved By: cfurnish, 5/21/2020 5:29 PM Last Printed By: Furnish, Austin, 5/21/2020 5:57 PM (No Xrefs)



POD Design
100 Northwoods Blvd, Ste A
Columbus, Ohio 43235
p 614.255.3399
PODdesign.net



-BEAN-
ARCHITECTS

EMHT
EMHT ENGINEERS ARCHITECTS INC.
Engineers • Surveyors • Planners • Scientists
5000 New Albany Road, Columbus, OH 43206
614.277.0200
emht.com

PREPARED FOR
Daimler Group
1533 Lake Shore Dr
100, Columbus, OH
43204

PROJECT NAME
The Corners - Park and Public Infrastructure
Frantz Road
Dublin, Ohio

PROJECT INFO
Project #: 20190873
By: NV/NF
Date: 05/21/2020

SHEET TITLE
Site Plan

SHEET NUMBER
5/17

P.I.D. 273-001893
VILLAGE OF DUBLIN

P.I.D. 273-001915
VILLAGE OF DUBLIN

LOT 1
10.23 Acres

LOT 2
3.80 Acres

P.I.D. 273-003095
OMNI BLAZER LLC

P.I.D. 273-000076
MCDOWELL THOMAS A FEE

PROP COMMERCIAL DEVELOPMENT
See Separate Plan

KINGS ROAD

FRANTZ ROAD

BLAZER PKWY

West Basin 02

West Basin 01

Prop Park

Prop Pocket Park

Prop Path Esmt

Prop 8' Path

Prop 8' Path

Ex 20' Esmt
(O.R. 24590H19)

Ex 20' Drainage Esmt
(O.R. 19507D05)

Prop 5' Walk

Prop 20' Storm
Easement

Prop 20' Sanitary
Easement

Ex Utility Esmt
I.N. 201409050116845

Ex Utility Esmt

Ex 21' Bikepath Esmt
I.N. 200212030309465

Ex Utility Esmt

Ex 10' Gas Esmt
(D.B. 3140, P. 695)

Ex Utility Esmt
I.N. 201409050116845

15' Pavement Setback
30' Building Setback

15' Pavement Setback
30' Building Setback

30' Building Setback
15' Pavement Setback

Prop Curb

Prop Turn Lane
Modifications

Ex Drainage
Esmt

5'

5'

24'

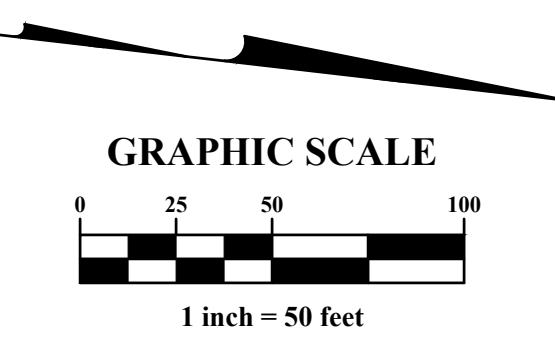
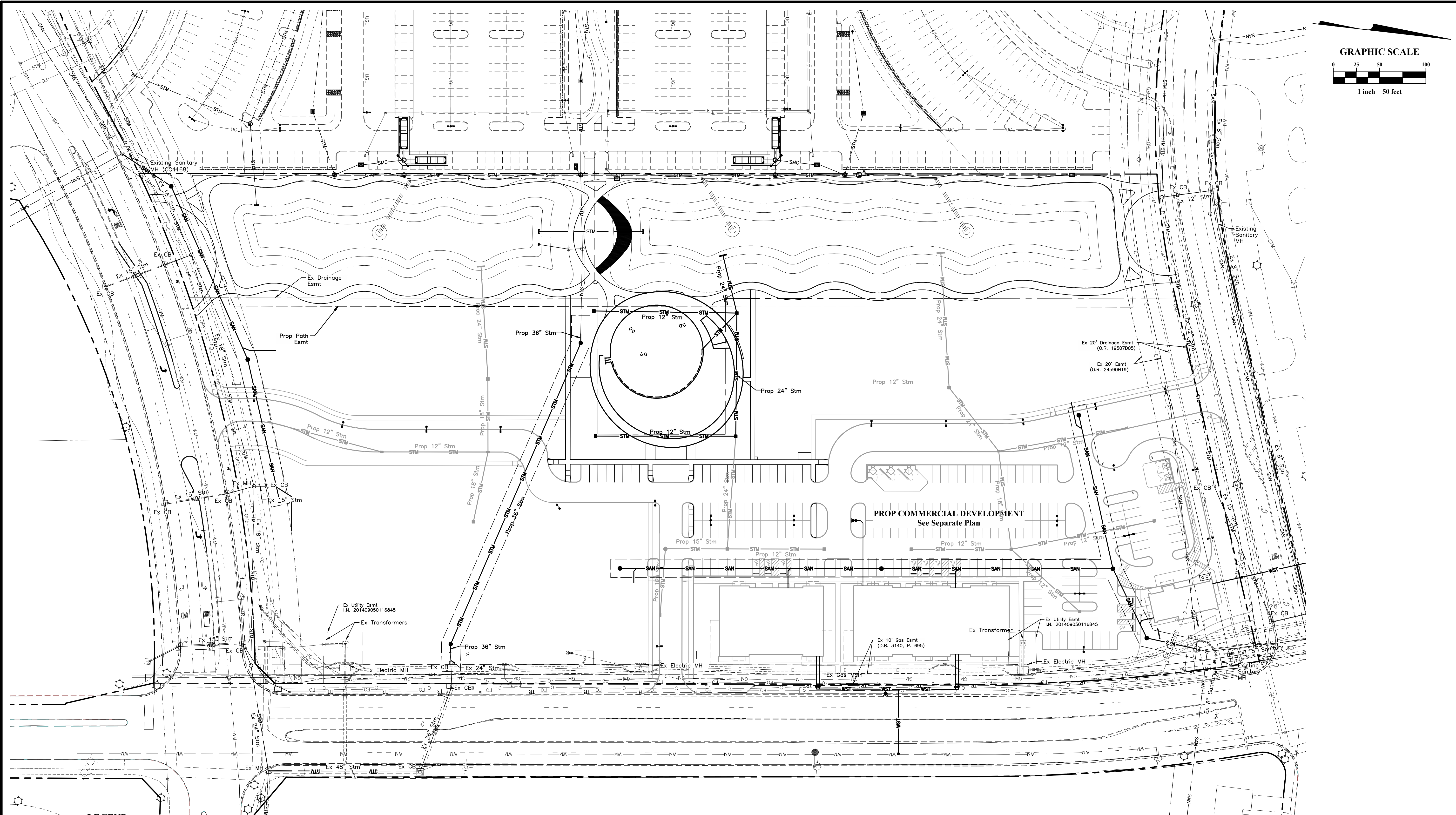
22'

24'

24'

30'

U:\20190873\DWG\04\Sheets\Final Development\Plan\Park and Public Infrastructure\20190873-FDP-04-Utility.dwg, Last Saved By: cfurnish, 5/21/2020, 3:00 PM Last Printed By: Furnish, Austin, 5/21/2020, 5:53 PM (No Xrefs)



LEGEND
Existing

- | | | | | | |
|-----|-------------------------|---|-------------------------|---|--------------------|
| WM | Water Main | □ | Storm Inlet | ○ | Manhole |
| DWS | Domestic Water Service | ⊕ | Fire Hydrant | ⊙ | Water Valve |
| STM | Storm Sewer | ○ | Street Light | □ | Transformer |
| SAN | Sanitary Sewer | □ | Communications Pedestal | □ | Electrical Fixture |
| EDB | Electric Duct Bank | | | ⚡ | Traffic Sign |
| CDB | Communication Duct Bank | | | | |
| GM | Gas Main | | | | |
| GS | Gas Service Line | | | | |
| UCL | Underground Lighting | | | | |

LEGEND
Proposed

- | | | | |
|-----|--------------------------|---|-----------------|
| WM | Water Main | ● | Clean Out |
| DWS | Domestic Water Service | ■ | Storm Inlet |
| STM | Storm Sewer | ● | Manhole |
| SAN | Sanitary Sewer | — | Headwall |
| SAS | Sanitary Sewer Service | ■ | YD = Area Drain |
| EDB | Electric Duct Bank | ⊙ | Water Valve |
| CDB | Communications Duct Bank | ■ | Site Light |
| GM | Gas Main | | |
| — | Grade Break | | |

POD Design
100 Northwoods Blvd, Ste A
Columbus, Ohio 43235
p 614.255.3399
PODdesign.net



-BEAN-
ARCHITECTS

EMHT
ENGINEERS
5000 New Albany Road, Columbus, OH 43221
614.277.0200
emht.com

PREPARED FOR
DAIMLER
Development • Leasing • Construction • Sales

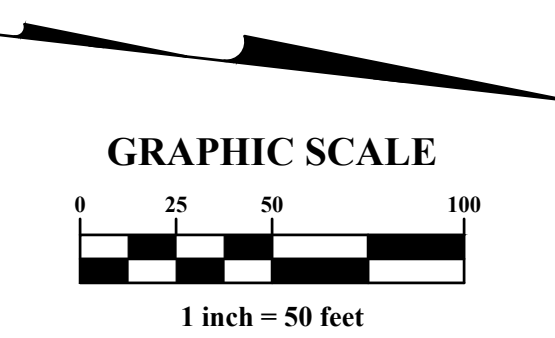
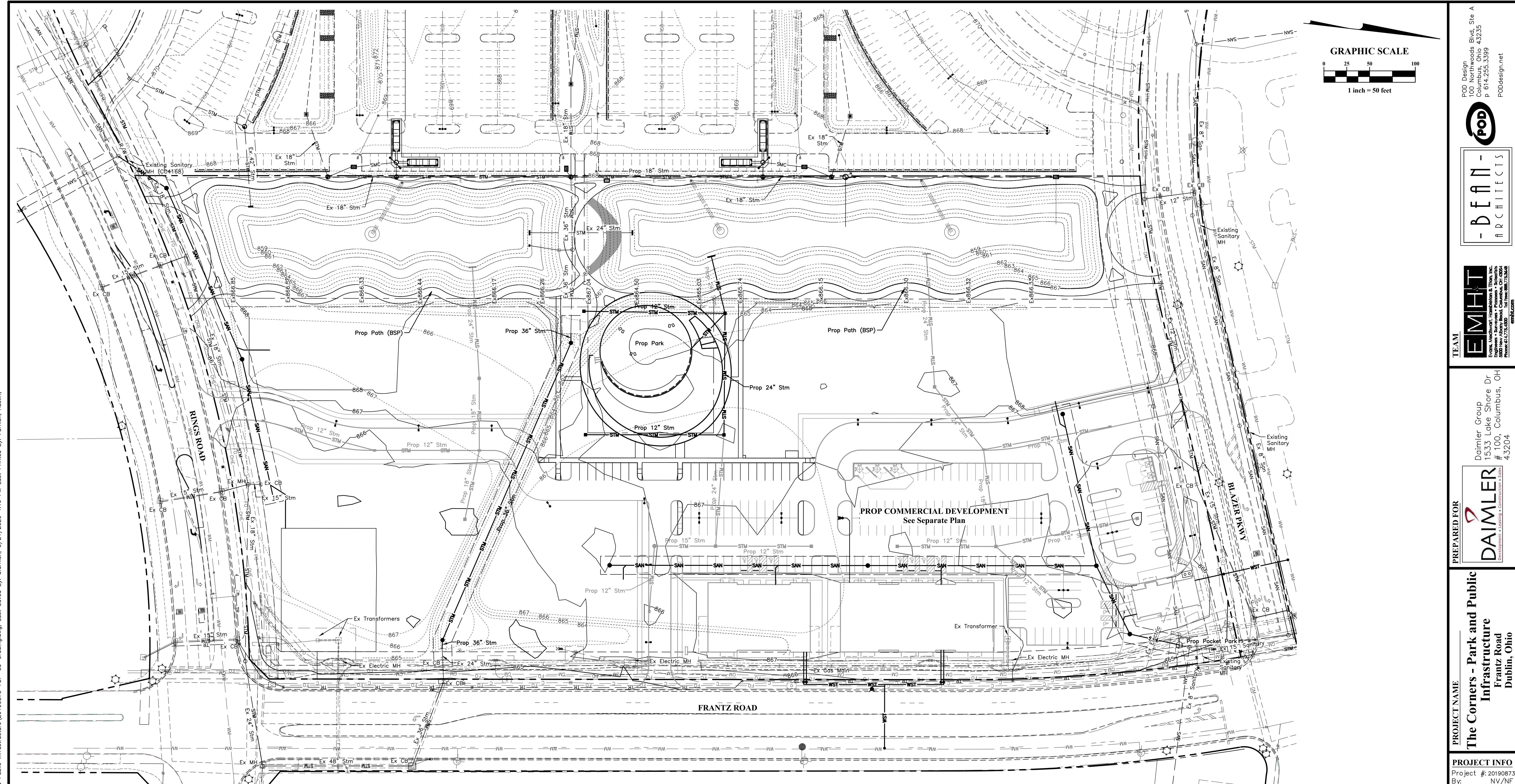
Daimler Group
1533 Lake Shore Dr
100, Columbus, OH
43204

PROJECT NAME
The Corners - Park and Public Infrastructure
Frantz Road
Dublin, Ohio

PROJECT INFO
Project #: 20190873
By: NV/NF
Date: 09/03/2019

SHEET TITLE
Utility Plan

SHEET NUMBER
6/17



LEGEND Existing

- WM — Water Main
- DWS — Domestic Water Service
- STM — Storm Sewer
- SAN — Sanitary Sewer
- EDB — Electric Duct Bank
- CDB — Communication Duct Bank
- GM — Gas Main
- GS — Gas Service Line
- UOL — Underground Lighting
- Storm Inlet
- ⊕ Fire Hydrant
- Street Light
- Communications Pedestal
- Electrical Fixture
- Traffic Sign
- Manhole
- Water Valve
- Transformer
- Electrical Fixture

LEGEND Proposed

- WM — Water Main
- DWS — Domestic Water Service
- STM — Storm Sewer
- SAN — Sanitary Sewer
- SAS — Sanitary Sewer Service
- EDB — Electric Duct Bank
- CDB — Communications Duct Bank
- GM — Gas Main
- Clean Out
- Storm Inlet
- Manhole
- Headwall
- YD = Area Drain
- Water Valve
- Site Light

POD Design
100 Northwoods Blvd, Ste A
Columbus, Ohio 43235
p 614.255.3399
PODdesign.net



- DEAN -
ARCHITECTS

EMHT
ENGINEERS ARCHITECTS
5800 New Albany Road, Columbus, OH 43220
EMHT.com

DAIMLER
Daimler Group
1533 Lake Shore Dr
100, Columbus, OH
43204

DAIMLER
Development • Leasing • Construction • Sales

PROJECT NAME
The Corners - Park and Public Infrastructure
Frantz Road
Dublin, Ohio

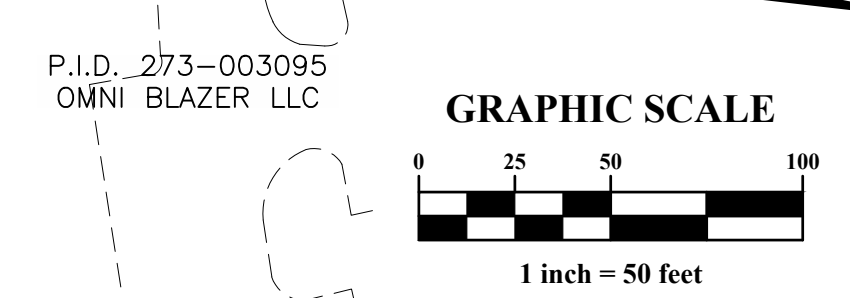
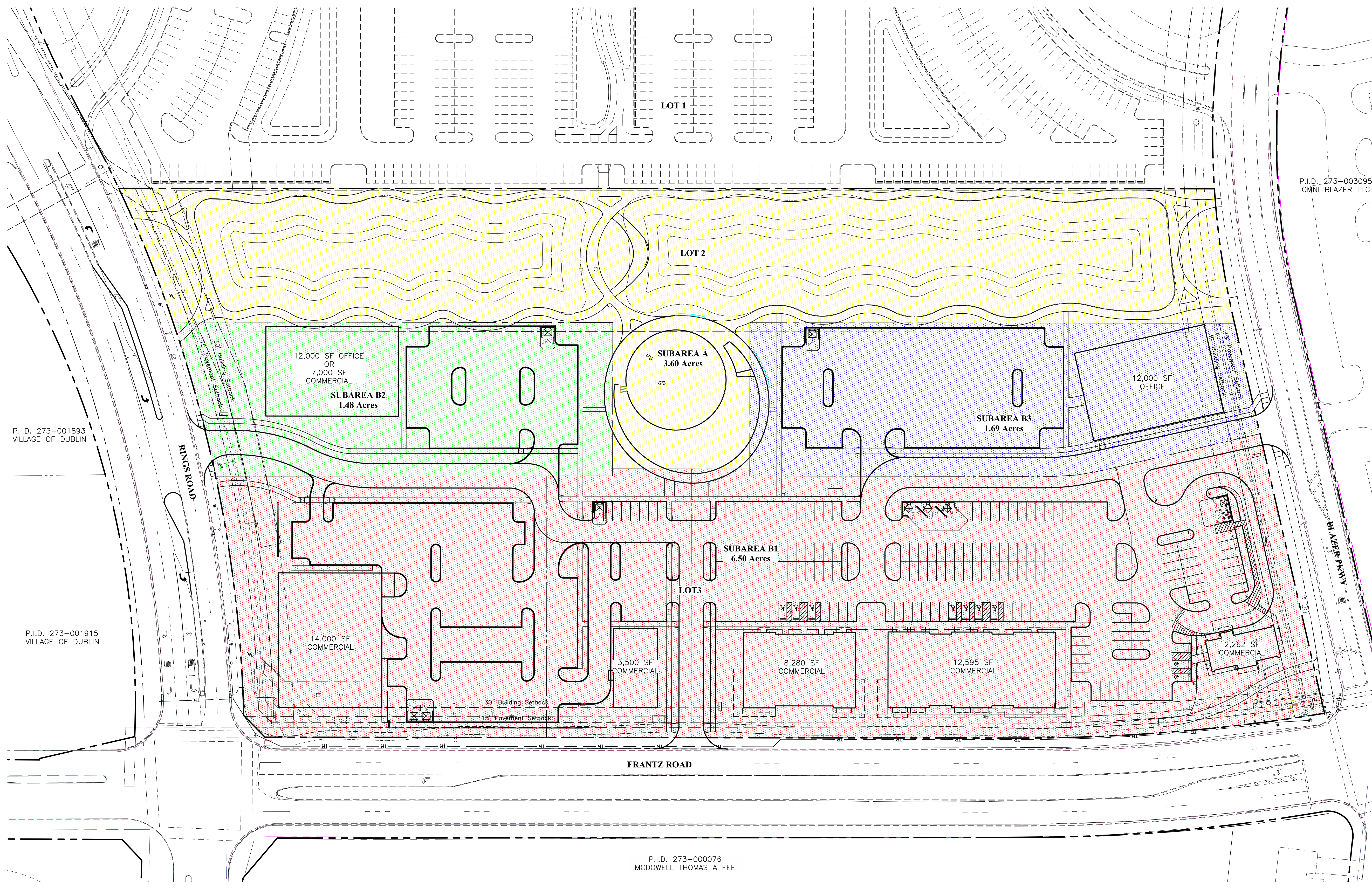
PROJECT INFO
Project #: 20190873
By: NV/NF
Date: 05/21/2020

SHEET TITLE
Grading Plan

SHEET NUMBER
7/17

I:\20190873\DWG\04\Sheets\Final Development\Plan\Park and Public Infrastructure\20190873-FDP-05-Grading.dwg, Last Saved By: dtumish, 5/21/2020 4:19 PM, Last Printed By: Furnish, Austin, 5/21/2020 5:53 PM (No Xrefs)

J:\20190873\Drawings\4Sheets\Final Infrastructure\20190873-FDP-08-Subareas.dwg, Last Saved By: afurnish, 5/21/2020 5:46 PM Last Printed By: Furnish, 5/21/2020 5:59 PM (No Xrefs)



LEGEND

	Subarea A 3.80 Acres
	Subarea B1 6.50 Acres
	Subarea B2 1.48 Acres
	Subarea B3 1.69 Acres

PROJECT NAME
The Corners - Park and Public Infrastructure
Frantz Road
Dublin, Ohio

PROJECT INFO
Project #: 20190873
By: NV/NF
Date: 05/21/2020

SHEET TITLE
Subareas

SHEET NUMBER
8 / 17

PREPARED FOR
Daimler Group
1533 Lake Shore Dr
100, Columbus, OH
43204

TEAM
EMIT
EMIT Inc.
Engineers - Surveyors - Planners - Scientists
P.O. Box 14776, Dublin, OH 43016-0776
614.255.7500
emit.com

POD
POD Design
100 Northwoods Blvd, Ste A
Columbus, Ohio 43235
P 614.255.3399
PODdesign.net

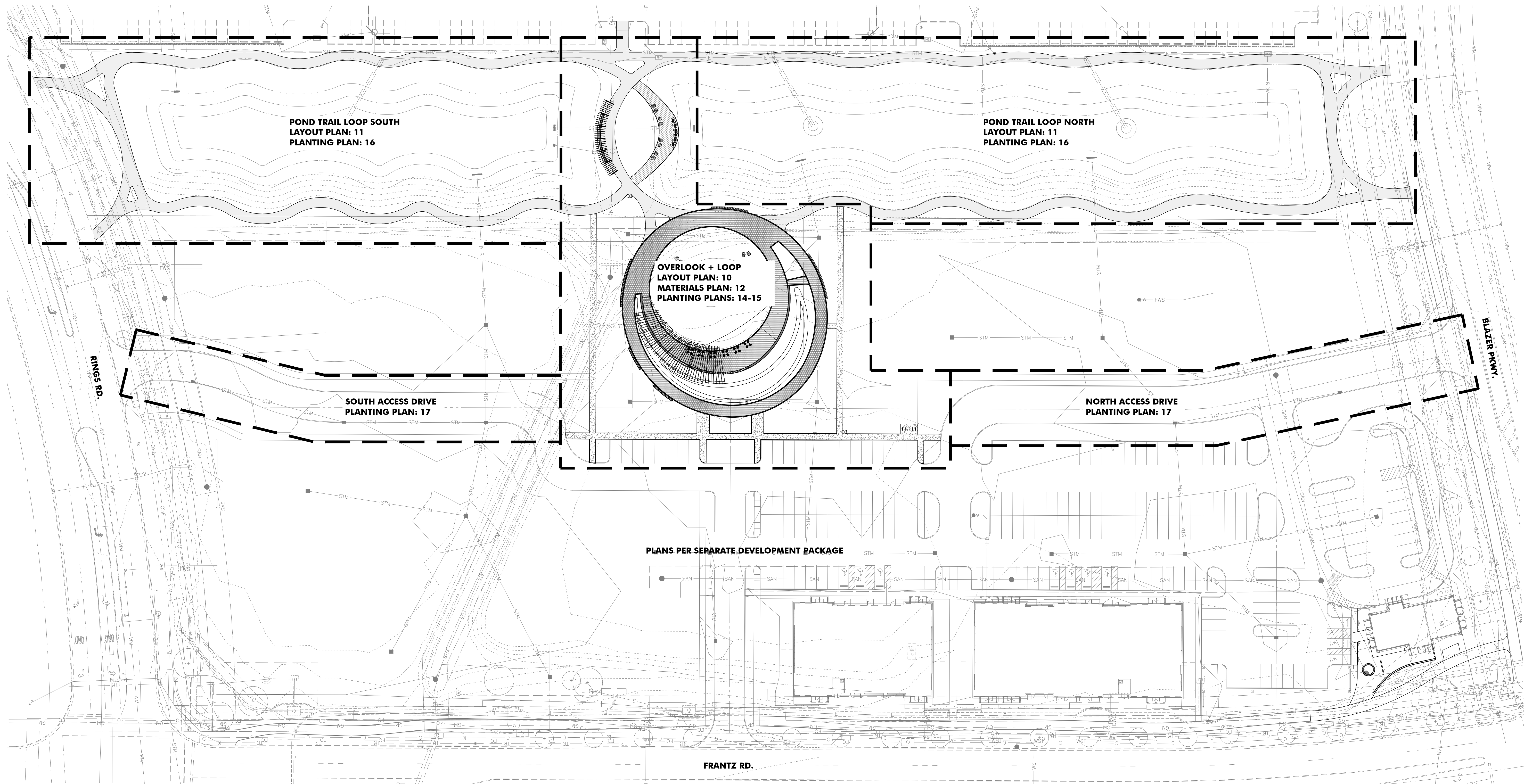
ARCHITECTS
- BEAN -
ARCHITECTS

P.I.D. 273-001893
VILLAGE OF DUBLIN

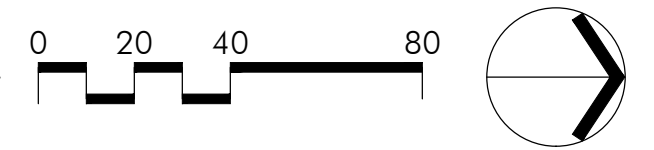
P.I.D. 273-001915
VILLAGE OF DUBLIN

P.I.D. 273-000076
MCDOWELL THOMAS A FEE


P.I.D. 273-003095
OMNI BLAZER LLC



Site Reference Plan
SCALE: 1" = 40'-0"



-BEAN-
ARCHITECTS



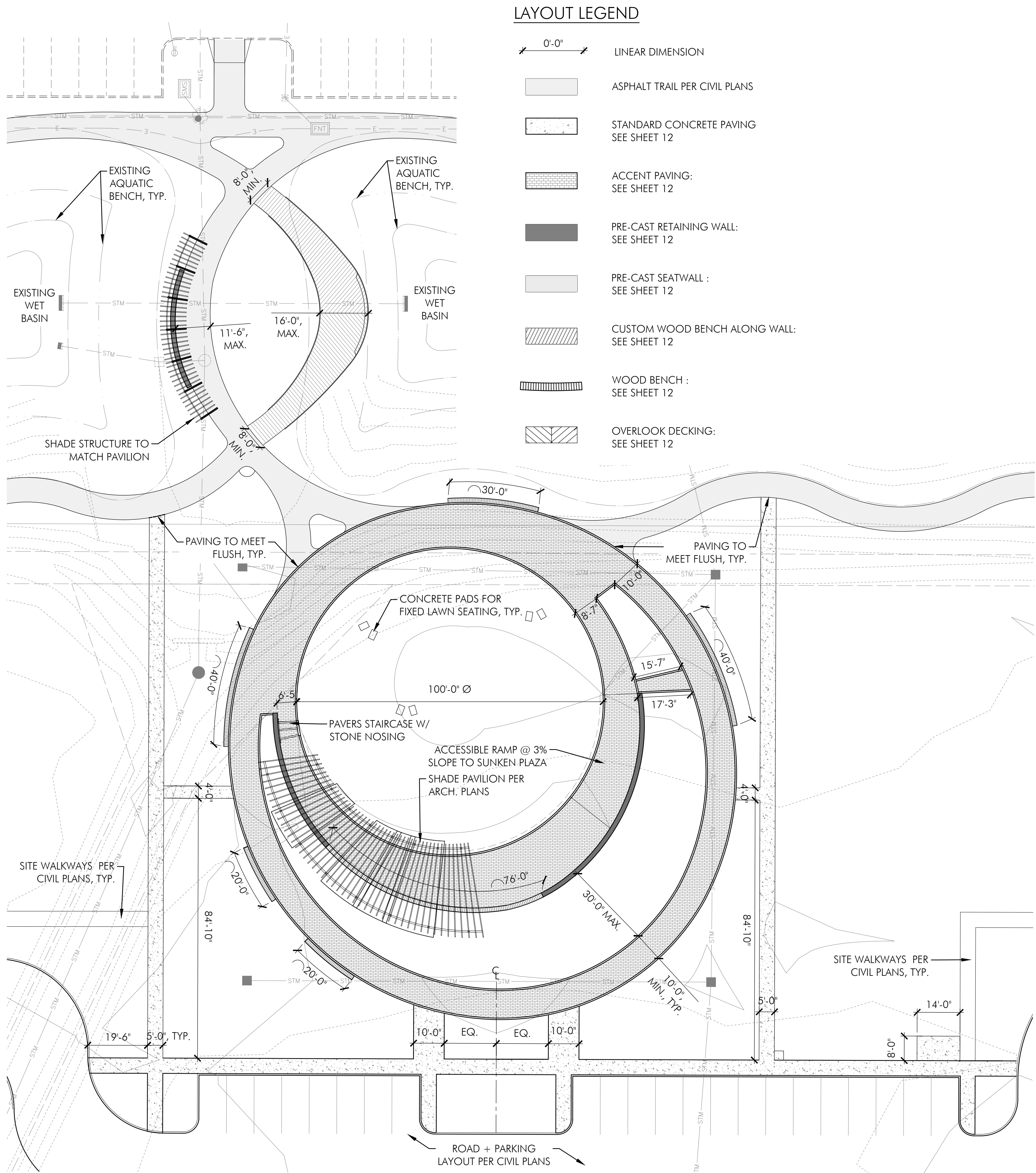
PREPARED FOR
DAIMLER
Development • Leasing • Construction • Sales
Daimler Group
1533 Lake Shore Dr # 100,
Columbus, OH 43204

PROJECT NAME
The Corners - Park and Public Infrastructure
Frantz Road
Dublin, Ohio

PROJECT INFO
Project #: 20190873
By: SK/JW/AC
Date: 05/21/2020

SHEET TITLE
Site Reference Plan

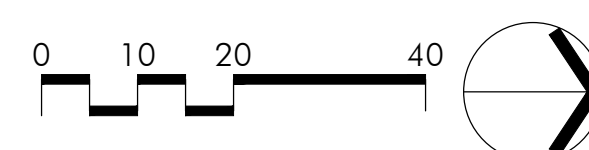
SHEET NUMBER
9/17



LAYOUT LEGEND

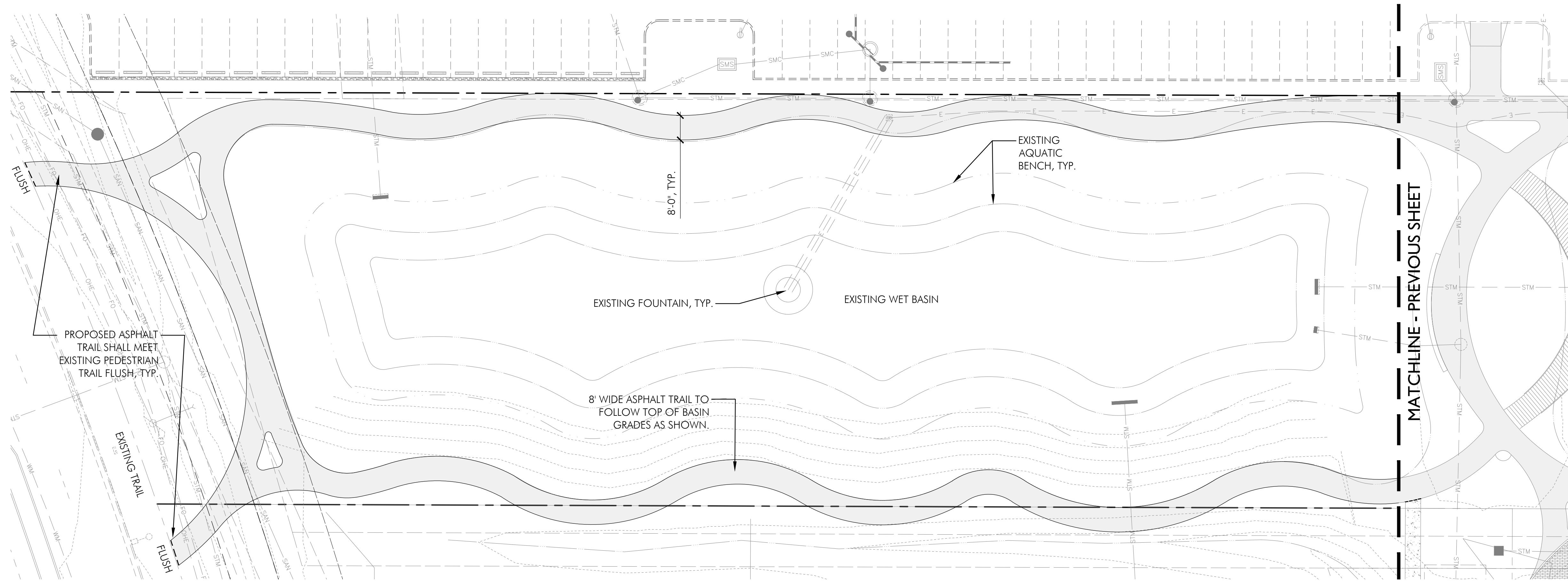
- 0'-0" LINEAR DIMENSION
- ASPHALT TRAIL PER CIVIL PLANS
- STANDARD CONCRETE PAVING SEE SHEET 12
- ACCENT PAVING: SEE SHEET 12
- PRE-CAST RETAINING WALL: SEE SHEET 12
- PRE-CAST SEATWALL : SEE SHEET 12
- CUSTOM WOOD BENCH ALONG WALL: SEE SHEET 12
- WOOD BENCH : SEE SHEET 12
- OVERLOOK DECKING: SEE SHEET 12

Overlook + Loop Layout Plan
SCALE: 1" = 20'-0"



CONCEPTUAL IMAGES
IMAGES SHOWN FOR DESIGN INTENT ONLY : NOT TO SCALE





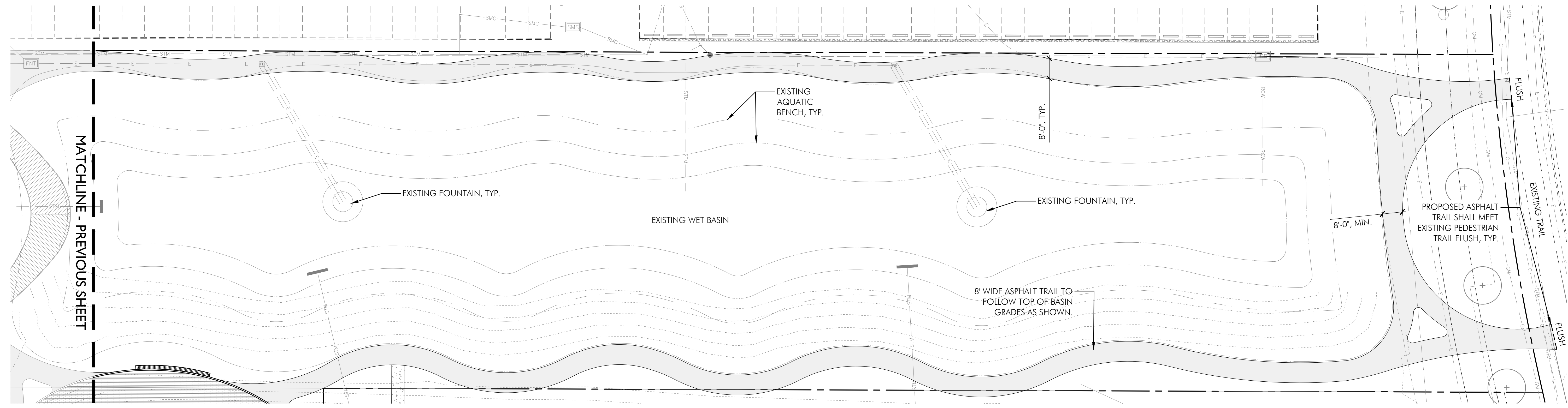
Pond Loop South Layout Plan
SCALE: 1" = 20'-0"




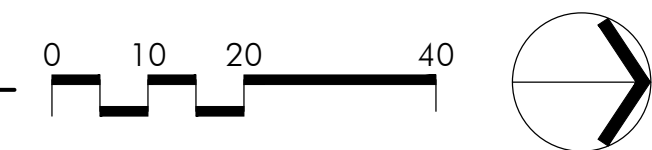
LAYOUT LEGEND

0'-0" LINEAR DIMENSION

ASPHALT TRAIL PER CIVIL PLANS



Pond Loop North Layout Plan
SCALE: 1" = 20'-0"



TEAM
Damier Group
1533 Lake Shore Dr. # 100,
Columbus, OH 43204

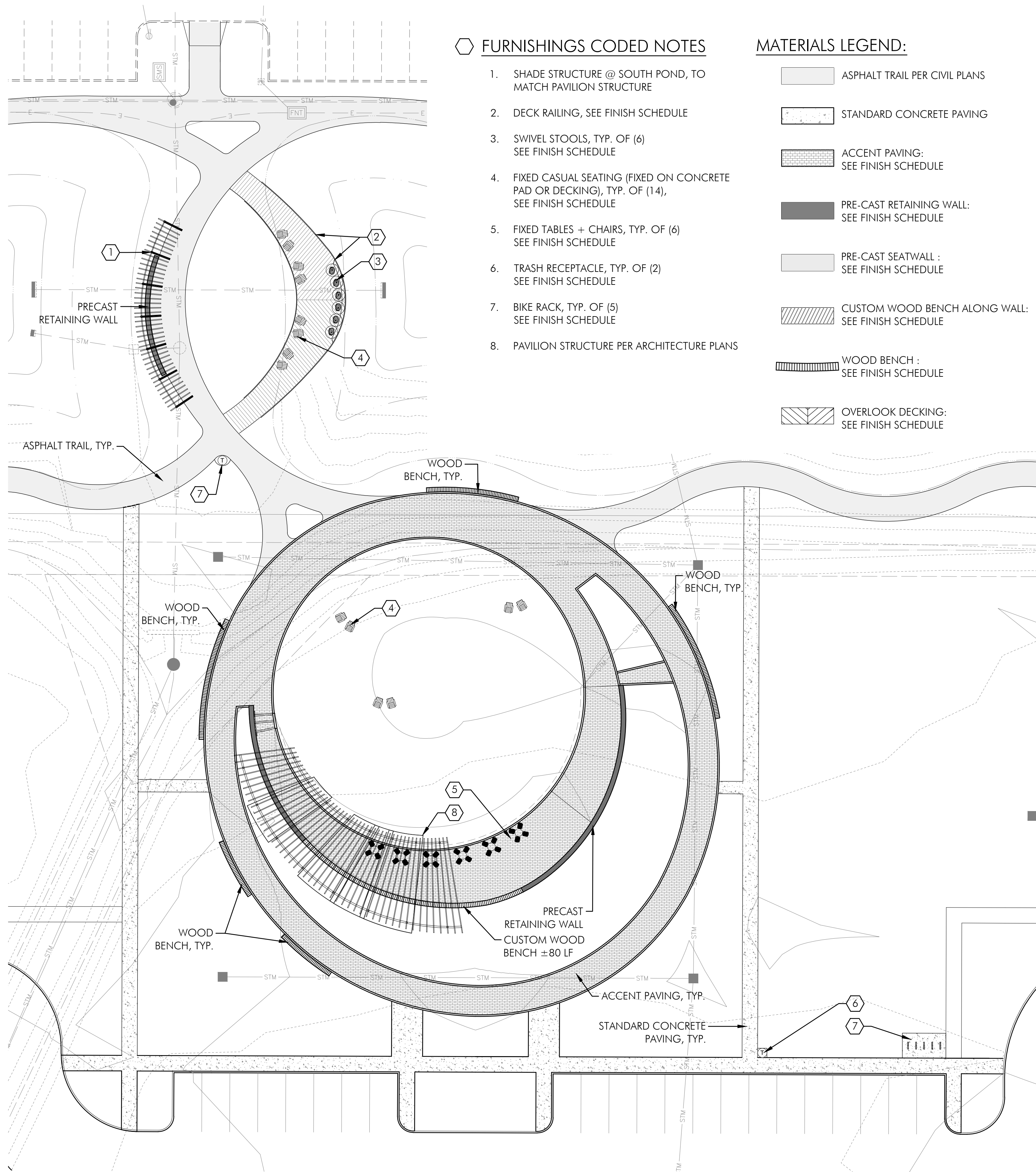


PROJECT NAME
Frantz Road Development
Frantz Road
Dublin, Ohio

PROJECT INFO
Project #: 18092
By: SK/AC
Date: 04/16/2020

SHEET TITLE
Pond Loops Layout Plans

SHEET NUMBER
11/17



FURNISHINGS CODED NOTES

1. SHADE STRUCTURE @ SOUTH POND, TO MATCH PAVILION STRUCTURE
2. DECK RAILING, SEE FINISH SCHEDULE
3. SWIVEL STOOLS, TYP. OF (6) SEE FINISH SCHEDULE
4. FIXED CASUAL SEATING (FIXED ON CONCRETE PAD OR DECKING), TYP. OF (14), SEE FINISH SCHEDULE
5. FIXED TABLES + CHAIRS, TYP. OF (6) SEE FINISH SCHEDULE
6. TRASH RECEPTACLE, TYP. OF (2) SEE FINISH SCHEDULE
7. BIKE RACK, TYP. OF (5) SEE FINISH SCHEDULE
8. PAVILION STRUCTURE PER ARCHITECTURE PLANS

MATERIALS LEGEND:

- ASPHALT TRAIL PER CIVIL PLANS
- STANDARD CONCRETE PAVING
- ACCENT PAVING: SEE FINISH SCHEDULE
- PRE-CAST RETAINING WALL: SEE FINISH SCHEDULE
- PRE-CAST SEATWALL: SEE FINISH SCHEDULE
- CUSTOM WOOD BENCH ALONG WALL: SEE FINISH SCHEDULE
- WOOD BENCH: SEE FINISH SCHEDULE
- OVERLOOK DECKING: SEE FINISH SCHEDULE

FINISH SCHEDULE

FURNISHINGS



DECK RAILING
 DESCRIPTION : METAL RAILING W/CABLE WIRING + EXTENDED HANDRAIL / LEAN RAIL
 NOTE: IMAGE SHOWN FOR DESIGN INTENT ONLY
 QUANTITY : ± 170 LF
 FORTIN IRONWORKS
 614-291-4342
 WWW.FORTINIRONWORKS.COM



SWIVEL STOOLS
 DESCRIPTION : BERNIE STOOL
 COLOR / FINISH : POWDERCOATED STORMCLOUD
 MOUNT : SURFACE
 QUANTITY : 6
 LANDSCAPE FORMS
 PHONE NUMBER
 WWW.LANDSCAPEFORMS.COM



CASUAL SEATING
 DESCRIPTION : LOLLYGAGGER LOUNGE CHAIR
 COLOR / FINISH : DRIFTWOOD
 NOTE : REQUEST ANCHORS FOR FIXING CHAIRS TO CONCRETE + DECKING
 QUANTITY : 14
 LOLL DESIGNS
 P. 877-740-3387
 WWW.LOLLDESIGN.COM



FIXED TABLE + CHAIRS
 DESCRIPTION : VOLARE COURTYARD TABLE
 4 SEATS (BACKED), EMBEDDED MOUNT
 TABLE MATERIAL : ROUND | POWDERCOAT
 COLOR / FINISH : WHITE
 QUANTITY : 6
 THOMAS STEELE
 P. 1-800-448-7931
 WWW.THOMAS-STEELE.COM




TRASH RECEPTACLES
 DESCRIPTION : STEELITES COLLECTION
 COLOR / FINISH : BLACK
 MOUNT : EMBEDDED
 MODEL # : A-45 GALLON
 QUANTITY : 2
 VICTOR STANLEY
 P. 301-855-8300
 WWW.VICTORSTANLEY.COM



BIKE RACK
 DESCRIPTION : RIDE BIKE RACK
 COLOR / FINISH : POWDERCOATED STORMCLOUD
 MOUNT : EMBEDDED
 QUANTITY : 5
 LANDSCAPE FORMS
 P. 269-276-4440
 WWW.LANDSCAPEFORMS.COM

NOTE:
 ALL FURNISHINGS + FINISHES
 PENDING APPROVAL PER FINAL
 DEVELOPMENT PLANS

HARDSCAPE



STANDARD CONCRETE PAVING
 COLOR / FINISH : NATURAL GREY
 LIGHT BROOM FINISH



ACCENT PAVING
 DESCRIPTION : ECO PREMIER PAVERS
 COLOR / FINISH : GREY BLEND HEP-10, HEP-20
 SIZE : 6" x 24"
 QUANTITY : 9,990 SF
 TECTURA DESIGNS
 CONTACT : BRYAN HENNE
 P. 412-445-4898
 WWW.TECTURADESIGNS.COM



PRE-CAST CONCRETE (SEAT + RETAINING WALLS)
 DESCRIPTION : PRE-CAST CONCRETE UNITS
 COLOR / FINISH : W31
 WAUSAU TILE
 CONTACT : BRYAN HENNE
 P. 412-445-4898
 WWW.WAUSAUTILE.COM



CUSTOM WOOD BENCH
 DESCRIPTION : CUSTOM SEATWALL BENCH
 COLOR / FINISH : THERMALLY MODIFIED ASH
 QUANTITY : ± 80 LF
 LANDSCAPE FORMS
 P. 269-276-4440
 WWW.LANDSCAPEFORMS.COM

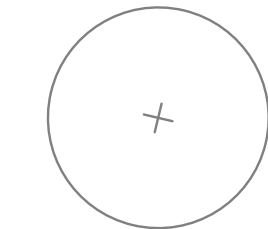


WOOD BENCHES
 DESCRIPTION : LINK BENCH
 COLOR / FINISH : THERMALLY MODIFIED ASH
 QUANTITY : ± 12
 LANDSCAPE FORMS
 P. 269-276-4440
 WWW.LANDSCAPEFORMS.COM

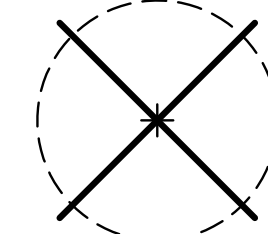


OVERLOOK DECKING
 DESCRIPTION : THERMALLY MODIFIED ASH
 COLOR / FINISH : BENCHMARK WHITE ASH
 SIZE : 1 x 4
 QUANTITY : ± 1,175 SF
 THERMORY USA
 P. 800-XXX-XXXX
 WWW.THERMORYUSA.COM


PLANTING LEGEND




EXISTING TREE TO REMAIN



DECIDUOUS TREES TO BE REMOVED



EVERGREEN TREES TO BE REMOVED



PROPOSED TREES - SEE SHEET 14, 16-17

TREE REPLACEMENT REQUIREMENTS:

TOTAL CALIPER INCHES TO BE REMOVED : 224 (65 TREES)

TOTAL CALIPER INCHES TO BE REPLACED : 224

TOTAL CALIPER INCHES PROPOSED :

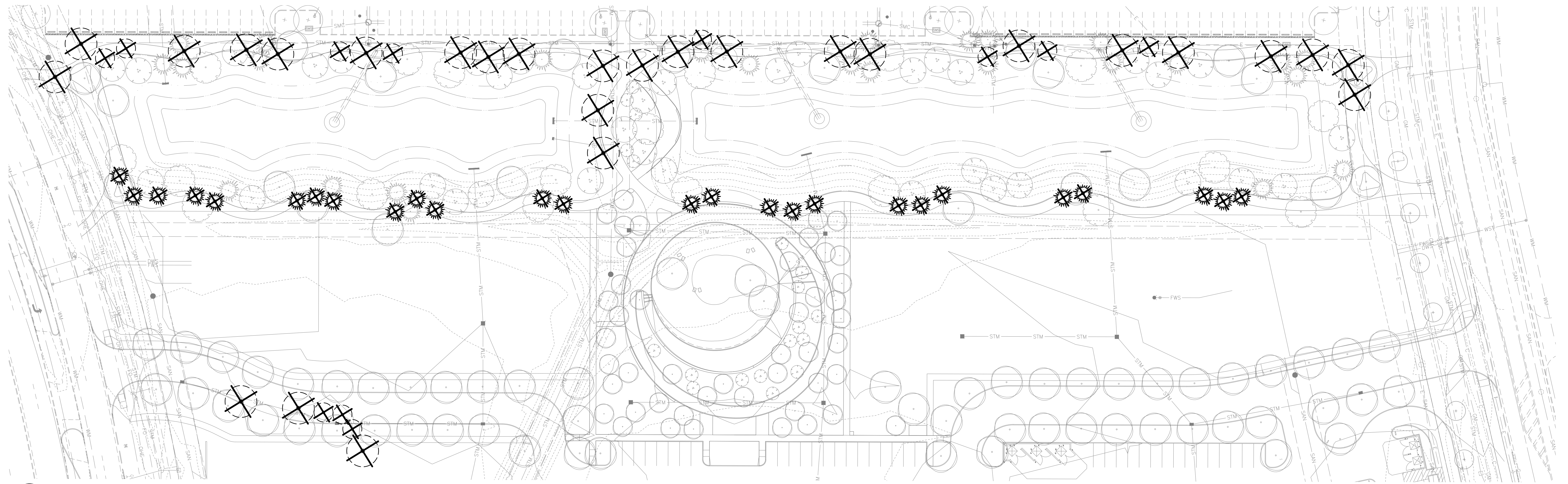
285 (95 TREES 3" CALIPER)

92 (46 GROVE TREES @2" CAL)

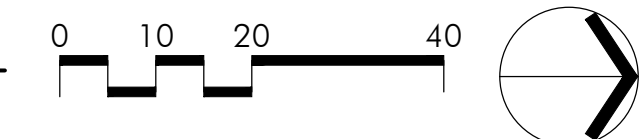
112 (56 MULTI-STEM TREES @ 2" CAL)

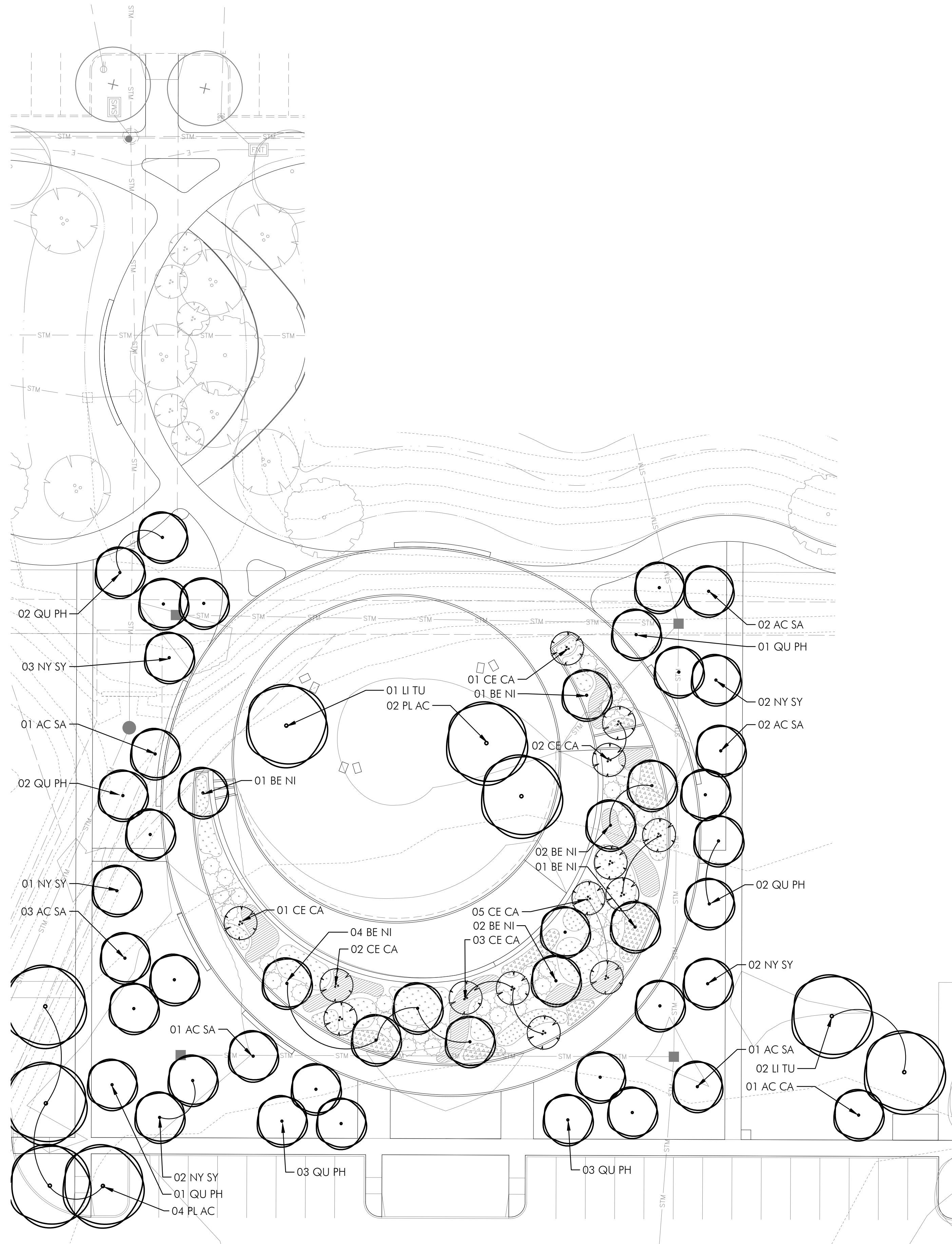
52 (26 EVERGREEN TREES @ 10' HT. / 2" CAL)

TOTAL : 583 CALIPER INCHES

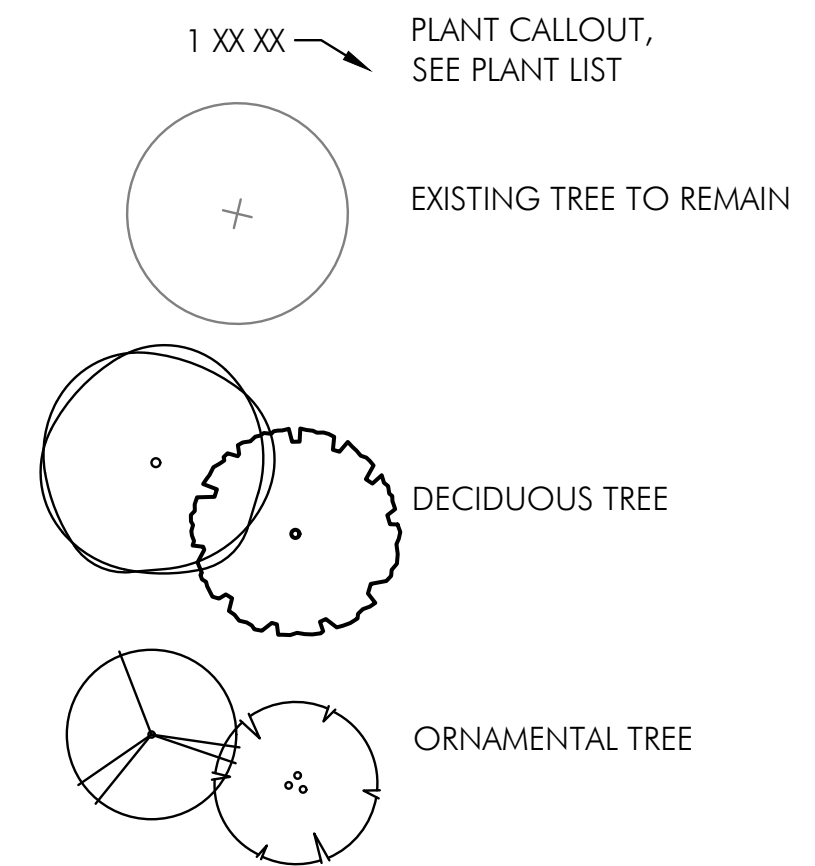


Tree Replacement Plan
SCALE: 1" = 20'-0"



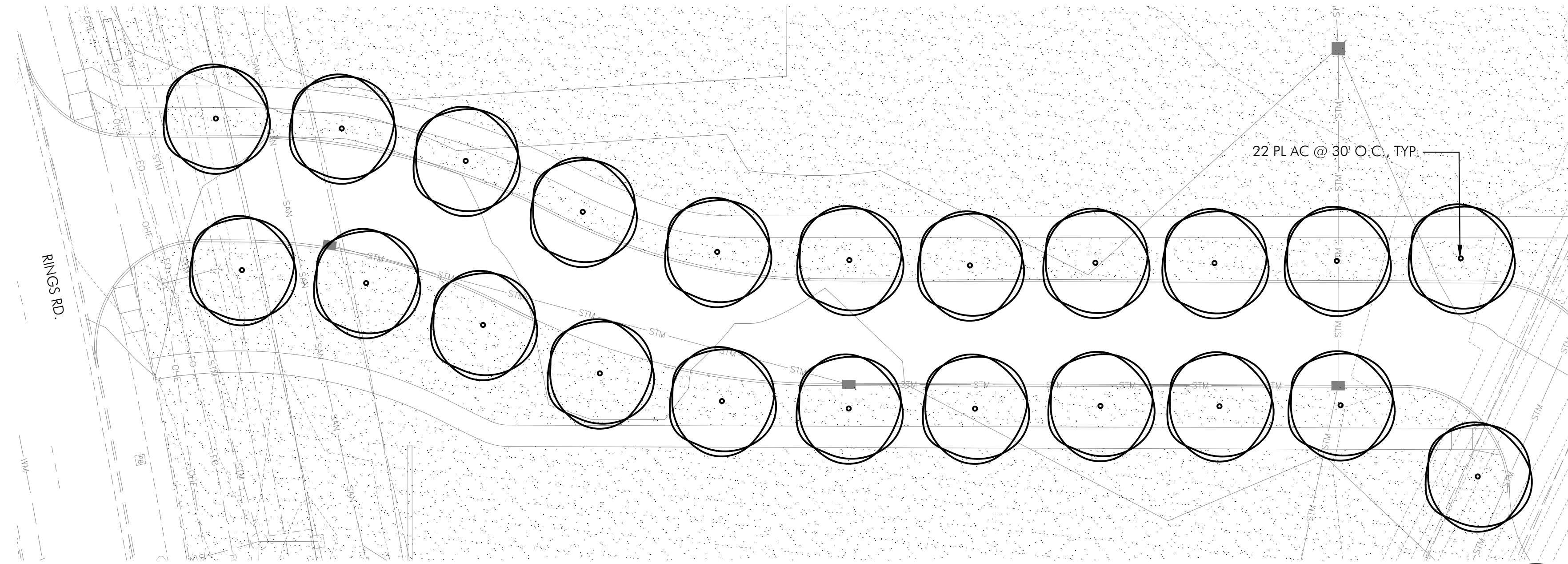


PLANTING LEGEND

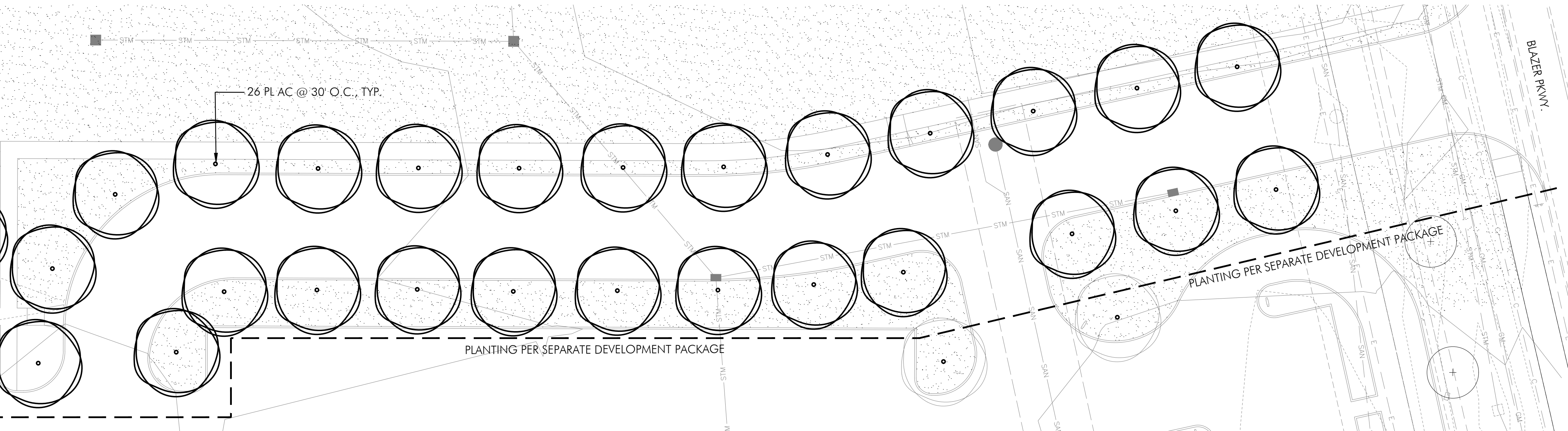


PLANT LIST

QTY.	SYMBOL	BOTANICAL & COMMON NAMES	SIZE	COND.	REMARKS
DECIDUOUS TREES					
	AC SA	Acer saccharum Sugar Maple	3" Cal.	B&B	
	BE NI	Betula nigra 'Dura-Heat' Dura Heat River Birch	15' Ht.	B&B	(3)Multi-stem 2" cal./stem
	LI TU	Liriodendron tulipifera Tulip Tree	3" Cal.	B&B	
	NY SY	Nyssa sylvatica Black Gum	2" Cal.	B&B	
	PL AC	Platanus x acerifolia 'Morton Circle' Exclamation! London Planetree	3" Cal.	B&B	
	QU PH	Quercus phellos Willow Oak	2" Cal.	B&B	
ORNAMENTAL TREES					
	CE CA	Cercis canadensis Eastern Redbud	10' ht.	B&B	(3)Multi-stem 2" cal./stem



South Access Drive Planting Plan
SCALE: 1" = 20'-0"




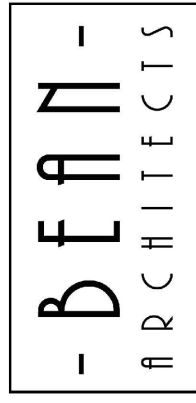
North Access Drive Planting Plan
SCALE: 1" = 20'-0"

PLANTING LEGEND

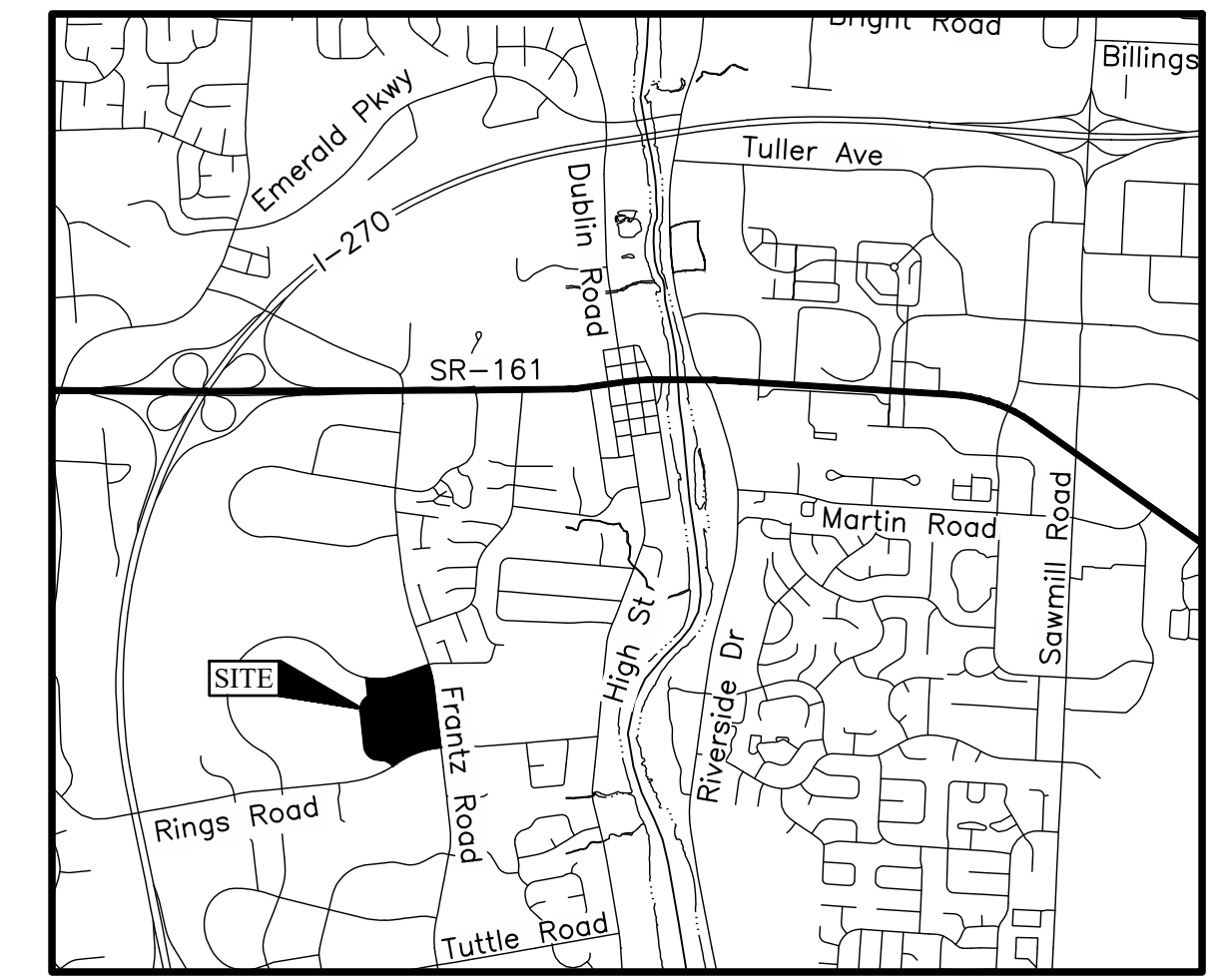
- 1 XX XX → PLANT CALLOUT, SEE PLANT LIST
- EXISTING TREE TO REMAIN
- DECIDUOUS TREES
- SEEDED LAWN

PLANT LIST

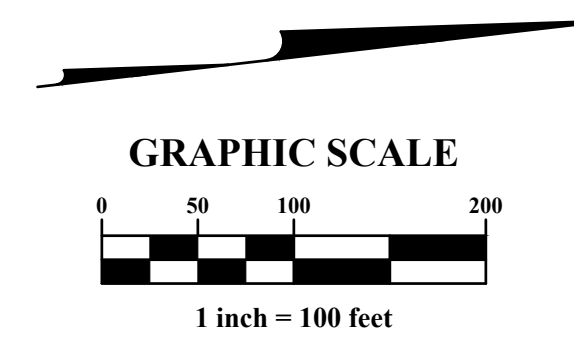
QTY.	SYMBOL	BOTANICAL & COMMON NAMES	SIZE	COND.	REMARKS
DECIDUOUS TREES					
	PL AC	Platanus x acerifolia 'Morton Circle' Exclamation! London Planetree	3' Cal.	B&B	



CITY OF DUBLIN, FRANKLIN COUNTY, OHIO FINAL DEVELOPMENT PLAN FOR **THE CORNERS - PHASE 1 RETAIL** 2020



LOCATION MAP
Not to Scale



SHEET INDEX

Title Sheet	1
Existing Conditions & Demo Plan	2
Tree Survey	3
Regional Site Map	4
Site Plan	5
Utility Plan	6
Grading Plan	7
Subareas	8
Site Reference Plan	9
Blazer Parkway + Frantz Road Pocket Park Layout Plan	10
Frontage Layout Plan	11
Blazer Parkway + Frantz Road Pocket Park Materials Plan	12
Tree Replacement Plan	13
Blazer Parkway + Frantz Road Pocket Park Planting Plan	14
Frontage Planting Plan	15

BENCH MARKS
(NAVD 1988)

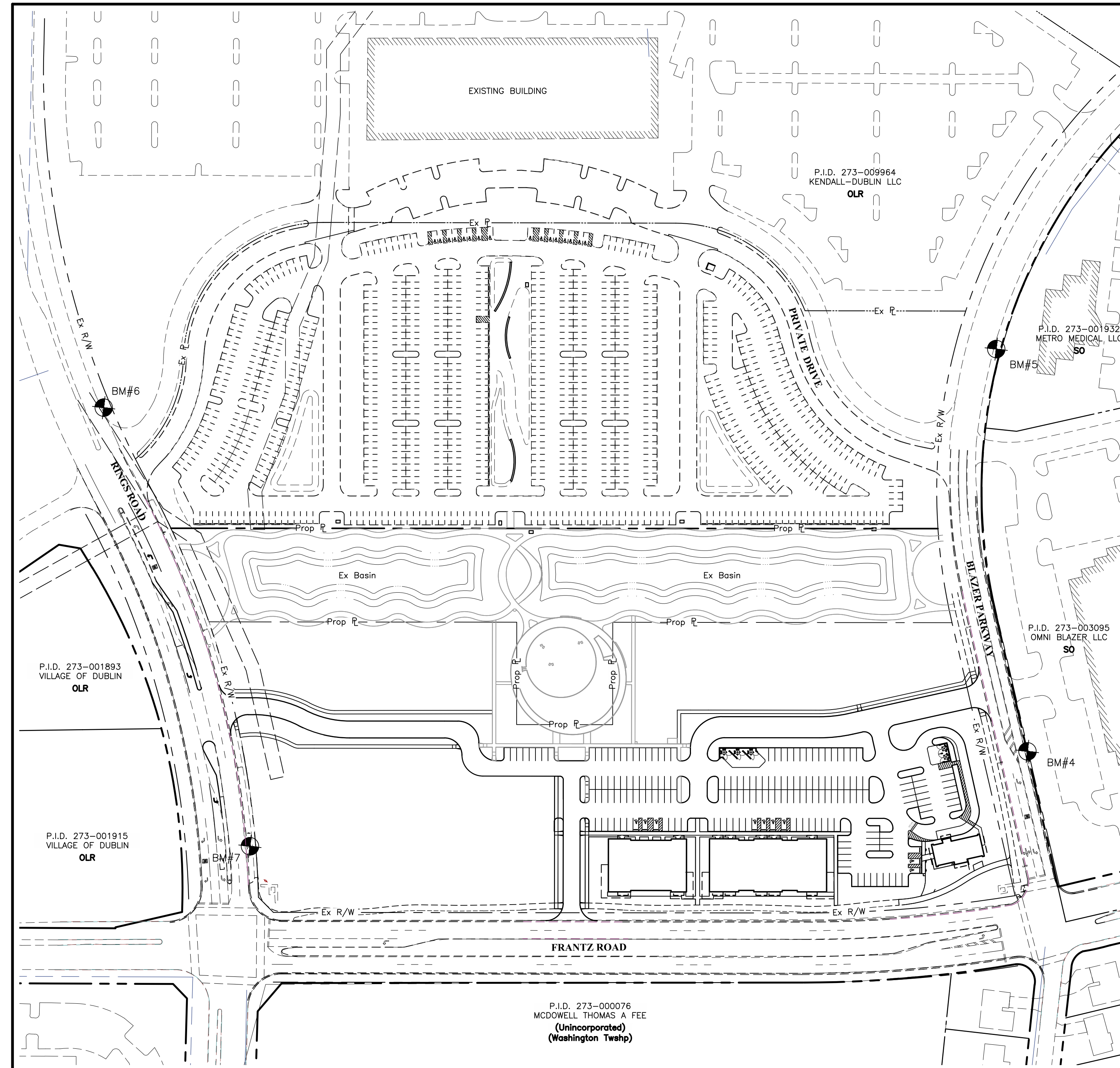
Source BM	Aluminum disk in the southeast wingwall of a culvert on Paul Blazer Parkway, 164 feet south of Rings Road, 52 feet east of the centerline of Paul Blazer Parkway. Elev. = 880.171
BM#4	Chiseled "X" on the south flange bolt of a fire hydrant located on the north side of Blazer Parkway, being the first hydrant west of Frantz Road. Elev. = 868.58
BM#5	Chiseled "X" on the south flange bolt of a fire hydrant located on the north side of Blazer Parkway, being the third hydrant west of Frantz Road. Elev. = 872.06
BM#6	Chiseled "X" on the south flange bolt of a fire hydrant located on the north side of Rings Road, being the third hydrant west of Frantz Road. Elev. = 872.31
BM#7	Chiseled "X" on the south flange bolt of a fire hydrant located on the north side of Rings Road, being the first hydrant west of Frantz Road. Elev. = 866.58

OWNER

City of Dublin
5800 Shier Rings Rd
Dublin, OH 43016
Tel: (614) 410-4400

DEVELOPER

The Daimler Group
1533 Lake Shore Drive
Columbus, OH 43204
Tel: (614) 488-4424




INDEX MAP
Scale: 1" = 100'

SITE DATA

Zoned OLR: Office, Laboratory, & Research District
Total Site Area: ±23.70 Acres
P.I.D. : 273-010749-00
Lot 1 Area: ± 10.23 Acres
Lot 2 Area: ± 3.80 Acres
Lot 3 Area: ± 9.67 Acres

POD Design
100 Northwoods Blvd, Ste A
Columbus, Ohio 43235
P 614.255.3399
PODdesign.net



- DEAN -
ARCHITECTS

EMHT
EMERGENCY MANAGEMENT HEALTH & TRAFFIC
ENGINEERS • SURVEYORS • PLANNERS • SCIENTISTS
5800 New Albany Road, Columbus, OH 43204
Phone: 614.272.7200
emht.com

PREPARED FOR
DAIMLER
Development • Leasing • Construction • Sales
Daimler Group
1533 Lake Shore Dr
100, Columbus, OH
43204

PROJECT NAME
The Corners - Phase 1 Retail
Frantz Road
Dublin, Ohio

PROJECT INFO
Project #: 20190873
By: NV/NF
Date:
05/21/2020

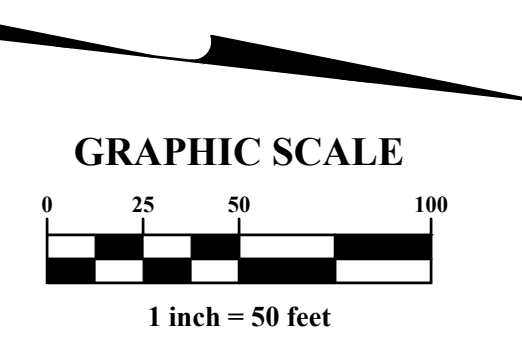
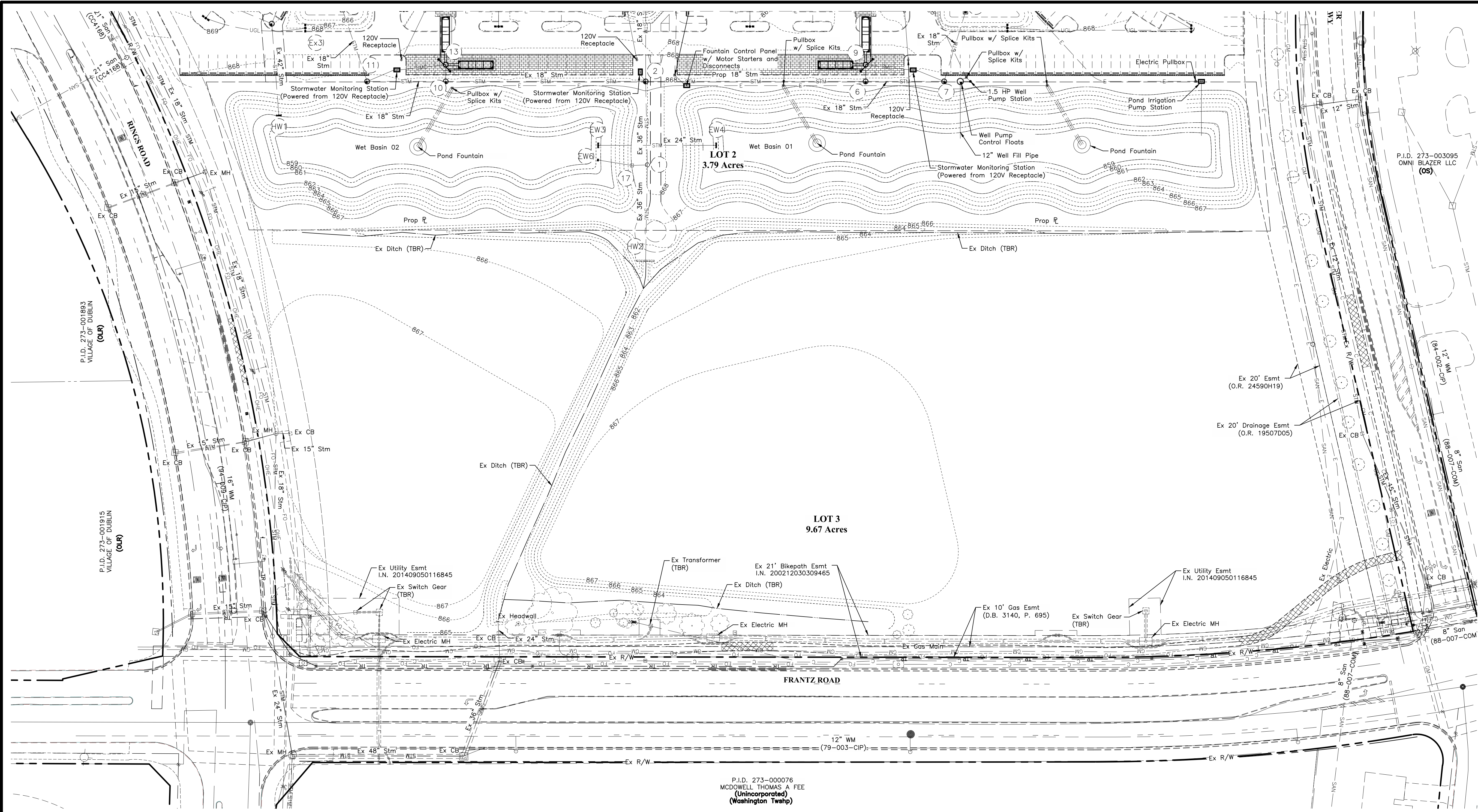
SHEET TITLE
Title Sheet

SHEET NUMBER

1 / 15

U:\20190873\Drawings\04Sheets\Final Development\Plan\Phase 1 Retail\20190873-FDP2-01-Title.dwg, Last Saved By: afurish, 5/21/2020 5:43 PM, Last Printed By: Owens, Nick, 5/21/2020 5:52 PM (No Xrefs)

U:\20190873\Drawings\94\Sheets\Final Development Plan\Phase 1 Retail\20190873-FDP2-02-ExConditionsDemo.dwg, Last Saved By: novens, 5/21/2020 5:06 PM Last Printed By: Owens, Nick, 5/21/2020 5:52 PM (No Xrefs)



LEGEND

---	Existing Curb To Be Cut To 1" Height
---	Path Removal
---	Water Main
---	Domestic Water Service
---	Storm Sewer
---	Sanitary Sewer
---	Electric Duct Bank
---	Communication Duct Bank
---	Gas Main
---	Gas Service Line
---	Underground Lighting
---	Drainage Ditch
⊠	Storm Inlet
⊠	Fire Hydrant
⊠	Street Light
⊠	Communications Pedestal
⊠	Manhole
⊠	Water Valve
⊠	Transformer
⊠	Electrical Fixture
⊠	Traffic Sign

NOTE:
Site is within Zone X, per Panel 39049C0153K

P.I.D. 273-000076
MCDOWELL THOMAS A FEE
(Unincorporated)
(Washington Twp)

POD Design
100 Northwoods Blvd, Ste A
Columbus, Ohio 43235
P 614.255.3399
PODdesign.net



- DEAN -
ARCHITECTS

EMHT
EMHT GROUP
5000 New Albany Road, Columbus, OH 43220
614.291.7200
emht.com

DAIMLER
Daimler Group
1533 Lake Shore Dr
100, Columbus, OH
43204

PREPARED FOR
DAIMLER

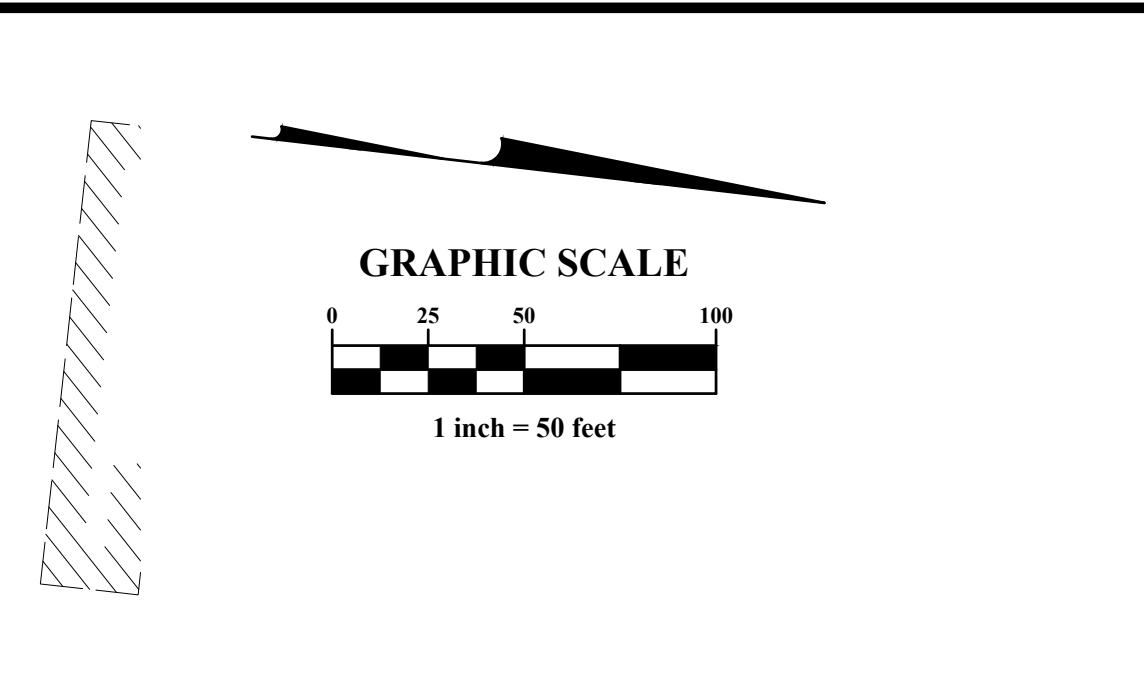
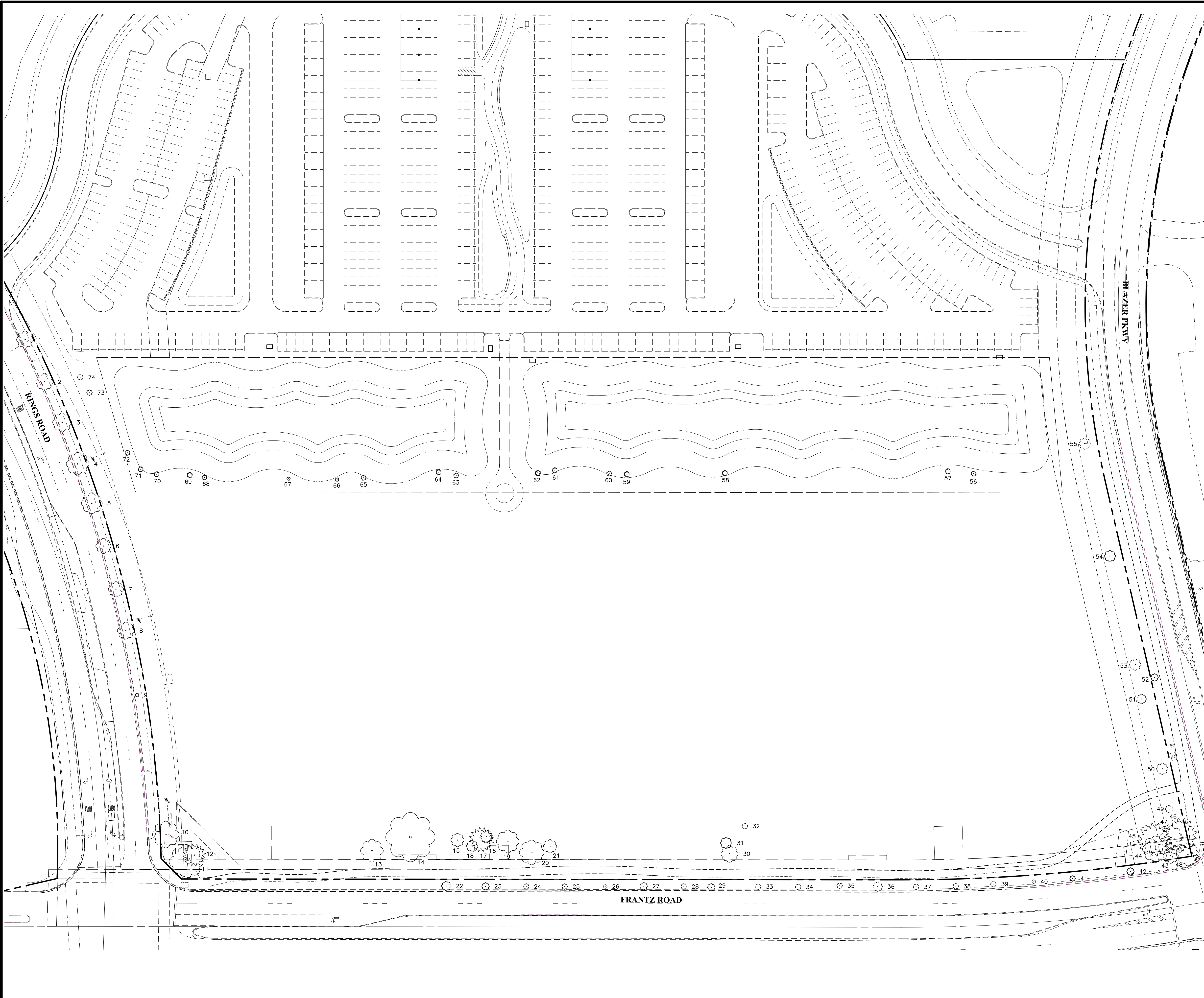
PROJECT NAME
The Corners - Phase 1 Retail
Frantz Road
Dublin, Ohio

PROJECT INFO
Project #: 20190873
By: NV/NF
Date: 05/21/2020

SHEET TITLE
Existing
Conditions &
Demo Plan

SHEET NUMBER
2/15

U:\20190873\Drawings\04Sheets\Final Development - Plan\Phase 1 Retail\20190873-FDP2-03-Tree_Survey.dwg, Last Saved By: novens, 5/21/2020 5:14 PM, Last Printed By: Owens, Nick, 5/21/2020 5:33 PM (No Xrefs)



ID	Common Name	Scientific Name	Size (inches)	Trunks	Condition
1	Red Maple	<i>Acer rubrum</i>	9	1	Good
2	Red Maple	<i>Acer rubrum</i>	9	1	Good
3	Red Maple	<i>Acer rubrum</i>	10	1	Good
4	Red Maple	<i>Acer rubrum</i>	12	1	Good
5	Red Maple	<i>Acer rubrum</i>	11	1	Good
6	Red Maple	<i>Acer rubrum</i>	8	1	Good
7	Red Maple	<i>Acer rubrum</i>	8	1	Fair
8	Red Maple	<i>Acer rubrum</i>	9	1	Good
9	Japanese Pagodatree	<i>Sophora japonica</i>	2	1	Good
10	Ornamental Cherry	<i>Prunus spp.</i>	14	1	Good
11	Ornamental Cherry	<i>Prunus spp.</i>	18	1	Good
12	Scotch Pine	<i>Pinus sylvestris</i>	12	1	Poor
13	Sweetgum	<i>Liquidambar styraciflua</i>	12	1	Good
14	Weeping Willow	<i>Salix babylonica</i>	26	1	Good
15	Ornamental Cherry	<i>Prunus spp.</i>	7	1	Good
16	Scotch Pine	<i>Pinus sylvestris</i>	7	1	Poor
17	Scotch Pine	<i>Pinus sylvestris</i>	13	1	Poor
18	Ornamental Cherry	<i>Prunus spp.</i>	6	1	Fair
19	Sweetgum	<i>Liquidambar styraciflua</i>	12	1	Good
20	Sweetgum	<i>Liquidambar styraciflua</i>	13	1	Good
21	Ornamental Cherry	<i>Prunus spp.</i>	7	1	Good
22	Cherry Plum	<i>Prunus cerasifera</i>	5	1	Good
23	Cherry Plum	<i>Prunus cerasifera</i>	4	1	Good
24	Cherry Plum	<i>Prunus cerasifera</i>	3	1	Poor
25	Cherry Plum	<i>Prunus cerasifera</i>	3	1	Good
26	Cherry Plum	<i>Prunus cerasifera</i>	2	1	Good
27	Cherry Plum	<i>Prunus cerasifera</i>	4	1	Good
28	Cherry Plum	<i>Prunus cerasifera</i>	3	1	Good
29	Cherry Plum	<i>Prunus cerasifera</i>	4	1	Fair
30	Ornamental Cherry	<i>Prunus spp.</i>	9	1	Good
31	Ornamental Cherry	<i>Prunus spp.</i>	6	1	Good
32	Ornamental Cherry	<i>Prunus spp.</i>	3	1	Good
33	Cherry Plum	<i>Prunus cerasifera</i>	3	1	Good
34	Cherry Plum	<i>Prunus cerasifera</i>	3	1	Good
35	Cherry Plum	<i>Prunus cerasifera</i>	3	1	Good
36	Cherry Plum	<i>Prunus cerasifera</i>	5	1	Good
37	Cherry Plum	<i>Prunus cerasifera</i>	3	1	Good
38	Cherry Plum	<i>Prunus cerasifera</i>	3	1	Good
39	Cherry Plum	<i>Prunus cerasifera</i>	3	1	Good
40	Cherry Plum	<i>Prunus cerasifera</i>	2	1	Good
41	Cherry Plum	<i>Prunus cerasifera</i>	3	1	Good
42	Cherry Plum	<i>Prunus cerasifera</i>	4	1	Good
43	Ornamental Cherry	<i>Prunus spp.</i>	8	1	Good
44	Ornamental Cherry	<i>Prunus spp.</i>	14	1	Good
45	Scotch Pine	<i>Pinus sylvestris</i>	18	1	Good
46	Scotch Pine	<i>Pinus sylvestris</i>	18	1	Good
47	Ornamental Cherry	<i>Prunus spp.</i>	12	1	Good
48	Ornamental Cherry	<i>Prunus spp.</i>	12	1	Good
49	American Basswood	<i>Tilia americana</i>	4	1	Good
50	American Basswood	<i>Tilia americana</i>	6	1	Good
51	American Basswood	<i>Tilia americana</i>	5	1	Good
52	Ornamental Cherry	<i>Prunus spp.</i>	4,6	2	Fair
53	American Basswood	<i>Tilia americana</i>	6	1	Good
54	American Basswood	<i>Tilia americana</i>	6	1	Good
55	American Basswood	<i>Tilia americana</i>	6	1	Good
56	Balsam Fir	<i>Abies balsamea</i>	3	1	Good
57	Balsam Fir	<i>Abies balsamea</i>	3	1	Good
58	Blue Spruce	<i>Picea pungens</i>	3	1	Poor
59	Balsam Fir	<i>Abies balsamea</i>	3	1	Good
60	Balsam Fir	<i>Abies balsamea</i>	3	1	Good
61	Balsam Fir	<i>Abies balsamea</i>	3	1	Good
62	Balsam Fir	<i>Abies balsamea</i>	3	1	Good
63	Blue Spruce	<i>Picea pungens</i>	3	1	Fair
64	Blue Spruce	<i>Picea pungens</i>	3	1	Poor
65	Balsam Fir	<i>Abies balsamea</i>	3	1	Fair
66	Balsam Fir	<i>Abies balsamea</i>	2	1	Good
67	Balsam Fir	<i>Abies balsamea</i>	2	1	Good
68	Balsam Fir	<i>Abies balsamea</i>	3	1	Good
69	Balsam Fir	<i>Abies balsamea</i>	3	1	Fair
70	Balsam Fir	<i>Abies balsamea</i>	3	1	Good
71	Balsam Fir	<i>Abies balsamea</i>	3	1	Good
72	Balsam Fir	<i>Abies balsamea</i>	3	1	Good
73	Kentucky Coffee Tree	<i>Gymnocladus dioica</i>	3	1	Good
74	Kentucky Coffee Tree	<i>Gymnocladus dioica</i>	3	1	Good

POD Design
100 Northwoods Blvd, Ste A
Columbus, Ohio 43235
p 614.255.3399
poddesign.net

POD

- DEAN -
ARCHITECTS

EMHT
EMERSON HORTICULTURAL MANAGEMENT TECHNOLOGIES, INC.
Engineers • Arborists • Planters • Scientists
5000 New Albany Road, Columbus, OH 43206
Phone: 614.272.7200
emht.com

TEAM

PREPARED FOR
Dairmler Group
1533 Lake Shore Dr
#100, Columbus, OH
43204

DAIMLER
Development • Landmark • Construction • Sales

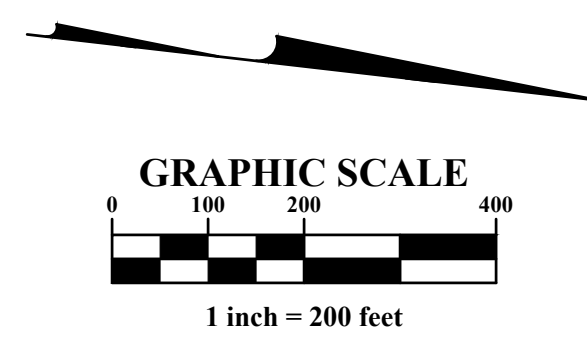
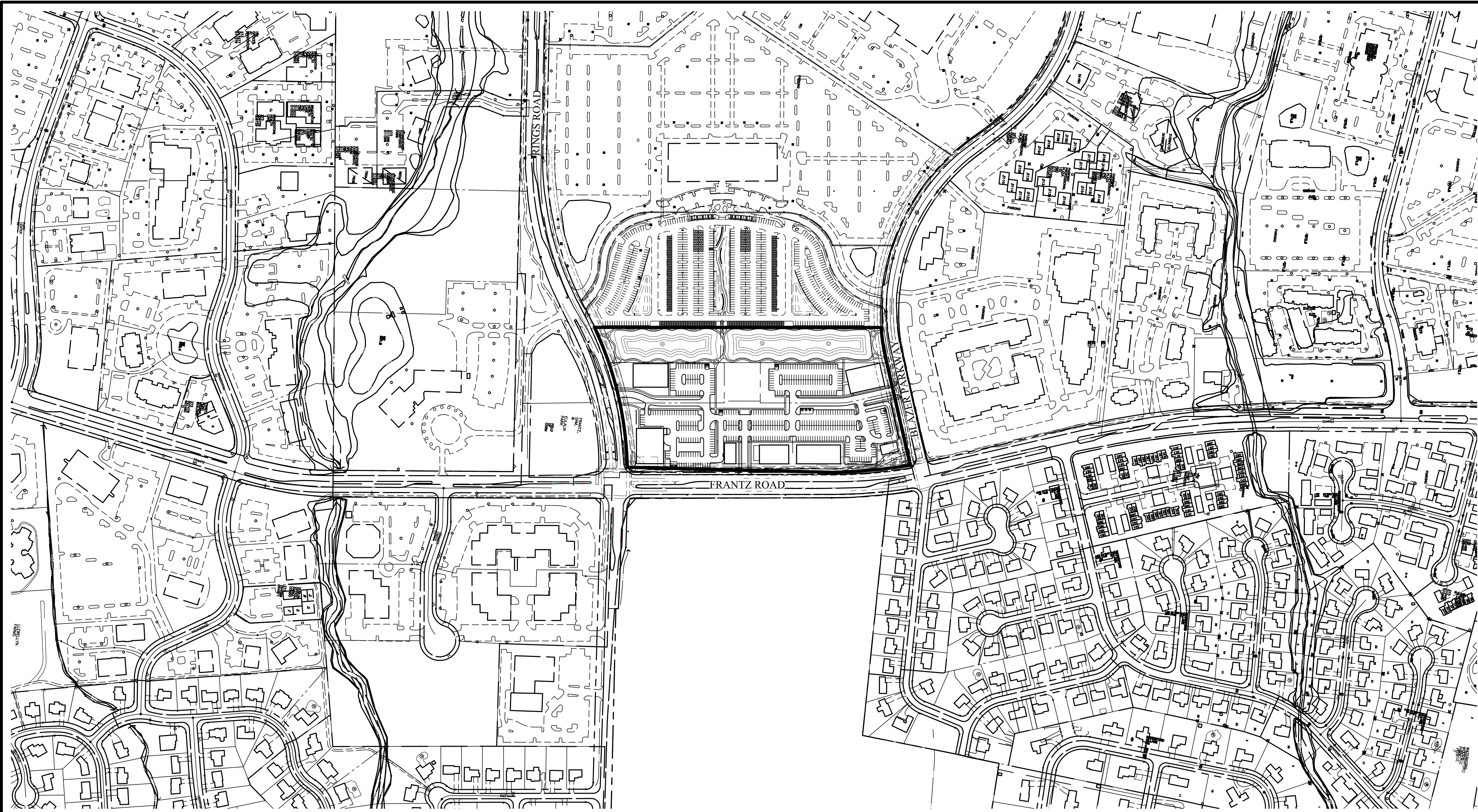
PROJECT NAME
The Corners - Phase 1 Retail
Frantz Road
Dublin, Ohio

PROJECT INFO
Project #: 20190873
By: NV/NF
Date: 05/21/2020


SHEET TITLE
Tree Survey

SHEET NUMBER
3/15

U:\20190873\Drawings\04\Sheets\Final Development Plan\Phase 1 Retail\20190873-FDP2-04-Regional Site Map.dwg - Last Saved By: noverns, 5/21/2020 5:49 PM Last Printed By: Ovens, Nick, 5/21/2020 5:55 PM (No Xrefs)



POD Design
100 Northwoods Blvd, Ste A
Columbus, Ohio 43235
p 614.255.3399
poddesign.net



-BEAN-
ARCHITECTS

EMHT
EMERSON CONSULTANTS
Engineers • Surveyors • Planners • Scientists
500 New Albany Road, Columbus, OH 43204
emh.com

PREPARED FOR
DAIMLER
Daimler Group
1533 Lake Shore Dr
100, Columbus, OH
43204

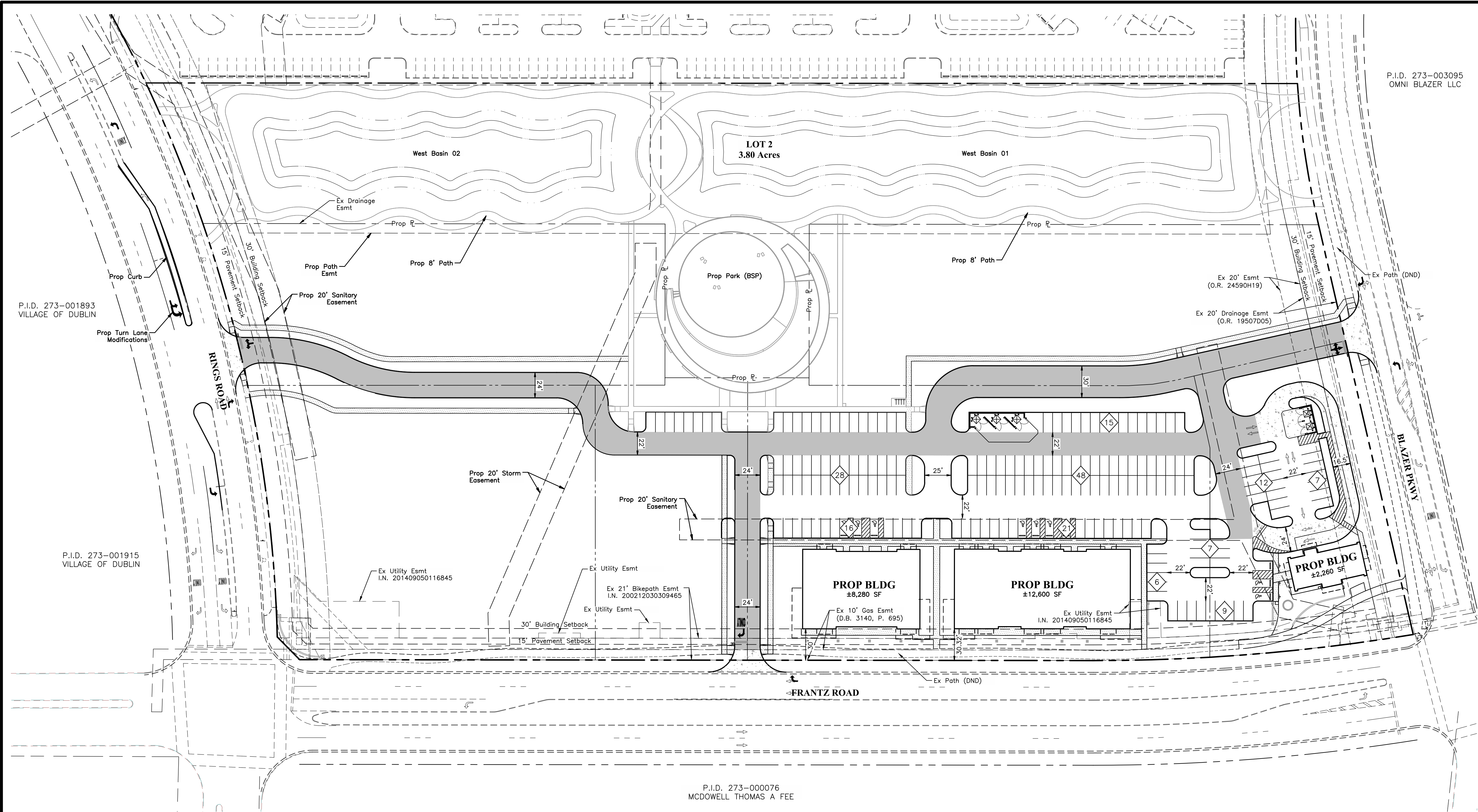
PROJECT NAME
The Corners - Phase 1 Retail
Frantz Road
Dublin, Ohio

PROJECT INFO
Project #: 20190873
By: NV/NF
Date: 05/21/2020

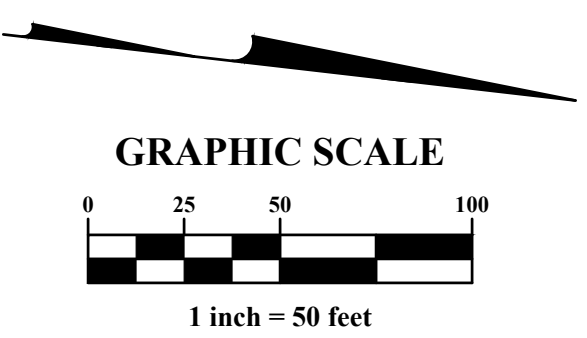
SHEET TITLE
Regional Site Map

SHEET NUMBER
4/15

U:\20190873\Drawings\04Sheets\Final_Development_Plan\Phase 1 Retail\20190873-FDP2-03-Site.dwg, Last Saved By: Owens, Nick, 5/21/2020 5:55 PM (No Xrefs)



P.I.D. 273-003095
OMNI BLAZER LLC



SITE DATA	
Total Commercial.....	47,000 SF
Total Office.....	24,000 SF
Total Parking Provided.....	408 Spaces
Total Commercial Parking Required @ 5/1000 SF.....	235 Spaces
Total Office Parking Required @ 4/1000 SF.....	96 Spaces

SITE DATA	
Total Commercial.....	54,000 SF
Total Office.....	12,000 SF
Total Parking Provided.....	408 Spaces
Total Commercial Parking Required @ 5/1000 SF.....	270 Spaces
Total Office Parking Required @ 4/1000 SF.....	48 Spaces

SITE DENSITY	
Total Site.....	421,190 SF (9.67 Ac)
Lot Coverage.....	66.4%

P.I.D. 273-001893
VILLAGE OF DUBLIN

P.I.D. 273-001915
VILLAGE OF DUBLIN

P.I.D. 273-000076
MCDOWELL THOMAS A FEE

POD Design
100 Northwoods Blvd, Ste A
Columbus, Ohio 43235
P 614.255.3399
PODdesign.net



BEAN-ARCHITECTS

EMHT
EMHT GROUP
5000 New Albany Road, Columbus, OH 43221
Tel: 614.272.0200
emht.com

PREPARED FOR
Daimler Group
1533 Lake Shore Dr
100, Columbus, OH
43204

DAIMLER
Development • Leasing • Construction • Sales

PROJECT NAME
The Corners - Phase 1 Retail
Frantz Road
Dublin, Ohio

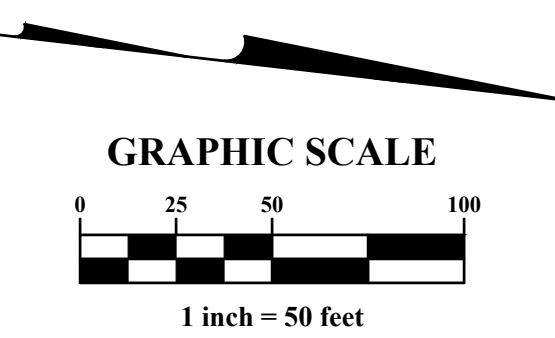
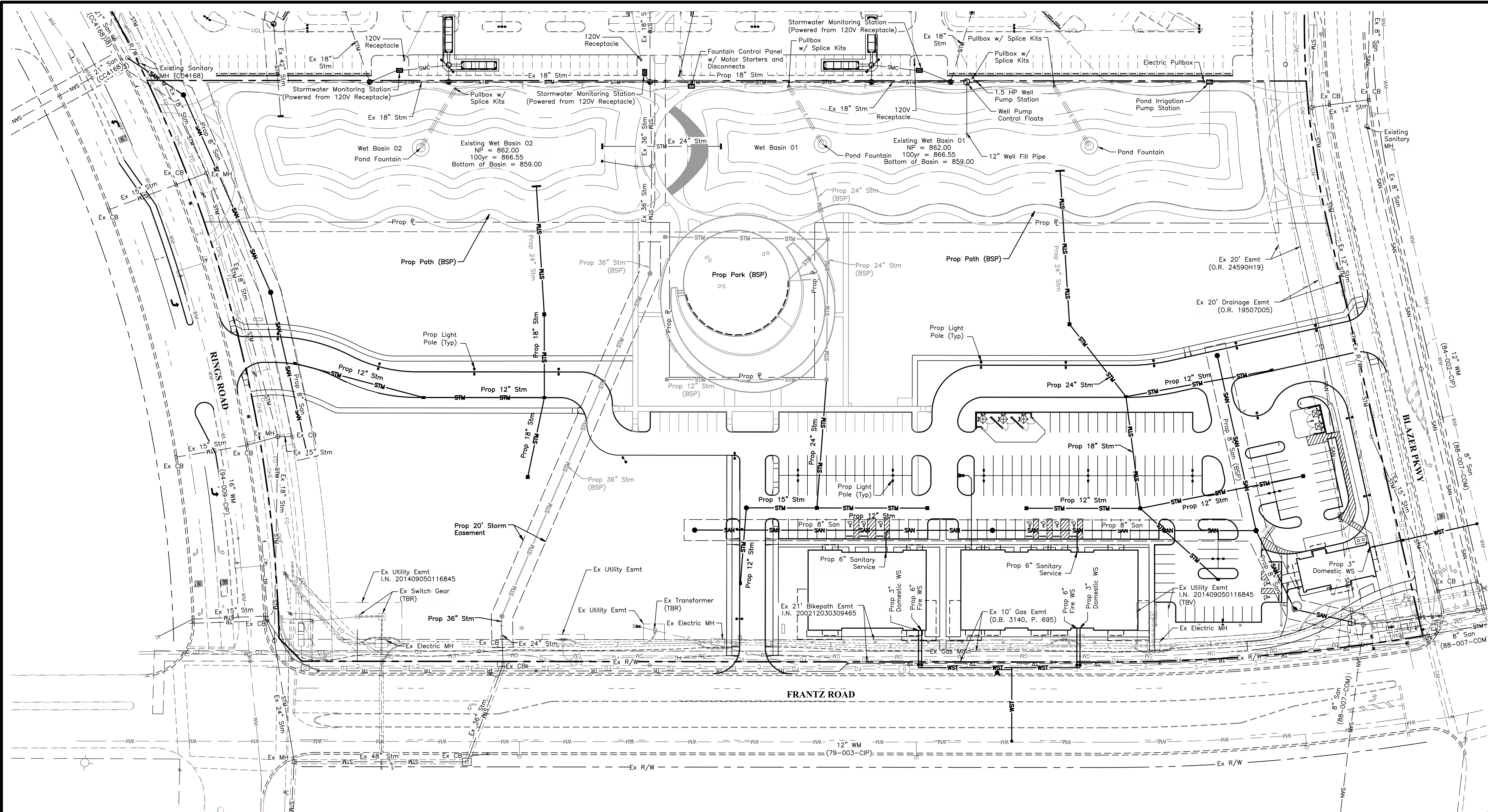
PROJECT INFO
Project #: 20190873
By: NV/NF
Date: 05/21/2020

SHEET TITLE
Site Plan

SHEET NUMBER

5/15

I:\20190873\Draw\04Sheets\Final Development\Plan\Phase 1 Retail\20190873-FDP2-04-Utility.dwg, Last Saved By: novens, 5/21/2020 5:20 PM, Last Printed By: Owens, Nick, 5/21/2020 5:56 PM



LEGEND

Existing


- WM — Water Main
- DWS — Domestic Water Service
- STM — Storm Sewer
- SAN — Sanitary Sewer
- EDB — Electric Duct Bank
- CDB — Communication Duct Bank
- GM — Gas Main
- GS — Gas Service Line
- UGL — Underground Lighting
- Storm Inlet
- ⊕ Fire Hydrant
- Street Light
- ⊠ Communications Pedestal
- Manhole
- ⊙ Water Valve
- ⊠ Transformer
- ⊠ Electrical Fixture
- ⊠ Traffic Sign

LEGEND


Proposed

- WM — Water Main
- DWS — Domestic Water Service
- STM — Storm Sewer
- SAN — Sanitary Sewer
- SAS — Sanitary Sewer Service
- EDB — Electric Duct Bank
- CDB — Communications Duct Bank
- GM — Gas Main
- Clean Out
- Storm Inlet
- Manhole
- Headwall
- ⊠ YD = Area Drain
- ⊙ Water Valve
- Site Light

POD Design
 100 Northwoods Blvd, Ste A
 Columbus, Ohio 43235
 P 614.255.3399
 PODdesign.net



- DEAN -
 ARCHITECTS



PREPARED FOR
DAIMLER
 Development • Leasing • Construction • Sales

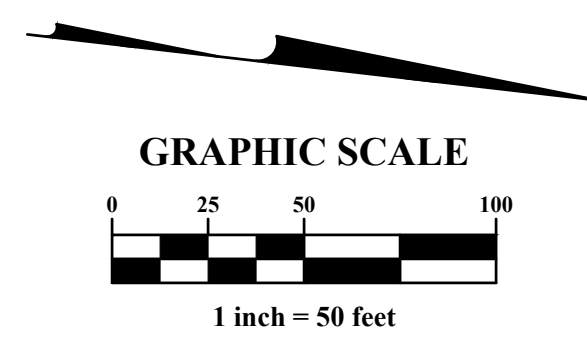
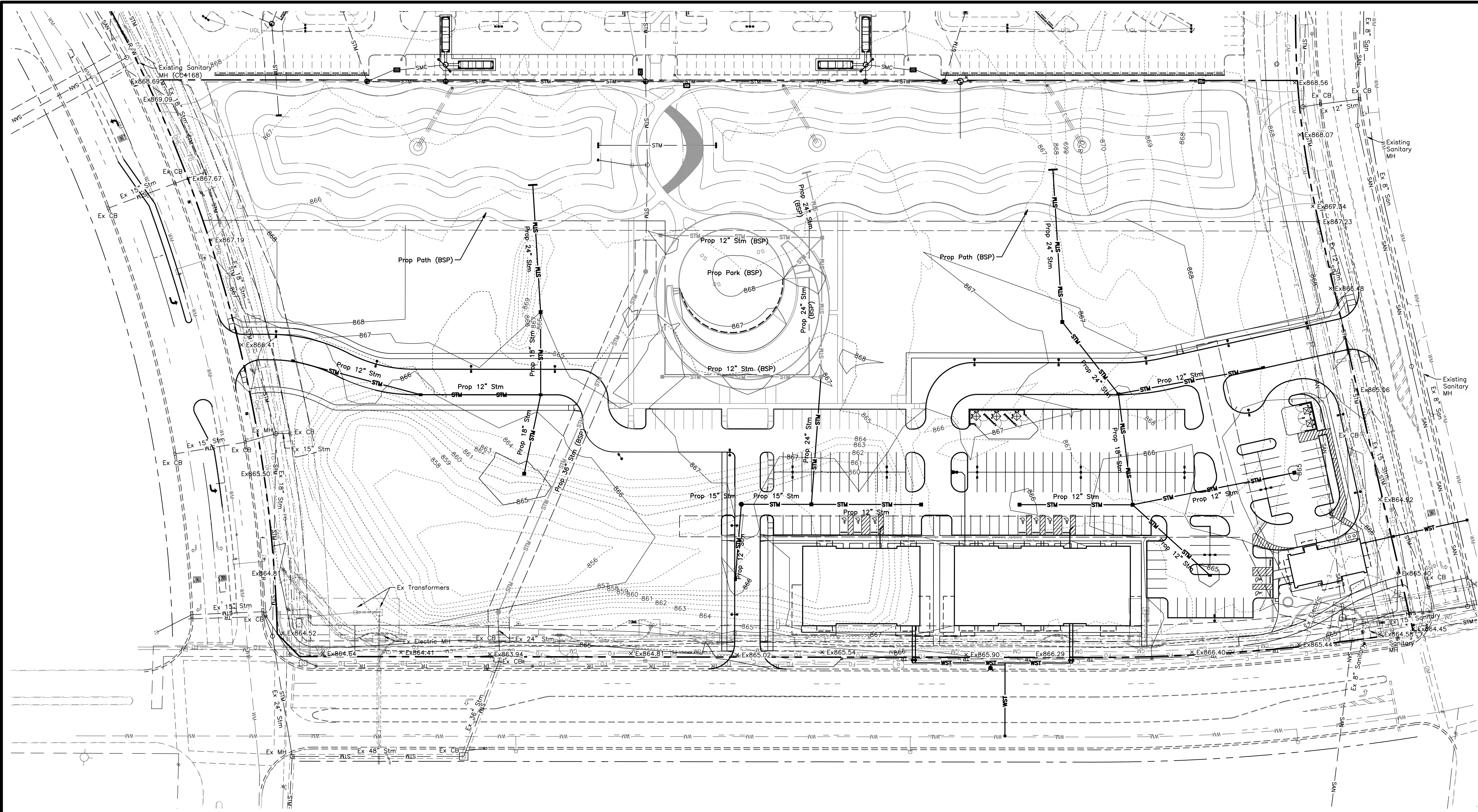
PROJECT NAME
The Corners - Phase 1 Retail
 Frantz Road
 Dublin, Ohio

PROJECT INFO
 Project #: 20190873
 By: NV/NF
 Date: 05/21/2020

SHEET TITLE
 Utility Plan

SHEET NUMBER
 6 / 15

U:\20190873\Drawings\04Sheets\Final Development\Plan\Phase 1 Retail\20190873-FDP2-05-Grading.dwg, Last Saved By: novens, 5/21/2020 5:24 PM, Last Printed By: Overns, Nick, 5/21/2020 5:57 PM (No Xrefs)



LEGEND
Existing

- WM — Water Main
- DWS — Domestic Water Service
- STM — Storm Sewer
- SAN — Sanitary Sewer
- EDB — Electric Duct Bank
- CDB — Communication Duct Bank
- GM — Gas Main
- GS — Gas Service Line
- UCL — Underground Lighting
- Storm Inlet
- ⊕ Fire Hydrant
- Street Light
- Communications Pedestal
- Manhole
- ⊙ Water Valve
- Transformer
- Electrical Fixture
- Traffic Sign

LEGEND
Proposed

- WM — Water Main
- DWS — Domestic Water Service
- STM — Storm Sewer
- SAN — Sanitary Sewer
- SAS — Sanitary Sewer Service
- EDB — Electric Duct Bank
- CDB — Communications Duct Bank
- GM — Gas Main
- Clean Out
- Storm Inlet
- Manhole
- Headwall
- YD = Area Drain
- Water Valve
- Site Light
- Grade Break

POD Design
100 Northwoods Blvd, Ste A
Columbus, Ohio 43235
P 614.255.3399
PODdesign.net



- DEAN -
ARCHITECTS

EMHT
ENGINEERS, ARCHITECTS, INTERIORS, LANDSCAPE ARCHITECTS, PLANNERS, SURVEYORS
500 New Albany Road, Columbus, OH 43204
EMHT.com

PREPARED FOR
DAIMLER
Development • Leasing • Construction • Sales

Daimler Group
1533 Lake Shore Dr
100, Columbus, OH
43204

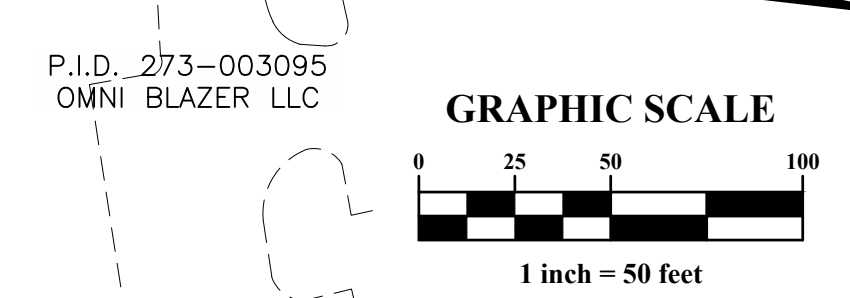
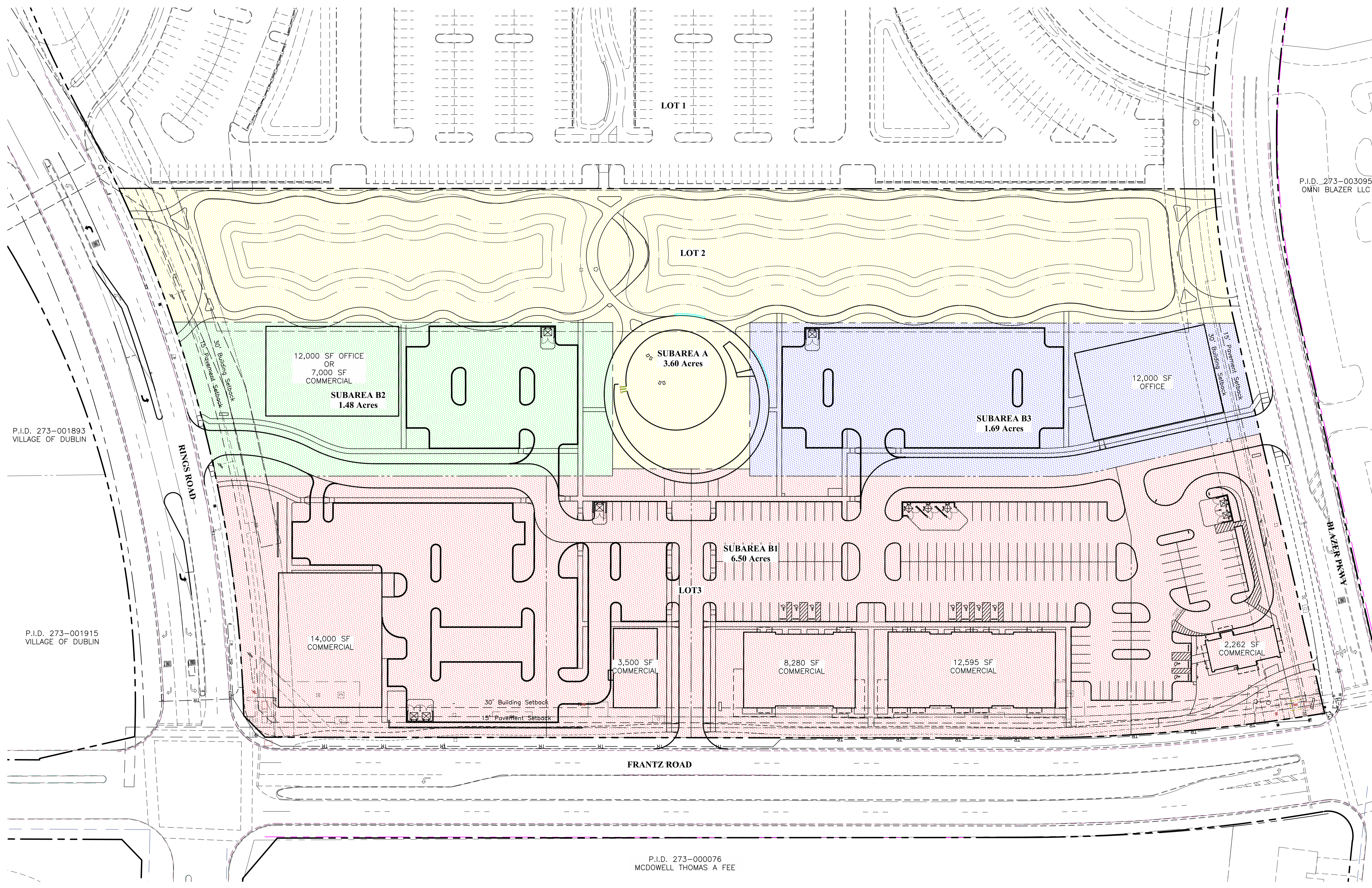
PROJECT NAME
The Corners - Phase 1 Retail
Frantz Road
Dublin, Ohio

PROJECT INFO
Project #: 20190873
By: NV/NF
Date: 05/21/2020

SHEET TITLE
Grading Plan

SHEET NUMBER
7/15

J:\20190873\Drawings\4Sheets\Final Development Plan\Phase 1 Retail\20190873-FDP2-08-Subareas.dwg, Last Saved By: novens, 5/21/2020 5:25 PM, Last Printed By: Owens, Nick, 5/21/2020 5:57 PM (No Xrefs)



LEGEND

	Subarea A 3.80 Acres
	Subarea B1 6.50 Acres
	Subarea B2 1.48 Acres
	Subarea B3 1.69 Acres

PROJECT NAME
The Corners - Phase 1 Retail
Frantz Road
Dublin, Ohio

PROJECT INFO
Project #: 20190873
By: NV/NF
Date: 05/21/2020

SHEET TITLE
Subareas

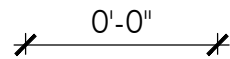


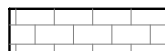



SHEET NUMBER
8/15

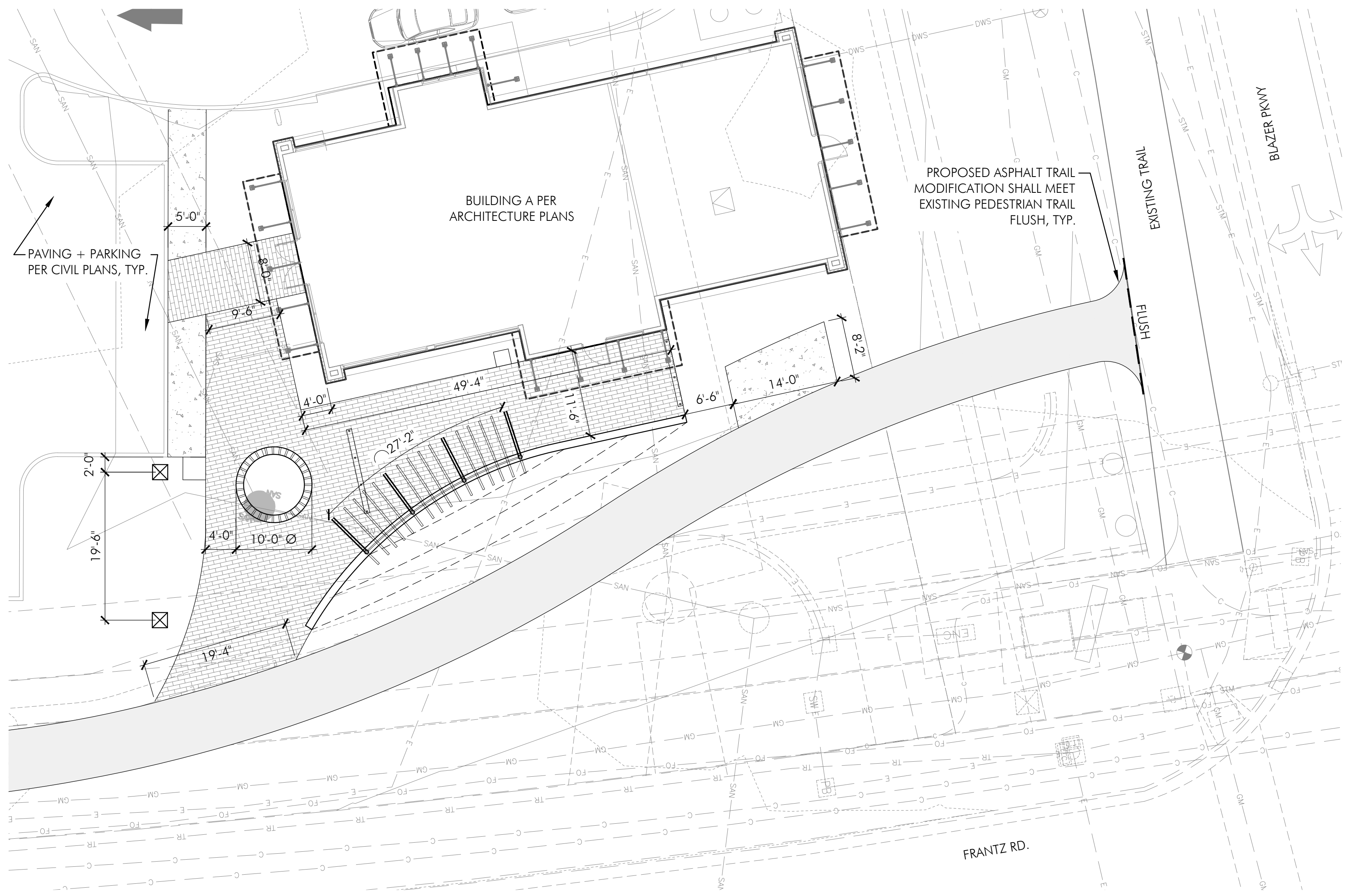
PREPARED FOR
Daimler Group
1533 Lake Shore Dr
100, Columbus, OH
43204

TEAM
EMIT
E.M.I.T. Inc.
Engineers - Surveyors - Planners - Scientists
P.O. Box 14776, Dublin, OH 43016-0776
614.255.3399
emit.com

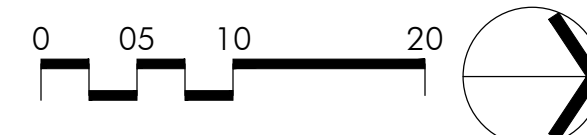
POD
POD Design
100 Northwoods Blvd, Ste A
Columbus, Ohio 43235
P 614.255.3399
poddesign.net

LAYOUT LEGEND

-  LINEAR DIMENSION
-  ASPHALT TRAIL PER CIVIL PLANS
-  STANDARD CONCRETE PAVING
SEE SHEET 12
-  ACCENT PAVING:
SEE SHEET 12
-  PRE-CAST RETAINING WALL:
SEE SHEET 12
-  WOOD BENCH / PLANTER :
SEE SHEET 12
-  STONE ACCENT COLUMNS TO MATCH ARCH.
SEE SHEET 12



Blazer Pkwy. + Frantz Rd. Pocket Park Layout Plan
SCALE: 1" = 10'-0"



CONCEPTUAL IMAGES
IMAGES SHOWN FOR DESIGN INTENT ONLY : NOT TO SCALE



Blazer Pkwy. + Frantz Rd. Pocket Park



Blazer Pkwy. + Frantz Rd. Pocket Park

POD Design
100 Northwoods Blvd, Ste A
Columbus, Ohio 43235
p 614.255.3399
pod@design.net



BEAN-ARCHITECTS

TEAM
EMIT
Scott M. McWhorter, Hamilton & Thibault, Inc.
Engineers - Surveyors - Planners - Scientists
Professional Engineers License No. 12762
Professional Surveyors License No. 75246
emitll.com

Daimler Group
1533 Lake Shore Dr. # 100,
Columbus, OH 43204

PREPARED FOR
DAIMLER
Development • Leasing • Construction • Sales

PROJECT NAME
The Corners - Retail
Frantz Road
Dublin, Ohio

PROJECT INFO
Project #: 20190873
By: SK/AC
Date:
05/07/2020



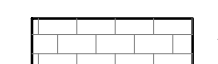

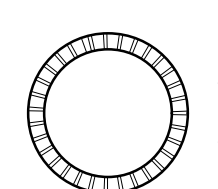

SHEET TITLE
Blazer Pkwy. +
Frantz Rd. Pocket
Park Layout Plan

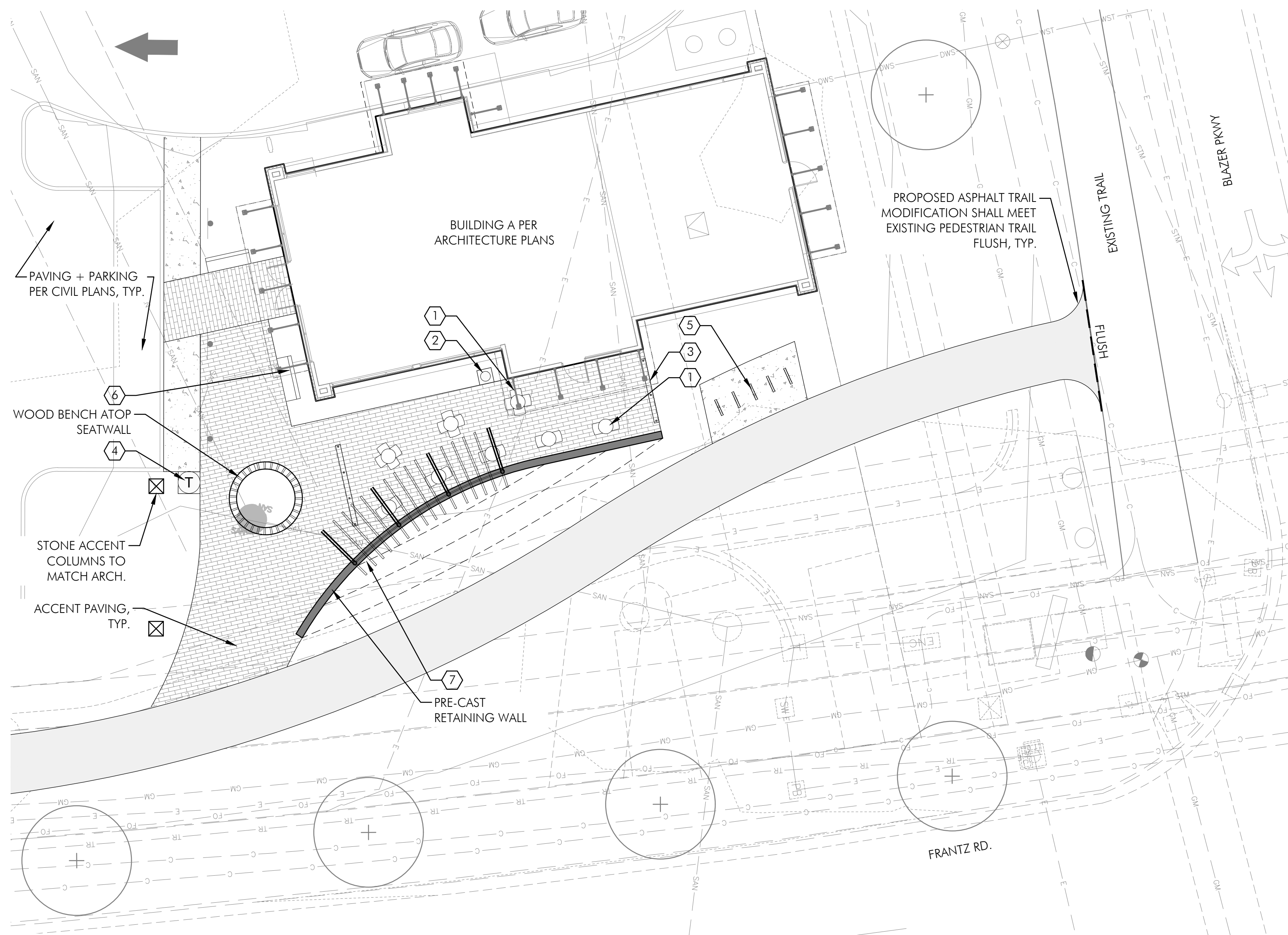
SHEET NUMBER
10/15

FURNISHINGS CODED NOTES

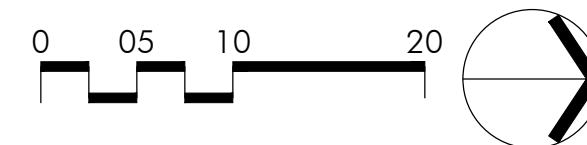
1. TABLES + CHAIRS PER OWNER, TYP. OF (X)
2. TRASH RECEPTACLE PER OWNER, TYP. OF (1)
3. LEAN RAIL, TYP. OF (2)
SEE MATERIALS SCHEDULE
4. TRASH RECEPTACLE, TYP. OF (#)
SEE MATERIALS SCHEDULE
5. BIKE RACKS, TYP. OF (5)
SEE MATERIALS SCHEDULE
6. BENCHES PER OWNER, TYP. OF (2)
7. SHADE STRUCTURE TO MATCH ARCH.

MATERIALS LEGEND:

-  ASPHALT TRAIL PER CIVIL PLANS
-  STANDARD CONCRETE PAVING
-  ACCENT PAVING:
SEE FINISH SCHEDULE
-  PRE-CAST RETAINING WALL:
SEE FINISH SCHEDULE
-  WOOD BENCH / PLANTER :
SEE FINISH SCHEDULE
-  STONE ACCENT COLUMNS TO MATCH ARCH.



Blazer Pkwy. + Frantz Rd. Pocket Park Materials Plan
SCALE: 1" = 10'-0"



FINISH SCHEDULE

FURNISHINGS



TRASH RECEPTACLES
DESCRIPTION : STEELITES COLLECTION
COLOR / FINISH : BLACK
MOUNT : EMBEDDED
MODEL # : A-45 GALLON

QUANTITY : 2
VICTOR STANLEY
P. 301-855-8300
WWW.VICTORSTANLEY.COM



BIKE RACK
DESCRIPTION : RIDE BIKE RACK
COLOR / FINISH : POWDERCOATED STORMCLOUD
MOUNT : EMBEDDED

QUANTITY : 5
LANDSCAPE FORMS
P. 269-276-4440
WWW.LANDSCAPEFORMS.COM




LEAN RAIL
DESCRIPTION : JESSIE
COLOR / FINISH : POWDERCOATED STORMCLOUD
MOUNT : EMBEDDED

QUANTITY : 2
LANDSCAPE FORMS
P. 269-276-4440
WWW.LANDSCAPEFORMS.COM

NOTE:
ALL FURNISHINGS + FINISHES
PENDING APPROVAL PER FINAL
DEVELOPMENT PLANS

HARDSCAPE



STANDARD CONCRETE PAVING
COLOR / FINISH : NATURAL GREY
LIGHT BROOM FINISH



ACCENT PAVING
DESCRIPTION : ECO PREMIER PAVERS
COLOR / FINISH : GREY BLEND HEP-10, HEP-20
SIZE : 6' x 24"
QUANTITY : 9,990 SF

TECTURA DESIGNS
CONTACT : BRYAN HENNE
P. 412-445-4898
WWW.TECTURADESIGNS.COM



PRE-CAST CONCRETE (SEAT + RETAINING WALLS)
DESCRIPTION : PRE-CAST CONCRETE UNITS
COLOR / FINISH : W31

WAUSAU TILE
CONTACT : BRYAN HENNE
P. 412-445-4898
WWW.WAUSAUTILE.COM



WOOD BENCH/ PLANTER
COLOR / FINISH : THERMALLY MODIFIED ASH
QUANTITY : ±32 LF

LANDSCAPE FORMS
P. 269-276-4440
WWW.LANDSCAPEFORMS.COM

POD Design
100 Northwoods Blvd, Ste A
Columbus, Ohio 43235
p 614.255.3399
poddesign.net



BEAN-ARCHITECTS

TEAM
EMHT
Estate, Mechanical, Hazardous & Tribal, Inc.
Engineers • Surveyors • Planners • Scientists
Project # 1772-5820
emht.com

PREPARED FOR
Daimler Group
1533 Lake Shore Dr. # 100,
Columbus, OH 43204

DAIMLER
Development • Leasing • Construction • Sales

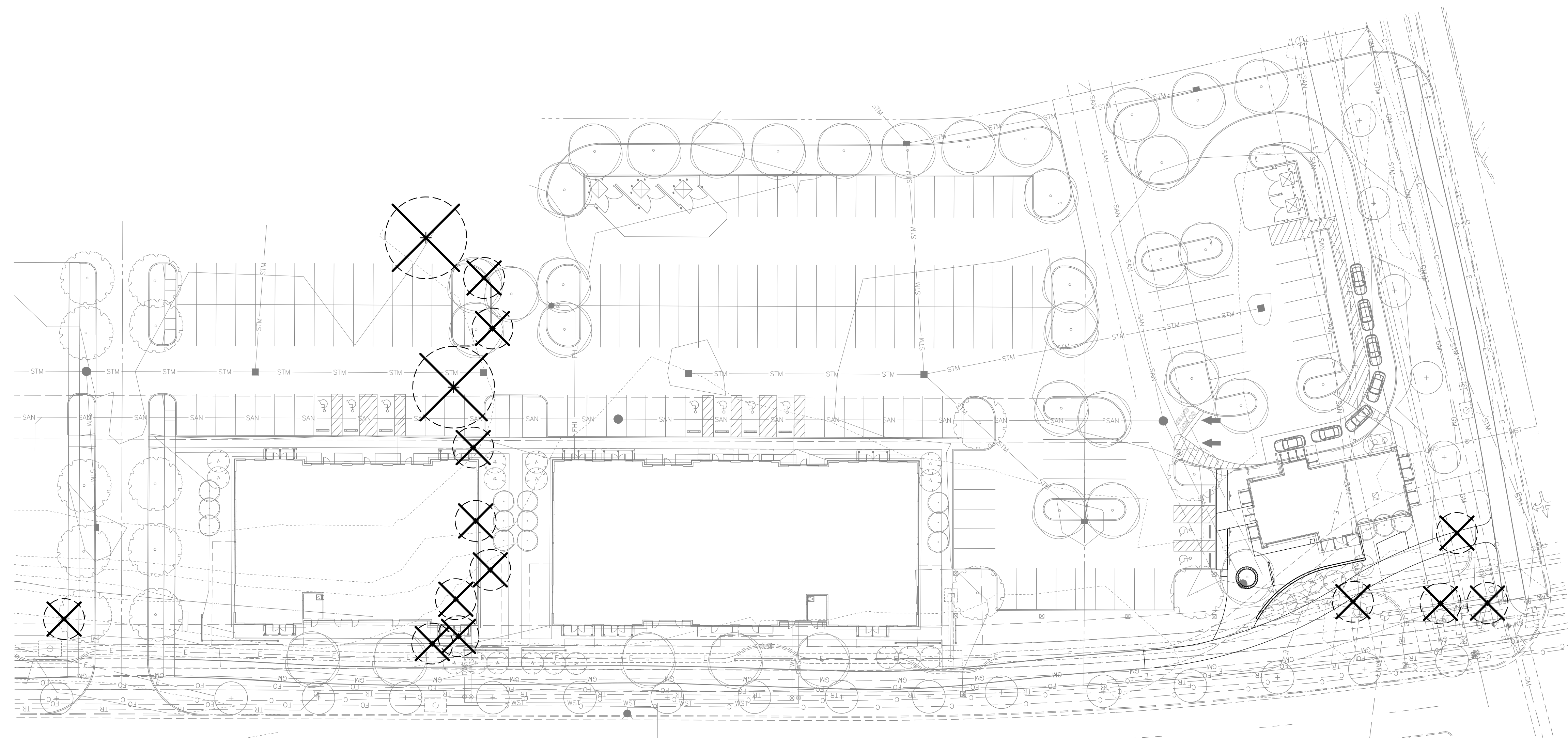
PROJECT NAME
The Corners - Retail
Frantz Road
Dublin, Ohio

PROJECT INFO
Project #: 20190873
By: SK/AC
Date:
05/07/2020

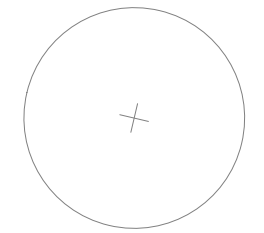
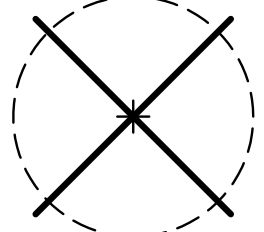

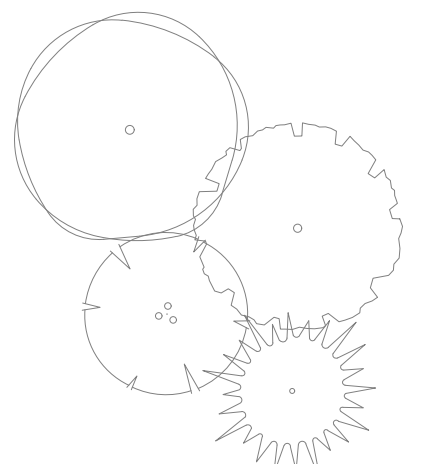
SHEET TITLE
Blazer Pkwy. +
Frantz Rd. Pocket
Park Materials Plan

SHEET NUMBER

12/15



PLANTING LEGEND

-  EXISTING TREE TO REMAIN
-  DECIDUOUS TREES TO BE REMOVED
-  EVERGREEN TREES TO BE REMOVED
-  PROPOSED TREES - SEE SHEET 14-15

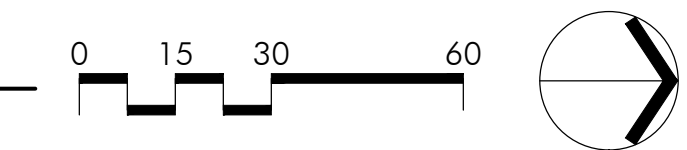
TREE REPLACEMENT REQUIREMENTS:

TOTAL CALIPER INCHES TO BE REMOVED : 107
 (5 TREES UNDER 6" CALIPER, 8 TREES AT/ABOVE 6" CALIPER)

TOTAL CALIPER INCHES TO BE REPLACED : 107

TOTAL CALIPER INCHES PROPOSED : 127

Tree Replacement Plan
 SCALE: 1" = 30'-0"



POD Design
 100 Northwoods Blvd, Ste A
 Columbus, Ohio 43235
 p 614.255.3399
 poddesign.net



-BEAN-
 ARCHITECTS

TEAM
EMHT
 Earth Movement Hazard & Tech, Inc.
 Engineers - Surveyors - Planners - Scientists
 15000 E. Main St., Suite 200
 Columbus, OH 43224
 Phone: 614.772.5620
 emht.com

PREPARED FOR
DAIMLER
 Development • Leasing • Construction • Sales

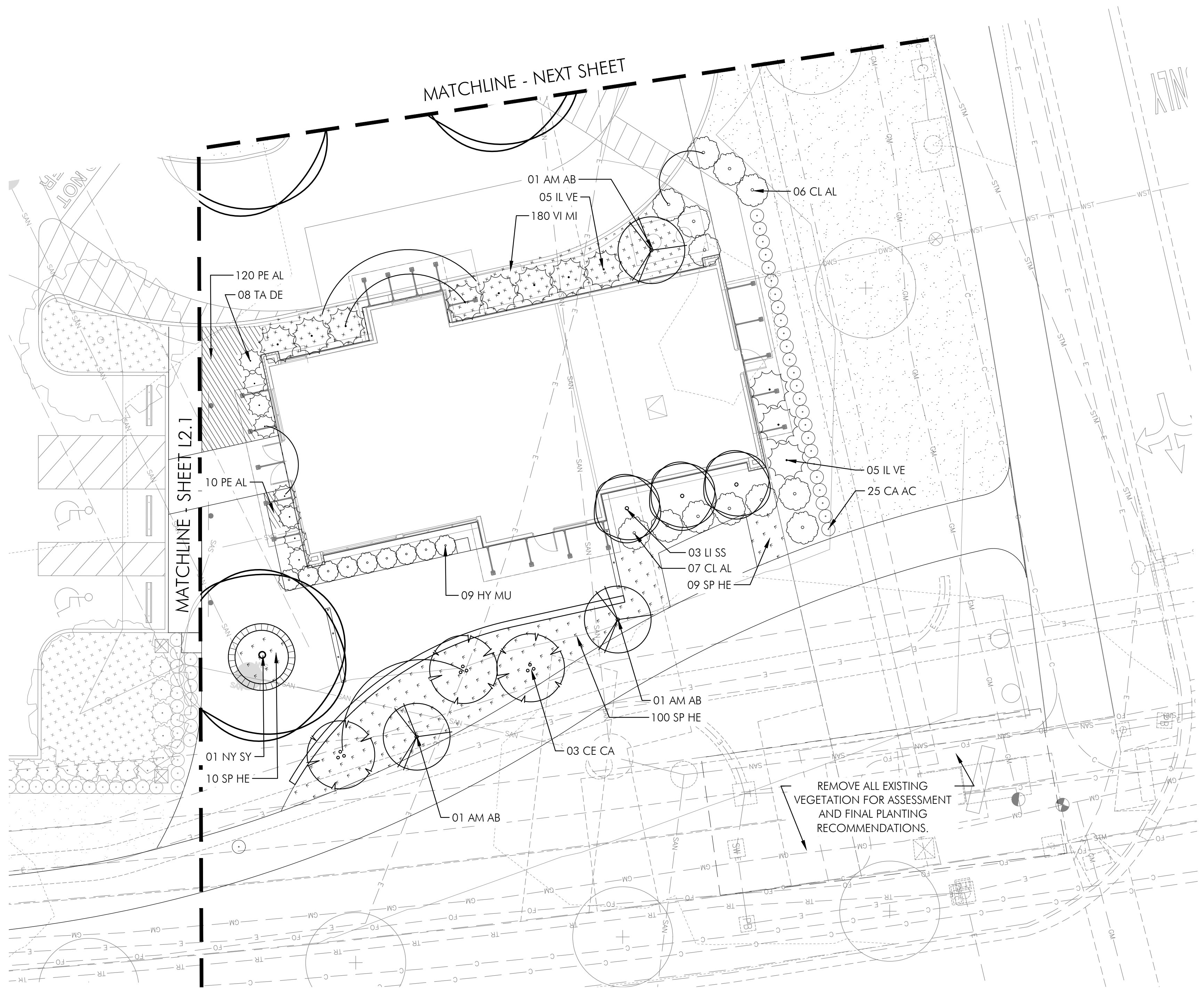
Daimler Group
 1533 Lake Shore Dr. # 100,
 Columbus, OH 43204

PROJECT NAME
The Corners - Retail
 Frantz Road
 Dublin, Ohio

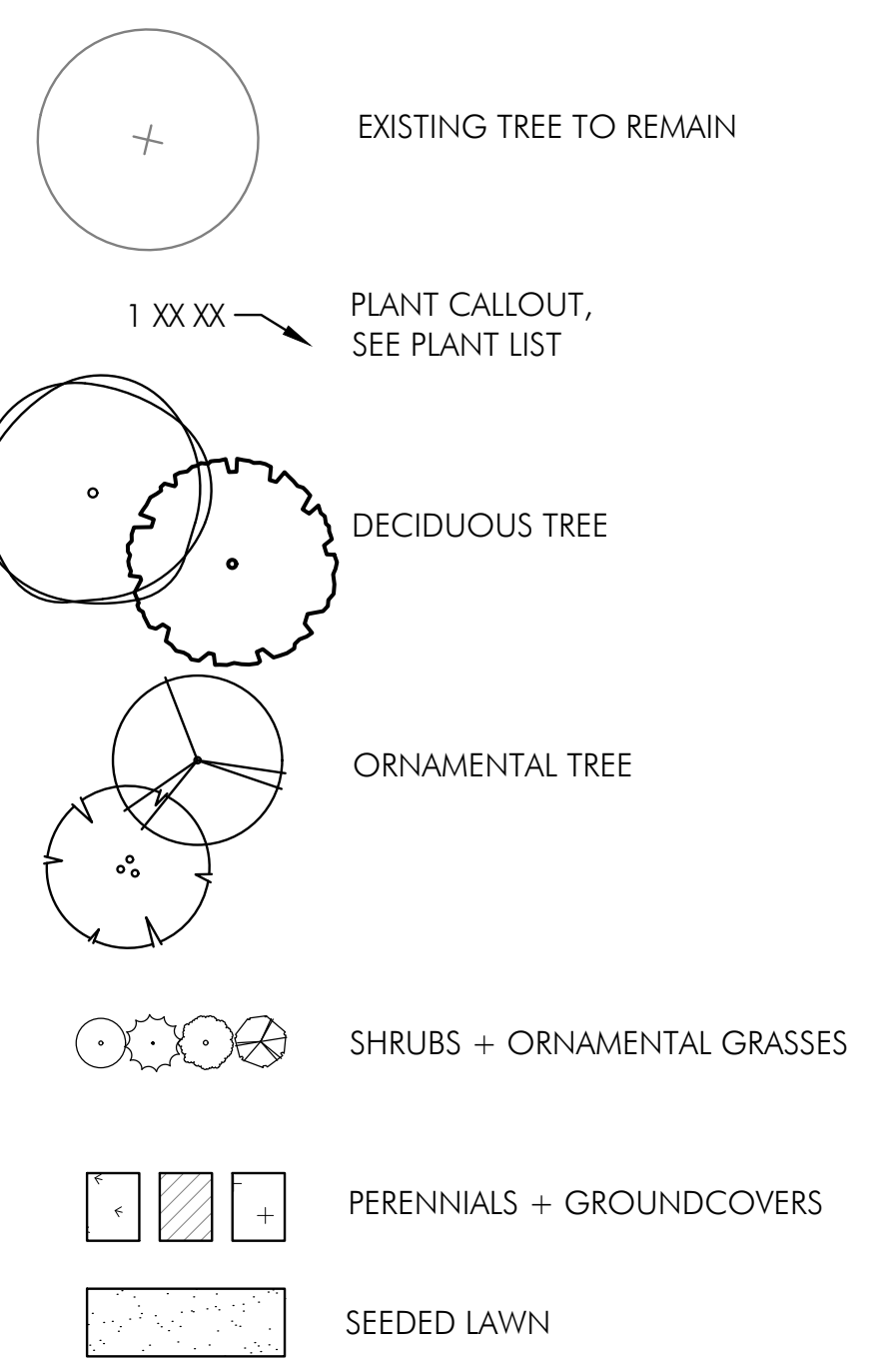
PROJECT INFO
 Project #: 20190873
 By: SK/AC
 Date: 05/07/2020

SHEET TITLE
 Tree Replacement
 Plan

SHEET NUMBER
13/15



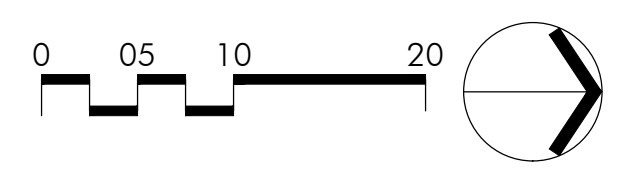
PLANTING LEGEND



PLANT LIST

QTY.	SYMBOL	BOTANICAL & COMMON NAMES	SIZE	COND.	REMARKS
DECIDUOUS TREES					
	BE NI	Betula nigra 'Dura-Heat' Dura Heat River Birch	15' Ht.	B&B	(3)Multi-stem 2" cal./stem
	LI SS	Liquidambar styraciflua 'Slender Silhouette' Slender Silhouette Sweetgum	3" Cal.	B&B	
	NY SY	Nyssa sylvatica Black Gum	2" Cal.	B&B	
ORNAMENTAL TREES					
	AM AB	Amelanchier x grandiflora 'Autumn Brilliance' Apple Serviceberry	10' ht.	B&B	(3)Multi-stem 2" cal./stem
	CE CA	Cercis canadensis Eastern Redbud	10' ht.	B&B	(3)Multi-stem 2" cal./stem
SHRUBS					
	CL AL	Clethera alnifolia 'Hummingbird' Hummingbird Summersweet	24" ht.	#5 cont.	AS SHOWN
	HY MU	Hydrangea quercifolia 'Munchkin' Munchkin Oakleaf Hydrangea	24" ht.	#3 cont.	AS SHOWN
	IL JD	Ilex verticillata 'Jim Dandy' Jim Dandy Winterberry (Male)	24" ht.	#5 cont.	AS SHOWN
	IL VE	Ilex verticillata 'Red Sprite' Red Sprite Winterberry	24" ht.	#5 cont.	AS SHOWN
PERENNIALS/ ORNAMENTAL GRASSES/ GROUNDCOVERS					
	CA AC	Calamagrostis x acutiflora 'Karl Foerster' Feather Reed Grass	Clump	#1 cont.	24" o.c.
	PE AL	Pennisetum alopecuroides 'Little Bunny' Little Bunny Fountain Grass	Clump	#1 cont.	10" o.c.
	SP HE	Sporobolus heterolepis Prairie Dropseed	Clump	#1 cont.	30" o.c.
	VI MI	Vinca minor 'Alba' White Periwinkle	Clump	#1 cont.	18" o.c.


Blazer Pkwy. + Frantz Rd. Pocket Park Planting Plan
SCALE: 1" = 10'-0"



POD Design
100 Northwoods Blvd, Ste A
Columbus, Ohio 43235
p 614.255.3399
pod@design.net



BEAN-ARCHITECTS



PREPARED FOR
DAIMLER
Development • Leasing • Construction • Sales
Daimler Group
1533 Lake Shore Dr. # 100,
Columbus, OH 43204

PROJECT NAME
The Corners - Retail
Frantz Road
Dublin, Ohio

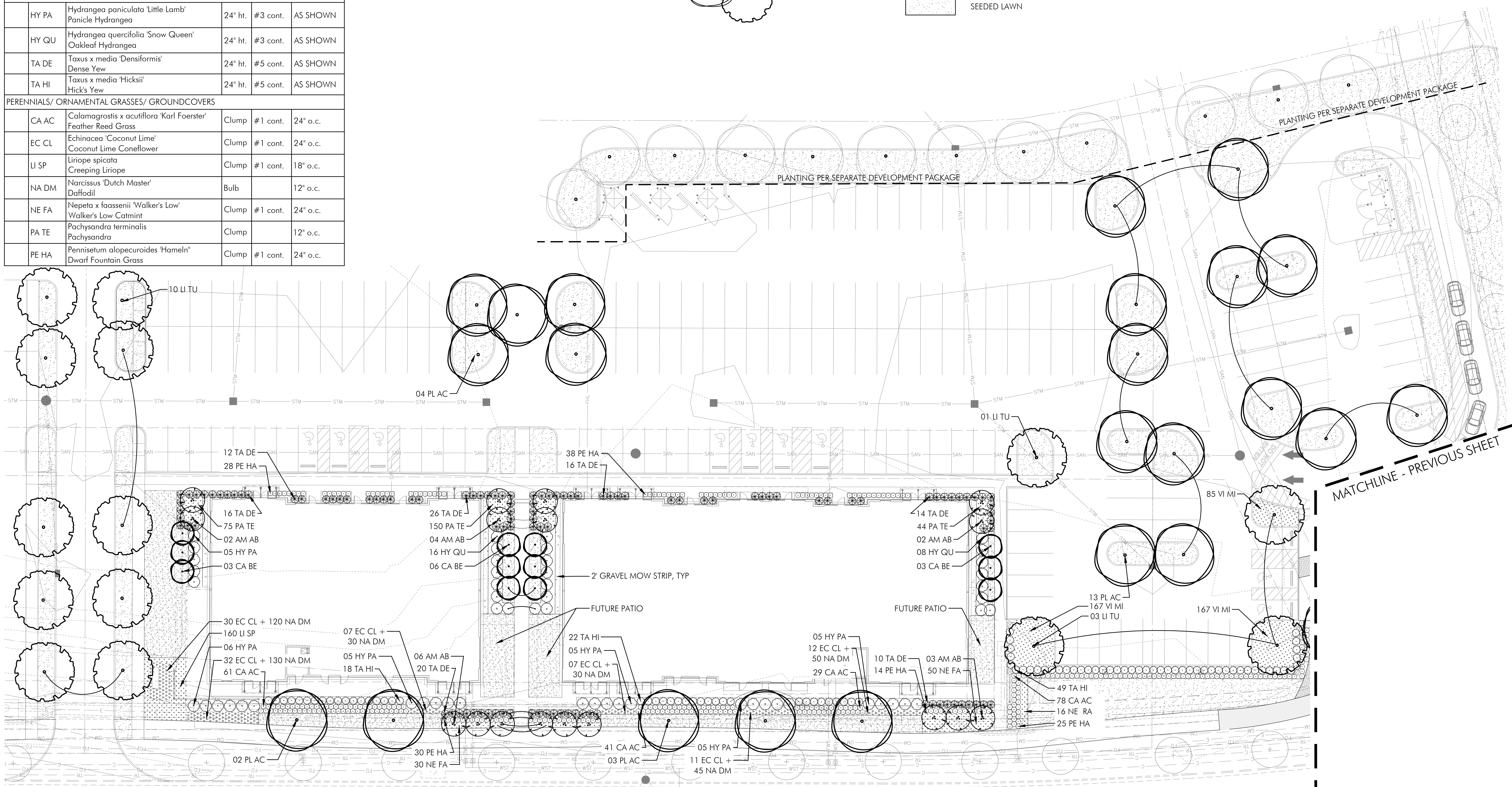
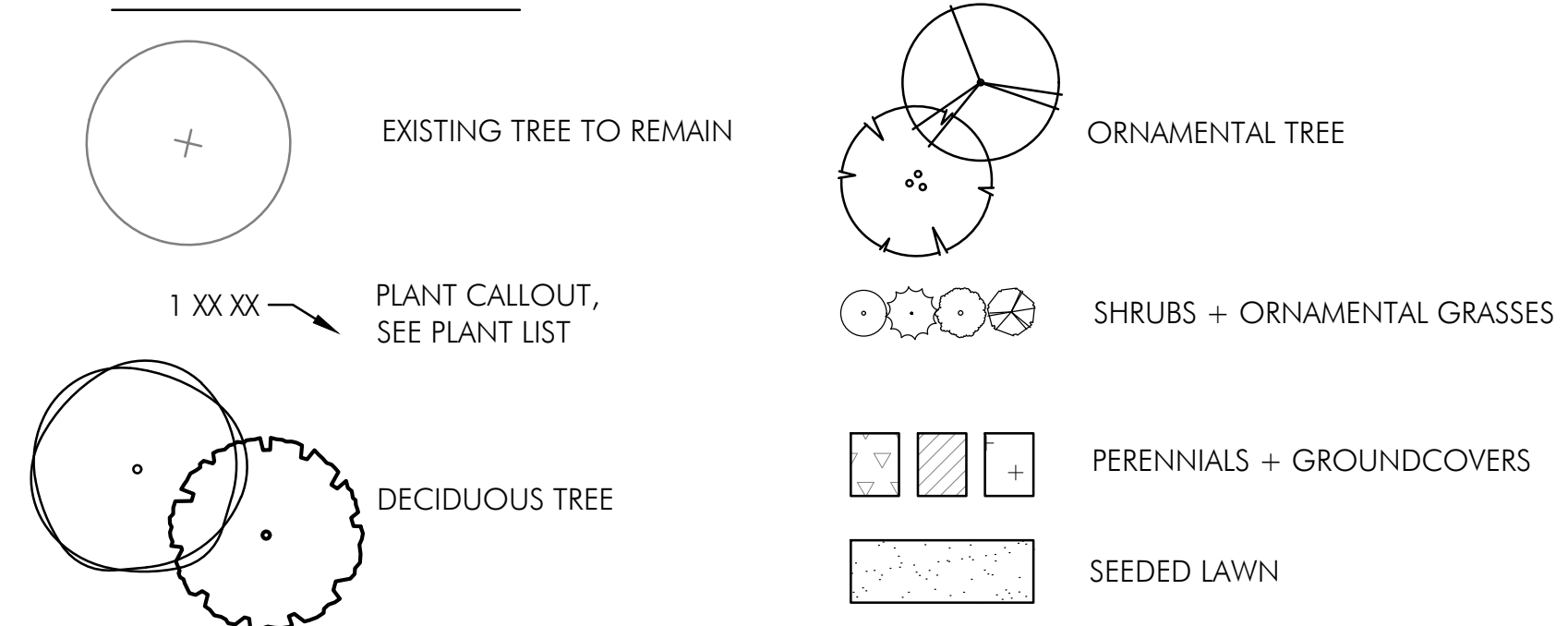
PROJECT INFO
Project #: 20190873
By: SK/AC
Date: 05/07/2020

SHEET TITLE
Blazer Pkwy. +
Frantz Rd. Pocket
Park Planting Plan


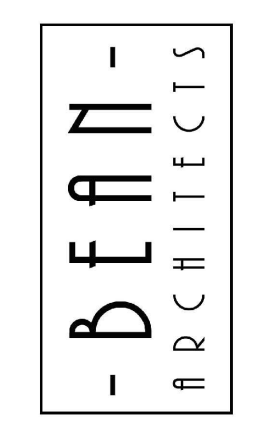
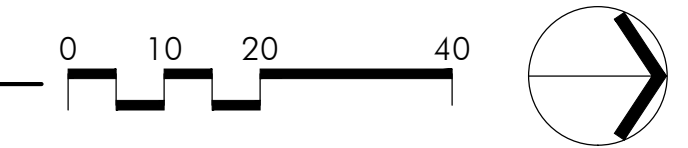
SHEET NUMBER
14/15

QTY.	SYMBOL	BOTANICAL & COMMON NAMES	SIZE	COND.	REMARKS
DECIDUOUS TREES					
	CA BE	Carpinus betulus 'Frans Fontaine' Columnar European Hornbeam	3" Cal.	B&B	AS SHOWN
	LI TU	Liriodendron tulipifera Tulip Tree	3" Cal.	B&B	AS SHOWN
	PL AC	Platanus x acerifolia London Planetree	3" Cal.	B&B	AS SHOWN
ORNAMENTAL TREES					
	AM AB	Amelanchier x grandiflora 'Autumn Brilliance' Apple Serviceberry	10' ht.	B&B	(3)Multi-stem 2" cal./stem
SHRUBS					
	HY PA	Hydrangea paniculata 'Little Lamb' Panicule Hydrangea	24" ht.	#3 cont.	AS SHOWN
	HY QU	Hydrangea quercifolia 'Snow Queen' Oakleaf Hydrangea	24" ht.	#3 cont.	AS SHOWN
	TA DE	Taxus x media 'Densiflora' Dense Yew	24" ht.	#5 cont.	AS SHOWN
	TA HI	Taxus x media 'Hicksii' Hick's Yew	24" ht.	#5 cont.	AS SHOWN
PERENNIALS/ ORNAMENTAL GRASSES/ GROUNDCOVERS					
	CA AC	Calamagrostis x acutiflora 'Karl Foerster' Feather Reed Grass	Clump	#1 cont.	24" o.c.
	EC CL	Echinacea 'Coconut Lime' Coconut Lime Coneflower	Clump	#1 cont.	24" o.c.
	LI SP	Liriope spicata Creeping Liriope	Clump	#1 cont.	18" o.c.
	NA DM	Narcissus 'Dutch Master' Daffodil	Bulb		12" o.c.
	NE FA	Nepeta x faassenii 'Walker's Low' Walker's Low Catmint	Clump	#1 cont.	24" o.c.
	PA TE	Pachysandra terminalis Pachysandra	Clump		12" o.c.
	PE HA	Pennisetum alopecuroides 'Hameln' Dwarf Fountain Grass	Clump	#1 cont.	24" o.c.

PLANTING LEGEND



Frontage Planting Plan
SCALE: 1" = 20'-0"





RSX2 LED Area Luminaire

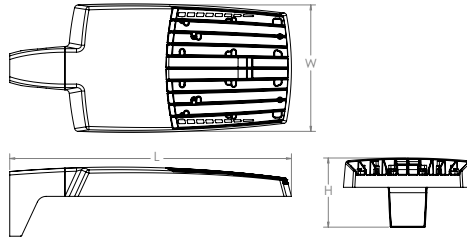


Catalog Number
Notes
Type

Hit the Tab key or mouse over the page to see all interactive elements.

Specifications

EPA (ft²@0°):	0.69 ft ² (0.06 m ²)
Length:	29.3" (74.4 cm) (SPA mount)
Width:	13.4" (34.0 cm)
Height:	3.0" (7.6 cm) Main Body 7.2" (18.3 cm) Arm
Weight (max):	39.0 lbs (17.7 kg)



Introduction

The new RSX LED Area family delivers maximum value by providing significant energy savings, long life and outstanding photometric performance at an affordable price. The RSX2 delivers 11,000 to 31,000 lumens allowing it to replace 250W to 1000W HID luminaires.

The RSX features an integral universal mounting mechanism that allows the luminaire to be mounted on most existing drill hole patterns. This "no-drill" solution provides significant labor savings. An easy-access door on the bottom of mounting arm allows for wiring without opening the electrical compartment. A mast arm adaptor, adjustable integral slipfitter and other mounting configurations are available.

Ordering Information

EXAMPLE: RSX2 LED P6 40K R3 MVOLT SPA DDBXD

RSX2 LED					
Series	Performance Package	Color Temperature	Distribution	Voltage	Mounting
RSX2 LED	P1	30K 3000K	R2 Type 2 Wide	MVOLT (120V-277V) ²	SPA Square pole mounting (3.0" min. SQ pole for 1 at 90°, 3.5" min. SQ pole for 2, 3, 4 at 90°) RPA Round pole mounting (3.2" min. dia. RND pole for 2, 3, 4 at 90°, 3.0" min. dia. RND pole for 1 at 90°, 2 at 180°, 3 at 120°) MA Mast arm adaptor (fits 2-3/8" OD horizontal tenon) IS Adjustable slipfitter (fits 2-3/8" OD tenon) ⁵ WBA Wall bracket ¹ WBASC Wall bracket with surface conduit box AASP Adjustable tilt arm square pole mounting ⁵ AARP Adjustable tilt arm round pole mounting ⁵ AAWB Adjustable tilt arm with wall bracket ⁵ AAWSC Adjustable tilt arm wall bracket and surface conduit box ⁵
	P2	40K 4000K	R3 Type 3 Wide	HVOLT (347V-480V) ³	
	P3	50K 5000K	R3S Type 3 Short	(use specific voltage for options as noted)	
	P4		R4 Type 4 Wide	120 ³ 277 ⁴	
	P5		R4S Type 4 Short	208 ³ 347 ⁴	
	P6		R5 Type 5 Wide ¹	240 ³ 480 ⁴	
			R5S Type 5 Short ¹		
			AFR Automotive Front Row		
			AFRR90 Automotive Front Row Right Rotated		
			AFRL90 Automotive Front Row Left Rotated		

Options	Finish
<p>Shipped Installed</p> <p>HS House-side shield⁶</p> <p>PE Photocontrol, button style^{7,8}</p> <p>PEX Photocontrol external threaded, adjustable^{8,9}</p> <p>PER7 Seven-wire twist-lock receptacle only (no controls)^{8,10,11,12}</p> <p>CE34 Conduit entry 3/4" NPT (Qty 2)</p> <p>SF Single fuse (120, 277, 347)⁴</p> <p>DF Double fuse (208, 240, 480)⁴</p> <p>SPD20KV 20KV Surge pack (10KV standard)</p> <p>FAO Field adjustable output^{8,12}</p> <p>DMG 0-10V dimming extend out back of housing for external control (control ordered separate)^{8,12}</p> <p>DS Dual switching^{8,13}</p>	<p>Shipped Installed</p> <p>*Standalone and Networked Sensors/Controls (factory default settings, see table page 9)</p> <p>NLTAIR2 nLight AIR generation 2^{12,14,15}</p> <p>PIRHN Networked, Bi-Level motion/ambient sensor (for use with NLTAIR2)^{12,15,16}</p> <p>*Note: PIRHN with nLight Air can be used as a standalone dimming sensor with out-of-box settings or as a wireless networked solution. See factory default settings table. Sensor coverage pattern is affected when luminaire is tilted.</p> <p>Shipped Separately (requires some field assembly)</p> <p>EGS External glare shield⁵</p> <p>EGFV External glare full visor (360° around light aperture)⁶</p> <p>BS Bird spikes¹⁷</p>
	<p>DDBXD Dark Bronze</p> <p>DBLXD Black</p> <p>DNAXD Natural Aluminum</p> <p>DWHXD White</p> <p>DBTDXD Textured Dark Bronze</p> <p>DBL BXD Textured Black</p> <p>DNATXD Textured Natural Aluminum</p> <p>DWHGXD Textured White</p>



Ordering Information

Accessories

Ordered and shipped separately.


RSX2HS	RSX2 House side shield (includes 2 shields)
RSX2EGS (FINISH) U	External glare shield (specify finish)
RSX2HSAFRR (FINISH) U	RSX2 House side shields for AFR rotated optics (includes 2 shields)
RSX2EGFV (FINISH) U	External glare full visor (specify finish)
RSXRPA (FINISH) U	RSX Universal round pole adaptor plate (specify finish)
RSXWBA (FINISH) U	RSX WBA wall bracket (specify finish) ¹
RSXSBCB (FINISH) U	RSX Surface conduit box (specify finish, for use with WBA, WBA not included)
DL127F 1.5 JU	Photocell -SSL twist-lock (120-277V) ¹⁸
DLL347F 1.5 CULJU	Photocell -SSL twist-lock (347V) ¹⁸
DLL480F 1.5 CULJU	Photocell -SSL twist-lock (480V) ¹⁸
DSHORT SBK U	Shorting cap ¹⁸

NOTES

- Any Type 5 distribution, is not available with WBA.
- MVOLT driver operates on any line voltage from 120-277V (50/60 Hz).
- HVOLT driver operates on any line voltage from 347-480V (50/60 Hz).
- Single fuse (SF) requires 120V, 277V or 347V. Double fuse (DF) requires 208V, 240V or 480V.
- Maximum tilt is 90° above horizontal.
- It may be ordered as an accessory.
- Requires MVOLT or 347V.
- Not available in combination with other light sensing control options (following options cannot be combined: PE, PEX, PER7, FAO, DMG, DS, PIRHN).
- Requires 120V, 208V, 240V, 277V or 347V.
- Twistlock photocell ordered and shipped as a separate line item from Acuity Brands Controls. See accessories. Shorting Cap included. Dimming leads capped for future use.

- For units with option PER7, the mounting must be restricted to +/- 45° from horizontal aim per ANSI C136.10-2010.
- Two or more of the following options cannot be combined including DMG, DS, PER7, FAO and PIRHN.
- DS only available on performance package P4, P5 and P6.
- Must be ordered with PIRHN.
- Requires MVOLT or HVOLT.
- Must be ordered with NLTAIR2. For additional information on PIRHN visit [here](#).
- Must be ordered with fixture for factory pre-drilling.
- Requires luminaire to be specified with PER7 option. Ordered and shipped as a separate line item from Acuity Brands Controls.

External Shields



House Side Shield



External Glare Shield

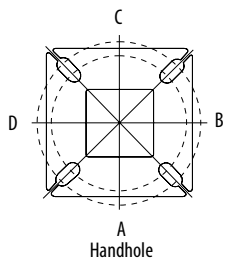


External 360 Full Visor

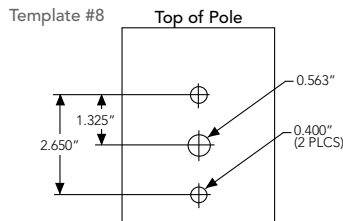
Pole/Mounting Information

Accessories including bullhorns, cross arms and other adapters are available under the accessories tab at Lithonia's Outdoor Poles and Arms product page. Click here to visit [Accessories](#).

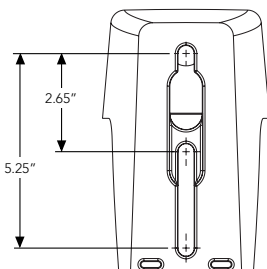
HANDHOLE ORIENTATION



RSX POLE DRILLING



RSX STANDARD ARM & ADJUSTABLE ARM



Round Tenon Mount - Pole Top Slipfitters

Tenon O.D.	RSX Mounting	Single	2 at 180°	2 at 90°	3 at 120°	3 at 90°	4 at 90°
2 - 3/8"	RPA, AARP	AS3-5 190	AS3-5 280	AS3-5 290	AS3-5 320	AS3-5 390	AS3-5 490
2 - 7/8"	RPA, AARP	AST25-190	AST25-280	AST25-290	AST25-320	AST25-390	AST25-490
4"	RPA, AARP	AST35-190	AST35-280	AST35-290	AST35-320	AST35-390	AST35-490

Drill/Side Location by Configuration Type

Drilling Template	Mounting Option	Single	2 @ 180	2 @ 90	3 @ 120	3 @ 90	4 @ 90
	Head Location	Side B	Side B & D	Side B & C	Round Pole Only	Side B, C & D	Side A, B, C & D
#8	Drill Nomenclature	DM19AS	DM28AS	DM29AS	DM32AS	DM39AS	DM49AS

RSX2 - Luminaire EPA

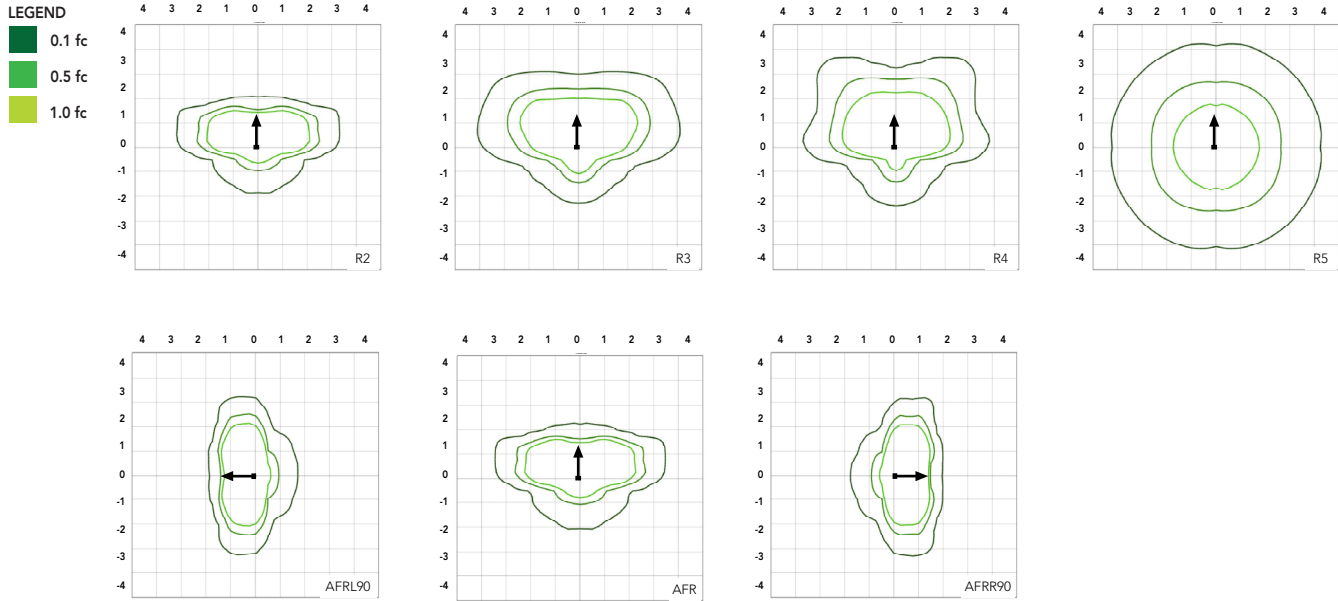
*Includes luminaire and integral mounting arm. Other tenons, arms, brackets or other accessories are not included in this EPA data.

Fixture Quantity & Mounting Configuration	Single	2 @ 90	2 @ 180	3 @ 90	3 @ 120	4 @ 90	2 Side by Side	3 Side by Side	4 Side by Side
SPA - Square Pole Adaptor	0.69	1.22	1.27	1.8	1.61	2.39	1.37	2.06	2.74
RPA - Round Pole Adaptor	0.74	1.27	1.37	1.9	1.71	2.49	1.42	2.16	2.84
MA - Mast Arm Adaptor	0.61	1.14	1.11	1.64	1.45	2.23	1.29	1.9	2.58
IS - Integral Slipfitter	0.69	1.22	1.27	1.8	1.61	2.39	1.37	2.06	2.74
AASP/AARP - Adjustable Arm Square/Round Pole	0.53	1.06	1.05	1.58	1.37	2.08	1.06	1.59	2.12
	0.52	1.02	1.03	1.52	1.33	2.02	1.03	1.55	2.07
	0.64	1.11	1.18	1.63	1.45	2.21	1.27	1.91	2.54
	0.81	1.21	1.35	1.74	1.65	2.39	1.62	2.43	3.23
	0.91	1.25	1.5	1.81	1.75	2.48	1.82	2.73	3.64
	1.34	1.83	2.17	2.61	2.56	3.62	2.68	4.02	5.36
	2.2	2.97	3.57	4.24	4.17	5.89	4.41	6.61	8.82
	2.86	4.13	4.7	5.89	5.71	8.21	5.71	8.57	11.42
	3.4	5.13	5.67	7.34	7.09	10.21	6.79	10.19	13.59
	3.85	5.96	6.55	8.58	8.31	11.88	7.70	11.56	15.41

Photometric Diagrams

To see complete photometric reports or download .ies files for this product, visit Lithonia Lighting's RSX Area homepage.

Isofootcandle plots for the RSX2 LED P6 40K. Distances are in units of mounting height (30').



Performance Data

Lumen Ambient Temperature (LAT) Multipliers

Use these factors to determine relative lumen output for average ambient temperatures from 0-50°C (32-122°F).

Ambient	Ambient	Lumen Multiplier
0°C	32°F	1.05
5°C	41°F	1.04
10°C	50°F	1.03
15°C	59°F	1.02
20°C	68°F	1.01
25°C	77°F	1.00
30°C	86°F	0.99
35°C	95°F	0.98
40°C	104°F	0.97
45°C	113°F	0.96
50°C	122°F	0.95

Electrical Load

Performance Package	System Watts (W)	Current (A)					
		120V	208V	240V	277V	347V	480V
P1	71W	0.59	0.34	0.30	0.26	0.20	0.15
P2	111W	0.93	0.53	0.46	0.40	0.32	0.23
P3	147W	1.23	0.70	0.61	0.53	0.42	0.31
P4	187W	1.55	0.90	0.78	0.68	0.53	0.38
P5	210W	1.75	1.01	0.87	0.76	0.60	0.44
P6	244W	2.03	1.17	1.01	0.88	0.70	0.51

Projected LED Lumen Maintenance

Operating Hours	50,000	75,000	100,000
Lumen Maintenance Factor	>0.97	>0.95	>0.92

Values calculated according to IESNA TM-21-11 methodology and valid up to 40°C.



COMMERCIAL OUTDOOR

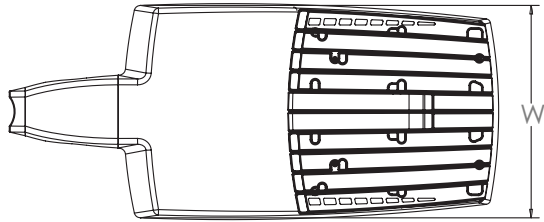
Lumen Output

Lumen values are from photometric tests performed in accordance with IESNA LM-79-08. Data is considered to be representative of the configurations shown, within the tolerances allowed by Lighting Facts. Contact factory for performance data on any configurations not shown here.

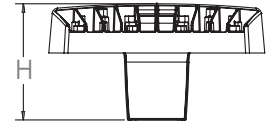
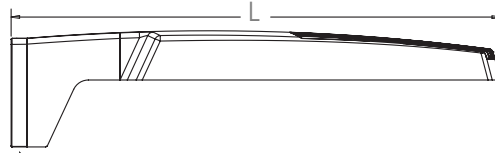
Performance Package	System Watts	Distribution Type	30K (3000K, 70 CRI)					40K (4000K, 70 CRI)					50K (5000K, 70 CRI)				
			Lumens	B	U	G	LPW	Lumens	B	U	G	LPW	Lumens	B	U	G	LPW
P1	71W	R2	10,040	2	0	1	139	11,031	2	0	1	153	11,031	2	0	1	153
		R3	10,005	2	0	2	141	10,992	2	0	2	155	10,992	2	0	2	155
		R3S	10,271	2	0	2	143	11,285	2	0	2	157	11,285	2	0	2	157
		R4	10,136	2	0	2	143	11,136	2	0	2	157	11,136	2	0	2	157
		R4S	9,779	2	0	2	138	10,744	2	0	2	151	10,744	2	0	2	151
		R5	10,271	4	0	2	145	11,285	4	0	2	159	11,285	4	0	2	159
		R5S	10,544	3	0	1	149	11,585	3	0	2	163	11,585	3	0	2	163
		AFR	10,026	2	0	1	141	11,016	2	0	1	155	11,016	2	0	1	155
		AFRR90	10,122	3	0	2	140	11,121	3	0	2	154	11,121	3	0	2	154
		AFRL90	10,164	3	0	2	141	11,167	3	0	2	155	11,167	3	0	2	155
P2	111W	R2	15,712	2	0	2	138	17,263	2	0	2	151	17,263	2	0	2	151
		R3	15,657	2	0	3	141	17,202	3	0	3	155	17,202	3	0	3	155
		R3S	16,075	2	0	2	141	17,661	2	0	2	155	17,661	2	0	2	155
		R4	15,862	2	0	3	143	17,427	2	0	3	157	17,427	2	0	3	157
		R4S	15,304	2	0	2	138	16,815	2	0	2	151	16,815	2	0	2	151
		R5	16,075	4	0	2	145	17,661	5	0	3	159	17,661	5	0	3	159
		R5S	16,502	4	0	2	149	18,130	4	0	2	163	18,130	4	0	2	163
		AFR	15,691	2	0	2	141	17,240	2	0	2	155	17,240	2	0	2	155
		AFRR90	15,841	3	0	3	139	17,404	4	0	3	153	17,404	4	0	3	153
		AFRL90	15,907	3	0	3	139	17,477	4	0	3	153	17,477	4	0	3	153
P3	147W	R2	19,855	3	0	2	132	21,814	3	0	2	145	21,814	3	0	2	145
		R3	19,785	3	0	3	135	21,737	3	0	4	148	21,737	3	0	4	148
		R3S	20,312	3	0	3	135	22,317	3	0	3	149	22,317	3	0	3	149
		R4	20,044	3	0	3	136	22,022	3	0	4	150	22,022	3	0	4	150
		R4S	19,339	3	0	3	132	21,247	3	0	3	145	21,247	3	0	3	145
		R5	20,313	5	0	3	138	22,317	5	0	3	152	22,317	5	0	3	152
		R5S	20,852	4	0	2	142	22,910	4	0	2	156	22,910	4	0	2	156
		AFR	19,828	3	0	2	135	21,785	3	0	2	148	21,785	3	0	2	148
		AFRR90	20,017	4	0	3	133	21,992	4	0	3	147	21,992	4	0	3	147
		AFRL90	20,101	4	0	3	134	22,084	4	0	3	147	22,084	4	0	3	147
P4	187W	R2	22,836	3	0	2	120	25,090	3	0	2	132	25,090	3	0	2	132
		R3	22,756	3	0	4	122	25,002	3	0	4	134	25,002	3	0	4	134
		R3S	23,363	3	0	3	123	25,668	3	0	3	135	25,668	3	0	3	135
		R4	23,054	3	0	4	123	25,329	3	0	4	135	25,329	3	0	4	135
		R4S	22,243	3	0	3	119	25,059	3	0	3	134	25,059	3	0	3	134
		R5	23,363	5	0	3	125	25,669	5	0	4	137	25,669	5	0	4	137
		R5S	23,983	4	0	2	128	26,350	4	0	2	141	26,350	4	0	2	141
		AFR	22,806	3	0	2	122	25,056	3	0	2	134	25,056	3	0	2	134
		AFRR90	23,023	4	0	3	121	25,295	4	0	3	133	25,295	4	0	3	133
		AFRL90	23,120	4	0	3	122	25,401	4	0	3	134	25,401	4	0	3	134
P5	210W	R2	26,141	3	0	2	122	28,721	3	0	2	135	28,721	3	0	2	135
		R3	26,049	3	0	4	124	28,620	3	0	4	136	28,620	3	0	4	136
		R3S	26,744	3	0	3	125	29,383	3	0	4	138	29,383	3	0	4	138
		R4	26,390	3	0	4	126	28,994	3	0	4	138	28,994	3	0	4	138
		R4S	25,462	3	0	3	121	27,974	3	0	3	133	27,974	3	0	3	133
		R5	26,744	5	0	4	127	29,383	5	0	4	140	29,383	5	0	4	140
		R5S	27,454	4	0	2	131	30,163	4	0	2	144	30,163	4	0	2	144
		AFR	26,106	3	0	2	124	28,682	3	0	2	137	28,682	3	0	2	137
		AFRR90	26,354	4	0	3	123	28,955	5	0	3	136	28,955	5	0	3	136
		AFRL90	26,465	4	0	3	124	29,077	5	0	3	136	29,077	5	0	3	136
P6	244W	R2	27,646	3	0	2	112	30,374	3	0	2	123	30,374	3	0	2	123
		R3	27,549	3	0	4	113	30,267	3	0	4	124	30,267	3	0	4	124
		R3S	28,283	3	0	3	115	31,075	3	0	4	126	31,075	3	0	4	126
		R4	27,909	3	0	4	114	30,663	3	0	4	126	30,663	3	0	4	126
		R4S	26,928	3	0	3	110	29,585	3	0	3	121	29,585	3	0	3	121
		R5	28,284	5	0	4	116	31,075	5	0	4	127	31,075	5	0	4	127
		R5S	29,035	4	0	2	119	31,900	5	0	3	131	31,900	5	0	3	131
		AFR	27,608	3	0	2	112	30,332	3	0	2	123	30,332	3	0	2	123
		AFRR90	27,872	4	0	3	113	30,622	5	0	3	124	30,622	5	0	3	124
		AFRL90	27,989	4	0	3	113	30,751	5	0	3	125	30,751	5	0	3	125

Dimensions

RSX2 with Round Pole Adapter (RPA)



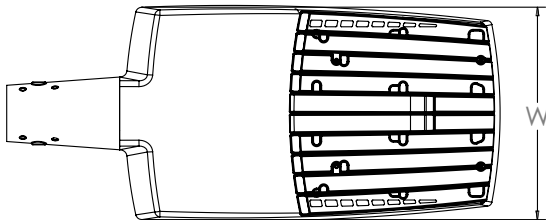
Length: 30.3" (77.0 cm)
 Width: 13.4" (34.0 cm)
 Height: 3.0" (7.6 cm) Main Body
 7.2" (18.3 cm) Arm



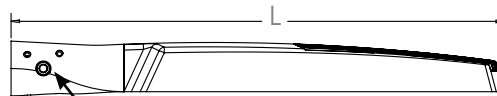
Note: RPA — Round Pole mount can also be used to mount on square poles by omitting the round pole adapter plate shown here.



RSX2 with Mast Arm Adapter (MA)



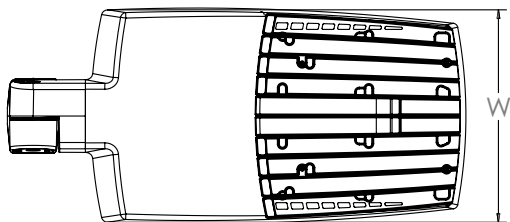
Length: 30.6" (77.7 cm)
 Width: 13.4" (34.0 cm)
 Height: 3.0" (7.6 cm) Main Body
 3.5" (8.9 cm) Arm



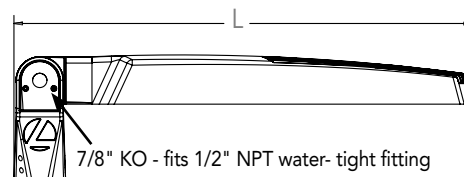
7/16" locking thru bolt/nut provided



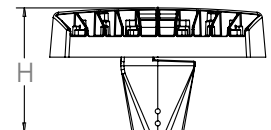
RSX2 with Adjustable Slipfitter (IS)



Length: 28.3" (71.9 cm)
 Width: 13.4" (34.0 cm)
 Height: 3.0" (7.6 cm) Main Body
 7.6" (19.3 cm) Arm

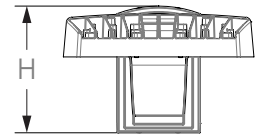
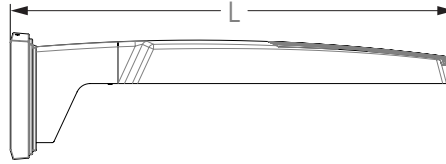
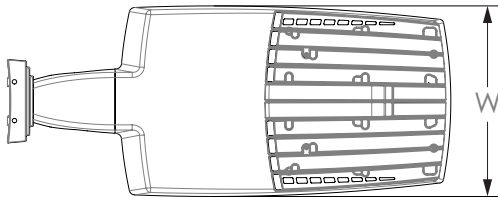


7/8" KO - fits 1/2" NPT water-tight fitting



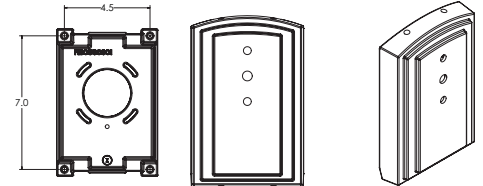
Dimensions

RSX2 with Wall Bracket (WBA)

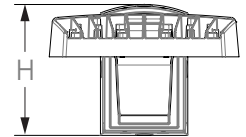
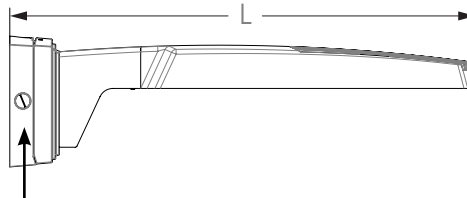
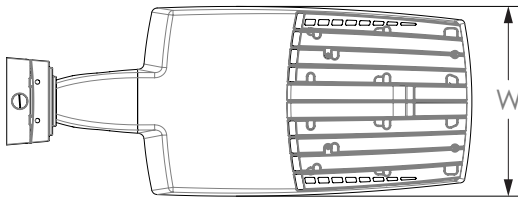


Length: 31.2" (79.2 cm)
 Width: 13.4" (41.7 cm)
 Height: 3.0" (7.6 cm) Main Body
 8.9" (22.6 cm) Arm

Wall Bracket (WBA) Mounting Detail



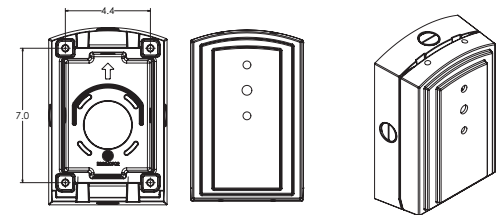
RSX2 with Wall Bracket with Surface Conduit Box (WBASC)



3/4" NPT taps with plugs - Qty (4) provided

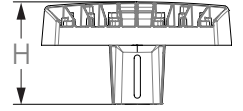
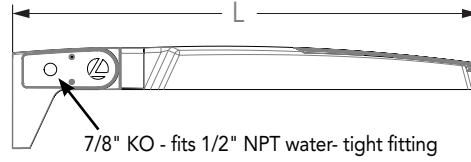
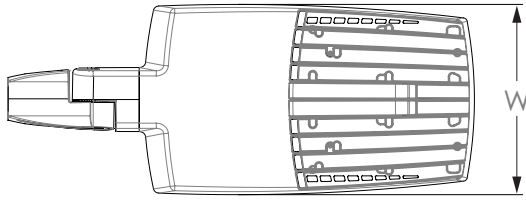
Length: 32.8" (83.3 cm)
 Width: 13.4" (41.7 cm)
 Height: 3.0" (7.6 cm) Main Body
 9.2" (23.4 cm) Arm

Surface Conduit Box (SCB) Mounting Detail




Dimensions

RSX2 with Adjustable Tilt Arm - Square or Round Pole (AASP or AARP)



Length: 32.8" (83.3 cm) **AASP**
 33.8" (85.9 cm) **AARP**
 Width: 13.4" (34.0 cm)
 Height: 3.0" (7.6 cm) Main Body
 7.2" (18.2 cm) Arm



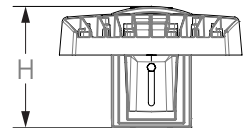
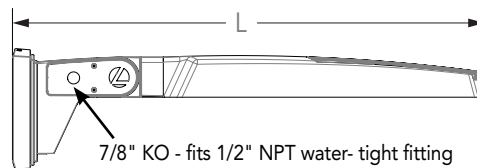
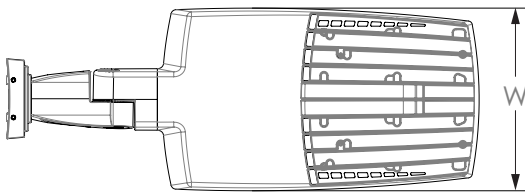
NOTE:
 RPA - Round Pole mount can also be used to mount on square poles by omitting the round pole adapter plate shown here.

Notes

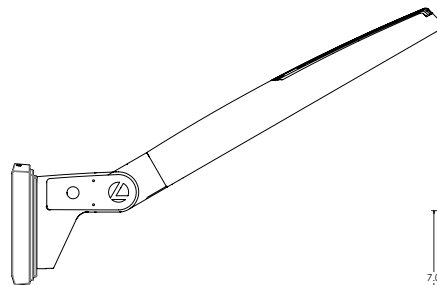
AASP: Requires 3.0" min. square pole for 1 at 90°. Requires 3.5" min. square pole for mounting 2, 3, 4 at 90°.

AARP: Requires 3.2" min. dia. round pole for 2, 3, 4 at 90°. Requires 3.0" min. dia. round pole for mounting 1 at 90°, 2 at 180°, 3 at 120°.

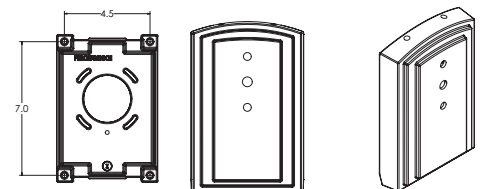
RSX2 with Adjustable Tilt Arm with Wall Bracket (AAWB)



Length: 34.7" (88.0 cm)
 Width: 13.4" (34.0 cm)
 Height: 3.0" (7.6 cm) Main Body
 8.9" (22.6 cm) Arm

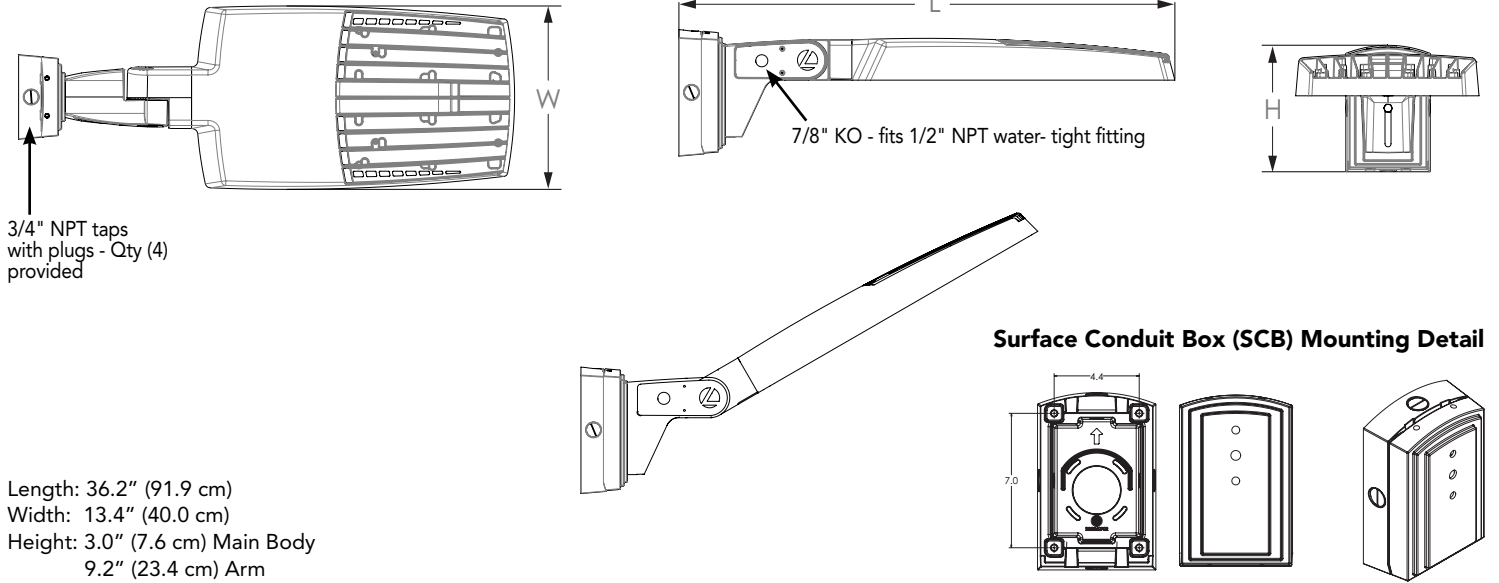


Wall Bracket (WBA) Mounting Detail

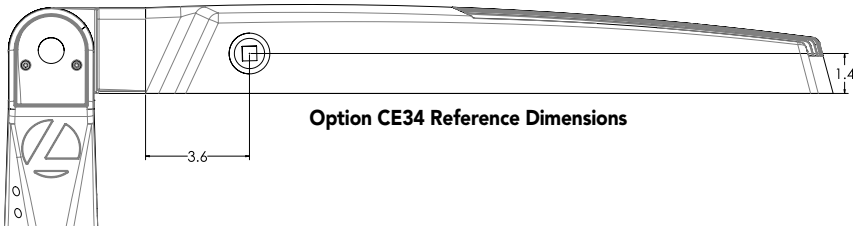


Dimensions

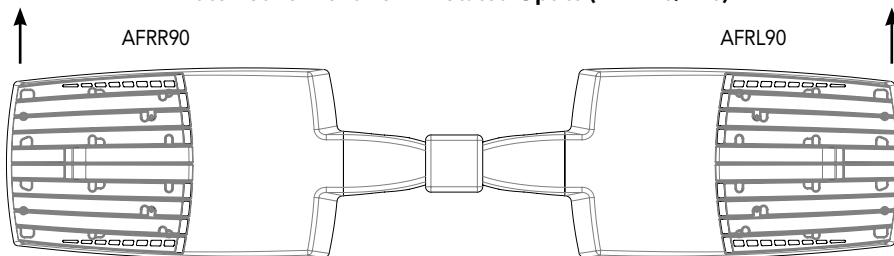
RSX2 with Adjustable Tilt Arm with Wall Bracket and Surface Conduit Box (AAWSC)



Additional Reference Drawings

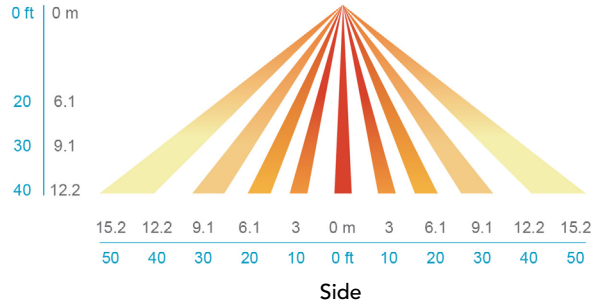
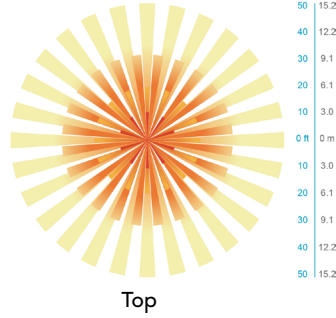
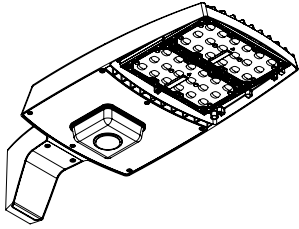


Automotive Front Row - Rotated Optics (AFRR90/R90)



PIRHN nLight Sensor Coverage Pattern

nLight PIRHN



Motion Sensor Default Settings - Option PIRHN						
Option	Dimmed State (unoccupied)	High Level (when occupied)	Photocell Operation	Dwell Time (occupancy time delay)	Ramp-up Time (from unoccupied to occupied)	Ramp-down Time (from occupied to unoccupied)
PIRHN	Approx. 30% Output	100% Output	Enabled @ 1.5FC	7.5 minutes	3 seconds	5 minutes

*Note: PIRHN default settings including photocell set-point, high/low dim rates, and occupancy sensor time delay are all configurable using the Clarity Pro App.

FEATURES & SPECIFICATIONS

INTENDED USE

The RSX LED area family is designed to provide a long-lasting, energy-efficient solution for the one-for-one replacement of existing metal halide or high pressure sodium lighting. The RSX2 delivers 11,000 to 31,000 lumens and is ideal for replacing 250W to 1000W HID pole-mounted luminaires in parking lots and other area lighting applications.

CONSTRUCTION AND DESIGN

The RSX LED area luminaire features a rugged die-cast aluminum main body that uses heat-dissipating fins and flow-through venting to provide optimal thermal management that both enhances LED performance and extends component life. Integral "no drill" mounting arm allows the luminaire to be mounted on existing pole drillings, greatly reducing installation labor. The light engines and housing are sealed against moisture and environmental contaminants to IP66. The low-profile design results in a low EPA, allowing pole optimization. Vibration rated per ANSI C136.31: 3G Mountings: SPA, RPA, MA, IS, AASP, AARP rated for 3G vibration. 1.5G Mountings: WBA, WBASC, AAWB and AAWSC rated for 1.5G vibration.

FINISH

Exterior parts are protected by a zinc-infused Super Durable TGIC thermoset powder coat finish that provides superior resistance to corrosion and weathering. A tightly controlled multi-stage process ensures superior adhesion as well as a minimum finish thickness of 3 mils. The result is a high-quality finish that is warranted not to crack or peel.

OPTICS

Precision acrylic refractive lenses are engineered for superior application efficiency, distributing the light to where it is needed most. Available in short and wide pattern distributions including Type 2, Type 3, Type 3S, Type 4, Type 5, Type 5S, AFR (Automotive Front Row) and AFR rotated AFRR90 and ARFL90.

ELECTRICAL

Light engine(s) configurations consist of high-efficacy LEDs mounted on metal-core circuit boards and aluminum heat sinks to maximize heat dissipation. Light engines are IP66 rated. LED lumen maintenance is >L92/100,000 hours. CCT's of 3000K, 4000K and 5000K (minimum 70 CRI) are available. Class 1 electronic drivers ensure system power factor >90% and THD <20%. Easily serviceable 10kV surge protection device meets a minimum Category C Low operation (per ANSI/IEEE C62.41.2).

STANDARD CONTROLS

The RSX LED area luminaire has a wide assortment of control options. Dusk to dawn controls include MVOLT and 347V button-type photocells and NEMA twist-lock photocell receptacles.

nLIGHT AIR CONTROLS

The RSX LED area luminaire is also available with nLight® AIR for the ultimate in wireless control. This powerful controls platform provides out-of-the-box basic motion sensing with photocontrol functionality and is suitable for mounting heights up to 40 feet. No commissioning is required when using factory default settings that provide basic stand-alone motion occupancy dimming that is switched on and off with a built-in photocell. See chart above for motion sensor default out-of-box settings. For more advanced wireless functionality, such as group dimming, nLight AIR can be commissioned using a smartphone and the easy-to-use CLAIRITY app. nLight AIR equipped luminaires can be grouped, resulting in motion sensor and photocell group response without the need for additional equipment. Scheduled dimming with motion sensor over-ride can be achieved when used with the nLight Eclipse. Additional information about nLight Air can be found [here](#).

INSTALLATION

Integral "no-drill" mounting arm allows for fast, easy mounting using existing pole drillings. Select the "SPA" option for square poles and the "RPA" option to mount to round poles. Note, the RPA mount can also be used for mounting to square poles by omitting the RPA adapter plate. Select the "MA" option to attach the luminaire to a 2 3/8" horizontal mast arm or the "IS" option for an adjustable slipfitter that mounts on a 2 3/8" OD tenon. The adjustable slipfitter has an integral junction box and offers easy installation. Can be tilted up to 90° above horizontal. Additional mountings are available including a wall bracket, adjustable tilt arm for direct-to-pole and wall and a surface conduit box for wall mount applications.

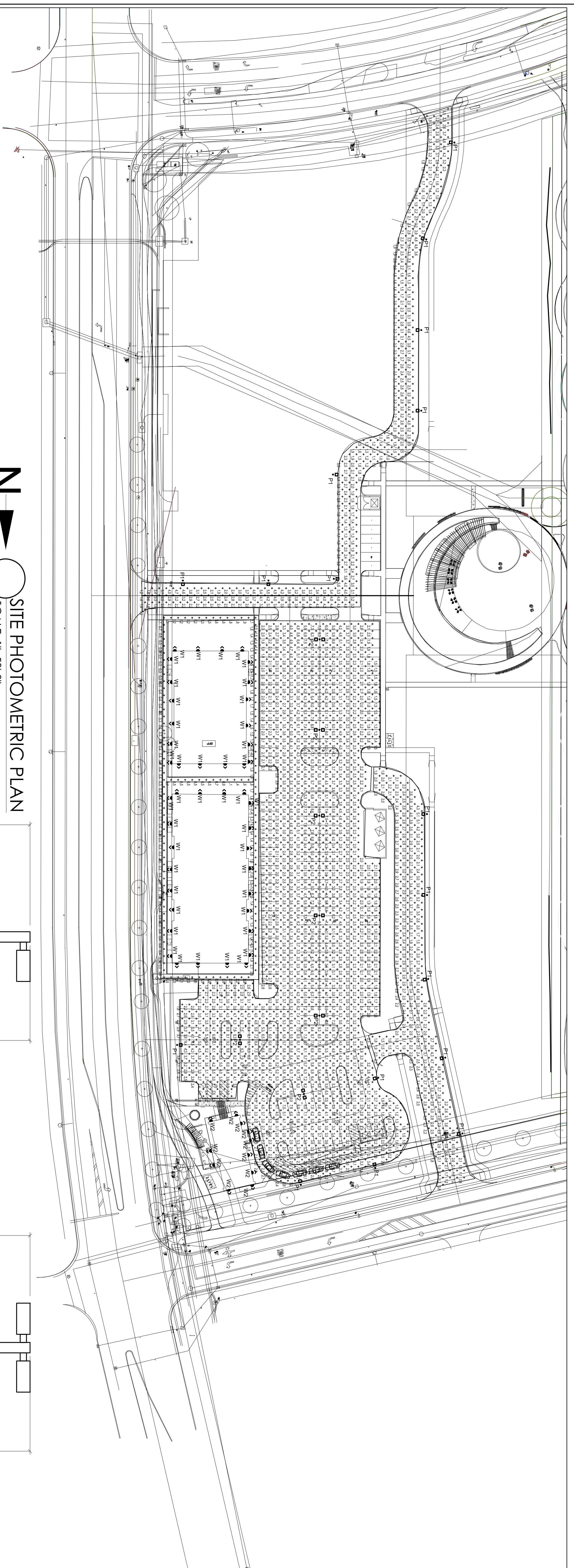
LISTINGS

CSA Certified to meet U.S. and Canadian standards. Suitable for wet locations. Rated for -40°C minimum ambient. DesignLights Consortium® (DLC) Premium qualified product and DLC qualified product. Not all versions of this product may be DLC Premium qualified or DLC qualified. Please check the DLC Qualified Products List at www.designlights.org/QPL to confirm which versions are qualified.

WARRANTY

5-year limited warranty. Complete warranty terms located at: www.acuitybrands.com/support/customer-support/terms-and-conditions

Note: Actual performance may differ as a result of end-user environment and application. All values are design or typical values, measured under laboratory conditions at 25 °C. Specifications subject to change without notice.

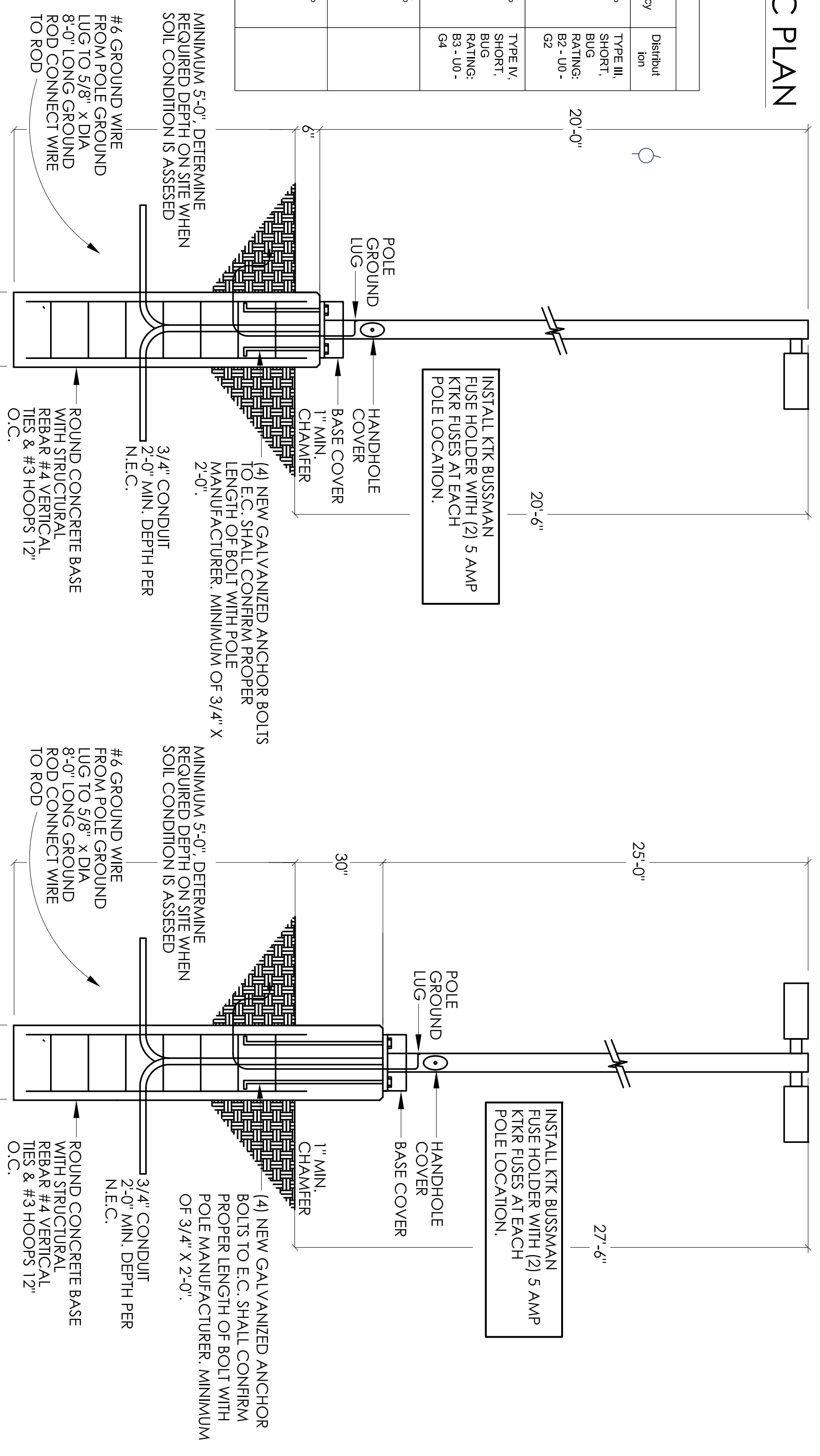


Symbol	Label	Image	QTY	Manufacturer	Catalog Number	Description	Lamp	Number Lamps	Fixture Name	Lumens Lamp	Lumen Multiple	LLF	Wattage	Efficiency	Distribution
□	P1		17	Lithonia Lighting	RSX2 LED P1 40K R3	RSX Area Fixture Size 2 P1 Lumen Package 4000K CCT Type R3 Distribution BLACK FIXTURE & POLE		1	RSX2_LED_P1_40K_R3.as	10991	1	1	72.06	100%	TYPE III, SHORT, BUG RATING: B2 - U0 - G4
□	P2		7	Lithonia Lighting	RSX2 LED P2 40K R4	RSX Area Fixture Size 2 P2 Lumen Package 4000K CCT Type R4 Distribution BLACK FIXTURE & POLE		1	RSX2_LED_P2_40K_R4.as	22020	1	1	289.96	100%	TYPE I/II, SHORT, BUG RATING: B3 - U0 - G4
<	W1		44	NORWELL Lighting	1187AMB-CL	OUTDOOR WALL SCIENCE MATTE BLACK	LED	1		200	1	1	4	100%	
<	W2		11	HINKLEY Lighting	ATLANTIS 1648Z-LED	OUTDOOR WALL SCIENCE DARK BRONZE	LED	1		250	1	1	6	100%	



Description	Symbol	Avg	Max	Min	Max/Min	Avg/Min
Drive Lane South	+	2.6 fc	5.6 fc	0.8 fc	7.0:1	3.3:1
Drive Lane West	+	2.7 fc	5.2 fc	0.8 fc	6.5:1	3.4:1
Parking Area	+	3.9 fc	10.0 fc	1.2 fc	8.3:1	3.3:1
Walkway Around Building B & C	+	1.1 fc	2.3 fc	0.3 fc	7.7:1	3.7:1

N

 SITE PHOTOMETRIC PLAN
 SCALE: 1"=50'-0"



THE CORNERS - BUILDING A, B, & C
 FRANTZ ROAD @ BLAZER PKWY & RINGS RD.
 DUBLIN, OHIO 43017
 FOR
THE DAIMLER GROUP INC
 1533 LAKE SHORE DR #100, COLUMBUS, OH 43204



DATE PLOTTED: 22 May 2020
 DRAWING NUMBER: SE-1.0
 PROJECT: THE CORNERS - BUILDING A, B, & C
 SITE PHOTOMETRIC PLAN
 DRAWING NUMBER: SE-1.0