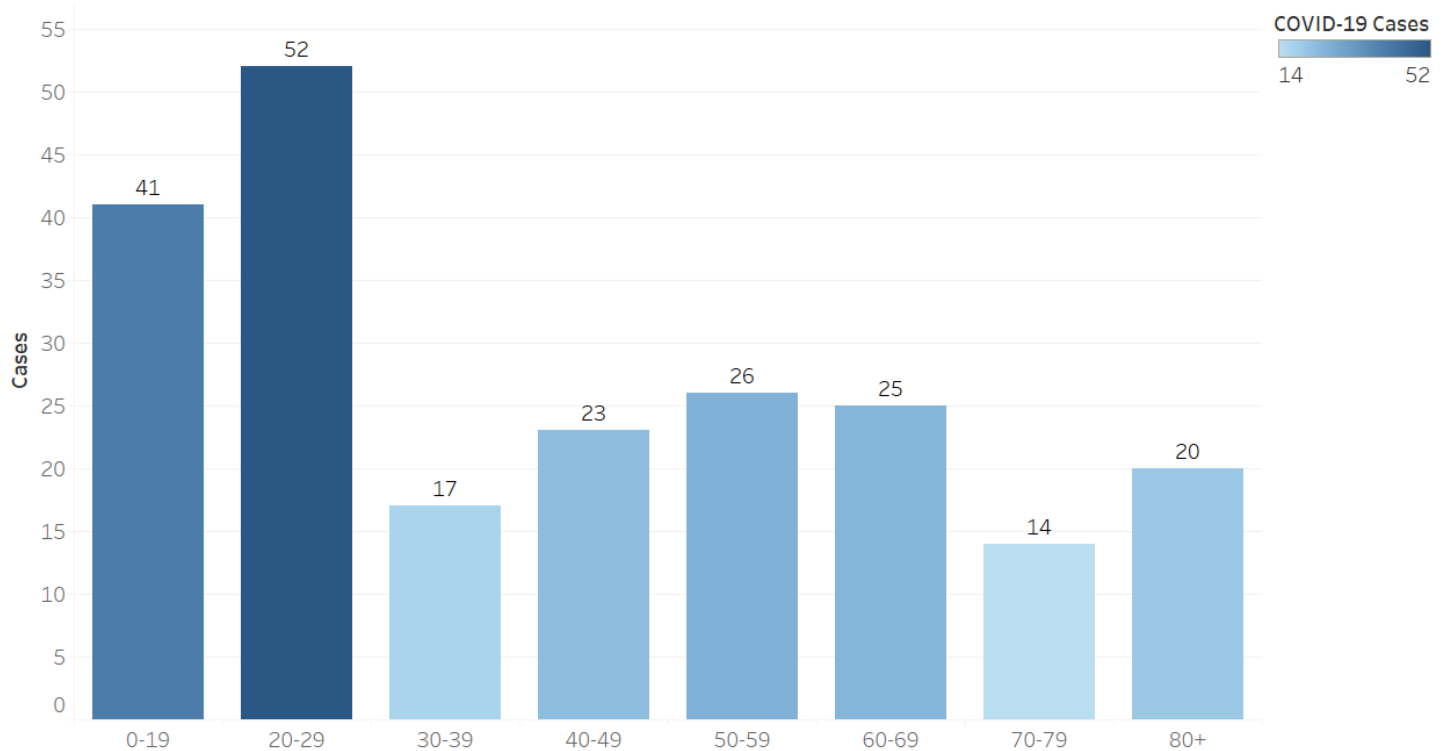


## Epidemiology Update for COVID-19 for Dublin, Ohio July 13, 2020, 10:00am

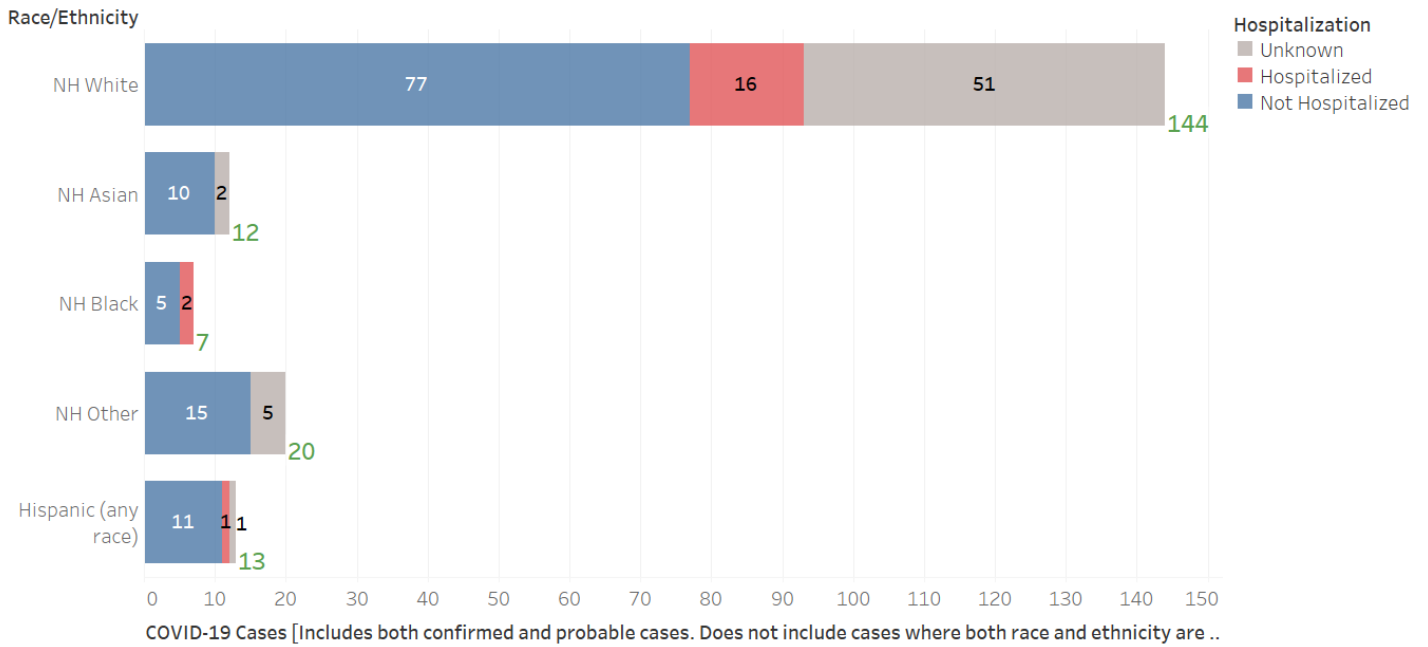
COVID-19 Case Data*	
<b>Total Cases</b>	<b>218 (207 Confirmed, 11 Probable)</b>
Age Range	<1 – 102 years
Median Age	39 years
Gender	100 female   117 male
Hospitalized (overall)	19
ICU Admissions (overall)	2
Deaths***	10 (7 White, 2 Black, 1 Asian)
<small>*Data are pulled from the Ohio Disease Reporting System and are subject to change as additional information is gathered. Some data may have a lag time based on completion of case finding at the time of this report. ** Probable case counts added to the data as of 4/14/2020. ***Cause of death has not yet been determined.</small>	

Cases in Dublin by County	
Franklin	195
Union	10
Fairfield	0
Delaware	13
Licking	0

Age of All (Confirmed + Probable) Cases in Dublin (N=218)

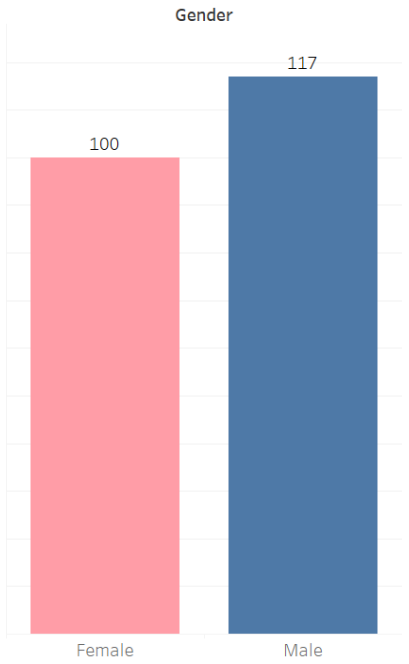


Confirmed and Probable Cases of COVID-19 by Race,  
Dublin, Ohio, July 13 @ 10:00 AM



Dublin city, Ohio

	Population	Cases
<b>Total Population / Number of Cases</b>	<b>49,037</b>	<b>218</b>
<b>Percent of Population / Cases That Is:</b>		
White alone, not Hispanic	71.6%	66.1%
Black or African American alone	2.3%	3.2%
Asian alone	18.3%	5.5%
Other alone, two or more	4.3%	9.2%
Hispanic	4.7%	6.0%
Unknown	--	10.1%



COVID-19 Cases per Dublin ZIP Code, July 13 @ 10:00 AM

