


Historic Paint Colors

Architectural Review District

DRAFT
August 2020



Acknowledgments

Dublin City Council

Chris Amorose-Groomes, Mayor, At-Large

Cathy De Rosa, Vice Mayor, Ward 4

Greg Peterson, Mayor, Ward 1

Jane Fox, Ward 2

John Reiner, Ward 3

Christina Alutto, At-Large

Andrew Keeler, At-Large

2020 Dublin Architectural Review Board

Kathleen Bryan, Chair

Gary Alexander, Vice Chair

Sean Cotter

Frank Kownacki

Amy Krumb

Planning Division

Jennifer M. Rauch, AICP, Planning Director (2020-Present)

Nichole M. Martin, AICP, Planner II

Preservation Designs

Christine Trebellas, AICP, LEED Green Associate

Landplan Studios

Daniel Phillabaum, AICP, RLA, Principal

Contents

1.0 Introduction	5	8.0 Colonial Revival, 1880-1955	12
		Traditional Paint Colors	
		Recommended Paint Colors	
2.0 Colonial Style, 1780-1840	5	9.0 Craftsman (Bungalow), 1905-1930	13
Traditional Paint Colors		Traditional Paint Colors	
Recommended Paint Colors		Recommended Paint Colors	
3.0 Greek Revival Style, 1825-1860	7	10.0 Modern, 1935-1975	14
Traditional Paint Colors		Traditional Paint Colors	
Recommended Paint Colors		Recommended Paint Colors	
4.0 Gothic Revival Style, 1840-1885	8	11.0 New Construction	15
Traditional Paint Colors		Background	
Recommended Paint Colors		Recommended Paint Colors	
5.0 Italianate Style, 1840-1885	9	12.0 Bibliography	16
Traditional Paint Colors			
Recommended Paint Colors		13.0 Sherwin Williams - Historic Exterior Collection	17
6.0 Folk Victorian, 1880-1910	10		
Traditional Paint Colors		14.0 Benjamin Moore - Williamsburg Collection	22
Recommended Paint Colors			
7.0 Queen Anne, 1880-1910	11	15.0 PPG Historic Collection - The Rich Colors of Heritage	27
Traditional Paint Colors			
Recommended Paint Colors			



2.0 Colonial Style, 1780-1840

1.0 Introduction

These guidelines for paint colors have been developed by the City of Dublin to supplement the Historic Design Guidelines and further guide property owners in selecting appropriate paint colors for the exterior of their buildings. It applies to all buildings in the City of Dublin within the Architectural Review District as well as other outlying properties identified on Appendix G that are under the Architectural Review Board (ARB) purview. The paint color of a building is an important consideration that affects the building's overall character and the surrounding buildings in a historic area. Some paint colors are more appropriate than others, depending upon the structure's age, style, materials, and setting.

This document is the result of historic research to verify the colors that reflect the architectural styles of historic periods. Included in this report are traditional paint color descriptions and lists of recommended paint colors by architectural styles. The architectural style correspond to those outlined in the Historic Design Guidelines. Recommended colors were determined by paint analysis of early American buildings or by publications of the period, such as plan books, pattern books, and advertisements. Colors from popular paint manufacturers (Sherwin Williams, Benjamin Moore, and PPG (Pittsburgh Paint)) were chosen as these three (3) companies have historic collections with pre-selected paint colors, usually by architectural style. Please be aware that different computer monitors and printers will vary in the rendering of a color—the best way to select a color is through an actual paint chip and then a sample to test on each wall of the building since the sun will affect the color at different times of day.

It is important to note that a homeowner does not have to use a specific paint manufacturer, but rather should use specific colors. Today, most paint suppliers can match a color of paint if provided a sample chip. Additionally, paint analysis can be undertaken to research a building's historic paint colors if the owner prefers not to use the recommended paint colors. In cases where a non-recommended paint color is proposed Staff will forward the request to the Board for final consideration. Generally, if a primary building material is not painted, it should remain unpainted. Natural materials such as stone, wood shingles, and brick are usually not painted. Rather, paint colors were selected to complement these materials, such as dark trim colors to complement brick or creams or off-whites to highlight stone colors.

2.1 Traditional Paint Colors

Traditional to the Federal period, Colonial Style houses often remained unpainted especially in rural settings. In the late eighteenth and early nineteenth centuries, there is more documentary evidence concerning painting practices. Detailed records of shop practices, account books, as well as painters' guides and pamphlets support this information. It is important to remember that there was no pre-mixed paint in this era. Rather, skilled craftsmen mixed colors by hand using a variety of pigments, oils, lead, varnish, turpentine, and sizing (distemper).

Traditionally, the body of the house was painted a white or light hue and stronger, darker colors were delegated to the doors and trim work (Abbot Lowell Cummings and Richard M. Candee, "Colonial and Federal America Accounts of Early Painting and Practices," in Moss 1994, 30-41).

Dark red, also known as Spanish brown, was used for exterior details such as windows, doors, gutters, coving, cornices, and lean-to additions. Green was also be used for window shutters. Chocolate, mahogany, or stone were also popular colors.

Black was commonly used for shop doors, shutters, and signs to form a background for gilding the name, trade, or street number of the shop.

2.2 Recommended Paint Colors

Body

Various shades of white, cream, straw, gray, or beige are appropriate. Pea-green, slate, and red could also be used.

Trim

White or off-white.

Doors and Shutters

Dark green, charcoal, or black. Hardwood doors may also be varnished or grained instead of painted.

Outbuildings

White, Spanish brown (dark red), or left unpainted.

Sherwin Williams Colors

- | | |
|--|--------------------------------------|
| ▶ SW 2826 Colonial Revival Green Stone | ▶ Gray |
| ▶ SW 2827 Colonial Revival Stone | ▶ SW 2825 Colonial Revival Sea Green |
| ▶ SW 2828 Colonial Revival Tan | ▶ SW 2865 Classical Yellow |
| ▶ SW 2829 Classical White | ▶ SW 6258 Tricorn Black |
| ▶ SW 2831 Classical Gold | ▶ SW 2809 Rookwood Shutter Green |
| ▶ SW 2833 Colonial Revival | ▶ SW 2802 Rookwood Red |

2.0 Colonial Style, 1780-1840

- ▶ SW 2801 Rookwood Dark Red
- ▶ SW 7005 Pure White
- ▶ SW 6119 Antique White
- ▶ SW 0030 Colonial Yellow
- ▶ SW 2838 Polished Mahogany

Benjamin Moore Colors

- ▶ CW-5 Hardwood Putty
- ▶ CW-10 Capitol White
- ▶ CW-15 Parish White
- ▶ CW-20 Geddy White
- ▶ CW-25 Williamsburg Stone
- ▶ CW-30 Market Square Shell
- ▶ CW-35 Palace Tan
- ▶ CW-40 Tavern Grey
- ▶ CW-45 York Gray
- ▶ CW-50 Tyler Gray
- ▶ CW-55 Finnie Gray
- ▶ CW-60 Cole Stone
- ▶ CW-65 Gunsmith Gray
- ▶ CW-70 Pelham Gray
- ▶ CW-75 Randolph Stone
- ▶ CW-80 Carter Gray
- ▶ CW-90 Tavern Charcoal
- ▶ CW-95 Lime White
- ▶ CW-100 Prentis Cream
- ▶ CW-105 Bracken Cream
- ▶ CW-110 Calcite
- ▶ CW-115 Cornice Tan
- ▶ CW-120 Bracken Biscuit
- ▶ CW-125 Brush Beige
- ▶ CW-130 Coffeehouse Tan
- ▶ CW-135 Raleigh Sorrel
- ▶ CW-140 Timson Sand
- ▶ CW-145 Brick House Tan
- ▶ CW-150 Everard Coffee
- ▶ CW-155 Revolutionary Stone
- ▶ CW-160 Dixon Brown
- ▶ CW-165 Coffeehouse Chocolate
- ▶ CW-170 Tarpley Brown
- ▶ CW-175 Tucker Chocolate
- ▶ CW-180 Bucktrout Brown
- ▶ CW-185 Randolph Bisque
- ▶ CW-190 Raleigh Tan
- ▶ CW-195 Chowning's Tan
- ▶ CW-200 Franklin White
- ▶ CW-245 St. George Red
- ▶ CW-245 Carriage Red
- ▶ CW-255 Palace Arms Red
- ▶ CW-260 Reid Brown
- ▶ CW-265 Charlton Brown
- ▶ CW-270 Nicolson Red
- ▶ CW-275 Ludwell White
- ▶ CW-280 Moir Gold
- ▶ CW-285 Gamboge
- ▶ CW-365 Byrd Beige
- ▶ CW-370 Sweeney Yellow
- ▶ CW-375 Tavern Ochre
- ▶ CW-395 Governor's Gold
- ▶ CW-400 Damask Yellow
- ▶ CW-405 Damask Gold
- ▶ CW-410 Chamber Yellow
- ▶ CW-415 Wythe Tan
- ▶ CW-420 Wythe Gold
- ▶ CW-425 Palace Ochre
- ▶ CW-430 Scrivener Gold
- ▶ CW-435 Everard Gold
- ▶ CW-440 Gloucester Green
- ▶ CW-445 Burwell Green
- ▶ CW-450 Greenhow Moss
- ▶ CW-485 Burgess Green
- ▶ CW-490 Levingston Green
- ▶ CW-495 Russell Green
- ▶ CW-680 Mopboard Black
- ▶ CW-685 Ambler Slate
- ▶ CW-690 Bracken Slate
- ▶ CW-695 Lampblack
- ▶ CW-700 Slate
- ▶ CW-705 Tucker Gray
- ▶ CW-710 Bruton White
- ▶ CW-715 Bone Black
- ▶ CW-720 Geddy Gray

PPG Colors

- ▶ PPG 1087-2 Water Chestnut
- ▶ PPG 1084-2 Onion Powder
- ▶ PPG 1098-2 Heavy Cream
- ▶ PPG 1086-4 Pony Tail
- ▶ PPG 1098-5 Jute
- ▶ PPG 1101-1 China White
- ▶ PPG 1093-2 Soleil
- ▶ PPG 1093-3 Hearth
- ▶ PPG 1208-4 Gold Buff
- ▶ PPG 1012-4 Gray Frost
- ▶ PPG 1111-3 Safari
- ▶ PPG 1125-4 Olive Sprig

3.0 Greek Revival 1825-1860

3.1 Traditional Paint Colors

Traditional to the Romantic period, Greek Revival homes were often painted light colors such as white, stone grey, straw, cream, and off-white. Paints were still mixed by a skilled craftsman from natural pigments, oil, and ground lead. One of the most popular paint schemes was an off-white house with black or green shutters, doors, and sash. Unlike the Federal homes, rural houses were increasingly painted after 1825 as areas developed (www.historicipswich.org).

3.2 Recommended Paint Colors

Body

White or off-white, or stone colors such as greys, pale blue greys, grey browns, or tans. Other colors for the main body of the house include straw colors such as ochres and yellow.

Trim

White or off-white or cream.

Doors and Shutters

Green with black window trim.

- ▶ CW-175 Tucker Chocolate
- ▶ CW-180 Bucktrout Brown
- ▶ CW-185 Randolph Bisque
- ▶ CW-190 Raleigh Tan
- ▶ CW-195 Chowning's Tan
- ▶ CW-200 Franklin White
- ▶ CW-365 Byrd Beige
- ▶ CW-370 Sweeney Yellow
- ▶ CW-375 Tavern Ochre
- ▶ CW-635 Nelson Blue
- ▶ CW-640 Pearl
- ▶ CW-645 Apollo Blue
- ▶ CW-650 Palace Pearl
- ▶ CW-655 Greenhow Blue
- ▶ CW-660 Chiswell Blue
- ▶ CW-680 Mopboard Black
- ▶ CW-685 Ambler Slate
- ▶ CW-690 Bracken Slate
- ▶ CW-695 Lampblack
- ▶ CW-700 Slate
- ▶ CW-705 Tucker Gray
- ▶ CW-710 Bruton White
- ▶ CW-715 Bone Black
- ▶ CW-720 Geddy Gray

PPG Colors

- ▶ PPG 1087-2 Water Chestnut
- ▶ PPG 1084-2 Onion Powder
- ▶ PPG 1098-2 Heavy Cream
- ▶ PPG 1101-1 China White
- ▶ PPG 1093-2 Soleil
- ▶ PPG 1012-4 Gray Frost
- ▶ PPG 1156-2 Bit of Heaven

Sherwin Williams Colors

- ▶ SW 7005 Pure White
- ▶ SW 6119 Antique White
- ▶ SW 2829 Classical White
- ▶ SW 2833 Colonial Revival Gray
- ▶ SW 2865 Classical Yellow
- ▶ SW 6258 Tricorn Black
- ▶ SW 2809 Rookwood Shutter Green

Benjamin Moore Colors

- ▶ CW-5 Harwood Putty
- ▶ CW-10 Capitol White
- ▶ CW-15 Parish White
- ▶ CW-20 Geddy White
- ▶ CW-25 Williamsburg Stone
- ▶ CW-30 Market Square Shell
- ▶ CW-35 Palace Tan
- ▶ CW-40 Tavern Grey
- ▶ CW-45 York Gray
- ▶ CW-50 Tyler Gray
- ▶ CW-55 Finnie Gray
- ▶ CW-60 Cole Stone
- ▶ CW-65 Gunsmith Gray
- ▶ CW-70 Pelham Gray
- ▶ CW-75 Randolph Stone
- ▶ CW-80 Carter Gray
- ▶ CW-90 Tavern Charcoal
- ▶ CW-95 Lime White
- ▶ CW-100 Prentis Cream
- ▶ CW-105 Bracken Cream
- ▶ CW-110 Calcite
- ▶ CW-115 Cornice Tan
- ▶ CW-120 Bracken Biscuit
- ▶ CW-125 Brush Beige
- ▶ CW-130 Coffeehouse Tan
- ▶ CW-135 Raleigh Sorrel
- ▶ CW-140 Timson Sand
- ▶ CW-145 Brick House Tan
- ▶ CW-150 Everard Coffee
- ▶ CW-155 Revolutionary Stone
- ▶ CW-160 Dixon Brown
- ▶ CW-165 Coffeehouse Chocolate
- ▶ CW-170 Tarpley Brown

4.0 Gothic Revival, 1840-1885

4.1 Traditional Paint Colors

Also traditional to the Romantic period, Gothic Revival homes were often painted shades of gray and soft yellow. Andrew Jackson Downing's pattern book, *Cottage Residences* (1842) was one of the first efforts to provide colors to complement the style of architecture. According to Downing:

"The color of buildings may very properly be made to increase their expression of truthfulness. Thus a barn or stable, being regarded entirely in a useful point of view, may have a quiet, unobtrusive tone of color, while a cottage or villa should be of a cheerful mellow hue harmonizing with the verdure of the country. A mansion may very properly have a graver color than a cottage, to be in unison with its greater dignity and extent. (Downing, 13)"

White was considered entirely unsuitable and in bad taste as well as bright green for the shutters—a cool dark green was preferred. The color card published with *Cottage Residences* included three shades of gray and three shades of fawn (yellow/tan) for the exterior of buildings (Downing, 14-15). Darker, dignified colors were used on large homes, while lighter, livelier shades were used for small cottages. Other popular colors included sand, straw, earth, slate, and a delicate palette of grays, yellows, and tans (Moss, 1981). Bright yellow, red, blue, and black were generally avoided (www.historicipswich.org).

4.2 Recommended Paint Colors

Body

Traditional stone and earth colors, soft and naturalistic to blend in with the building's surroundings.

Trim

Never white. Often a darker shade of the body color or vice versa if the body was a darker shade.

Windows

Often painted similar colors to the body and trim in three increasingly darker shades of the same color.

Sherwin Williams Colors

- ▶ Downing Yellow 94085
- ▶ SW 7678 Cottage Cream (Downing Cream)
- ▶ SW 2813 Downing Straw
- ▶ SW 2821 Downing Stone
- ▶ SW 2822 Downing Sand
- ▶ SW 2820 Downing Earth
- ▶ SW 2819 Downing Slate (trim)
- ▶ SW 2810 Rookwood Sash Green
- ▶ SW 2809 Rookwood Shutter Green

PPG Colors

- ▶ PPG 1087-2 Water Chestnut
- ▶ PPG 1084-2 Onion Powder
- ▶ PPG 1098-2 Heavy Cream
- ▶ PPG 1086-4 Pony Tail
- ▶ PPG 1098-5 Jute
- ▶ PPG 1004-2 Free Reign
- ▶ PPG 1002-5 Antique Silver
- ▶ PPG 1101-1 China White
- ▶ PPG 1093-2 Soleil
- ▶ PPG 1093-3 Hearth
- ▶ PPG 1098-1 Milk Paint

5.0 Italianate Style, 1840-1885

5.1 Traditional Paint Colors

Traditional to the Romantic period, Italianate paint colors were similar to Gothic Revival. Colors darkened, contrast became more vivid, and paint colors drew the eye to architectural details (Moss 1981). Popular colors included grays, tans, ochers, and warm beiges. Later in the period, more colors appeared and contrasts became stronger, including colors such as russets, olives, gray-greens, ochers, and browns in combinations. Towards the end of the period, common paint colors were mass-produced and mass-marketed in resealable cans. A wider range of colors included pastels such as rose, peach, terracotta and olive as well as deeper and more saturated colors (Moss 1981, www.historicipswich.org).

5.2 Recommended Paint Colors

Body and Trim

Two shades of the same color, with the lighter shade usually for the trim.

Windows and Doors

Sash, doors, and shutters were black or very dark green. Shutters sometimes a very dark shade of the body color.

Sherwin Williams Colors

- | | |
|------------------------------|---|
| ▶ SW 2818 Renwick Heather | ▶ SW 7678 Cottage Cream (Downing Cream) |
| ▶ SW 2824 Renwick Golden Oak | ▶ SW 2813 Downing Straw |
| ▶ SW 2815 Renwick Olive | ▶ SW 2821 Downing Stone |
| ▶ SW 2804 Renwick Rose Beige | ▶ SW 2822 Downing Sand |
| ▶ SW 2805 Renwick Beige | ▶ SW 2820 Downing Earth |
| ▶ Renwick Yellow 94176 | ▶ SW 2819 Downing Slate (trim) |
| ▶ Downing Yellow 94085 | |

PPG Colors

- | | |
|------------------------------------|------------------------------------|
| ▶ PPG 1087-2 Water Chestnut (trim) | ▶ PPG 1002-5 Antique Silver (trim) |
| ▶ PPG 1111-3 Safari | ▶ PPG 1078-6 Cocoa Delight (trim) |
| ▶ PPG 1066-6 Amaretto (trim) | ▶ PPG 1101-1 China White (Trim) |
| ▶ PPG 1084-2 Onion Powder | ▶ PPG 1098-7 Muddy River |
| ▶ PPG 1098-2 Heavy Cream | ▶ PPG 1093-2 Soleil |
| ▶ PPG 1086-4 Pony Tail | ▶ PPG 1093-3 Hearth |
| ▶ PPG 1098-5 Jute | ▶ PPG 1208-4 Gold Buff |
| ▶ PPG 1047-4 Ancestral | ▶ PPG 1088-5 Outback |
| ▶ PPG 1004-2 Free Reign | ▶ PPG 1052-1 Ginger Cream |
| ▶ PPG 1075-5 Ranch Mink (trim) | ▶ PPG 1058- Potpourri |
| ▶ PPG 1075-6 Poppy Pods (trim) | ▶ PPG 1098-1 Milk Paint (trim) |
| ▶ PPG 1073-7 Fudge (trim) | ▶ PPG 1111-3 Safari |

6.0 Folk Victorian, 1880-1910

6.1 Traditional Paint Colors

Folk Victorian continued trends of Greek Revival architecture including white still being a popular paint color, which was responsible for the gable front. However, a greater use of color emerged, even on these relatively simple structures. Natural earth tones became popular. Windows were often painted dark colors, such as deep red, chocolate brown, dark green, olive, dark grey, or black, which often to gave it the appearance of receding into the façade. Shutters were usually painted a dark color, but a shade slightly lighter than the windows.

6.2 Recommended Paint Colors

Body

White, off-white, cream, or another light, earth tone color such as ochre or wheat.

Shutters and Trim

Usually a color between the body and the dark trim that unified the shades on the house.

Windows

Usually the darkest color on the house. Dark green, olive, deep brown, black, deep red, maroon, chocolate, and dark gray.

Sherwin Williams Colors

- ▶ SW 7005 Pure White (body)
- ▶ SW 6119 Antique White (body)
- ▶ SW 2829 Classical White (body)
- ▶ SW 2832 Colonial Revival Gray (body)
- ▶ SW 7723 Colony Buff (body)
- ▶ SW 2833 Roycroft Vellum (body)
- ▶ SW 2834 Birdseye Maple (body)
- ▶ SW 2844 Roycroft Mist Gray (body)
- ▶ SW 2865 Classical Yellow (body)
- ▶ SW 7002 Downy (body)
- ▶ SW 2822 Downing Sand (body)
- ▶ SW 2813 Downing Straw (body)
- ▶ SW 2805 Renwick Beige (body)
- ▶ SW 2801 Rookwood Dark Red (sash)
- ▶ SW 2809 Rockwood Shutter Green (sash)
- ▶ SW 2816 Rookwood Dark Green (sash)
- ▶ SW 2802 Rookwood Red (sash)
- ▶ SW 2808 Rookwood Dark Brown (sash)
- ▶ SW 2847 Roycroft Bottle Green (sash)
- ▶ SW 6258 Tricorn Black (sash)
- ▶ SW 2812 Rookwood Jade (trim)
- ▶ SW 2817 Rookwood Amber (trim)
- ▶ SW 2806 Rookwood Brown (trim)
- ▶ SW 2823 Rookwood Clay (trim)
- ▶ SW 2803 Rookwood Terra Cotta (trim)

- ▶ SW 2811 Rookwood Blue Green (trim)
- ▶ SW 2807 Rookwood Medium Brown (trim)
- ▶ SW 2814 Rookwood Antique Gold (trim)
- ▶ SW 2810 Rookwood Sash Green (trim)
- ▶ SW 2815 Renwick Olive (trim)
- ▶ SW 2818 Renwick Heather (trim)
- ▶ SW 2804 Renwick Rose Beige (trim)
- ▶ SW 2824 Renwick Golden Oak (trim)
- ▶ SW 2820 Downing Earth (trim)
- ▶ SW 2819 Downing Slate (trim)
- ▶ SW 2821 Downing Stone (trim)
- ▶ SW 2843 Roycroft Brass (trim)
- ▶ SW 2842 Roycroft Suede (trim)
- ▶ SW 0034 Roycroft Suede (trim)
- ▶ SW 2848 Roycroft Pewter (trim)
- ▶ SW 2839 Roycroft Copper Red (trim)
- ▶ SW 2846 Roycroft Bronze Green (trim)

PPG Colors

- ▶ PPG 1078-2 Water Chestnut (body)
- ▶ PPG 1111-3 Safari (body or trim)
- ▶ PPG 1084-2 Onion Powder (body)
- ▶ PPG 1098-2 Heavy Cream (body)
- ▶ PPG 1004-2 Free Reign (body)
- ▶ PPG 1101-1 China White (body)
- ▶ PPG 1093-2 Soleil (body)
- ▶ PPG 1052-1 Ginger Cream (body)
- ▶ PPG 1093-3 Hearth (body)
- ▶ PPG 1098-1 Milk Paint (body)
- ▶ PPG 1208-1 Accolade (body)
- ▶ PPG 1075-6 Poppy Pods (ash)
- ▶ PPG 1073-7 Fudge (sash)
- ▶ PPG 1078-6 Cocoa Delight (sash)
- ▶ PPG 1098-7 Muddy River (sash)
- ▶ PPG 1056-7 Brick Dust (sash)
- ▶ PPG 1059-7 Sweet Spiceberry (sash)
- ▶ PPG 1049-6 Cabernet (sash)
- ▶ PPG 1035-6 Superstition (sash)
- ▶ PPG 1038-7 Midnight Hour (sash)
- ▶ PPG 1134-7 Pine Forest (sash)
- ▶ PPG 1149-6 Azalea Leaf (sash)
- ▶ PPG 1066-6 Amaretto (trim)
- ▶ PPG 1086-4 Pony Tail (trim)
- ▶ PPG 1098-5 Jute (trim)
- ▶ PPG 1075-5 Ranch Mink (trim)
- ▶ PPG 1002-5 Antique Silver (trim)
- ▶ PPG 1208-4 Gold Buff (trim)
- ▶ PPG 1088-5 Outback (trim)
- ▶ PPG 1064-4 Sahara Sun (trim)
- ▶ PPG 1058-6 Pizza Pie (trim)
- ▶ PPG 1125-4 Olive Sprig (trim)
- ▶ PPG 1121-7 Globe Artichoke (trim)

7.0 Queen Anne, 1880-1910

7.1 Traditional Paint Colors

Traditional to the Victorian period, Queen Anne house were painted many different earth tone colors. Since Queen Anne architecture was characterized by variety, irregularity, asymmetry, and complex massing of building shapes, an assortment of paint colors could be used. The body, trim, and sash were always different colors—sometimes four or five paint colors were popular to distinguish various elements of the building (www.historicipswich.org). And dark colors that might have used as trim colors earlier are now being used for the main body of the house (Moss 1981).

7.2 Recommended Paint Colors

Body

One or two strong colors, usually different colors for clapboards and shingles.

Trim

A color unifying the body colors. Usually a different accent color was used for decorative features.

Windows

Usually the darkest color on the house. Dark green, deep brown, black, deep red, maroon, chocolate, and deep umber were popular.

Sherwin Williams Colors

- ▶ SW 2817 Rookwood Amber
- ▶ SW 2823 Rookwood Clay
- ▶ SW 2809 Rookwood Shutter Green
- ▶ SW 2810 Rookwood Sash Green
- ▶ SW 2811 Rookwood Blue Green
- ▶ SW 2812 Rookwood Jade Green
- ▶ SW 2814 Rookwood Brown
- ▶ SW 2807 Rookwood Medium Brown
- ▶ SW 2808 Rookwood Dark Brown

PPG Colors

- ▶ PPG 1111-3 Safari
- ▶ PPG 1066-6 Amaretto (trim)
- ▶ PPG 1086-4 Pony Tail
- ▶ PPG 1098-5 Jute
- ▶ PPG 1075-5 Ranch Mink
- ▶ PPG 1075-6 Poppy Pods
- ▶ PPG 1073-7 Fudge
- ▶ PPG 1002-5 Antique Silver
- ▶ PPG 1078-6 Cocoa Delight
- ▶ PPG 1098-7 Muddy River
- ▶ PPG 1088-5 Outback
- ▶ PPG 1064-6 Safari Sun
- ▶ PPG 1058-6 Pizza Pie
- ▶ PPG 1056-7 Brick Dust
- ▶ PPG 1059-7 Sweet Spiceberry
- ▶ PPG 1049-6 Cabernet

8.0 Colonial Revival, 1880-1955

8.1 Traditional Paint Colors

Traditional to the Eclectic period, Colonial Revival came with the return of white and softer pastels such as grey and yellows. Popular colors include ochre, yellow, tan, gray, blue, and green. The windows should be the same color as the trim, usually white or off-white. If the home has a detached garage, it should be painted the same color as the main house.

8.2 Recommended Paint Colors

Body

White, off-white, pale yellow, light blue, grey, light green, or tan.

Windows and Trim

White or off-white.

Shutters

Dark green or black.

Sherwin Williams Colors

- ▶ SW 2865 Classical Yellow (body)
- ▶ SW 2844 Roycroft Mist Gray (body)
- ▶ SW 2826 Colonial Revival Green Stone (body)
- ▶ SW 2827 Colonial Revival Stone (body)
- ▶ SW 2828 Colonial Revival Tan (body)
- ▶ SW 2829 Classical White (body or trim)
- ▶ SW 2831 Classical Gold (body)
- ▶ SW 2823 Colonial Revival Grey (body)
- ▶ SW 2833 Roycroft Vellum (body or trim)
- ▶ SW 2809 Rookwood Shutter Green (shutters)
- ▶ SW 2847 Roycroft Bottle Green (shutters)
- ▶ SW 6258 Tricorn Black (shutters)

Benjamin Moore Colors

- ▶ CW-5 Harwood Putty
- ▶ CW-10 Capitol White
- ▶ CW-15 Parish White
- ▶ CW-20 Geddy White
- ▶ CW-25 Williamsburg Stone
- ▶ CW-30 Market Square Shell
- ▶ CW-35 Palace Tan
- ▶ CW-40 Tavern Grey
- ▶ CW-45 York Gray
- ▶ CW-50 Tyler Gray
- ▶ CW-55 Finnie Gray
- ▶ CW-60 Cole Stone
- ▶ CW-65 Gunsmith Gray
- ▶ CW-70 Pelham Gray
- ▶ CW-75 Randolph Stone
- ▶ CW-80 Carter Gray
- ▶ CW-90 Tavern Charcoal
- ▶ CW-95 Lime White
- ▶ CW-100 Prentis Cream
- ▶ CW-105 Bracken Cream
- ▶ CW-110 Calcite
- ▶ CW-115 Cornice Tan
- ▶ CW-120 Bracken Biscuit
- ▶ CW-125 Brush Beige
- ▶ CW-130 Coffeehouse Tan
- ▶ CW-135 Raleigh Sorrel
- ▶ CW-140 Timson Sand
- ▶ CW-145 Brick House Tan

- ▶ CW-150 Everard Coffee
- ▶ CW-155 Revolutionary Stone
- ▶ CW-160 Dixon Brown
- ▶ CW-165 Coffeehouse Chocolate
- ▶ CW-170 Tarpley Brown
- ▶ CW-175 Tucker Chocolate
- ▶ CW-180 Bucktrout Brown
- ▶ CW-185 Randolph Bisque
- ▶ CW-190 Raleigh Tan
- ▶ CW-195 Chowning's Tan
- ▶ CW-200 Franklin White
- ▶ CW-245 St. George Red
- ▶ CW-245 Carriage Red
- ▶ CW-255 Palace Arms Red
- ▶ CW-260 Reid Brown
- ▶ CW-265 Charlton Brown
- ▶ CW-270 Nicolson Red
- ▶ CW-275 Ludwell White
- ▶ CW-280 Moir Gold
- ▶ CW-285 Gamboge
- ▶ CW-365 Byrd Beige
- ▶ CW-370 Sweeney Yellow
- ▶ CW-375 Tavern Ochre
- ▶ CW-395 Governor's Gold
- ▶ CW-400 Damask Yellow
- ▶ CW-405 Damask Gold
- ▶ CW-410 Chamber Yellow
- ▶ CW-415 Wythe Tan
- ▶ CW-420 Wythe Gold
- ▶ CW-425 Palace Ochre
- ▶ CW-430 Scrivener Gold
- ▶ CW-435 Everard Gold
- ▶ CW-440 Gloucester Green
- ▶ CW-445 Burwell Green
- ▶ CW-450 Greenhow Moss
- ▶ CW-485 Burgess Green
- ▶ CW-490 Levingston Green
- ▶ CW-495 Russell Green
- ▶ CW-635 Nelson Blue
- ▶ CW-640 Pearl
- ▶ CW-645 Apollo Blue
- ▶ CW-650 Palace Pearl
- ▶ CW-655 Greenhow Blue
- ▶ CW-660 Chiswell BlueCW-680 Mopboard Black
- ▶ CW-685 Ambler Slate
- ▶ CW-690 Bracken Slate
- ▶ CW-695 Lampblack
- ▶ CW-700 Slate
- ▶ CW-705 Tucker Gray
- ▶ CW-710 Bruton White
- ▶ CW-715 Bone Black
- ▶ CW-720 Geddy Gray

PPG Colors

- ▶ PPG 1012-4 Gray Frost (body or trim)
- ▶ PPG 1111-3 Safari (body)
- ▶ PPG 1156-2 Bit of Heaven (body)
- ▶ PPG 1144-3 Babbling Brook (body)
- ▶ PPG 1125-4 Olive Sprig (body)
- ▶ PPG 1154-4 Twinkle (body)
- ▶ PPG 1093-2 Soleil (body or trim)
- ▶ PPG 1093-3 Hearth (body)
- ▶ PPG 1208-4 Gold Buff (body)
- ▶ PPG 1098-1 Milk Paint (body or trim)
- ▶ PPG 1101-1 China White (body or trim)
- ▶ PPG 1084-2 Onion Powder (body or trim)
- ▶ PPG 1098-2 Heavy Cream (body or trim)
- ▶ PPG 1086-4 Pony Tail (body)
- ▶ PPG 1078-2 Water Chestnut (body or trim)
- ▶ PPG 1134-7 Pine Forest (shutters)
- ▶ PPG 1038-7 Midnight Hour (shutters)

9.0 Craftsman (Bungalow), 1905-1930

9.1 Traditional Paint Colors

Traditional to the Eclectic period, most Craftsman/Bungalows followed the trend toward lighter paint colors for the main body introduced by the Colonial Revival. However, a wide range of paint choices were popular, especially rustic earth tones of the Arts and Crafts movement such as brown, russet, dark beige, dark green, red, olive, and dark grey. Like Downing's Gothic Revival architecture, these earth tones help integrate the building with its natural materials and its surroundings as Gustave Stickley notes his Craftsman Homes (1909):

In this case the walls are treated with a pigment that gives a soft warm creamy tone, almost a biscuit color, and the roof is dull red—a scheme that is excellently suited to the prevailing color in California or in the South, where yellows, browns, and violets abound. For the coloring of the northern or eastern landscape, the cement walls might either be left in the natural gray, or given a tone of dull green, which, applied unevenly, gives an admirable effect upon rough cast plaster....In fact the design shown here is chiefly suggestive in its nature, making clear the fundamental principles of the Craftsman house and leaving room for such variations of detail as the owner may desire (Stickley, 11).

For more simpler structures reminiscent of farmhouses, Stickley suggests:

In this building the clapboards are unusually broad and thick, giving the walls a sturdy appearance of permanence. They may be pine, cedar, or cypress, and may be stained or painted according to individual taste and the character of the environment. If the house is to be rather dark and quiet in color, the boards might be given a thin stain of moss green or brown;...a good effect would be obtained by painting the timbers of the framework light cream so that the structural features are strongly accented (Stickley, 39).

9.2 Recommended Paint Colors

Body and Trim

Off-white, cream, beige, browns, olives, greens, dark reds.

Windows and Doors

Similar to the body and trim, but could be a third color.

Roof

Metal standing seam could be red-brown, red, silver, grey, or black.

Iron Work

Usually dark green or black.

Sherwin Williams Colors

- ▶ SW 2833 Roycroft Vellum
- ▶ SW 2834 Birdseye Maple
- ▶ SW 2835 Craftsman Brown
- ▶ SW 2836 Quartersawn Oak
- ▶ SW 2837 Aurora Brown
- ▶ SW 2838 Polished Mahogany
- ▶ SW 2839 Roycroft Copper Red
- ▶ SW 2840 Hammered Silver
- ▶ SW 2841 Weathered Shingle
- ▶ SW 2842 Roycroft Suede
- ▶ SW 2843 Roycroft Brass
- ▶ SW 2844 Roycroft Mist Gray
- ▶ SW 2845 Bunglehouse Gray
- ▶ SW 2846 Roycroft Bronze Green
- ▶ SW 2847 Roycroft Bottle Green
- ▶ SW 2848 Roycroft Pewter

PPG Colors

- ▶ PPG 13-02 Cherokee Red (Falling Water) (trim)
- ▶ PPG 16-18 Covered Wagon
- ▶ PPG 1065-6 Wright Deep Rust (trim)
- ▶ PPG 1093-5 Antiquity
- ▶ PPG 1006-3 Early Evening
- ▶ PPG1099-2 Wright Oyster Shell
- ▶ PPG 1024-4 Moth Gray
- ▶ PPG 1074-5 Wright Oak Bark
- ▶ PPG 1122-5 Wright Olive Green
- ▶ PPG 1006-2 Shark
- ▶ PPG 1006-1 Gypsum
- ▶ PPG 1065-7 Wright Wild Cherokee (Talesin West) (red)
- ▶ PPG 1086-1 Horseradish
- ▶ PPG 1038-5 Feldspar
- ▶ PPG 1086-5 Earthy Ocher
- ▶ PPG 1013-6 Gray Flannel (trim)
- ▶ PPG 1020-1 Atrium White
- ▶ PPG 1111-2 Wright Lemon White
- ▶ PPG1085-7 Fig Branches (trim)
- ▶ PPG 1079-7 Molasses (trim)
- ▶ PPG 1079-5 Cocoloco
- ▶ PPG 1063-6 Crushed Cinnamon
- ▶ PPG 1085-2 Bone White
- ▶ PPG 1086-3 Almond Cream
- ▶ PPG 1069-7 Cinnamon Spice (trim)
- ▶ PPG 1039-5 Garrison Gray
- ▶ PPG 1010-2 Wright Cloud White
- ▶ PPG 1001-1 Delicate White

10.0 Modern, 1935-1975

10.1 Traditional Paint Colors

Transitional across the Eclectic period into the Modern period including Modernistic, Minimal Traditional, and Ranch homes, Modern architecture comes with a wide array of paint colors that coincide with a wide variety of styles of architecture. Light and bright colors such as white can be popular as well as earth tones or blue hues. Many times, colors were chosen to highlight natural materials such as stone or wood. While exterior colors could range from medium-dark cold pastels such as blues and greys to warm brownish shades or whites. Bright warm colors or cool colors were chosen as accent for the doors or trim (if any).

10.2 Recommended Paint Colors

Body

Browns, olives, reddish-browns, grays, and beiges.

Trim

Black or dark grey, dark purple, olive, dark brown, medium brown, and reddish orange.

Accents

Bright orange, bright yellow, and turquoise.

Sherwin Williams Colors

- | | |
|-------------------------------|----------------------------|
| ▶ SW 2863 Powder Blue | ▶ SW 2856 Fairfax Brown |
| ▶ SW 2861 Avocado | ▶ SW 2857 Peace Yellow |
| ▶ SW 2860 Sage | ▶ SW 2858 Harvest Gold |
| ▶ SW 2851 Sage Green Light | ▶ SW 2859 Beige |
| ▶ SW 2853 New Colonial Yellow | ▶ SW 2849 Westchester Gray |
| ▶ SW 2854 Caribbean Coral | ▶ SW 2850 Chelsea Gray |
| ▶ SW 2855 Sycamore Tan | |

11.0 New Construction, 1905-1930

11.1 Traditional Paint Colors

Current house trends (ca. 2020) are reflecting popular styles of the past including Craftsman, Folk Victorian, Greek Revival, Gothic Revival, and Italianate style homes. As such, paint colors appropriate to the style of architecture can be used as well as more modern colors. Color palettes currently in fashion that are not based in history should not be selected. The selected color palette for new construction should contribute to the diversity of color along the street and not replicate the color palette of a neighboring property.

11.2 Recommended Paint Colors

Sherwin Williams Colors

Fundamentally Neutral Collection

White

- ▶ SW 6385 Dover White
- ▶ SW 7004 Snowbound
- ▶ SW 7005 Pure White
- ▶ SW 7006 Extra White
- ▶ SW 7008 Alabaster
- ▶ SW 7647 Crushed Ice (off white)

Gray

- ▶ SW 0055 Light French Gray
- ▶ SW 2849 Westchester Gray
- ▶ SW 6002 Essential Gray
- ▶ SW 6185 Escape Gray
- ▶ SW 6256 Serious Gray
- ▶ SW 6257 Gibraltar
- ▶ SW 7015 Repose Gray
- ▶ SW 7017 Dorian Grey
- ▶ SW 7018 Dovetail Gray
- ▶ SW 7019 Gauntlet Gray
- ▶ SW 7029 Agreeable Gray
- ▶ SW 7045 Intellectual Gray
- ▶ SW 7046 Anonymous
- ▶ SW 7051 Analytical Gray
- ▶ SW 7060 Attitude Gray
- ▶ SW 7068 Grizzle Gray
- ▶ SW 7069 Iron Ore
- ▶ SW 7504 Keystone Gray
- ▶ SW 7528 Windsor Greige
- ▶ SW 7615 Sea Serpent
- ▶ SW 7621 Silvermist
- ▶ SW 7631 City Loft
- ▶ SW 7632 Modern Gray
- ▶ SW 7649 Silverplate
- ▶ SW 7672 Knitting Needles
- ▶ SW 7673 Pewter Cast
- ▶ SW 9132 Acacia Haze
- ▶ SW 9166 Drift of Mist

Green

- ▶ SW 6206 Oyster Bay
- ▶ SW 6213 Halcyon Green
- ▶ SW 6451 Nurture Green
- ▶ SW 6468 Hunt Club
- ▶ SW 9129 Jade Dragon

Blue

- ▶ SW 6219 Rain
- ▶ SW 6220 Interesting Aqua
- ▶ SW 6222 Riverway
- ▶ SW 6227 Meditative
- ▶ SW 6228 Refuge
- ▶ SW 6521 Notable Hue
- ▶ SW 9057 Aquitaine
- ▶ SW 9135 Whirlpool
- ▶ SW 9177 Salty Dog

Tan/Beige

- ▶ SW 7514 Foothills (brown)
- ▶ SW 7629 Grapy
- ▶ SW 7633 Taupe Tone
- ▶ SW 7642 Pavestone
- ▶ SW 7680 Lanyard (tan)

Dark Accents

- ▶ SW 0006 Toile Red
- ▶ SW 6216 Jasper (dark green)
- ▶ SW 6258 Tricorn Black
- ▶ SW 7048 Urbane Bronze (dark bronze)
- ▶ SW 7505 Manor House (dark brown)
- ▶ SW 7039 Virtual Taupe (medium brown)
- ▶ SW 7605 Gale Force (dark blue)
- ▶ SW 7624 Slate Tile (dark gray)
- ▶ SW 7630 Raisin
- ▶ SW 9178 In The Navy (navy)

Benjamin Moore Colors

Historic Colors Collection

PPG Colors

Fundamental Neutrals Collection

12.0 Bibliography

12.1 Sources

Benjamin, Asher

1827 The American Builder's Companion. Reprint by Dover Publications, Inc. New York, New York, 1969.

Benjamin, Asher

1830 The Architect, or Practical House Carpenter. Reprint by Dover Publications, Inc. New York, New York, 1988.

Bicknell, A. J. and Co.

1878 Bicknell's Village Builder. Reprinted as Bicknell's Victorian Buildings by Dover Publications, Inc. New York, New York, 1979.

City of Dublin

2019 Historic Dublin Design Guidelines DRAFT. Department of Development, Planning Division, Dublin, Ohio.

City of Dublin

2005 Historic Dublin Design Guidelines, Preserving Historic Architecture. Land Use and Long Range Planning, Dublin, Ohio.

Downing, Andrew Jackson

1842 Cottage Residences. Reprinted as Victorian Cottage Residences by Dover Publications, Inc., New York, New York, 1981.

Gray & Pape, Inc.

2010 Ohio Modern: Preserving Our Recent Past Statewide Historic Context. Report prepared for Ohio State Historic Preservation Office, Columbus, Ohio.

Hardlines Design Company and Commonwealth Heritage Group.

2017 City of Dublin Historical and Cultural Assessment. Report prepared for City of Dublin Planning, Dublin, Ohio.

Hershman, Susan

2007 House Colors – Exterior Color by Style of Architecture. Gibbs Smith, Publisher, Layton, Utah.

<https://historicipswich.org/colors/>

2019 Painting your historic house, a guide to colors and color schemes. Prepared by John Fiske for the Ipswich Historical Commission and the Architectural Preservation District Commission. Accessed November 11, 2019.

Moss, Roger W.

1981 Century of Color, Exterior Decoration for American Buildings – 1820/1920. American Life Foundation, Watkins Glen, New York.

Moss, Roger W., editor

1994 Paint in America, The Colors of Historic Buildings. John Wiley & Sons, Inc., New York, New York.

McAlester, Virginia & Lee

1993 A Field Guide to American Houses. Alfred A. Knopf, Inc., New York, New York.

Stickley, Gustav

1909 Craftsman Homes, Architecture and Furnishings of the American Arts and Crafts Movement. Reprint by Dover Publications, Inc., New York, New York, 1979.

Walker, Lester

1996 American Homes, The Landmark Illustrated Encyclopedia of Domestic Architecture. Black Dog & Leventhal Publishers, Inc., New York, New York.

Ware, William R.

1903 The American Vignola, A guide to the Making of Classical Architecture. Reprint by Dover Publications, Inc. New York, New York, 1994.

13.0 Sherwin Williams - Historic Exterior Collection


Classic



SW2865 *Classic Yellow*



SW2831 *Classic Gold*



SW2829 *Classic White*


Colonial



SW0030 *Colonial Yellow*



SW2853 *New Colonial Yellow*



SW7723 *Colony Buff*



SW2827 *Colonial Revival Stone*



SW2832 *Colonial Revival Gray*



SW2828 *Colonial Revival Tan*




SW2826 *Colonial Revival Green Stone*



SW2825 *Colonial Revival Sea Green*

Downing




SW2820 *Downing Earth*



SW2813 *Downing Straw*



SW2822 *Downing Sand*




SW2819 *Downing Slate*

13.0 Sherwin Williams - Historic Exterior Collection

Downing Cont.



SW2821 *Downing Stone*



SW7002 *Downy*

Renwick



SW2805 *Renwick Beige*



SW2815 *Renwick Olive*



SW2818 *Renwick Heather*



SW2804 *Renwick Rose Beige*



SW2824 *Renwick Golden
Oak*

Rookwood



SW2812 *Rookwood Jade*



SW2817 *Rookwood Amber*



SW2802 *Rookwood Red*



SW2806 *Rookwood Brown*

13.0 Sherwin Williams - Historic Exterior Collection

Rookwood Cont.



SW2823 Rookwood Clay



SW2803 Rookwood Terra Cotta



SW2811 Rookwood Blue Green




SW2807 Rookwood Medium Brown




SW2814 Rookwood Antique Gold



SW2809 Rookwood Shutter Green



SW2801 Rookwood Dark Red



SW2808 Rookwood Dark Brown



SW2810 Rookwood Sash Green



SW2816 Rookwood Dark Green

Roycroft



SW0040 Roycroft Adobe



SW2833 Roycroft Vellum



SW2843 Roycroft Brass



SW2842 Roycroft Suede

13.0 Sherwin Williams - Historic Exterior Collection

**Roycroft
Cont.**



SW0034 *Roycroft Rose*



SW2848 *Roycroft Pewter*



SW2839 *Roycroft Copper
Red*



SW2844 *Roycroft Mist Gray*



SW2847 *Bottle Green*



SW2846 *Roycroft Bronze
Green*


Arts & Crafts



SW2834 *Birdseye Maple*




SW2835 *Craftsman Brown*




SW2836 *Quartersawn Oak*




SW2837 *Aurora Brown*



SW2838 *Polished
Mahogany*



SW2840 *Hammered Silver*



SW2841 *Weathered Shingle*



SW2845 *Bungalow Gray*

13.0 Sherwin Williams - Historic Exterior Collection

Suburban
Modern



SW2849 *Westchester Gray*



SW2850 *Chelsea Gray*



SW2851 *Sage Green Light*



SW2853 *New Colonial Yellow*



SW2854 *Caribbean Coral*



SW2855 *Sycamore Tan*



SW2856 *Fairfax Brown*




SW2857 *Peace Yellow*



SW2858 *Harvest Gold*



SW2859 *Beige*



SW2860 *Sage*




SW2861 *Avocado*




SW2863 *Powder Blue.*

14.0 Benjamin Moore


Williamsburg




CW-5 *Harwood Putty*



CW-10 *Capitol White*



CW-15 *Parish White*



CW-20 *Geddy White*



CW-25 *Williamsburg Stone*




CW-30 *Market Square Shell*




CW-35 *Palace Tan*



CW-40 *Tavern Gray*



CW-45 *York Gray*




CW-50 *Tyler Gray*




CW-55 *Finnie Gray*



CW-60 *Cole Stone*




CW-65 *Gunsmith Gray*



CW-85 *Randolph Gray*




CW-90 *Tavern Charcoal*




CW-95 *Lime White*

14.0 Benjamin Moore


Williamsburg
Cont.



CW-100 *Prentis Cream*



CW-105 *Bracken Cream*



CW-110 *Calcite*




CW-115 *Cornice Tan*



CW-125 *Brush Beige*



CW-130 *Coffeehouse Tan*



CW-135 *Raleigh Sorrel*




CW-140 *Timson Sand*



CW-150 *Everard Coffee*




CW-155 *Revolutionary Storm*




CW-160 *Dixon Brown*



CW-165 *Coffeehouse Chocolate*



CW-170 *Tarpley Brown*



CW-175 *Tucker Chocolate*



CW-180 *Bucktrout Brown*




CW-185 *Randolph Bisque*

14.0 Benjamin Moore

Williamsburg
Cont.



CW-190 Raleigh Tan



CW-200 Franklin White



CW-195 Chowning's Tan




CW-245 St. George Red



CW-250 Carriage Red



CW-255 Palace Arms Red



CW-260 Reid Brown



CW-265 Charlton Brown



CW-270 Nicolson Red



CW-275 Ludwell White



CW-280 Moir Gold



CW-285 Gamboge



CW-365 Byrd Beige



CW-370 Sweeney Yellow




CW-375 Tavern Ochre



CW-395 Governor's Gold

14.0 Benjamin Moore


Williamsburg
Cont.



CW-400 *Damask Yellow*




CW-405 *Damask Gold*



CW-410 *Chamber Yellow*



CW-415 *Wythe Tan*



CW-420 *Wythe Gold*




CW-425 *Palace Ochre*



CW-430 *Scrivener Gold*



CW-435 *Everal Gold*



CW-440 *Gloucester Green*



CW-445 *Burwell Green*



CW-450 *Greenhow Moss*



CW-485 *Burgess Green*



CW-490 *Levingston Green*



CW-495 *Russell Green*



CW-680 *Mopboard Black*



CW-685 *Ambler Slate*

14.0 Benjamin Moore


Williamsburg
Cont.




CW-690 *Bracken Slate*




CW-695 *Lampblack*



CW-700 *Slate*



CW-705 *Tucker Gray*




CW-710 *Bruton White*



CW-715 *Bone Black*



CW-720 *Geddy Gray*




CW-635 *Nelson Blue*




CW-640 *Pearl*



CW-645 *Apollo Blue*



CW-650 *Palace Pearl*




CW-655 *Greenhow Blue*



CW-660 *Chiswell Blue*

15.0 PPG Historic Collection - The Rich Colors of Heritage

Refined
Neutrals




PPG1084-2 *Onion Powder*



PPG1047-4 *Ancestral*



PPF1004-2 *Free Reign*




PPG1098-2 *Heavy Cream*



PPG1075-5 *Ranch Mink*



PPG1002-5 *Antique Silver*



PPG1086-4 *Pony Tail*




PPG1075-6 *Poppy Pods*



PPG1078-6 *Cocoa Delight*



PPG1098-5 *Jute*



PPG1073-7 *Fudge*




PPG1098-7 *Muddy River*

15.0 PPG Historic Collection - The Rich Colors of Heritage


Rich Warm



PPG1093-2 *Soleil*




PPG1052-1 *Ginger Cream*



PPG1058-1 *Potpourri*



PPG1093-3 *Hearth*



PPG1066-4 *Adorable*



PPG1056-7 *Brick Dust*



PPG1208-4 *Gold Bluff*



PPG1064-6 *Sahara Sun*



PPG10459-7 *Sweet
Spiceberry*



PPG1088-5 *Outback*




PPG1058-6 *Pizza Pie*



PPG1049-6 *Cabernet*




PPG1066-6 *Amaretto*



30YY 62-27 *Water Chestnut*

15.0 PPG Historic Collection - The Rich Colors of Heritage


Classic Cool



PPG1012-4 *Gray Frost*



PPG1111-3 *Safari*



PPG1156-2 *Bit of Heaven*




PPG1144-3 *Babbling Brook*



PPG1125-4 *Olive Spring*




PPG1154-4 *Twinkle*



PPG1150-4 *Kingston Aqua*



PPG1121-7 *Globe Artichoke*



PPG1035-6 *Superstition*



PPG1149-6 *Azalea Leaf*



PPG1134-7 *Pine Forest*



PPG1038-7 *Midnight Hour*

15.0 PPG Historic Collection - The Rich Colors of Heritage

Frank Lloyd
Wright -
Organic
Architecture



PPG1122-5 *Dill*




PPG1065-7 *Cedar Chest*




PPG1136-4 *Blue Shamrock*



PPG1146-5 *Palmetto*



PPG1086-1 *Horseradish*




PPG1020-1 *Atrium White*




PPG1214-7 *Yarrow*



PPG1038-5 *Feldspar*



PPG1111-2 *Bamboo*




PPG1006-2 *Shark*



PPG1086-5 *Earthy Ocher*



PPG1149-4 *Mountain Stream*



PPG1006-1 *Gypsum*



PPG1013-6 *Gray Flannel*



PPG1085-7 *Fig Branches*

15.0 PPG Historic Collection - The Rich Colors of Heritage

Frank Lloyd
Wright -
Natural
Elements



PPG13-02 Cherokee Red



PPG1065-6 Cinnabar



PPG1235-6 Safe Harbor




PPG1093-5 Antiquity




PPG1098-4 Spiced Vinegar



PPG1006-3 Early Evening



PPG1190-3 Sonia Rose




PPG1099-2 Vanilla Love



PPG1191-5 Freckles




PPG1169-5 Violet Verbena



PPG1167-3 Debonaire



PPG1024-4 Moth Gray



PPG1074-5 Peppered Pecan



PPG1111-2 Bamboo

15.0 PPG Historic Collection - The Rich Colors of Heritage

Frank Lloyd Wright - Inspiration Everywhere



PPG1079-7 Molasses




PPG1079-5 Cocoloco



PPG1063-6 Crushed Cinnamon



PPG1055-3 Rose Hip



PPG1085-2 Bone White



PPG1086-3 Almond Cream




PPG1069-4 Orange Maple




PPG1080-4 Siesta Dreams



PPG1112-5 Woolen Vest




PPG1069-7 Cinnamon Spice



PPG1001-2 Aria



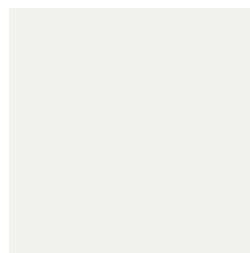
PPG1039-5 Garrison Gray



PPG1010-2 Fog



PPG16-18 Covered Wagon



PPG1001-1 Delicate White

