



# **Dublin Police Department**

## **Quarterly Report**

### **January – March 2021**



# Mission & Values

Dublin Division of Police employees are committed to protecting life, liberty and property. We will provide the highest level of service and work in partnership with our community to ensure public safety by focusing on the following core principles;

- Vigilant, Ethical and Impartial Enforcement of Law
- Critical Incident Preparedness and Response
- Crime Prevention, Reduction and Deterrence
- Improvement of Traffic Safety

We will remain dedicated to service and committed to excellence, focusing on the following core values: Professionalism, Integrity, Respect, Commitment

- **Professionalism:** We are members of an exceptional and highly trained law enforcement organization. Our conduct and demeanor adhere to the highest standards of personal and organizational excellence.
- **Integrity:** We hold ourselves accountable to the highest level of honesty, truthfulness, and ethical conduct.
- **Respect:** We ensure that all persons are treated with equality, dignity and courtesy.
- **Commitment:** We are dedicated to our Profession, our Community, our Agency and our Mission.

## Personnel Highlights & Staffing

### New Employees

Jordan Schumacher, Communications Technician, Hire Date 2/8/2021  
David Mason, Communications Technician, Hire Date 2/8/2021  
David Strominger, Communications Technician, Hire Date 2/8/2021

### Selection Processes

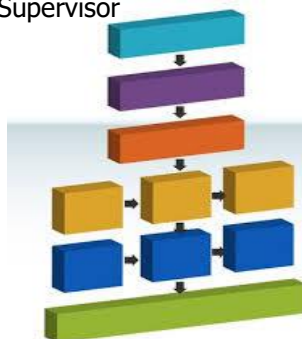
David Aronovic,, Selected Detective 1/1/2021  
Kyle Groves, Selected Community Impact Unit Investigator 1/1/2021  
William Kraye, Selected Detective Bureau Sergeant 1/1/2021  
Jason Murphy, Selected Detective 1/1/2021  
Cody Woodard, Selected Community Impact Unit Traffic Officer 1/1/2021

### Promotions

Amy Heger, Promoted to Communications Manager 1/19/2021  
Stephanie Skipworth, Promoted to Communications Manager 1/19/2021  
Lauren Yankanin, Promoted to Communications Manager 1/19/2021  
Jennifer Cain-Sultzbaugh, Promoted to Communications Supervisor 2/16/2021  
Katie Edwards, Promoted to Communications Supervisor 2/16/2021

### Resignations

Cassandra Brake, Resigned - Records Technician II 3/19/2021



[Click to View Org Charts](#)

## Focus & Results

**Goal #1: Enhance our readiness and demonstrate our ability to effectively respond to and successfully resolve critical incidents, major crimes, and/or issues of significant community concern.**

- Clearance rate of violent crimes increased from 2020 by 135.7%
- 12.2% decrease in reported crimes YTD from 2020

**Goal #2: Reduce theft offenses throughout the city.**

- 1.2% decrease in theft offenses from 2020 YTD
- 25.7% increase in thefts from vehicles from 2020 YTD
- 42.9% decrease in burglaries and B&Es from 2020 YTD

**Goal #3: Improve overall traffic safety in the city.**

- 38.7% decrease in traffic crashes from 2020 YTD
- 45.2% decrease in injury traffic crashes from 2020 YTD
- 58.3% decrease in OVI related traffic crashes from 2020 YTD

**Goal #4: Enhance and demonstrate our ability to effectively address drug offenses that contribute to crime affecting the city.**

<b>Staffing Levels:</b>	<b>Authorized/Actual</b>
Chief of Police	1/1
Police Lieutenant	2/2
Civilian Bureau Commander	1/1
Police Sergeant	6/6
Police Corporal	9/9
Police Officer	54/50*
Law Enforcement Planner	1/1
Accreditation Manager	1/1
Administrative Support III	1/1
Records Supervisor	1/1
Records Technician II	3/2*
Records Technician I	1/1
Police Property Technician	1/1
Operations Manager	1/1
Communications Manager	3/3
Communications Technician	29/27*
Communications Supervisor	6/4*
Totals	121/112*

\*below authorized staffing level

# Agency Quarterly Activity

January - March 2021

## Calls for Service

Total Calls for Service = 9,881

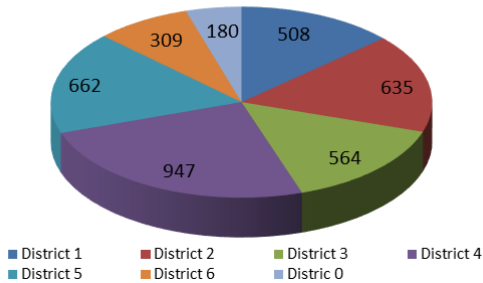
Total Citizen Initiated Calls = 3,805

911 Calls Received = 8,982

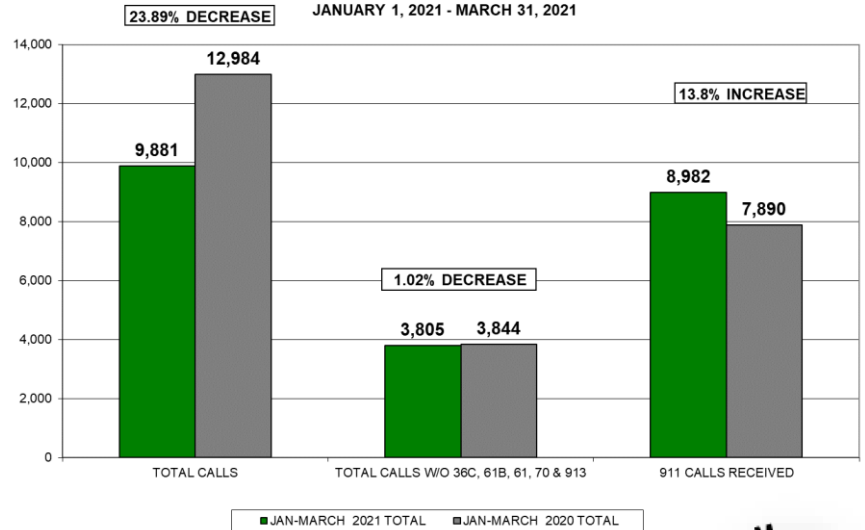
Average Response Time: 5 minutes

Average Total Time to Handle Calls: 41 minutes

**Calls for Service by District  
(w/o Officer Initiated Calls)**



## CALLS FOR SERVICE JANUARY 1, 2021 - MARCH 31, 2021



## Other Reported Activity

Number of Offense Reports = 252

Total Offenses Reported = 296

Number of Citations Issued = 708

Total Citations = 853

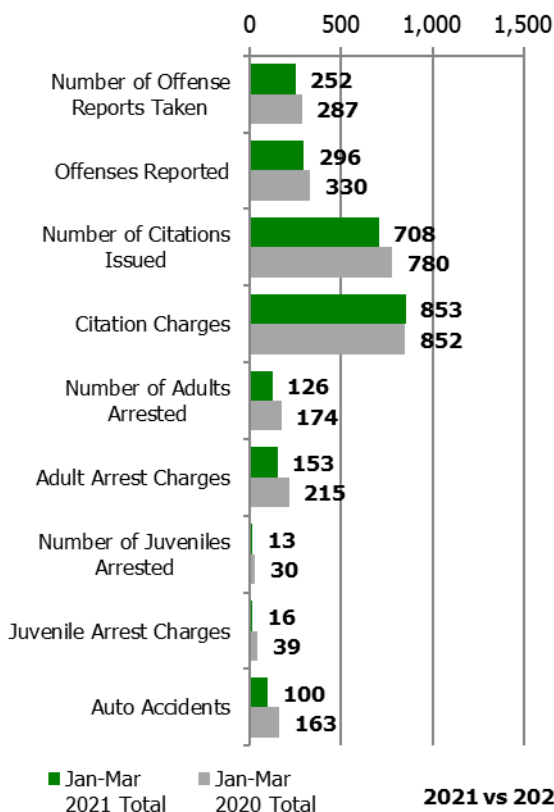
Number of Adults Arrested = 126

Adult Arrest Charges = 153

Number of Juveniles Arrested = 13

Juvenile Arrest Charges = 16

Total Accidents Reported = 100



2021 vs 2020

**Locks Save Lives.**  
Prevent Youth Suicides.



Learn more at [www.columbus.gov/LocksSaveLives](http://www.columbus.gov/LocksSaveLives).



Preventing suicide needs community solutions. The City of Dublin and Dublin Police are committed to providing the community with the resources they need to prevent self-harm and suicide and feel empowered to ask for mental health support.

### Locks Save Lives

The Dublin Police has partnered with Columbus Public Health to distribute lock boxes to help limit access to lethal means in homes.

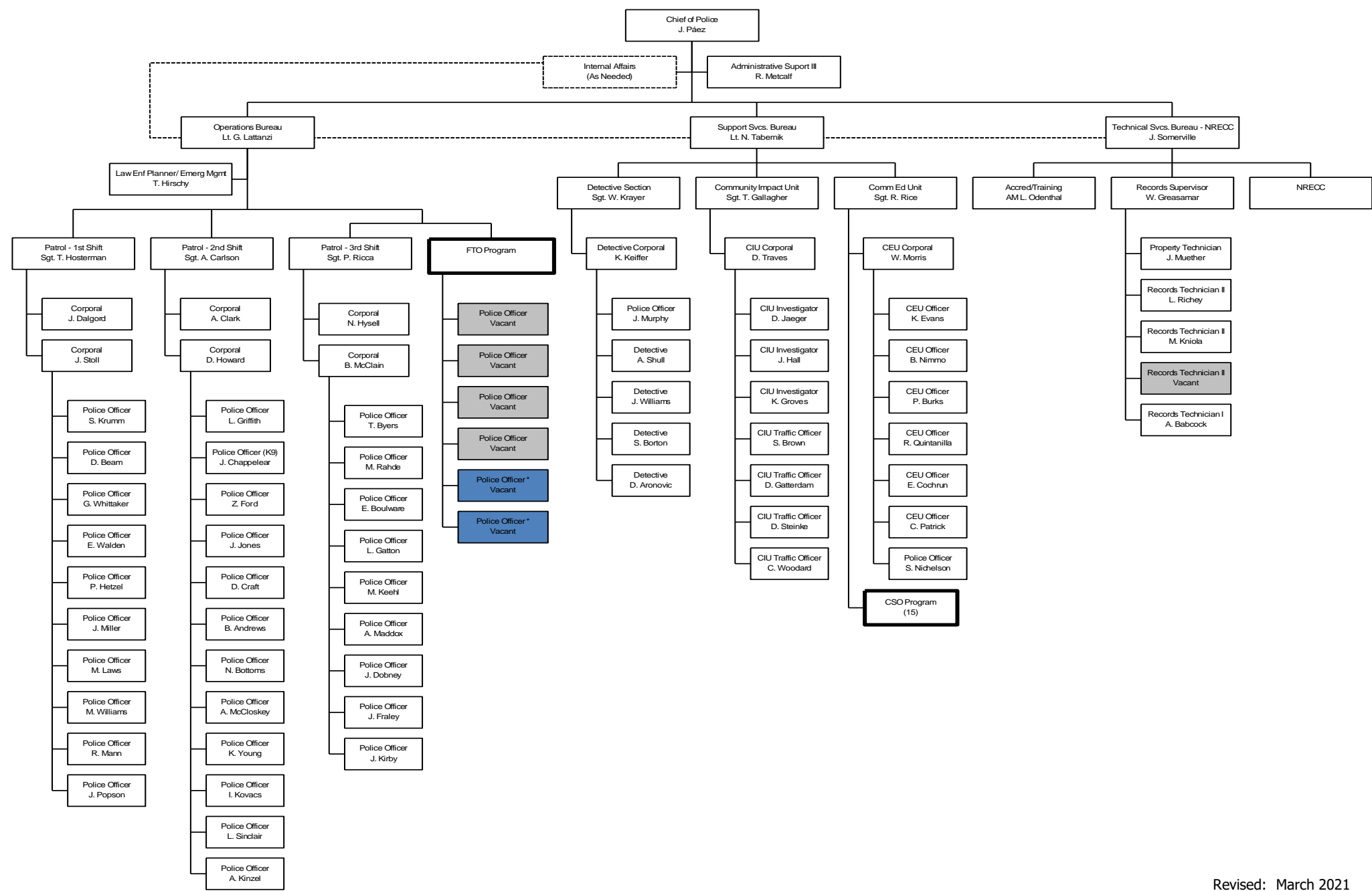
Limiting access to lethal means, such as firearms and medications, is an effective way to save the life of someone who is experiencing a suicidal crisis.

**Call the Dublin Police non-emergency number:  
1.614.889.1112 to ask for a lock box.**

Click or enter the link below for more information:

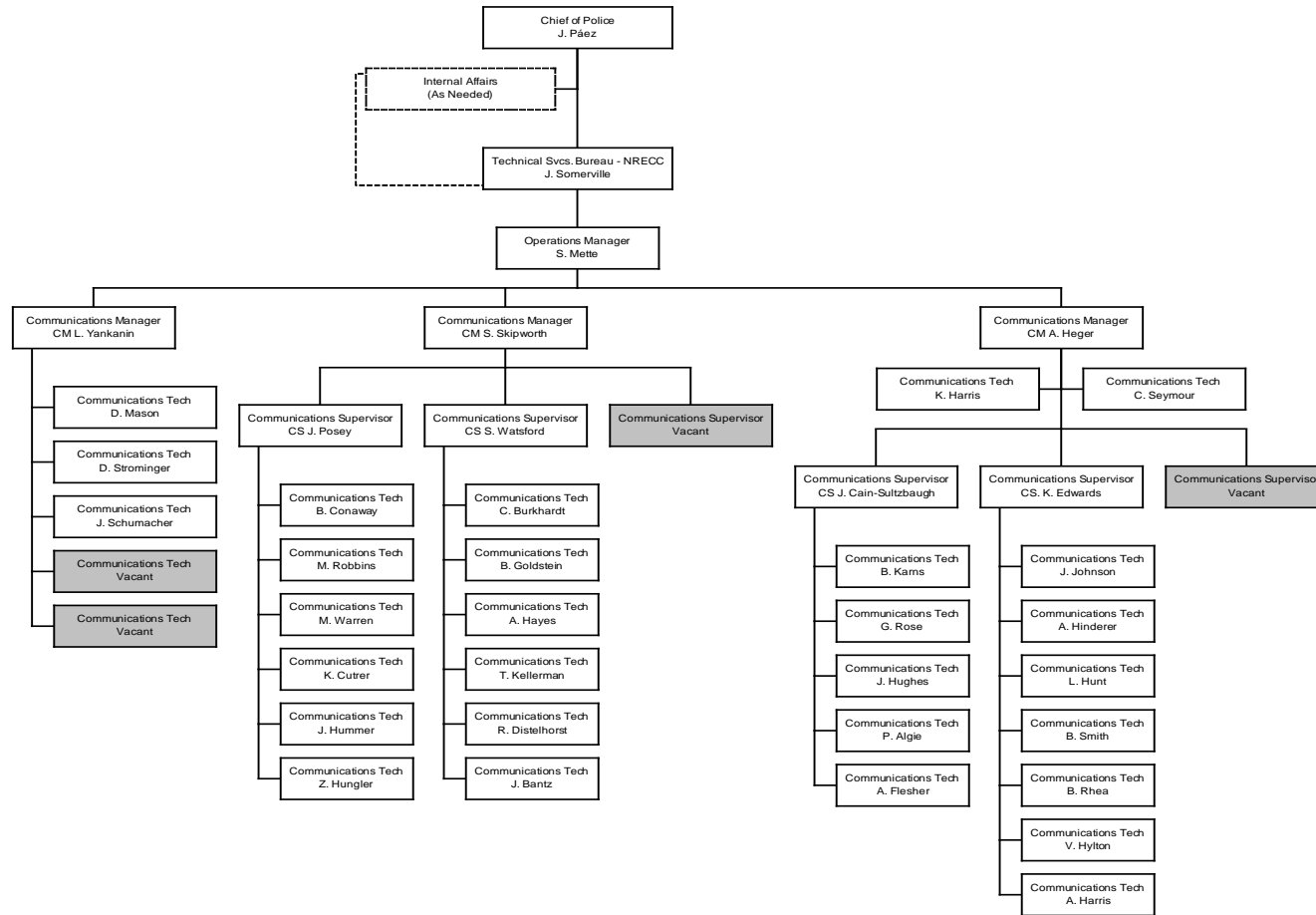
<https://dublinohiousa.gov/dublin-police/youth-suicide-prevention-resources/>

City of Dublin - Police Department - Organizational Chart - Standard 11.1.1



\* Two additional police officer positions temporarily authorized to allow for future anticipated retirements.

# City of Dublin - NRECC - Organizational Chart - Standard 11.1.1



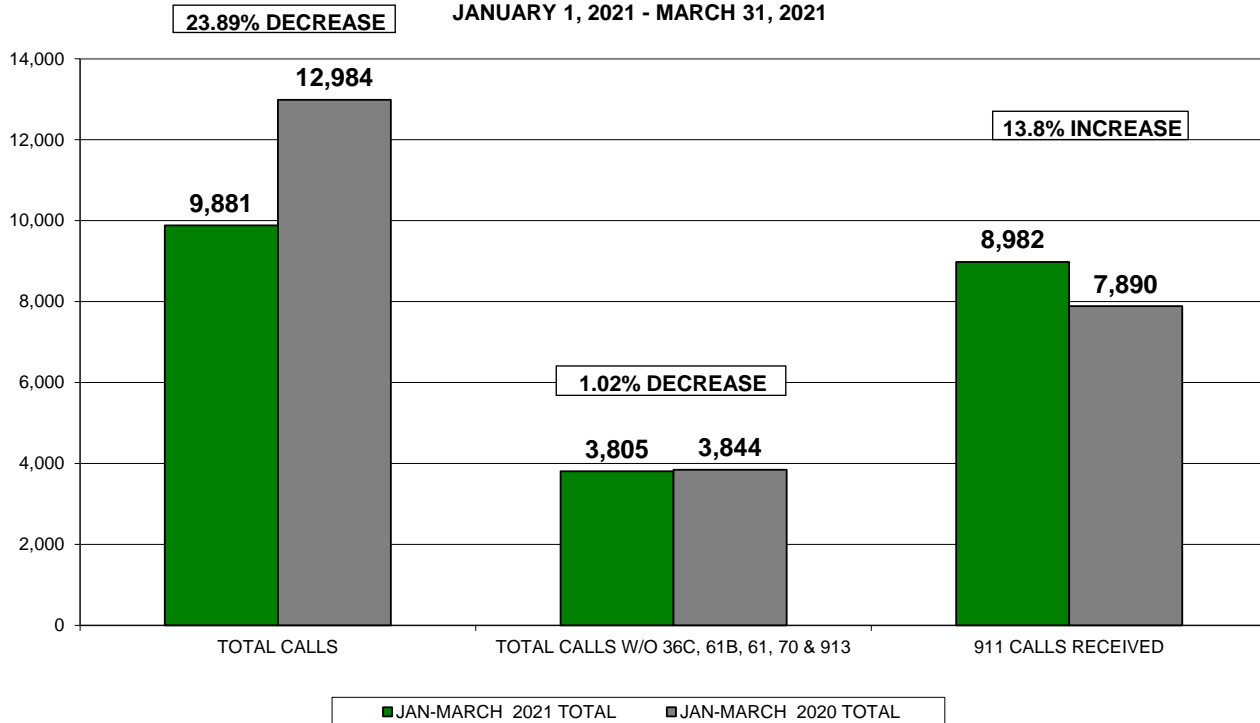
**CALLS FOR SERVICE SUMMARY**  
**JANUARY - MARCH, 2021**

DISTRICTS							DISTRICT 0	JAN-MARCH 2021 TOTAL	vs.	JAN-MARCH 2020 TOTAL
CODE# & DESCRIPTION	001	002	003	004	005	006	MUTUAL AID OUTSIDE CITY			
10-ASSIST OTHER AGENCY	3	9	3	10	10	2	52	89		83
100-BOMB THREAT	0	0	0	1	0	0	0	1		0
102-NARCOTICS	4	3	1	5	2	0	0	15		27
12-BURGLARY	0	1	2	4	1	0	0	8		17
12AL BURGLAR ALARM	71	59	85	66	61	31	2	375		498
12B-OPEN DOOR OR WINDOW	6	6	2	3	3	3	1	24		30
13-MISCELLANEOUS CALL	24	31	41	96	37	26	39	294		403
13C-COMMUNITY SERVICE EVENT	0	0	0	0	0	0	0	0		2
13T-PRISONER TRANSPORT	0	0	0	3	0	0	0	3		7
14-FRAUD BAD CHECK	37	54	191	169	76	9	2	538		70
15-WARRANT SERVICE	3	4	0	22	0	0	6	35		44
16-DECEASED PERSON	1	1	4	3	1	1	0	11		6
16A-DECEASED ANIMAL	0	2	2	1	2	0	0	7		5
18-ANIMAL BITE	1	0	0	1	2	0	0	4		1
18A-ANIMAL COMPLAINT	11	7	10	18	7	1	3	57		83
18B-BARKING DOG	1	0	2	1	0	1	0	5		5
2-ACCIDENT NON INJURY	14	38	8	32	37	17	3	149		209
20-DOMESTIC	15	3	6	8	4	0	0	36		25
22-DROWNING	0	1	0	0	0	0	0	1		0
24-INTOXICATED PERSON	1	1	0	5	1	7	0	15		17
24A -OMVI	6	7	6	6	12	3	6	46		91
26-FIGHT	2	1	0	0	0	0	0	3		5
28-FIRE RUN	4	2	7	3	2	0	2	20		15
29-EMS RUN	9	8	8	26	9	4	2	66		51
2A-HIT SKIP NON INJURY	2	11	1	8	5	13	0	40		48
2P-ACCIDENT PRIVATE PROPERTY	3	8	0	12	3	3	0	29		31
30-VICE COMPLAINT	1	1	0	2	0	0	0	4		4
34-JUVENILE COMPLAINT	3	5	12	19	11	27	0	77		34
36-THEFT	30	37	7	33	17	7	0	131		118
36B-FOUND PROPERTY	6	3	4	15	3	4	2	37		62
36C-COURTESY CARD	16	8	6	23	21	0	0	74		93
38-MISSING PERSON	3	0	0	2	1	0	0	6		6
38A-MISSING PERSON RETURNED	1	1	0	0	0	0	0	2		0
4-ACCIDENT INJURIES	2	9	0	5	2	1	0	19		45
40-PERSON WITH A GUN	0	0	0	0	2	0	0	2		2
40A-PERSON WITH A KNIFE	0	0	0	0	0	0	0	0		1
42-UNKNOWN CIRCUMSTANCES	2	4	1	0	2	7	1	17		15
42-UNKNOWN EMERGENCY	0	1	0	0	0	0	0	1		3
42A-911 HANG UP CALL	12	6	4	16	11	8	1	58		54
48-RAPE	0	1	0	0	0	0	0	1		6
48B-SEX OFFENSE	1	2	1	4	0	2	0	10		5
4A-HIT SKIP INJURY	0	0	0	0	1	0	0	1		2
4F-ACCIDENT FATAL	0	0	0	0	0	0	0	0		1
4P-ACCIDENT PRIV PROP INJURY	0	1	0	0	0	0	0	1		0
50-ROBBERY	1	1	0	0	0	0	0	2		2
50ALB-ROBBERY ALARM BUSINESS	1	0	0	0	0	7	0	8		33
50ALR-ROBBERY ALARM RESIDENCE	1	3	11	4	2	0	0	21		25
52A-SHOTS FIRED	1	1	0	0	3	0	0	5		15
56-STOLEN VEHICLE	3	0	0	1	4	0	1	9		7
56B-RECOVERED STOLEN VEHICLE	4	1	0	0	0	0	3	8		2
58-SUICIDE	0	0	0	0	0	0	0	0		2
58A-SUICIDE ATTEMPT	5	2	6	3	1	1	0	18		20
60-SUSPICIOUS PERSON	43	64	43	81	34	24	1	290		319
60A-SUSPICIOUS VEHICLE	29	28	4	28	16	7	0	112		111
61-HOUSE CHECK	25	68	128	53	150	0	0	424		1,498
61A-EXTRA PATROL	18	19	10	32	17	19	0	115		66
61B-TARGET PATROL	250	265	269	258	202	237	13	1,494		1,249
62-TRAFFIC DETAIL	1	0	0	0	1	0	0	2		14
64-VANDALISM	3	7	1	6	3	2	0	22		27
70-TRAFFIC VIOLATOR	410	195	106	170	374	197	106	1,558		2,236
72-SPEEDER OR RECKLESS DRIVER	12	31	13	16	68	11	38	189		185
74-DISABLED OR MOTORIST ASSIST	12	36	8	18	74	2	10	160		152
76-VEHICLE BLOCKING	11	16	9	31	22	6	2	97		127

**CALLS FOR SERVICE SUMMARY**  
JANUARY - MARCH, 2021

CODE# & DESCRIPTION	DISTRICTS						DISTRICT 0 MUTUAL AID OUTSIDE CITY	JAN-MARCH 2021 TOTAL	VS.	JAN-MARCH 2020 TOTAL
	001	002	003	004	005	006				
76A-PARKING VIOLATOR	1	7	7	17	7	6	1	46		102
78-VEHICLE LOCKOUT	20	13	6	20	12	5	0	76		79
8-ASSAULT	3	2	0	3	1	1	0	10		14
80-ROADWAY OBSTRUCTION	5	11	4	3	22	2	0	47		50
8A-MENACING THREATS	1	3	2	2	3	1	0	12		21
8B-TELEPHONE HARASSMENT	1	4	4	4	1	1	0	15		11
90-DISTURBANCE 2 UNITS	40	42	16	29	23	23	2	175		152
90A-DISTURBANCE 1 UNIT	9	14	12	33	17	12	0	97		131
913-FOOT PATROL	332	510	132	819	406	241	86	2,526		4,064
96-MENTAL	4	2	0	17	6	2	0	31		46
<b>TOTAL CALLS</b>	1,541	1,681	1,205	2,270	1,815	984	385	9,881		12,984
<b>TOTAL CALLS W/O 36C, 61B, 61, 70 &amp; 913</b>	508	635	564	947	662	309	180	3,805		3,844
<b>911 CALLS RECEIVED</b>								8,982		7,890

**CALLS FOR SERVICE**  
JANUARY 1, 2021 - MARCH 31, 2021



# OFFENSE REPORT SUMMARY

ACTUAL NUMBER OF OFFENSE REPORTS	JAN-MARCH 2021		JAN-MARCH 2020
TOTAL	252	VS	287

GROUP A	DEPARTMENT CLASSIFICATION	IBR CODE	JAN-MARCH 2021	JAN-MARCH 2020
	AGGRAVATED ASSAULT	13A	2	0
	ARSON	200	1	0
	BURGLARY/BREAKING AND ENTERING	220	8	14
	COUNTERFEITING/FORGERY	250	2	1
	CREDIT CARD/AUTOMATIC TELLER MACHINE FRAUD	26B	4	1
	DISTRUCTION/DAMAGE/VANDALISM OF PROPERTY	290	12	21
	DRUG EQUIPMENT VIOLATIONS	35B	22	21
	DRUG/NARCOTIC VIOLATIONS	35A	22	33
	EXTORTION/BLACKMAIL	210	0	0
	FALSE PRETENSES/SWINDLE/CONFIDENCE GAME	26A	4	2
	FORCIBLE FONDLING	11D	3	1
	FORCIBLE RAPE	11A	2	5
	IDENTITY FRAUD	26F	34	6
	IMPERSONATION	26C	0	0
	INTIMIDATION	13C	8	8
	KIDNAPPING/ABDUCTION	100	2	1
	MOTOR VEHICLE THEFT	240	4	9
	PORNOGRAPHY/OBSCENE MATERIAL	370	0	1
	RECEIVING STOLEN PROPERTY	280	3	0
	ROBBERY	120	2	2
	SIMPLE ASSAULT	13B	34	28
	THEFT - ALL OTHER LARCENY	23H	24	34
	THEFT - PURSE-SNATCHING	23B	1	1
	THEFT - SHOPLIFTING	23C	10	10
	THEFT - THEFT FROM BUILDING	23D	5	4
	THEFT - THEFT FROM MOTOR VEHICLE	23F	40	28
	THEFT - THEFT OF VEHICLE PARTS OR ACCESSORIES	23G	4	6
	WEAPON LAW VIOLATIONS	520	7	4
	WIRE FRAUD	26E	0	0
TOTAL GROUP A			260	241

GROUP B	DEPARTMENT CLASSIFICATION	IBR CODE	JAN-MARCH 2021	JAN-MARCH 2020
	BAD CHECKS	90A	0	0
	CURFEW/LOITERING/VAGRANCY VIOLATIONS	90B	0	1
	DISORDERLY CONDUCT	90C	6	3
	DRIVING UNDER THE INFLUENCE	90D	10	59
	LIQUOR LAW VIOLATIONS	90G	3	4
	VOYEURISM	90H	0	0
	RUNAWAY	90I	1	0
	TRESPASS OF REAL PROPERTY	90J	2	6
	ALL OTHER OFFENSES	90Z	14	16
TOTAL GROUP B			36	89

TOTAL OFFENSES REPORTED

296

330



# TRAFFIC ENFORCEMENT SUMMARY

NUMBER OF CITATIONS ISSUED	JAN-MARCH 2021	JAN-MARCH 2020
<b>TOTAL</b>	<b>708</b>	<b>780</b>

TYPE OF CITATION & SECTION#	JAN-MARCH 2021	JAN-MARCH 2020
ACDA	9	38
APPROACHING STATIONARY PUBLIC SAFETY VEHICLE	0	1
ASSURED CLEAR DISTANCE, SPEED/ACDA	5	5
CHILD RESTRAINT SYSTEM, EXCEPTIONS	1	2
CHILD SUPPORT (SUS)	1	0
DISPLAY LICENSE/VALIDATION	1	4
DISPLAY OF LICENSE PLATES	4	69
DIVIDED ROADWAYS	0	3
DRIVER LICENSE SUSPENDED	1	3
DRIVING UNDER SUSPENSION OR VIOLATION OF LICENSE RESTRICTION	4	4
DRIVING UNDER THE INFLUENCE OF ALCOHOL OR DRUGS	9	52
DRIVING UNSAFE VEHICLE	0	1
DRIVING UPON DIVIDED ROADWAYS	1	0
DRIVING WITHIN MARKED LANES	7	14
DUS - 12 POINT SUSPENSION	1	1
DUS - FRA	50	29
DUS - OVI COURT SUSPENSION	4	2
DUS - OVI SUSPENSION	2	1
DUS- FAIL TO REINSTATE	1	5
DUS NON COMPLIANCE SUSPENSION	0	1
DUS OR VIOLATION OF LICENSE RESTRICTION	32	15
EXP REGISTRATION	0	1
FAILURE TO REGISTER	0	1
FAIL TO CONTROL	3	9
FAIL TO STOP AT RED LIGHT	4	8
FAIL TO YIELD-PRIVATE DRIVE	1	1
FAILURE TO CONTROL	21	31
FAILURE TO REGISTER	1	1
FAILURE TO REINSTATE OL	7	8
FICTIOUS PLATES	0	1
FOLLOWING TOO CLOSELY	3	0
FTY - STOPPED CRUISER	0	1
FTY - TURNING LEFT	7	6
HEADLIGHTS ON MOTOR VEHICLES AND MOTORCYCLES	0	1
HIT/SKIP - CODE 2/4	0	2
HIT/SKIP - CODE 2P/4P	0	2
HIT/SKIP PRIVATE PROPERTY	0	1
INATTENTION	3	0
JUVENILE TRAFFIC OFFENDER	1	0
LANE CHANGE - UNSAFE	7	12
LEAVING THE SCENE OF AN ACCIDENT	0	1
LEFT OF CENTER	1	5
LICENSE FORFEIT	3	3
LIGHTED HEADLIGHTS	0	3
MARKED LANES	0	3
MV STOP LIGHTS	0	2
NO OPERATOR'S LICENSE	60	45

# TRAFFIC ENFORCEMENT SUMMARY

NUMBER OF CITATIONS ISSUED	JAN-MARCH 2021	JAN-MARCH 2020
<b>TOTAL</b>	<b>708</b>	<b>780</b>

TYPE OF CITATION & SECTION#	JAN-MARCH 2021	JAN-MARCH 2020
NON COMPLIANCE SUSPENSION	7	14
OBEYING TRAFFIC CONTROL DEVICES	1	4
OBSCURED PLATES	0	2
OCCUPENT RESTRAINING DEVICES	1	1
ONE-WAY TRAFFIC - ROTARY ISLANDS	1	0
OPERATING MV OR MOTORCYCLE WITHOUT VALID LICENSE	2	3
OPERATION AT YIELD SIGN	1	1
OVI PER SE	0	1
OVI .17% >	0	1
OVI BREATH	0	7
OVI PER SE BREATH (.17 + (SUPER)	0	9
OVI REFUSAL CONVICTION (PRIOR W/20 YRS)	2	7
PASSING STOPPED SCHOOL BUS	0	1
PHYSICAL CONTROL	1	2
PHYSICAL CONTROL UNDER INFLUENCE	0	2
PROHIBITED ACTS	0	1
PROHIBITED TURN IN ROADWAY	2	0
RECKLESS OPERATION	1	0
RECKLESS OPERATION - PRIVATE	0	2
RECKLESS OPERATION - ROADWAY	2	1
RIGHT OF WAY RULE WHEN TURNING LEFT	0	5
RIGHT-OF-WAY ON ROADWAY	3	2
RULES FOR TURNS AT INTERSECTIONS	2	0
RULES GOVERNING OVERTAKING AND PASSING OF VEHICLES	0	1
SEAT BELTS REQUIRED	8	1
SIGNAL LIGHTS	0	2
SLOW SPEED	1	0
SPEED - SCHOOL ZONE	33	13
SPEED - SLOW	0	1
SPEED LIMIT	486	302
SQUEALING TIRES - NOISE	0	1
STARTING AND BACKING VEHICLE	2	0
STOP AND YIELD SIGNS	0	1
STOP SIGNS	1	5
STOPPING AFTER ACCIDENT	3	1
STOPPING AFTER ACCIDENT INVOLVING INJURY TO PERSONS OR PROP.	2	0
STOPPING FOR SCHOOL BUS	2	1
TEMP PERMIT (OPERATING SOLO)	2	7
TEMPORARY INSTRUCTION PERMIT	0	1
TIME FOR LIGHTED LIGHTS ON MOTOR VEHICLES	0	2
TRAFFIC CHARGES - HEADLIGHTS 4513.14A	0	2
TRAFFIC CHARGES - RIGHT OF WAY	1	3
TRAFFIC CONTROL SIGNAL TERMS AND LIGHTS	9	4
TRAFFIC SIGNAL RIGHT TURN ON RED	3	1
TURN AND STOP SIGNAL	1	0
TURN SIGNAL REQUIRED	1	1
TWO LIGHTS DISPLAYED	1	2

## TRAFFIC ENFORCEMENT SUMMARY

NUMBER OF CITATIONS ISSUED	JAN-MARCH 2021	JAN-MARCH 2020
<b>TOTAL</b>	<b>708</b>	<b>780</b>

TYPE OF CITATION & SECTION#	JAN-MARCH 2021	JAN-MARCH 2020
TWO OR MORE STOP LIGHTS REQUIRED	0	1
UNSAFE BACKING	0	2
UNSAFE LANE CHANGE	5	2
USE ILLEGAL PLATES; TRANSFER OF REGISTRATION	1	0
USE OF SUNSCREENING, WINDOW TINT	1	0
U-TURN PROHIBITED	1	0
YIELD SIGNS	7	7
<b>TOTAL</b>	<b>852</b>	<b>828</b>

### PARKING CITATION CHARGES

TYPE OF CITATION & SECTION#	JAN-MARCH 2021	JAN-MARCH 2020
HANDICAP PARKING	0	12
LEAVING VEHICLES ON PRIVATE PROPERTY-FIRE LANES	0	1
MANNER OF PARALLEL PARKING; HANDICAPPED PARKING	0	1
PROHIBITED STANDING OR PARKING PLACES	1	10
<b>TOTAL</b>	<b>1</b>	<b>24</b>

<b>TOTAL CITATIONS</b>	<b>853</b>	<b>852</b>
------------------------	------------	------------

## ADULT ARREST SUMMARY

ACTUAL NUMBER OF ADULTS ARRESTED	JAN-MARCH 2021	JAN-MARCH 2020
<b>TOTAL</b>	<b>126</b>	<b>174</b>

BREAKDOWN OF CHARGES	JAN-MARCH 2021	JAN-MARCH 2020
ABUSING HARMFUL INTOXICANTS	0	1
AGGRAVATED MENACING	0	1
ALCOHOL-UNDERAGE POSSESSION	1	1
ANIMALS OR FOWL RUNNING AT LARGE	2	0
ASSAULT	9	6
BURGLARY	1	0
CARRYING CONCEALED WEAPONS	1	1
COUNTERFEIT CURRENCY	0	1
CRIMINAL DAMAGING/ENDANGERING	1	1
CRIMINAL MISCHIEF	1	0
CRIMINAL TRESPASS	1	3
DISORDERLY CONDUCT	2	1
DOMESTIC VIOLENCE	0	1
DOMESTIC VIOLENCE - SIMPLE ASSAULT	18	9
DOMESTIC VIOLENCE - MENACING OR INTIMIDATION	1	1
DRIVING UNDER OVI SUSPENSION	1	1
DRIVING WHILE UNDER THE INFLUENCE OF ALCOHOL/ DRUGS	9	57
DRUG ABUSE - MARIJUANA	1	10
DRUG ABUSE - SCHEDULE III, IV, V SUBSTANCE	0	1
DRUG PARAPHERNALIA	4	7
ENDANGERING CHILDREN	2	0
FAIL TO CONTROL	0	3
FAILURE TO APPEAR; ISSUANCE OF WARRANT	3	1
FAILURE TO COMPLY WITH ORDER OR SIGNAL OF P.O.	1	0
FAILURE TO REPORT	0	1
FALSIFICATION	2	1
FELONIOUS ASSAULT	2	0
HAVING PHYSICAL CONTROL OF VEHICLE WHILE UNDER THE INFLUENCE	1	3
IMPROPERLY HANDLING FIREARMS IN A MOTOR VEHICLE	1	1
LEAVING THE SCENE OF AN ACCIDENT	0	1
LICENSE OR REGISTRATION REQUIRED	0	1
LITTERING	0	1
MARIJUANA DRUG PARAPHERNALIA	0	7
MARKED LANES	0	2
MENACING	1	0
MOTOR VEHICLE THEFT	0	1
NO OPS	1	0
OBSTRUCTING OFFICIAL BUSINESS	2	2
OFFENSES INVOLVING UNDERAGE PERSONS	6	3
OPEN CONTAINER LIQUOR	0	1
OVI	0	1
OVI BREATH	0	1
POSSESSING DRUG ABUSE INSTRUMENTS	3	2
POSSESSION OF DRUGS	6	7

## ADULT ARREST SUMMARY

ACTUAL NUMBER OF ADULTS ARRESTED	JAN-MARCH 2021	JAN-MARCH 2020
<b>TOTAL</b>	<b>126</b>	<b>174</b>

BREAKDOWN OF CHARGES	JAN-MARCH 2021	JAN-MARCH 2020
POSSESSION OF FENTANYL	0	1
POSSESSION OF MARIJUANA	0	2
PROHIBITED ACTS	1	1
PURCHASE OR CONSUMPTION LOW ALCOHOL UNDER 18	1	0
RECEIVING STOLEN PROPERTY	3	0
RECKLESS OPERATION	1	0
RESISTING ARREST	0	1
SPEED	0	3
STOP SIGNS	1	0
TELECOMMUNICATIONS HARASSMENT	0	1
TELEPHONE HARASSMENT	1	0
THEFT - ALL OTHER LARCENY	0	5
THEFT - FROM MOTOR VEHICLE	1	0
THEFT - SHOPLIFTING	0	1
TRAFFICKING IN DRUGS	2	1
VEHICULAR VANDALISM	1	0
VIOLATE PROTECTION ORDER OR CONSENT AGREEMENT	2	1
WARRANT ARREST FOREIGN AGENCY	47	35
WARRANT ARREST FTA/FTC	8	20
<b>TOTAL CHARGES</b>	<b>153</b>	<b>215</b>

## JUVENILE ARREST SUMMARY

ACTUAL NUMBER OF JUVENILES ARRESTED	JAN-MARCH 2021	JAN-MARCH 2020
<b>TOTAL</b>	<b>13</b>	<b>30</b>

BREAKDOWN OF CHARGES	JAN-MARCH 2021	JAN-MARCH 2020
ASSAULT	1	6
BREAKING AND ENTERING	2	0
CRIMINAL DAMAGING/ENDANGERING	1	2
CRIMINAL TRESPASS	0	3
CURFEW (13-17)	0	6
DISORDERLY CONDUCT	2	1
DOMESTIC VIOLENCE - SIMPLE ASSAULT	1	3
DOMESTIC VIOLENCE - MENACING OR INTIMIDATION	1	0
DRUG ABUSE - MARIJUANA	1	3
DRUG PARAPHERNALIA	1	1
JUVENILE CIGARETTE OR OTHER TABACCO PRODUCTS VIOLATIONS	0	1
MARIJUANA DRUG PARAPHERNALIA	0	3
OFFENSES INVOLVING UNDERAGE PERSONS	3	0
PARKS HOURS OF OPERATIONS	0	2
POSSESSION OF DRUGS	1	2
RECEIVING STOLEN PROPERTY	2	0
THEFT - SHOPLIFTING	0	2
UNAUTHORIZED USE OF MOTOR VEHICLE	0	4
	0	0
	0	0
<b>TOTAL</b>	<b>16</b>	<b>39</b>

## ACCIDENTS

TYPE OF ACCIDENT	JAN-MARCH 2021	JAN-MARCH 2020
FATAL	0	1
PROPERTY DAMAGE	59	100
HIT SKIP	18	21
INJURY ACCIDENT	18	39
INJURY HIT SKIP	5	2
<b>TOTALS</b>	<b>100</b>	<b>163</b>

## ACCIDENT ANALYSIS

### January - March 2021

January 1, 2021 through March 31, 2021 there were 100 reported traffic accidents, resulting in an average 1.11 accidents/day. Compared to 2020, accidents decreased 38.7% (2021 = 100; 2020 = 163).

Personal injury accidents (23) accounted for 23.0% of the total. Property damage accidents accounted for the majority of our activity with 77 reports being filed (77.0%).

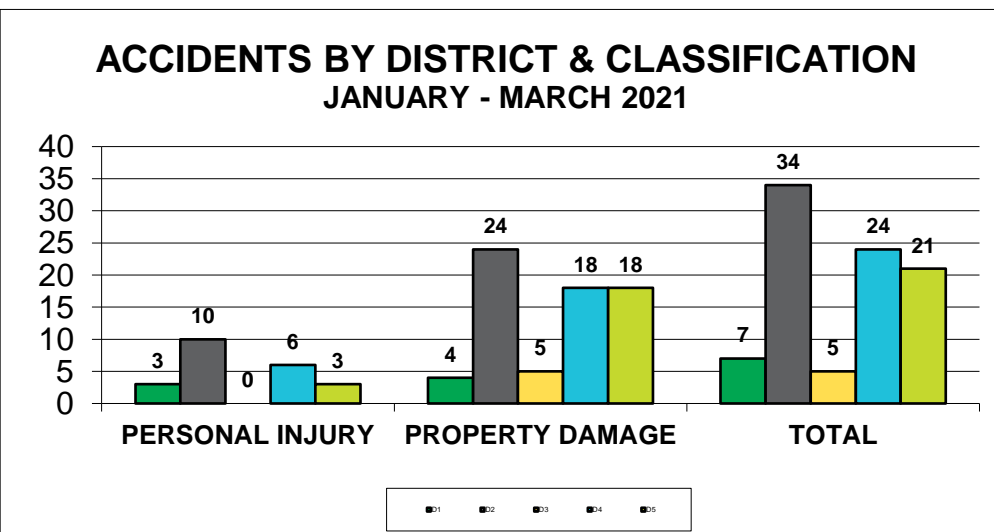
District 2 experienced the majority of accidents (34 or 34.0%) followed by District 4 with 24 accidents (24.0%). There were 7 collisions in District 1 (7.0%); 5 collisions in District 3 (5.0%); 21 collisions in District 5 (21.0%); and 9 collisions in District 6 (9.0%). The busiest day of the week for accident activity for the reporting period was Sunday with 19 accidents (19.0%) reported. The second busiest day was Wednesday with 18 accidents (18.0%) reported. Accident activity for the remaining days of the week were as follows: Monday = 17 (17.0%); Tuesday = 10 (10.0%); Thursday = 11 (11.0%); Friday = 13 (13.0%); and Saturday = 12 (12.0%).

The most frequent contributing factor was Other Improper Action which accounted for 18 or 18.0% of the accidents. The next most recurrent contributing factor was Failure To Yield accounting for 17 or 17.0% of the accidents for the reporting period. The busiest time of day for accident activity was between 4PM-5PM with 9 (9.0%) accidents.

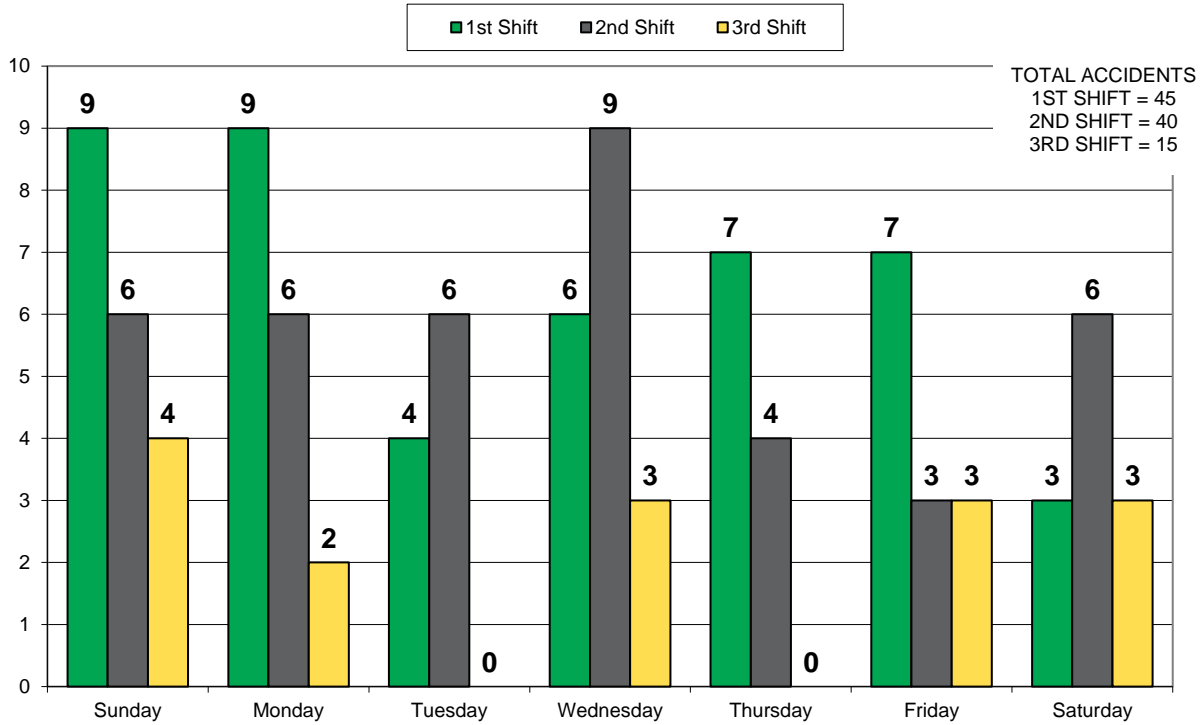
Five (5) crashes were identified as having been alcohol related (5.0%). The drivers in these accidents were arrested and charged with OVI. Seventy-three (73) citations were issued to at fault drivers as a result of their accidents 73.0%

### ACCIDENTS BY DISTRICT & CLASSIFICATION

DISTRICT	PERSONAL INJURY	PROPERTY DAMAGE	TOTAL
D1	3	4	7
D2	10	24	34
D3	0	5	5
D4	6	18	24
D5	3	18	21
D6	1	8	9
TOTAL	23	77	100



### ACCIDENTS BY DAY OF WEEK & SHIFT JANUARY 1 - MARCH 31, 2021



### ACCIDENTS & CITATIONS BY HOUR JANUARY 1 - MARCH 31, 2021

