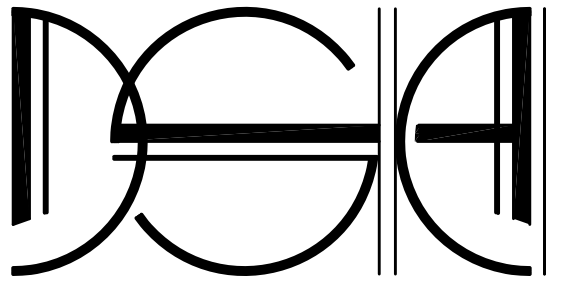


DRAKE DANCE ACADEMY

6419 OLD AVERY RD
DUBLIN, OHIO 43016

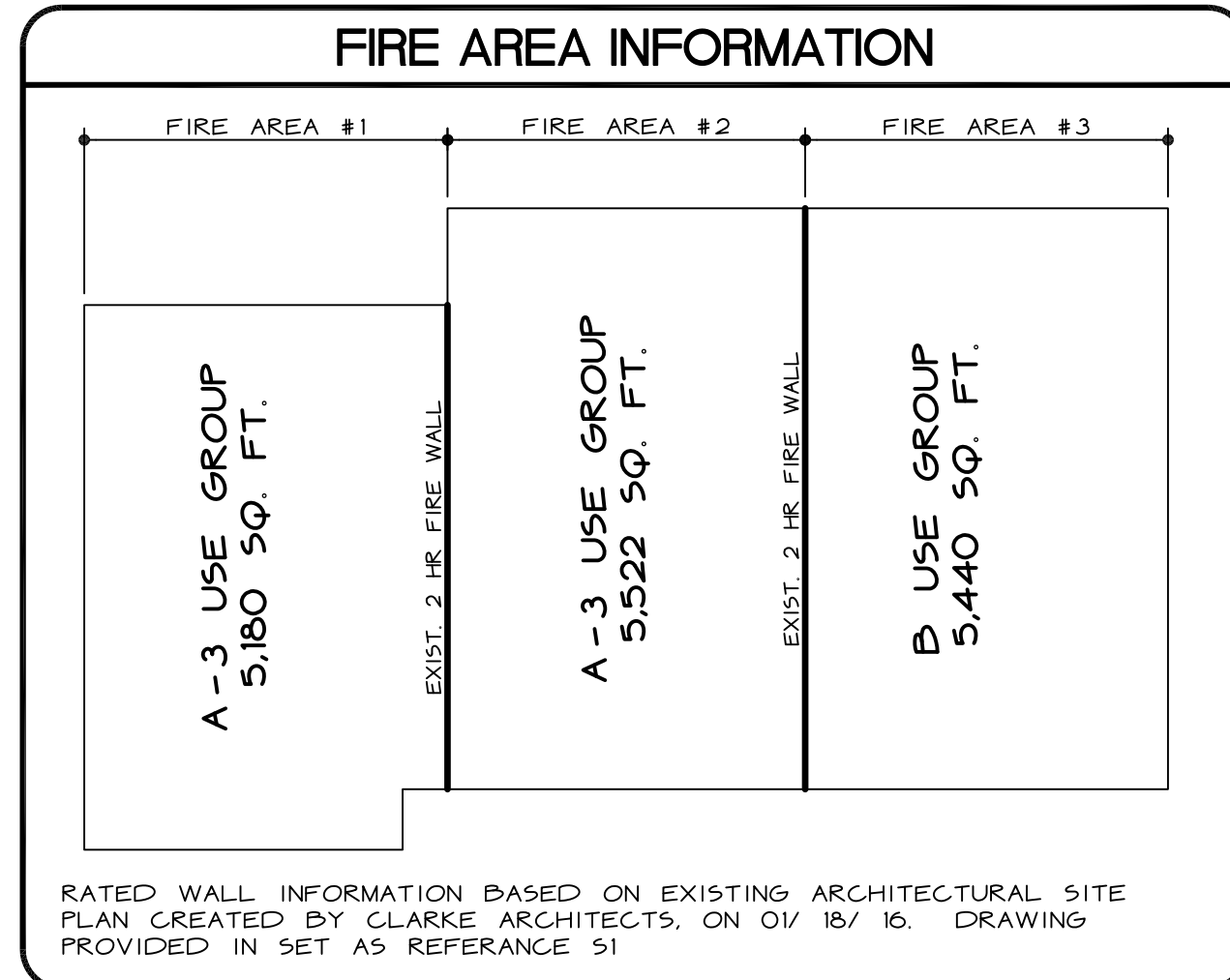
72 MILL ST. - GAHANNA, OH 43230 TEL (614) 840-0986
WWW.DSAARCHITECTSINC.COM FAX (614) 840-0989



FIRE EXTINGUISHERS FOR CLASS A FIRE HAZARDS (OBC 906.3(I))

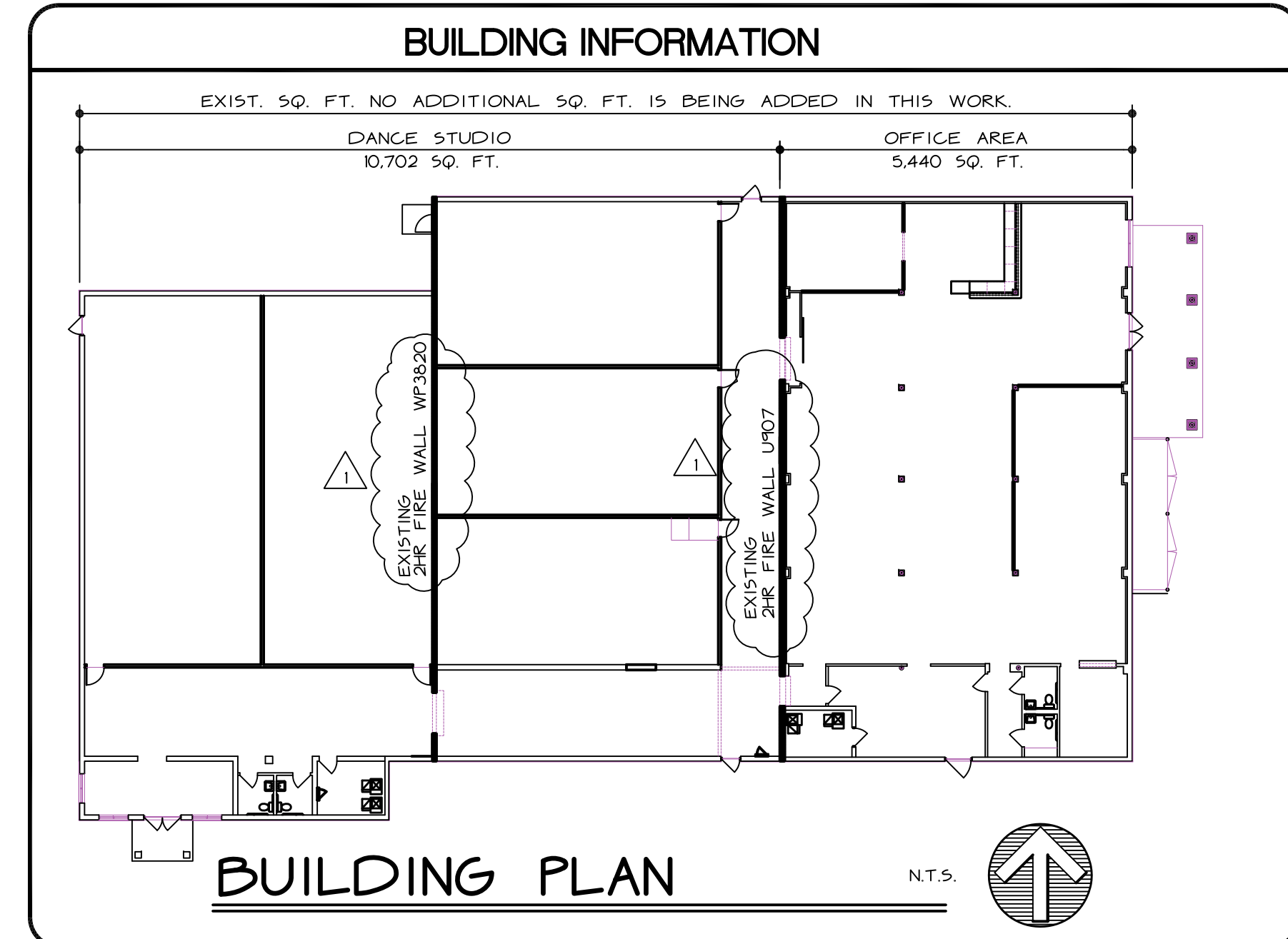
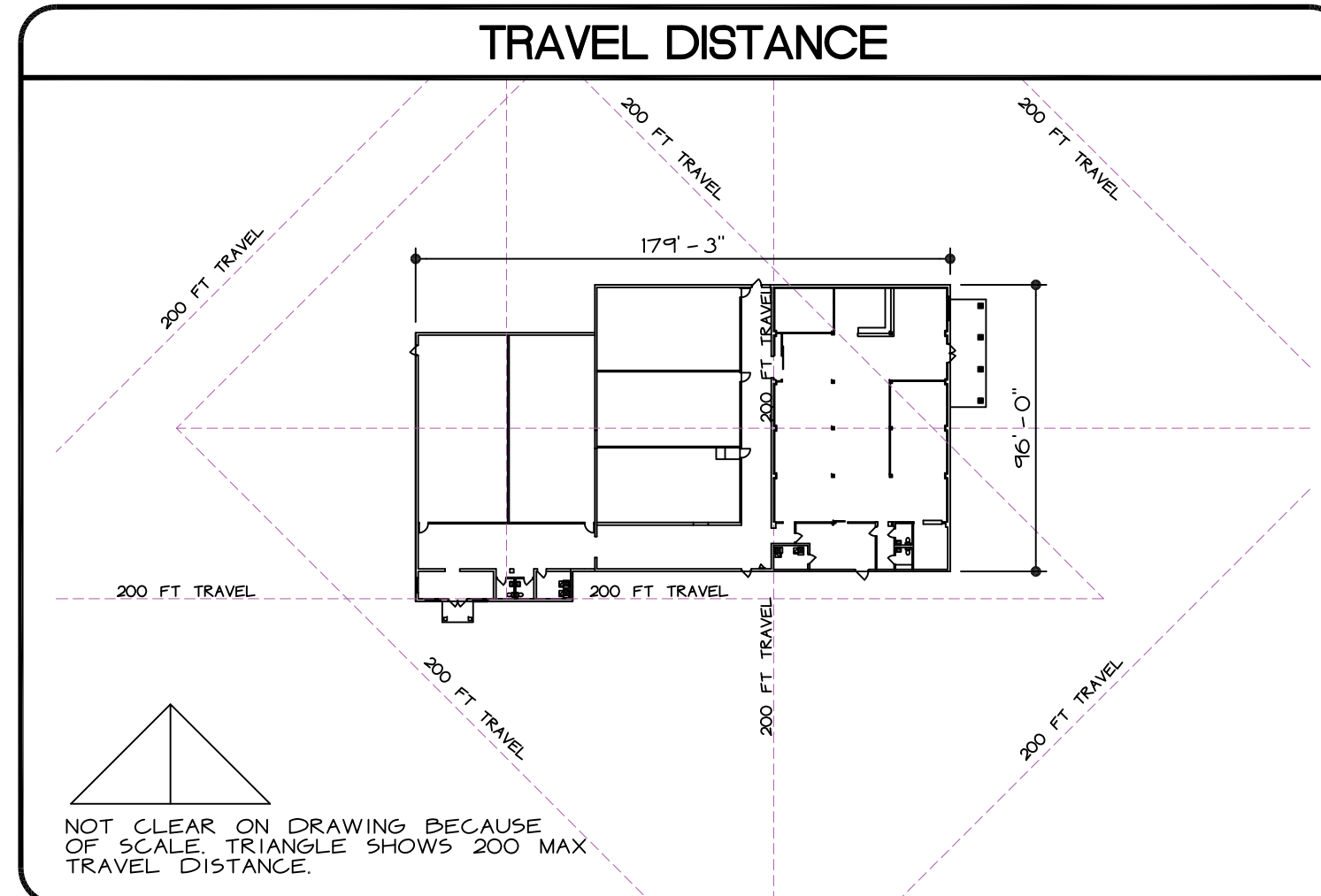
	LIGHT (LOW) HAZARD OCCUPANCY	ORDINARY (MODERATE) HAZARD OCCUPANCY	EXTRA HIGH HAZARD OCCUPANCY
MAXIMUM RATED SINGLE EXTINGUISHER	2-A	2-A	4-A
MAXIMUM FLOOR AREA PER UNIT OF A	3,000 SQUARE FEET	1,500 SQUARE FEET	1,000 SQUARE FEET
MAXIMUM FLOOR AREA FOR EXTINGUISHER ^B	11,250 SQUARE FEET	11,250 SQUARE FEET	11,250 SQUARE FEET
MAXIMUM TRAVEL DISTANCE TO EXTINGUISHER	75 FEET	75 FEET	75 FEET

FOR 5# 1 FOOT-3048 MM 1 SQUARE FOOT • 0.042M² 1 GALLON • 3.785 L
A. TWO 2 1/2 GALLON WATER-TYPE EXTINGUISHERS SHALL BE DEEMED THE EQUIVALENT OF ONE 4-A RATED EXTINGUISHER.
B. ANNEX E.3.3 OF NFPA 10 PROVIDES MORE DETAILS CONCERNING APPLICATION OF THE MAXIMUM FLOOR AREA CRITERIA.
C. TWO WATER-TYPE EXTINGUISHERS EACH WITH A 1-A RATING SHALL BE DEEMED THE EQUIVALENT TO THE 2-A RATED EXTINGUISHER FOR LIGHT (LOW) HAZARD OCCUPANCIES.



PLUMBING FIXTURE COUNT

TOILET COUNT		LAVATORY COUNT	
ASSEMBLY • 91	ASSEMBLY • 91		
MALE • 45.5	BUSINESS • 54		
FEMALE • 45.5	OCCUPANCY • 145		
BUSINESS • 54			
OCCUPANCY • 145			
TABLE 902.1		TABLE 902.1	
TOILETS		SINKS	
A-3 MALE 1/125	A-3 1/200	A-3 1/200	
FEMALE 1/65	B 1/40 1/80	B 1/40 1/80	
1/80			
EXISTING LAVATORIES • 4		EXISTING LAVATORIES • 4	
ASSEMBLY		ASSEMBLY	
MALE 45.5/125 • 0.36		MALE 45.5/125 • 0.36	
FEMALE 45.5/65 • 0.7		FEMALE 45.5/65 • 0.7	
TOTAL 106		TOTAL 106	
BUSINESS 54/80 • 0.67		BUSINESS 54/80 • 0.67	
TOTAL 67		TOTAL 67	
BUILDING TOTAL 174		BUILDING TOTAL 174	
4 TOILET > 174 REQ. TOILETS		4 TOILET > 174 REQ. TOILETS	



BUILDING CODE NOTES

DESIGN PER:
2017 OHIO BUILDING CODE (OBC)
2017 OHIO PLUMBING CODE (OPC)
2017 OHIO MECHANICAL CODE (OMC)
2017 NATIONAL ELECTRIC CODE (NEC) - NFPA 70
2015 INTERNATIONAL FUEL GAS CODE
ICC A1171-2009 ACCESSIBLE AND USEABLE BUILDINGS AND FACILITIES
2012 INTERNATIONAL ENERGY CONSERVATION CODE
ASHRAE 90.1 2010
NATIONAL FIRE ALARM AND SIGNALING CODE (NFPA 72-16)
AUTOMATIC SPRINKLER SYSTEMS (NFPA 13-16)
OHIO FIRE CODE 2017
OBC - RESIDENTIAL CODE(RC) 2019

FINISH RATINGS - TABLE 803.9

	EXITS + PASSAGEWAYS	EXIT CORRIDORS	ROOMS
MIN WALL FINISH CLASS	A	B	C
MIN FLOOR FINISH CLASS	II	II	II

OBC SECTION 1301.1 PRESCRIPTIVE ENERGY REQUIREMENTS; OBC IECC 2012 R402.1.1

FRANKLIN COUNTY, ZONE 5A

ATTIC INSULATION R-38 WHERE INSULATION FULL DEPTH TO EAVE IECC R402.2.1
ATTIC INSULATION R-49 WHERE INSULATION REDUCES • EAVES IECC R402.2.1
WALL INSULATION R-20 OR 13-5
FLOOR INSULATION R-30, OR FILL CAVITY W/ R-18 MIN
BAND BD/BAND JOIST/RIM JOIST R-20
CONDITIONED BASEMENT WALLS R-15 CONTINUOUS, OR R-18 CAVITY
CONDITIONED CRAWL WALLS R-15 CONTINUOUS, OR R-18 CAVITY
SLAB PERIMETER R-10, 24"
GLAZING U-0.32
SKYLIGHTS U-0.55
EXTERIOR DOORS U-0.32
DUCTWORK, JOINTS SEALED R-8 ATTIC, R-6 ELSEWHERE EXCEPT COMPLETELY IN CONDITIONED SPACE
FURNACE EFFICIENCY 90%
AIR CONDITIONING 13 SEER
AIR LEAKAGE: WINDOWS AND SLIDING GLASS DOORS 3 CFM57, SWINGING DOORS 5 CFM57
AIR BARRIER REQUIRED, JOINTS SEALED
PROGRAMMABLE THERMOSTAT, DAILY SCHEDULE, DIFFERENT SET POINTS DURING DAY
HOT WATER PIPE INSULATION PER R403.4.2

FIRE AREA #1 INFO

EXISTING NON-SPRINKLED BUILDING
CONST. TYPE: 5-D, 1 STORY
EXIST. USE GROUP: A-3 ASSEMBLY
EXIST. TENANT AREA: 5,180 SQ. FT.
TABLE 506 ALLOWABLE: 6,000 SQ. FT.

FIRE AREA #2 INFO

EXISTING NON-SPRINKLED BUILDING
CONST. TYPE: 5-D, 1 STORY
EXIST. USE GROUP: M-MERCANTILE
EXIST. TENANT AREA: 5,522 SQ. FT.
NEW USE GROUP: B-BUSINESS
TABLE 506 ALLOWABLE: 6,000 SQ. FT.

FIRE AREA #3 INFO

EXISTING NON-SPRINKLED BUILDING
CONST. TYPE: 5-D, 1 STORY
EXIST. USE GROUP: M-MERCANTILE
EXIST. TENANT AREA: 5,440 SQ. FT.
NEW USE GROUP: B-BUSINESS
TABLE 506 ALLOWABLE: 6,000 SQ. FT.

THE WORK IS RENOVATING 16,142 SQ. FT. OF EXISTING SPACE IN TO DANCE ACADEMY. THE BUILDING IS BROKEN INTO FIRE AREAS TO GO BEYOND RESTRICTIONS.

AREA 3 IS SEPERATED FROM 2 AND 3 BY A 2HR FIRE WALL, AREA 3 USE GROUP CHANGES FROM AN M-USE TO A B USE. BOTH USES HAVE THE SAME ALLOWABLE AREA'S FROM TABLE 506.

AREA'S 1 AND 2 ARE NOT CHANGES USES

OBC SECTION 804

ALL CARPET SHALL BE CERTIFIED FROM THE MANUFACTURER AS PASSING DOC FF-1 "PILL TEST"

WALL AND CEILING FINISHES PER ASTM E84 FLAME SPREAD CLASS 1 • 0-25, CLASS II • 26-75, CLASS III • 76-200

WALL PENETRATIONS - FIRE RESISTANCE RATED

INSTALLATION WHERE SLEEVES ARE USED, THEY SHALL BE SECURELY FASTENED TO THE ASSEMBLY PENETRATED. SPACE BETWEEN ITEM IN SLEEVE + SLEEVE ITSELF + ANY SPACE BETWEEN SLEEVE AND ASSEMBLY PENETRATED SHALL BE PROTECTED IN ACCORDANCE WITH OBC 713.0.

INSULATION + COVERINGS ON OR IN PENETRATING ITEM SHALL NOT PENETRATE ASSEMBLY UNLESS SPECIFIC MATERIAL USED HAD BEEN TESTED AS PART OF ASSEMBLY THROUGH PENETRATIONS SHALL BE PROTECTED BY APPROVED FIRE-RESISTANCE RATED WALLS - PENETRATIONS INTO OR THRU FIRE WALLS, FIRE BARRIERS, SMOKE BARRIER WALLS + FIRE PARTITIONS SHALL COMPLY W/ OBC 713.3. THROUGH PENETRATIONS, THROUGH PENETRATIONS OF FIRE-RESISTANCE RATED WALLS SHALL COMPLY WITH OBC 713.11 OR 713.12

EXCEPTION WHERE PENETRATING ITEMS ARE STEEL, FERROUS OR COPPER PIPES OR STEEL CONDUITS, THE ANNULAR SPACE BETWEEN THE PENETRATING ITEM + THE FIRE-RESISTANCE RATED WALL SHALL BE PROTECTED AS NOTED IN 713.3.1 EXCEPTIONS #1 + #2

FIRE-RESISTANCE RATED ASSEMBLIES - PENETRATIONS SHALL BE INSTALLED AS TESTED IN APPROVED FIRE-RESISTANCE RATED ASSEMBLY, OBC 713.3.1 THROUGH PENETRATION FIRESTOP SYSTEM THROUGH PENETRATIONS SHALL BE INSTALLED + TESTED IN ACCORDANCE WITH ASTM E-814, WITH MINIMUM POSITIVE PRESSURE DIFFERENTIAL OF 0.01-IN. WATER + SHALL HAVE RATING NOT LESS THAN REQUIRED FIRE-RESISTANCE RATING OF WALL, OBC 713.3.2

MEMBRANE PENETRATIONS - WALL, MEMBRANE PENETRATIONS SHALL COMPLY WITH OBC 713.3.2 WHERE WALLS + PARTITIONS ARE REQUIRED TO HAVE MINIMUM 1-HOUR FIRE-RESISTANCE RATED ASSEMBLY. FIRE-RESISTANCE RATED ASSEMBLY SHALL BE INSTALLED SUCH THAT REQUIRED FIRE-RESISTANCE WILL NOT BE REDUCED. OBC 713.3.2

EXCEPTIONS: ELECTRICAL BOXES + FIRE SPRINKLER PER OBC 713.3.2 SHALL COMPLY WITH 713

DYSIMILAR MATERIALS NON-COMBUSTIBLE PENETRATING ITEMS SHALL NOT CONNECT TO COMBUSTIBLE ITEMS BEYOND POINT OF FIRESTOPPING UNLESS DEMONSTRATED THAT FIRE-RESISTANCE INTEGRITY OF WALL IS MAINTAINED OBC 713.4

HORIZONTAL PENETRATIONS FIRE RESISTANCE RATED

713.4 HORIZONTAL PENETRATIONS - PENETRATIONS OF FLOOR, FLOOR/CEILING ASSEMBLY OR CEILING MEMBRANE OF ROOF/CEILING ASSEMBLY SHALL BE PROTECTED PER OBC 713 - SHAFTS, PENETRATIONS PERMITTED BY OBC 708.2 - EXCEPTIONS #1 THRU #3 + 4 SHALL COMPLY WITH OBC 713.4

THROUGH PENETRATIONS THROUGH PENETRATIONS OF FIRE-RESISTANCE RATED HORIZONTAL ASSEMBLIES SHALL COMPLY WITH OBC 713.4.1 OR 713.4.1.3 EXCEPTIONS REFER TO 713.4.1.1 EXCEPTIONS #1 THRU #3

FIRE-RESISTANCE RATED ASSEMBLIES - PENETRATIONS SHALL BE INSTALLED AS TESTED IN APPROVED FIRE-RESISTANCE RATED ASSEMBLY, OBC 713.11 THROUGH PENETRATION FIRESTOP SYSTEM THROUGH PENETRATIONS SHALL BE INSTALLED + TESTED IN ACCORDANCE WITH ASTM E-814, WITH MINIMUM POSITIVE PRESSURE DIFFERENTIAL OF 0.01-IN. WATER + SHALL HAVE RATING NOT LESS THAN 1-HR, BUT NOT LESS THAN REQUIRED RATING OF FLOOR PENETRATED. OBC 713.4.1.2

EXCEPTION: FLOOR PENETRATIONS CONTAINED + LOCATED WITHIN CAVITY OF WALL DO NOT REQUIRE T RATING.

MEMBRANE PENETRATIONS - PENETRATIONS OF MEMBRANES THAT ARE PART OF FIRE-RESISTANCE RATED HORIZONTAL ASSEMBLY SHALL COMPLY WITH OBC 713.4.1.1 OR 713.4.1.2 WHERE FLOOR/CEILING ASSEMBLIES ARE REQUIRED TO HAVE MINIMUM 1-HR FIRE-RESISTANCE RATING. RECESSED FIXTURES SHALL BE INSTALLED SUCH THAT REQUIRED FIRE-RESISTANCE WILL NOT BE REDUCED. OBC 713.4.1.2

EXCEPTIONS: REFER TO 713.4.1.2 EXCEPTIONS #1 THRU #3

HORIZONTAL PENETRATIONS - NON-FIRE RESISTANCE RATED, PENETRATIONS OF HORIZONTAL ASSEMBLIES WITHOUT REQUIRED FIRE-RESISTANCE RATING SHALL MEET REQUIREMENTS OF OBC 708 - SHAFTS, OR SHALL COMPLY WITH OBC 713.4.2.1 OR 713.4.2.2

NON-COMBUSTIBLE PENETRATING ITEMS - NON-COMBUSTIBLE PENETRATING ITEMS THAT CONNECT NOT MORE THAN 3 STORIES ARE PERMITTED PROVIDED THE ANNULAR SPACE IS FILLED WITH APPROVED NON-COMBUSTIBLE MATERIAL TO RESIST FREE PASSAGE OF FLAME + PRODUCTS OF COMBUSTION. OBC 713.4.2.2

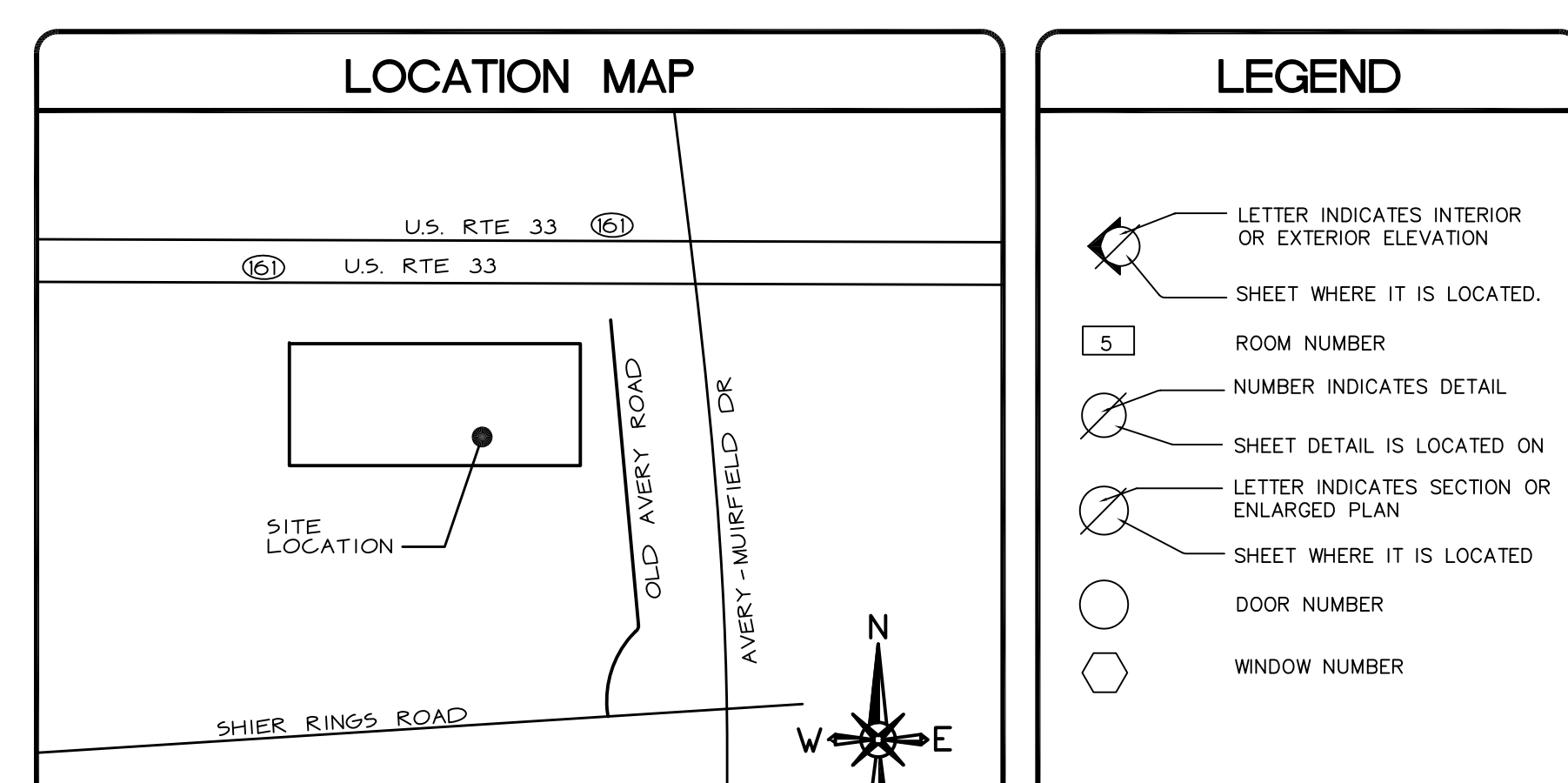
PENETRATING ITEMS - PENETRATING ITEMS THAT CONNECT NOT MORE THAN 2 STORIES ARE PERMITTED PROVIDED THE ANNULAR SPACE IS FILLED WITH APPROVED MATERIAL TO RESIST FREE PASSAGE OF FLAME + PRODUCTS OF COMBUSTION. OBC 713.4.2.2

DUCTS + TRANSFER OPENINGS - PENETRATIONS OF HORIZONTAL ASSEMBLIES BY DUCTS + AIR TRANSFER OPENINGS NOT PROTECTED WITH DAMPERS SHALL COMPLY W/ OBC 713.2 AND 713.4 THRU 713.4.2.2 DUCTS + TRANSFER OPENINGS PROTECTED WITH DAMPERS SHALL COMPLY WITH OBC 716, 713.4.1.3

GENERAL NOTES

PLEASE NOTE:

- THIS PROJECT IS NOT CONSIDERED COMPLETE UNTIL ALL APPLICABLE PERMITS FROM GOVERNING AUTHORITIES HAVE BEEN ISSUED. IF GENERAL CONTRACTOR SUBMITS THESE PLANS AND RECEIVES ANY CORRECTION OR ADDENDUM LETTERS HE MUST CONTACT THE ARCHITECT IMMEDIATELY FOR DIRECTION REGARDING ANY CORRECTIVE MEASURES WHICH MAY NEED TO BE TAKEN.
- ALL ITEMS CONTAINED IN THE BUILDING PERMIT ADDENDA SHALL BE PERFORMED WITHOUT INCURRING ANY ADDITIONAL COST UPON THE ARCHITECT.
- ALL CONTRACTORS SHALL REVIEW ALL DRAWINGS. CONTRACTORS ARE RESPONSIBLE FOR COMPLETED REVIEW. ITEMS AFFECTING ALL TRADES ARE PLACED THROUGHOUT THE SET OF DRAWINGS. NO "EXTRAS" FOR MISSED ITEMS IN OTHER SECTIONS WILL BE PERMITTED.
- ANY MATERIAL OR LABOR, NEITHER SHOWN ON THE DRAWINGS, NOT SPECIFIED, BUT WHICH IS OBVIOUSLY NECESSARY TO COMPLETE THE WORK OF A SIMILAR NATURE SHALL BE FURNISHED WITHOUT COST TO THE OWNER OR ARCHITECT.
- THE GENERAL CONTRACTOR SHALL FURNISH ALL MATERIALS, LABOR, AND EQUIPMENT TO COMPLETE ALL HIS WORK AND FURNISH JOB COMPLETED JOB ALL IN ACCORDANCE WITH LOCAL AND STATE GOVERNING AUTHORITIES AND OTHER AUTHORITIES HAVING LAWFUL JURISDICTION OVER THE WORK.
- THE GENERAL CONTRACTOR SHALL SECURE AND PAY FOR ALL PERMITS AND INSPECTIONS REQUIRED, AND SHALL ALSO PAY ALL FEES REQUIRED, FOR THE GENERAL CONSTRUCTION PLUMBING, ELECTRICAL, HVAC, AND SPRINKLER SUB-CONTRACTORS SHALL PAY FOR THEIR PERMITS.
- LOCATION OF EQUIPMENT, AND WORK SUPPLIED BY OTHERS, IS DIAGRAMMATICALLY INDICATED ON THE DRAWINGS. THE GENERAL CONTRACTOR SHALL DETERMINE THE EXACT LOCATIONS AND DIMENSIONS ON THE JOB, SUBJECT TO STRUCTURAL CONDITIONS AND WORK OF THE OTHER SUB-CONTRACTORS.
- DRAWINGS INDICATE THE MINIMUM STANDARDS BUT, IF ANY WORK SHOULD BE INDICATED TO BE SUBSTANDARD TO ANY ORDINANCES, LAWS, CODES, RULES, OR REGULATIONS BEARING ON THE WORK, THE GENERAL CONTRACTOR SHALL INCLUDE IN HIS WORK, AND SHALL EXECUTE THE WORK CORRECTLY IN ACCORDANCE WITH SUCH ORDINANCES, LAWS, CODES, RULES OR REGULATIONS WITH NO INCREASE IN COST.
- ALL CONTRACTORS SHALL VISIT THE SITE PRIOR TO SUBMISSION OF ANY DIDS, ON ANY PHASE OF THE WORK.
- THE PLUMBING, ELECTRICAL, HEATING, VENTILATING AND AIR CONDITIONING CONTRACTORS SHALL BE UNDER THE DIRECTION OF THE GENERAL CONTRACTOR.
- ALL STRUCTURAL STEEL IS DESIGNED BASED ON EXPANSION AND CONTRACTION IN A HEATED SPACE.
- PROVIDE EDGE STRIP AT ALL FLOOR MATERIAL TRANSITIONS.
- PROVIDE BLOCKING FOR ALL WALL MOUNTED DOORSTOPS, KITCHEN CABINETS, CURTAIN RODS, BATH ACCESSORIES, HANDRAILS, DOOR JAMBS, COUNTERTOPS, DRYWALL CATCHES AND SIMILAR ITEMS.
- FIREBLOCK ALL OPENINGS AROUND PIPES, CONDUITS, ETC. WHERE THEY PENETRATE ANY FLOOR OR CEILING.
- FIREBLOCK CONCEALED SPACES OF STUD WALLS AND PARTITIONS INCLUDING FURRED OR STUDDED-UP SPACES OF MASONRY WALLS AT THE GELING AND FLOOR OR ROOF LEVELS.
- PROVIDE ACCESS PANELS AT ALL VALVES AND SIMILAR AREAS WHERE ACCESS IS REQUIRED. ACCESS PANELS TO BE RATED 1 HOUR. SUB-CONTRACTORS TO ADVISE CONTRACTOR OF NECESSARY LOCATIONS FOR ACCESS PANELS.
- ASBESTOS CONTAINING BUILDING MATERIALS (ACBMS) 17.1 SHOULD ANY ACBMS BE ASSOCIATED WITH ANY WORK OF THIS PROJECT THE CONTRACTOR SHALL BE RESPONSIBLE FOR COMPLYING WITH ALL SAFETY RULES AS SET FORTH BY THE OCCUPATIONAL SAFETY AND HEALTH ADMINISTRATION (OSHA) THE ENVIRONMENTAL PROTECTION AGENCY (EPA) THE OHIO DEPARTMENT OF HEALTH AND OTHER STATE AND FEDERAL AGENCIES.
- APPLICABLE REGULATIONS: 17.21 OCCUPATIONAL SAFETY AND HEALTH ADMINISTRATION (OSHA) ASBESTOS REGULATIONS FOR CONTROLLING ASBESTOS EXPOSURE IN THE CONSTRUCTION INDUSTRY 29CFR PART 1926 PUBLISHED JUNE 1986 17.22 OCCUPATIONAL SAFETY AND HEALTH ADMINISTRATION (OSHA) HAZARD COMMUNICATION STANDARD 29 CFR PART 1910, 1915, 1917, 1918, 1926, AND 1928 17.23 NATIONAL INSTITUTE FOR OCCUPATIONAL SAFETY AND HEALTH (NIOSH) RESPIRATORY PROTECTION - A GUIDE FOR THE EMPLOYEE.



PROJECT SCOPE/DESCRIPTION

NEW STRUCTURE: NO
CHANGE OF USE: NO
PARTIAL: YES
ENTIRE STRUCTURE: NO
ADDITION: NO
FIRE WALL: 2 HOUR FIRE WALL
FIRE BARRIER: 2 HOUR FIRE WALL

THE OCCUPANCY LISTED BELOW IS TO DETERMINE THE EGRESS REQUIREMENTS. IT IS NOT THE ACTUAL OCCUPANCY OF THE SPACE. THE ACTUAL OCCUPANCY IS TO BE 145

OCCUPANT LOAD

FIRE AREA	USE GROUP	FIR. AREA	SF/PERSON	FLOOR OCC. LOAD
#1	A-3 ASSEMBLY	5,180	50	103.6 PERSONS
#2	A-3 ASSEMBLY	5,522	50	110.4 PERSONS
#3	B BUSINESS	5,440	100	54.4 PERSONS

REQ'D EGRESS CAPACITY:

FIRE AREA	OBC 1005.1 WIDTH/OCC. FLOOR	OCC. LOAD	MIN # OF EXITS	ACTUAL # OF EXITS
#1	0.2	103.6	103.6X2 + 21/34 = 1	1
#2	0.2	110.4	110.4X2 + 22/34 = 1	2
#3	0.2	54.4	54.4X2 + 11/34 = 1	2

HORIZONTAL PENETRATIONS FIRE RESISTANCE RATED

713.4 HORIZONTAL PENETRATIONS - PENETRATIONS OF FLOOR, FLOOR/CEILING ASSEMBLY OR CEILING MEMBRANE OF ROOF/CEILING ASSEMBLY SHALL BE PROTECTED PER OBC 713 - SHAFTS, PENETRATIONS PERMITTED BY OBC 708.2 - EXCEPTIONS #1 THRU #3 + 4 SHALL COMPLY WITH OBC 713.4

THROUGH PENETRATIONS THROUGH PENETRATIONS OF FIRE-RESISTANCE RATED HORIZONTAL ASSEMBLIES SHALL COMPLY WITH OBC 713.4.1 OR 713.4.1.3 EXCEPTIONS REFER TO 713.4.1.1 EXCEPTIONS #1 THRU #3

FIRE-RESISTANCE RATED ASSEMBLIES - PENETRATIONS SHALL BE INSTALLED AS TESTED IN APPROVED FIRE-RESISTANCE RATED ASSEMBLY, OBC 713.11 THROUGH PENETRATION FIRESTOP SYSTEM THROUGH PENETRATIONS SHALL BE INSTALLED + TESTED IN ACCORDANCE WITH ASTM E-814, WITH MINIMUM POSITIVE PRESSURE DIFFERENTIAL OF 0.01-IN. WATER + SHALL HAVE RATING NOT LESS THAN 1-HR, BUT NOT LESS THAN REQUIRED RATING OF FLOOR PENETRATED. OBC 713.4.1.2

EXCEPTION: FLOOR PENETRATIONS CONTAINED + LOCATED WITHIN CAVITY OF WALL DO NOT REQUIRE T RATING.

MEMBRANE PENETRATIONS - PENETRATIONS OF MEMBRANES THAT ARE PART OF FIRE-RESISTANCE RATED HORIZONTAL ASSEMBLY SHALL COMPLY WITH OBC 713.4.1.1 OR 713.4.1.2 WHERE FLOOR/CEILING ASSEMBLIES ARE REQUIRED TO HAVE MINIMUM 1-HR FIRE-RESISTANCE RATING. RECESSED FIXTURES SHALL BE INSTALLED SUCH THAT REQUIRED FIRE-RESISTANCE WILL NOT BE REDUCED. OBC 713.4.1.2

EXCEPTIONS: REFER TO 713.4.1.2 EXCEPTIONS #1 THRU #3

HORIZONTAL PENETRATIONS - NON-FIRE RESISTANCE RATED, PENETRATIONS OF HORIZONTAL ASSEMBLIES WITHOUT REQUIRED FIRE-RESISTANCE RATING SHALL MEET REQUIREMENTS OF OBC 708 - SHAFTS, OR SHALL COMPLY WITH OBC 713.4.2.1 OR 713.4.2.2

NON-COMBUSTIBLE PENETRATING ITEMS - NON-COMBUSTIBLE PENETRATING ITEMS THAT CONNECT NOT MORE THAN 3 STORIES ARE PERMITTED PROVIDED THE ANNULAR SPACE IS FILLED WITH APPROVED NON-COMBUSTIBLE MATERIAL TO RESIST FREE PASSAGE OF FLAME + PRODUCTS OF COMBUSTION. OBC 713.4.2.2

PENETRATING ITEMS - PENETRATING ITEMS THAT CONNECT NOT MORE THAN 2 STORIES ARE PERMITTED PROVIDED THE ANNULAR SPACE IS FILLED WITH APPROVED MATERIAL TO RESIST FREE PASSAGE OF FLAME + PRODUCTS OF COMBUSTION. OBC 713.4.2.2

DUCTS + TRANSFER OPENINGS - PENETRATIONS OF HORIZONTAL ASSEMBLIES BY DUCTS + AIR TRANSFER OPENINGS NOT PROTECTED WITH DAMPERS SHALL COMPLY W/ OBC 713.2 AND 713.4 THRU 713.4.2.2 DUCTS + TRANSFER OPENINGS PROTECTED WITH DAMPERS SHALL COMPLY WITH OBC 716, 713.4.1.3

INDEX TO DRAWINGS

NO.	DESCRIPTION	NO.	DESCRIPTION
C-1	COVER	HC-1	ADAAG HANDICAP DETAILS
S-1	SITE INFORMATION	M-1	HVAC PLAN
D-0	DEMOLITION PLAN	M-2	HVAC NOTES
A-1	FLOOR PLAN	E-1	POWER PLAN
A-2	OCCUPANCY PLAN	E-2	LIGHTING PLAN
A-3	CEILING PLAN	E-3	ELECTRICAL NOTES
A-4	DOOR AND ROOM SCHEDULES		
A-5	SECTIONS		
A-6	DETAILS	S-1	REFERENCE ARCHITECTURAL SITE PLAN
F-1	RATED ASSEMBLY INFORMATION		
F-2	RATED ASSEMBLY INFORMATION		

DRAKE DANCE ACADEMY
6419 OLD AVERY RD
DUBLIN, OHIO 43016

DWG. TYPE	SHEET NO.
2102	1
COMM. NO.	DATE
2102	04/07/21