

Material	Specification	Color
Front entry door	Trustile, see dimensions on drawings	stained SW 3524 Chesnut
garage door	Amarr Heritage Traditional	painted SW 7011 Natural choice
Board & Batten	Cedar 12" O.C.	painted SW 7011 Natural choice
Shutters	Cedar	stained SW 3524 Chesnut
Siding	Existing cedar siding to remain	painted SW 2851 Sage Green Light
Trim	Existing cedar trim to remain	painted SW 7009 Pearly White
Interior of porch siding	6" white oak vertical tongue & groove	clear stain
Shingles	Owens Corning Tru Definition Duration Dimensional	Onyx Black
Downspouts	4" Pre-finished Aluminum	Dark Bronze
Gutters	6" Pre-finished Aluminum half-round	Dark Bronze

BEVOLO®

- established 1945 -
GAS & ELECTRIC LIGHTS



GOVERNOR®

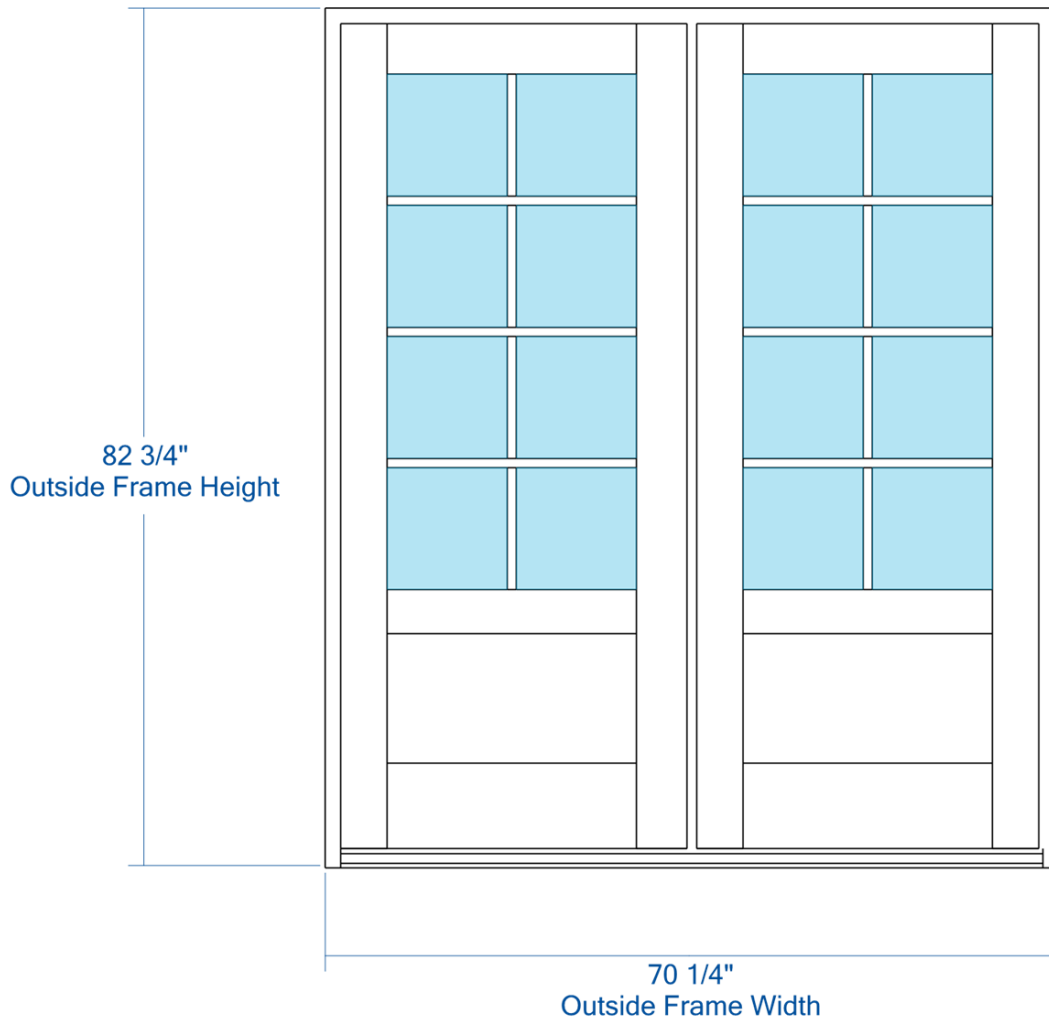
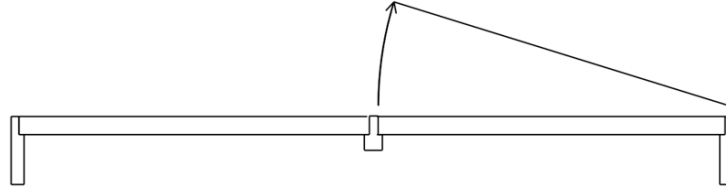
ORIGINAL BRACKET

The Bevolo Governor® Lantern is inspired by a historic colonial fixture design. The fixture's tall, masculine nature complements a number of architectural styles. It is best when used to address vertical architectural elements such as columns and French doors. The Governor® Original Bracket is available in natural gas, liquid propane, and electric.

Standard Lantern Sizes

Height	Width	
24.0"	7.0"	7.0"
30.0"	8.8"	8.8"
36.0"	10.5"	10.5"

Entry Door Details



Door Style	Sticking	Panel	Material	Glass / Insert	Product Type
PL108	SS	C	Mahogany	3/4" Insulated Unit	Entry System

My Favorites (0 items)

View a Door on My Home

Enter zip code

Residential

Commercial

Dealer Log-in

Garage Doors

Openers

Accessories

Before You Buy

Service & Support

Product Reviews

Traditional :: Steel Doors

AMARR HERITAGE® - TRADITIONAL

Overview

Door Builder


Features

Style Guide

Gallery

Support

Need Some Help?



BUILD YOUR DOOR

- Make selections in order shown - Design, Window, Color and Construction.
- Available options may vary based on design, color and construction selections.
- Once all selections are complete save your door design to your favorites to share with others.

1 Select door design: Short Panel

Showing 1 of 5 out of 8



2 Select window: Short Panel Stockton

Showing 6 of 10 out of 21



With **Mosaic Window Options** you decide the number and location of windows to create the door design you want.

See [Mosaic Windows Options](#) page or [Style Guide](#) for more information and design ideas. Mosaic Window Options not shown in Door Summary or Door Builder image.

DOOR SUMMARY

Door Design: Short Panel

Windows: Short Panel Stockton

Color: True White

Construction*: Heritage HR1000

Decorative Hardware: Amarr LockNone

Find A Dealer

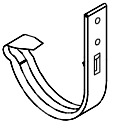
Save to Favorites

HALF-ROUND GUTTER + ACCESSORIES

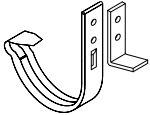


GUTTER SUPPORT BRACKETS ①

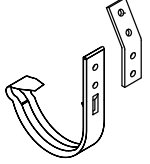
VERTICAL FASCIA



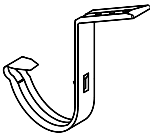
NON-VERTICAL FASCIA-L SUPPORT




NON-VERTICAL FASCIA-V SUPPORT



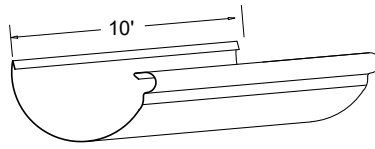
ROOF MOUNT



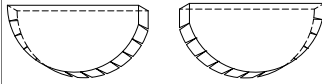
ROOF MOUNT NON-VERTICAL FASCIA



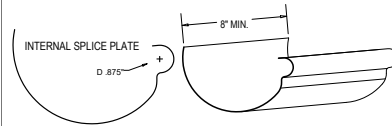
HALF ROUND GUTTER



HALF ROUND END CAPS

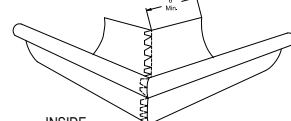


SPLICE PLATES

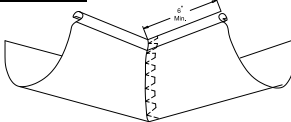


MITERED CORNERS

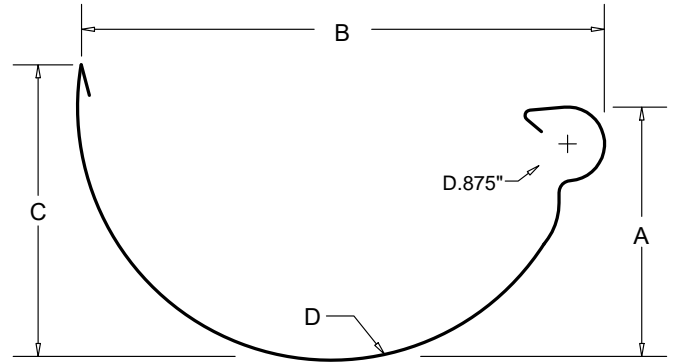
OUTSIDE



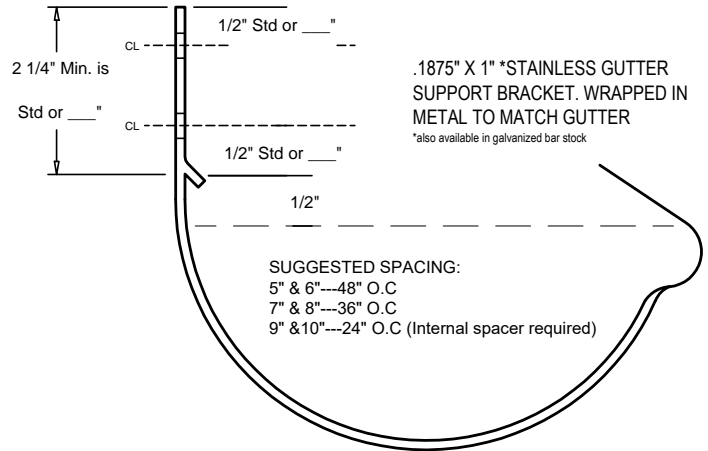
INSIDE



GUTTER DETAIL



STANDARD BRACKET DETAIL ①



SIZE:	A	B	C	D
<input type="checkbox"/> 5"	2 1/2"	5 1/4"	3"	2 1/2" Radius
<input checked="" type="checkbox"/> 6"	3"	6 1/4"	3 1/2"	3" Radius
<input type="checkbox"/> 7"	3 1/2"	7 1/4"	4"	3 1/2" Radius
<input type="checkbox"/> 8"	4"	8 1/4"	4 1/2"	4" Radius
<input type="checkbox"/> 9"	4 1/2"	9 1/4"	5"	4 1/2" Radius
<input type="checkbox"/> 10"	5"	10 1/4"	5 1/2"	5" Radius

MATERIAL ②

- 22GA GALVALUME®
- 24GA GALVALUME®
- 22GA STAINLESS STEEL
- 24GA STAINLESS STEEL
- 16OZ COPPER
- 20OZ COPPER
- .032 ALUMINUM
- .040 ALUMINUM
- .050 ALUMINUM
- 22GA/.8MM RHEINZINK®
- 24GA/.7MM RHEINZINK®

NOTES:

- ① For non-standard bracket detail--please circle the correct bracket above and a print approval will be sent with your quote
- ② For products/material not listed, please inquire.
- ③ Colors are only available for Galvalume and Aluminum

③ COLOR: _____

QUANTITIES

_____ LINEAL FEET@ 10'-0" LTHS

_____ OUTSIDE MITERS@ 90°

_____ INSIDE MITERS@ 90°

_____ ENDCAPS: R: _____ L: _____

_____ SPLICE PLATES

_____ EXPANSION JOINTS

GUTTER SUPPORT BRACKET QUANTITIES:

_____ VERTICAL FASCIA

_____ NON-VERTICAL FASCIA-L SUPPORT

_____ NON-VERTICAL FASCIA-V SUPPORT

_____ ROOF MOUNT

_____ ROOF MOUNT NON-VERTICAL FASCIA

Please forward completed form to sales@dmimetals.com or your respective Territory Manager.

PRINT APPROVED BY:

(SIGNATURE)

(DATE)

A SIGNED PRINT APPROVAL SIGNIFIES A CUSTOMER HAS VERIFIED ALL DIMENSIONS, SIZES, QUANTITIES, AND MATERIAL TYPES.
FABRICATION WILL PROCEED ONLY AFTER RECEIPT OF SIGNED PRINT APPROVAL

PROJECT INFORMATION

(PROJECT NAME)

(ARCHITECT)

(CUSTOMER)



58 Klema Drive N
Reynoldsburg, Ohio 43068
800-828-1510
sales@dmimetals.com
www.dमितals.com

HIS & HERS ARCHITECTS

7422 SILVERLEAF CT
COLUMBUS, OHIO 43232



MATERIALS

SCALE: NTS