



# **Dublin Police Department**

## **Quarterly Report**

**April – June 2021**



# Mission & Values

Dublin Division of Police employees are committed to protecting life, liberty and property. We will provide the highest level of service and work in partnership with our community to ensure public safety by focusing on the following core principles;

- Vigilant, Ethical and Impartial Enforcement of Law
- Critical Incident Preparedness and Response
- Crime Prevention, Reduction and Deterrence
- Improvement of Traffic Safety

We will remain dedicated to service and committed to excellence, focusing on the following core values: Professionalism, Integrity, Respect, Commitment

- **Professionalism:** We are members of an exceptional and highly trained law enforcement organization. Our conduct and demeanor adhere to the highest standards of personal and organizational excellence.
- **Integrity:** We hold ourselves accountable to the highest level of honesty, truthfulness, and ethical conduct.
- **Respect:** We ensure that all persons are treated with equality, dignity and courtesy.
- **Commitment:** We are dedicated to our Profession, our Community, our Agency and our Mission.

## Focus & Results

**Goal #1: Enhance our readiness and demonstrate our ability to effectively respond to and successfully resolve critical incidents, major crimes, and/or issues of significant community concern.**

- Clearance rate of violent crimes increased from 2020 by 36.4%
- 34.0% increase in reported crimes YTD from 2020

**Goal #2: Reduce theft offenses throughout the city.**

- 6.5% increase in theft offenses from 2020 YTD
- 23.1% increase in thefts from vehicles from 2020 YTD
- 21.7% decrease in burglaries and B&Es from 2020 YTD

**Goal #3: Improve overall traffic safety in the city.**

- 3.2% decrease in traffic crashes from 2020 YTD
- 28.6% decrease in injury traffic crashes from 2020 YTD
- 31.3% decrease in OVI related traffic crashes from 2020 YTD

**Goal #4: Enhance and demonstrate our ability to effectively address drug offenses that contribute to crime affecting the city.**

## Personnel Highlights & Staffing

### New Employees

James Williamson, Police Officer, Hire Date 6/10/2021  
Charles Yang, Police Officer, Hire Date 6/10/2021



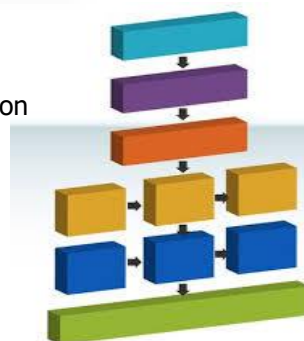
### Promotions

Matthew Robbins, Promoted to Communications Supervisor 6/14/2021  
Brittany Smith, Promoted to Communications Supervisor 6/15/2021



### Retirements

Renae Rice, Community Education Unit Sergeant 5/7/2021



View Org Charts

Staffing Levels:	Authorized/Actual
Chief of Police	1/1
Police Lieutenant	2/2
Civilian Bureau Commander	1/1
Police Sergeant	6/5*
Police Corporal	9/9
Police Officer	54/52*
Law Enforcement Planner	1/1
Accreditation Manager	1/1
Administrative Support III	1/1
Records Supervisor	1/1
Records Technician II	3/2*
Records Technician I	1/1
Police Property Technician	1/1
Operations Manager	1/1
Communications Manager	3/3
Communications Technician	29/27*
Communications Supervisor	6/6
Totals	121/115*

\*below authorized staffing level

# Agency Quarterly Activity

April - June 2021

## Calls for Service

Total Calls for Service = 9,460

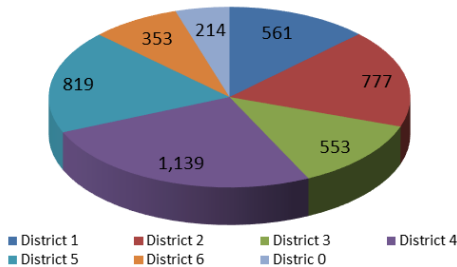
Total Citizen Initiated Calls = 4,416

911 Calls Received = 13,313

Average Response Time: 5 minutes

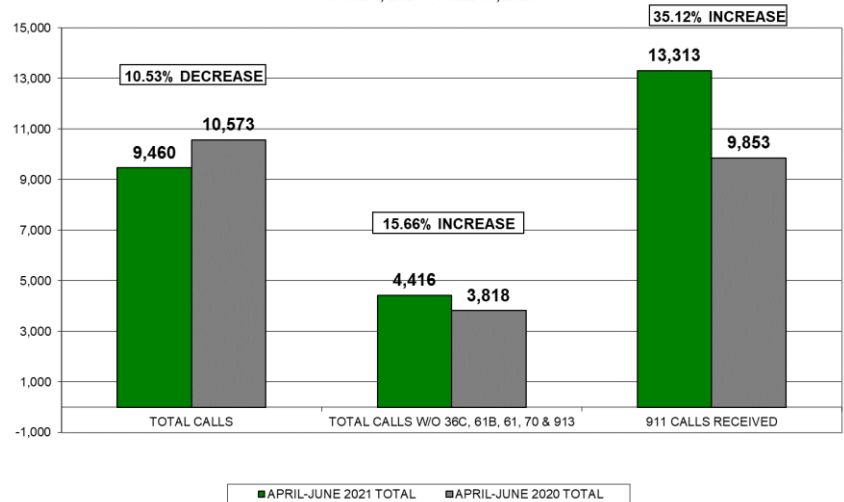
Average Total Time to Handle Calls: 47 minutes

**Calls for Service by District**  
(w/o Officer Initiated Calls)



## CALLS FOR SERVICE

APRIL 1, 2021 - JUNE 30, 2021



## Other Reported Activity

Number of Offense Reports = 273

Total Offenses Reported = 359

Number of Citations Issued = 659

Total Citations = 790

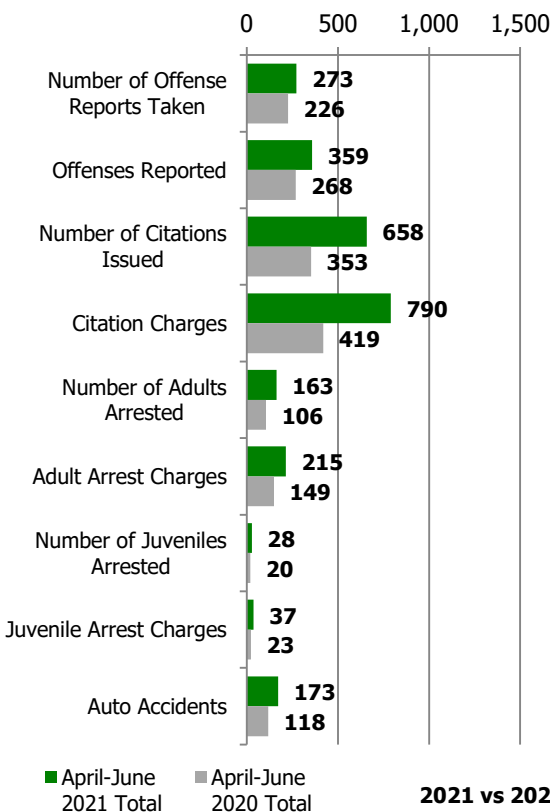
Number of Adults Arrested = 163

Adult Arrest Charges = 215

Number of Juveniles Arrested = 28

Juvenile Arrest Charges = 37

Total Accidents Reported = 173



2021 vs 2020

**Locks Save Lives.**  
Prevent Youth Suicides.



Learn more at [www.columbus.gov/LocksSaveLives](http://www.columbus.gov/LocksSaveLives).

THE CITY OF COLUMBUS  
COLUMBUS PUBLIC HEALTH

Preventing suicide needs community solutions. The City of Dublin and Dublin Police are committed to providing the community with the resources they need to prevent self-harm and suicide and feel empowered to ask for mental health support.

### Locks Save Lives

The Dublin Police has partnered with Columbus Public Health to distribute lock boxes to help limit access to lethal means in homes.

Limiting access to lethal means, such as firearms and medications, is an effective way to save the life of someone who is experiencing a suicidal crisis.

**Call the Dublin Police non-emergency number: 1.614.889.1112 to ask for a lock box.**

Click or enter the link below for more information:

<https://dublinohiousa.gov/dublin-police/youth-suicide-prevention-resources/>

# Agency Quarterly Activity

January - June 2021

## Calls for Service

Total Calls for Service = 19,342

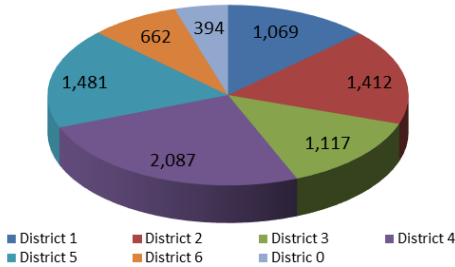
Total Citizen Initiated Calls = 8,222

911 Calls Received = 24,358

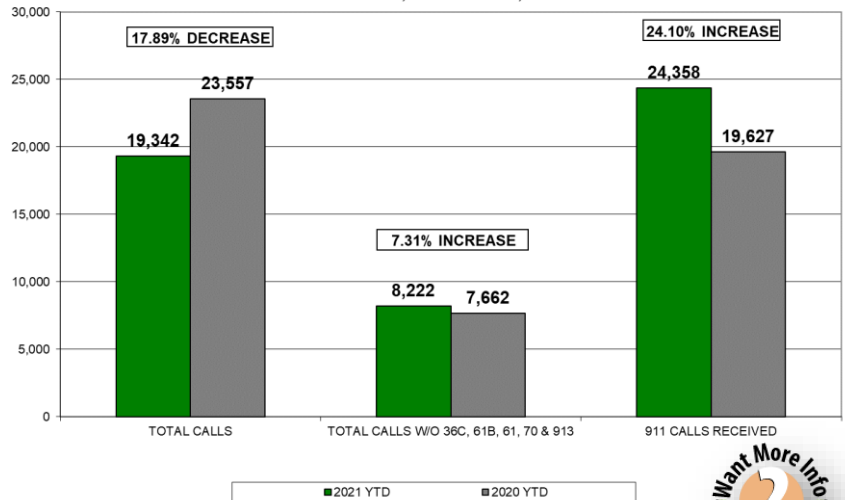
Average Response Time: 5 minutes

Average Total Time to Handle Calls: 44 minutes

**Calls for Service by District**  
(w/o Officer Initiated Calls)



**CALLS FOR SERVICE**  
JANUARY 1, 2021 - JUNE 30, 2021



## Other Reported Activity

Number of Offense Reports = 526

Total Offenses Reported = 657

Number of Citations Issued = 1,370

Total Citations = 1,649

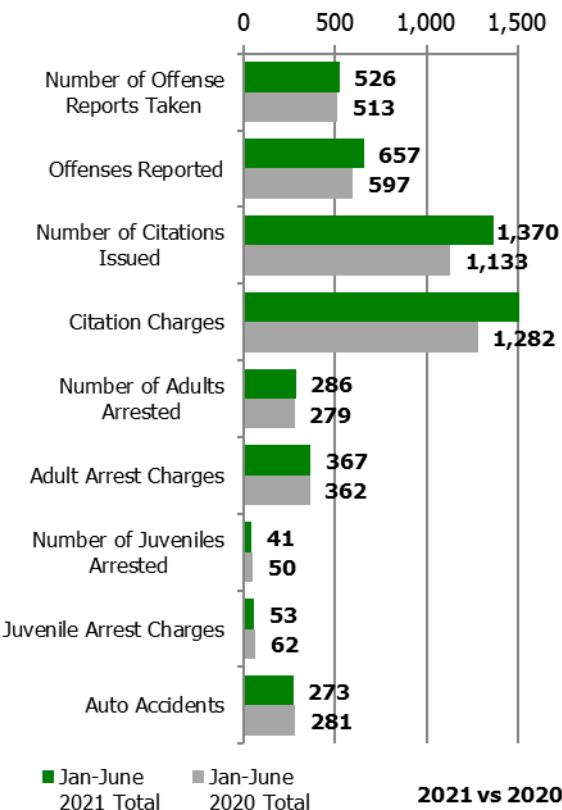
Number of Adults Arrested = 286

Adult Arrest Charges = 367

Number of Juveniles Arrested = 41

Juvenile Arrest Charges = 53

Total Accidents Reported = 273



## Dublin's Community Liaison Officers



Photo: Officers Scott Nicholson, Rigoberto Quintanilla and Amber McCloskey

The Dublin Police Department has three Community Liaison Officers (CLOs) who seek to find new ways the department can connect with the community.

CLOs work to enhance the police department's outreach and engagement efforts, focused on being in tune with citizens' concerns, being part of national and local dialogue about community-police relations, finding new ways Dublin Police can help the community, looking to citizens for ideas, and building a reciprocal relationship with community members

Have a question? Contact a Dublin Community Liaison Officer:

Officer Amber McCloskey; [amccloskey@dublin.oh.us](mailto:amccloskey@dublin.oh.us)  
614.309.8225 or 614.410.4800, ext 4014

Officer Scott Nicholson; [snichelson@dublin.oh.us](mailto:snichelson@dublin.oh.us)  
614.796.6115 or 614.410.4800, ext 4090

Officer Rigoberto Quintanilla; [rquintanilla@dublin.oh.us](mailto:rquintanilla@dublin.oh.us)  
614.357.5906 or 614.410.4800, ext 4027

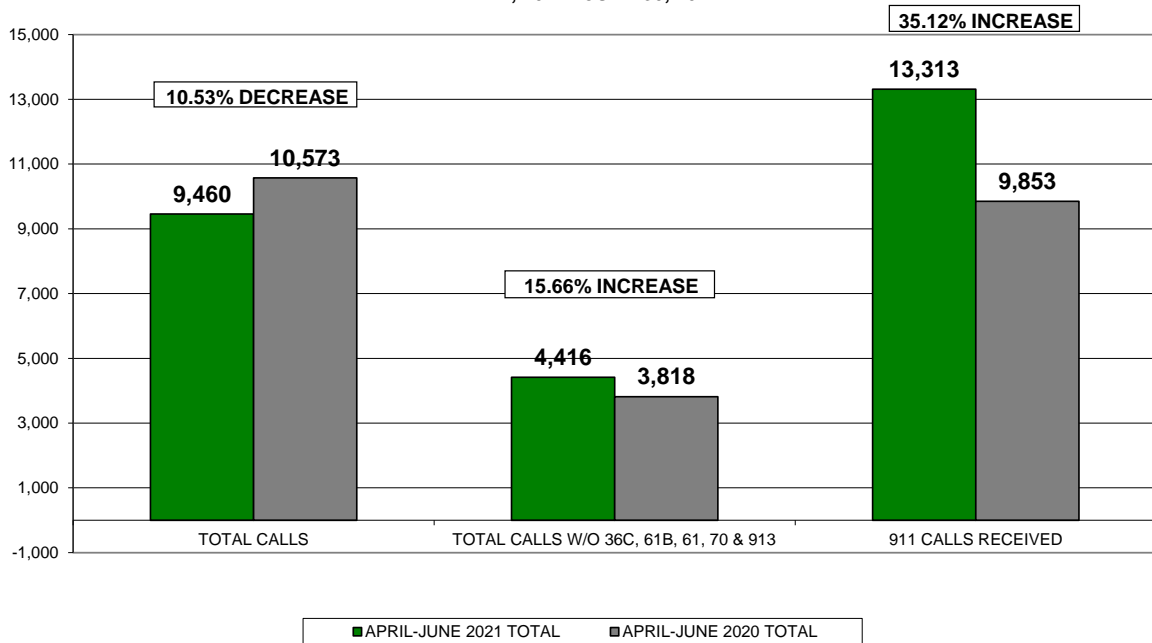
**CALLS FOR SERVICE SUMMARY**  
**APRIL - JUNE, 2021**

CODE# & DESCRIPTION	DISTRICTS						DISTRICT 0	APRIL-JUNE 2021 TOTAL	2021 YTD	VS.	APRIL-JUNE 2020 TOTAL	2020 YTD
	001	002	003	004	005	006	MUTUAL AID OUTSIDE CITY					
10-ASSIST OTHER AGENCY	12	9	3	10	8	1	71	114	203		80	163
100-BOMB THREAT	0	0	0	1	0	0	0	1	2		0	0
100D-BOMB DEVICE	0	0	0	0	1	0	0	1	1		0	0
102-NARCOTICS	6	7	2	7	5	1	1	29	44		16	43
12-BURGLARY	1	2	2	2	0	1	0	8	16		9	26
12AL BURGLAR ALARM	79	80	84	82	82	27	2	436	811		470	968
12B-OPEN DOOR OR WINDOW	0	4	2	3	3	1	1	14	38		23	53
13-MISCELLANEOUS CALL	30	54	57	174	41	23	35	414	709		434	837
13C-COMMUNITY SERVICE EVENT	0	0	0	0	0	0	0	0	0		0	2
13T-PRISONER TRANSPORT	0	0	0	3	0	0	4	7	10		0	7
14-FRAUD BAD CHECK	17	18	44	42	16	2	0	139	677		63	133
15-WARRANT SERVICE	4	1	0	32	3	1	9	50	85		28	72
16-DECEASED PERSON	1	3	2	2	2	0	0	10	21		5	11
16A-DECEASED ANIMAL	0	2	2	1	0	0	0	5	12		14	19
18-ANIMAL BITE	0	0	0	5	1	0	0	6	10		8	9
18A-ANIMAL COMPLAINT	9	8	23	33	18	3	1	95	152		132	215
18B-BARKING DOG	0	0	1	0	1	0	0	2	7		7	12
2-ACCIDENT NON INJURY	20	80	18	26	70	9	3	226	375		133	342
20-DOMESTIC	12	5	5	8	4	2	0	36	72		19	44
22-DROWNING	0	0	0	0	0	0	0	0	1		0	0
24-INTOXICATED PERSON	2	5	4	4	1	11	0	27	42		11	28
24A -OMVI	6	18	4	18	16	12	8	82	128		46	137
26-FIGHT	2	1	0	1	0	1	0	5	8		1	6
28-FIRE RUN	3	2	2	5	3	1	0	16	36		24	39
29-EMS RUN	6	12	13	12	14	6	1	64	130		61	112
2A-HIT SKIP NON INJURY	8	13	4	13	8	6	1	53	93		28	76
2P-ACCIDENT PRIVATE PROPERTY	11	10	2	16	2	5	0	46	75		21	52
30-VICE COMPLAINT	1	2	0	0	0	0	0	3	7		1	5
34-JUVENILE COMPLAINT	10	3	7	12	7	22	0	61	138		149	183
36-THEFT	21	32	6	28	25	7	0	119	250		121	239
36B-FOUND PROPERTY	4	6	2	24	9	9	1	55	92		62	124
36C-COURTESY CARD	13	4	2	24	5	0	0	48	122		149	242
38-MISSING PERSON	5	5	4	1	4	0	1	20	26		18	24
38A-MISSING PERSON RETURNED	0	0	0	2	0	0	0	2	4		2	2
4-ACCIDENT INJURIES	9	14	4	1	28	1	1	58	77		36	81
40-PERSON WITH A GUN	0	1	0	0	3	0	1	5	7		2	4
40A-PERSON WITH A KNIFE	0	2	0	0	0	0	0	2	2		0	1
42-UNKNOWN CIRCUMSTANCES	1	2	1	4	1	9	0	18	35		5	20
42-UNKNOWN EMERGENCY	0	0	1	5	0	1	0	7	8		3	6
42A-911 HANG UP CALL	32	4	2	9	10	5	0	62	120		52	106
44-OFFICER IN TROUBLE	0	0	0	1	0	0	2	3	3		0	0
46-PROWLER	0	1	0	0	0	0	0	1	1		1	1
48-RAPE	0	0	0	2	1	0	0	3	4		2	8
48B-SEX OFFENSE	0	1	3	1	2	2	0	9	19		9	14
4A-HIT SKIP INJURY	0	0	0	0	0	0	0	0	1		1	3
4F-ACCIDENT FATAL	0	0	0	0	0	0	0	0	0		1	2
4P-ACCIDENT PRIV PROP INJURY	0	2	0	2	0	0	0	4	5		2	2
50-ROBBERY	3	0	0	1	1	0	0	5	7		0	2
50ALB-ROBBERY ALARM BUSINESS	3	10	0	6	2	1	0	22	30		22	55
50ALR-ROBBERY ALARM RESIDENCE	0	5	12	8	6	0	0	31	52		30	55
52-SHOOTING	0	0	0	0	0	0	1	1	1		0	0
52A-SHOTS FIRED	1	1	1	3	3	0	0	9	14		8	23
56-STOLEN VEHICLE	1	1	2	3	1	2	1	11	20		21	28
56B-RECOVERED STOLEN VEHICLE	0	1	0	1	1	0	2	5	13		10	12
58-SUICIDE	0	0	0	0	0	0	0	0	0		0	2
58A-SUICIDE ATTEMPT	4	6	4	15	1	1	0	31	49		24	44
60-SUSPICIOUS PERSON	61	66	48	112	46	55	4	392	682		387	706
60A-SUSPICIOUS VEHICLE	25	17	13	37	17	12	0	121	233		97	208
61-HOUSE CHECK	30	26	158	73	50	0	0	337	761		542	2,040
61A-EXTRA PATROL	11	16	23	34	14	5	0	103	218		82	148
61B-TARGET PATROL	158	228	132	273	196	359	6	1,352	2,846		813	2,062
62-TRAFFIC DETAIL	0	0	3	8	1	0	0	12	14		5	19
64-VANDALISM	2	18	5	20	3	9	0	57	79		39	66
70-TRAFFIC VIOLATOR	341	171	118	206	342	141	99	1,418	2,976		831	3,067
72-SPEEDER OR RECKLESS DRIVER	13	47	21	42	89	18	47	277	466		166	351
74-DISABLED OR MOTORIST ASSIST	12	27	8	8	68	9	5	137	297		91	243
76-VEHICLE BLOCKING	15	20	9	20	23	13	7	107	204		77	204
76A-PARKING VIOLATOR	4	13	23	30	20	15	2	107	153		66	168
78-VEHICLE LOCKOUT	18	24	12	34	19	5	0	112	188		64	143

**CALLS FOR SERVICE SUMMARY**  
APRIL - JUNE, 2021

CODE# & DESCRIPTION	DISTRICTS						DISTRICT 0	APRIL-JUNE 2021 TOTAL	2021 YTD	VS.	APRIL-JUNE 2020 TOTAL	2020 YTD
	001	002	003	004	005	006	MUTUAL AID OUTSIDE CITY					
8-ASSAULT	1	6	1	7	1	2	0	18	28		11	25
80-ROADWAY OBSTRUCTION	12	24	6	5	38	3	1	89	136		97	147
8A-MENACING THREATS	4	1	0	3	4	1	0	13	25		13	34
8B-TELEPHONE HARASSMENT	1	4	3	7	6	2	0	23	38		21	32
90-DISTURBANCE 2 UNITS	36	32	23	71	31	18	0	211	386		208	360
90A-DISTURBANCE 1 UNIT	16	22	26	53	28	12	1	158	255		154	285
913-FOOT PATROL	303	405	39	611	293	117	121	1,889	4,415		4,420	8,484
96-MENTAL	6	7	6	19	7	1	0	46	77		25	71
<b>TOTAL CALLS</b>	1,406	1,611	1,002	2,326	1,705	970	440	9,460	19,342		10,573	23,557
<b>TOTAL CALLS W/O 36C, 61B, 61, 70 &amp; 913</b>	561	777	553	1,139	819	353	214	4,416	8,222		3,818	7,662
<b>911 CALLS RECEIVED</b>								13,313	24,358		9,853	19,627

**CALLS FOR SERVICE**  
APRIL 1, 2021 - JUNE 30, 2021



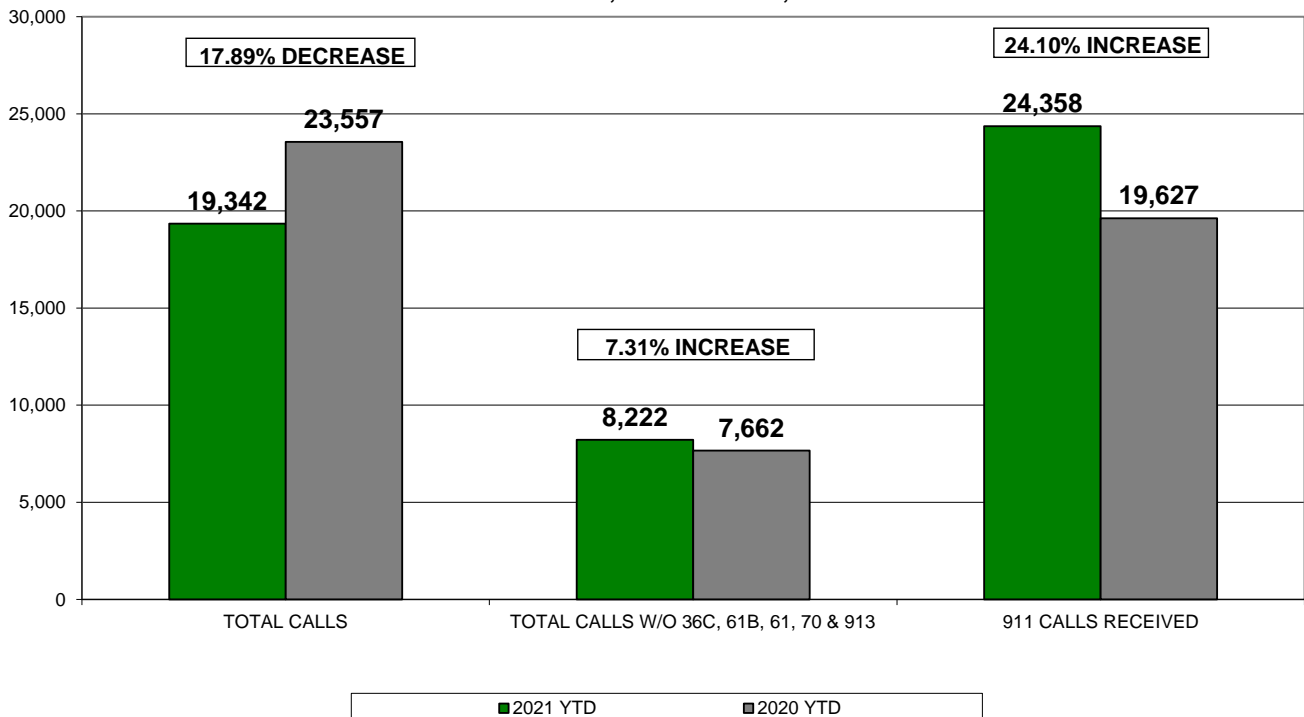
**CALLS FOR SERVICE SUMMARY**  
**JANUARY - JUNE, 2021**

CODE# & DESCRIPTION	DISTRICTS						DISTRICT 0 MUTUAL AID OUTSIDE CITY	2021 YTD	VS.	2020 YTD
	001	002	003	004	005	006				
10-ASSIST OTHER AGENCY	15	18	6	20	18	3	123	203		163
100-BOMB THREAT	0	0	0	2	0	0	0	2		0
100D-BOMB DEVICE	0	0	0	0	1	0	0	1		0
102-NARCOTICS	10	10	3	12	7	1	1	44		43
12-BURGLARY	1	3	4	6	1	1	0	16		26
12AL BURGLAR ALARM	150	139	169	148	143	58	4	811		968
12B-OPEN DOOR OR WINDOW	6	10	4	6	6	4	2	38		53
13-MISCELLANEOUS CALL	54	85	98	271	78	49	74	709		837
13C-COMMUNITY SERVICE EVENT	0	0	0	0	0	0	0	0		2
13T-PRISONER TRANSPORT	0	0	0	6	0	0	4	10		7
14-FRAUD BAD CHECK	54	72	235	211	92	11	2	677		133
15-WARRANT SERVICE	7	5	0	54	3	1	15	85		72
16-DECEASED PERSON	2	4	6	5	3	1	0	21		11
16A-DECEASED ANIMAL	0	4	4	2	2	0	0	12		19
18-ANIMAL BITE	1	0	0	6	3	0	0	10		9
18A-ANIMAL COMPLAINT	20	15	33	51	25	4	4	152		215
18B-BARKING DOG	1	0	3	1	1	1	0	7		12
2-ACCIDENT NON INJURY	34	118	26	58	107	26	6	375		342
20-DOMESTIC	27	8	11	16	8	2	0	72		44
22-DROWNING	0	1	0	0	0	0	0	1		0
24-INTOXICATED PERSON	3	6	4	9	2	18	0	42		28
24A -OMVI	12	25	10	24	28	15	14	128		137
26-FIGHT	4	2	0	1	0	1	0	8		6
28-FIRE RUN	7	4	9	8	5	1	2	36		39
29-EMS RUN	15	20	21	38	23	10	3	130		112
2A-HIT SKIP NON INJURY	10	24	5	21	13	19	1	93		76
2P-ACCIDENT PRIVATE PROPERTY	14	18	2	28	5	8	0	75		52
30-VICE COMPLAINT	2	3	0	2	0	0	0	7		5
34-JUVENILE COMPLAINT	13	8	19	31	18	49	0	138		183
36-THEFT	51	69	13	61	42	14	0	250		239
36B-FOUND PROPERTY	10	9	6	39	12	13	3	92		124
36C-COURTESY CARD	29	12	8	47	26	0	0	122		242
38-MISSING PERSON	8	5	4	3	5	0	1	26		24
38A-MISSING PERSON RETURNED	1	1	0	2	0	0	0	4		2
4-ACCIDENT INJURIES	11	23	4	6	30	2	1	77		81
40-PERSON WITH A GUN	0	1	0	0	5	0	1	7		4
40A-PERSON WITH A KNIFE	0	2	0	0	0	0	0	2		1
42-UNKNOWN CIRCUMSTANCES	3	6	2	4	3	16	1	35		20
42-UNKNOWN EMERGENCY	0	1	1	5	0	1	0	8		6
42A-911 HANG UP CALL	44	10	6	25	21	13	1	120		106
44-OFFICER IN TROUBLE	0	0	0	1	0	0	2	3		0
46-PROWLER	0	1	0	0	0	0	0	1		1
48-RAPE	0	1	0	2	1	0	0	4		8
48B-SEX OFFENSE	1	3	4	5	2	4	0	19		14
4A-HIT SKIP INJURY	0	0	0	0	1	0	0	1		3
4F-ACCIDENT FATAL	0	0	0	0	0	0	0	0		2
4P-ACCIDENT PRIV PROP INJURY	0	3	0	2	0	0	0	5		2
50-ROBBERY	4	1	0	1	1	0	0	7		2
50ALB-ROBBERY ALARM BUSINESS	4	10	0	6	2	8	0	30		55
50ALR-ROBBERY ALARM RESIDENCE	1	8	23	12	8	0	0	52		55
52-SHOOTING	0	0	0	0	0	0	1	1		0
52A-SHOTS FIRED	2	2	1	3	6	0	0	14		23
56-STOLEN VEHICLE	4	1	2	4	5	2	2	20		28
56B-RECOVERED STOLEN VEHICLE	4	2	0	1	1	0	5	13		12
58-SUICIDE	0	0	0	0	0	0	0	0		2
58A-SUICIDE ATTEMPT	9	8	10	18	2	2	0	49		44
60-SUSPICIOUS PERSON	104	130	91	193	80	79	5	682		706
60A-SUSPICIOUS VEHICLE	54	45	17	65	33	19	0	233		208
61-HOUSE CHECK	55	94	286	126	200	0	0	761		2,040
61A-EXTRA PATROL	29	35	33	66	31	24	0	218		148

**CALLS FOR SERVICE SUMMARY**  
JANUARY - JUNE, 2021

CODE# & DESCRIPTION	DISTRICTS						DISTRICT 0 MUTUAL AID OUTSIDE CITY	2021 YTD	VS.	2020 YTD
	001	002	003	004	005	006				
61B-TARGET PATROL	408	493	401	531	398	596	19	2,846		2,062
62-TRAFFIC DETAIL	1	0	3	8	2	0	0	14		19
64-VANDALISM	5	25	6	26	6	11	0	79		66
70-TRAFFIC VIOLATOR	751	366	224	376	716	338	205	2,976		3,067
72-SPEEDER OR RECKLESS DRIVER	25	78	34	58	157	29	85	466		351
74-DISABLED OR MOTORIST ASSIST	24	63	16	26	142	11	15	297		243
76-VEHICLE BLOCKING	26	36	18	51	45	19	9	204		204
76A-PARKING VIOLATOR	5	20	30	47	27	21	3	153		168
78-VEHICLE LOCKOUT	38	37	18	54	31	10	0	188		143
8-ASSAULT	4	8	1	10	2	3	0	28		25
80-ROADWAY OBSTRUCTION	17	35	10	8	60	5	1	136		147
8A-MENACING THREATS	5	4	2	5	7	2	0	25		34
8B-TELEPHONE HARASSMENT	2	8	7	11	7	3	0	38		32
90-DISTURBANCE 2 UNITS	76	74	39	100	54	41	2	386		360
90A-DISTURBANCE 1 UNIT	25	36	38	86	45	24	1	255		285
913-FOOT PATROL	635	915	171	1,430	699	358	207	4,415		8,484
96-MENTAL	10	9	6	36	13	3	0	77		71
<b>TOTAL CALLS</b>	2,947	3,292	2,207	4,597	3,520	1,954	825	19,342		23,557
<b>TOTAL CALLS W/O 36C, 61B, 61, 70 &amp; 913</b>	1,069	1,412	1,117	2,087	1,481	662	394	8,222		7,662
<b>911 CALLS RECEIVED</b>								24,358		19,627

**CALLS FOR SERVICE**  
JANUARY 1, 2021 - JUNE 30, 2021



# OFFENSE REPORT SUMMARY

ACTUAL NUMBER OF OFFENSE REPORTS		APRIL-JUNE 2021	2021 YTD	VS	APRIL-JUNE 2020	2020 YTD
TOTAL		273	526		226	513

GROUP A	DEPARTMENT CLASSIFICATION	IBR CODE	APRIL-JUNE 2021	2021 YTD	VS	APRIL-JUNE 2020	2020 YTD
	AGGRAVATED ASSAULT	13A	2	4		2	2
	ARSON	200	2	3		0	0
	ASSISTING OR PROMOTING PROSTITUTION	40B	3	3		0	0
	BURGLARY/BREAKING AND ENTERING	220	10	18		9	23
	COUNTERFEITING/FORGERY	250	5	7		3	4
	CREDIT CARD/AUTOMATIC TELLER MACHINE FRAUD	26B	1	5		3	4
	DISTRUCTION/DAMAGE/VANDALISM OF PROPERTY	290	30	41		15	36
	DRUG EQUIPMENT VIOLATIONS	35B	24	46		17	38
	DRUG/NARCOTIC VIOLATIONS	35A	24	46		24	57
	EXTORTION/BLACKMAIL	210	1	1		1	1
	FALSE PRETENSES/SWINDLE/CONFIDENCE GAME	26A	7	12		3	5
	FORCIBLE FONDLING	11D	4	7		2	3
	FORCIBLE RAPE	11A	3	5		1	6
	HACKING/COMPUTERINVASION	26G	0	0		1	1
	IDENTITY FRAUD	26F	2	37		6	12
	IMPERSONATION	26C	0	0		0	0
	INTIMIDATION	13C	15	23		8	16
	KIDNAPPING/ABDUCTION	100	0	2		0	1
	MOTOR VEHICLE THEFT	240	4	8		11	20
	PORNOGRAPHY/OBSCENE MATERIAL	370	1	1		2	3
	RECEIVING STOLEN PROPERTY	280	8	11		5	5
	ROBBERY	120	3	5		0	2
	SIMPLE ASSAULT	13B	39	73		16	44
	THEFT - ALL OTHER LARCENY	23H	31	56		35	69
	THEFT - PURSE-SNATCHING	23B	0	1		0	1
	THEFT - SHOPLIFTING	23C	7	17		4	14
	THEFT - THEFT FROM BUILDING	23D	5	11		1	5
	THEFT - THEFT FROM MOTOR VEHICLE	23F	28	68		28	56
	THEFT - THEFT OF VEHICLE PARTS OR ACCESSORIES	23G	9	13		2	8
	WEAPON LAW VIOLATIONS	520	9	16		2	6
	WELFARE FRAUD	26D	1	1		0	0
	WIRE FRAUD	26E	0	0		0	0
	<b>TOTAL GROUP A</b>		<b>278</b>	<b>541</b>		<b>201</b>	<b>442</b>

GROUP B	DEPARTMENT CLASSIFICATION	IBR CODE	APRIL-JUNE 2021	2021 YTD	VS	APRIL-JUNE 2020	2020 YTD
	BAD CHECKS	90A	1	1		0	0
	CURFEW/LOITERING/VAGRANCY VIOLATIONS	90B	2	2		3	4
	DISORDERLY CONDUCT	90C	12	17		11	14
	DRIVING UNDER THE INFLUENCE	90D	23	33		22	81
	LIQUOR LAW VIOLATIONS	90G	3	6		6	9
	VOYEURISM	90H	0	0		0	0
	RUNAWAY	90I	0	1		2	2
	TRESPASS OF REAL PROPERTY	90J	3	5		5	11
	ALL OTHER OFFENSES	90Z	37	51		18	34
	<b>TOTAL GROUP B</b>		<b>81</b>	<b>116</b>		<b>67</b>	<b>155</b>

**TOTAL OFFENSES**

**359**

**657**

**268**

**597**

# TRAFFIC ENFORCEMENT SUMMARY

NUMBER OF CITATIONS ISSUED	APRIL-JUNE 2021	2021 YTD		APRIL-JUNE 2020	2020 YTD
<b>TOTAL</b>	<b>658</b>	<b>1,370</b>		<b>353</b>	<b>1,133</b>

TYPE OF CITATION & SECTION#	APRIL-JUNE 2021	2021 YTD		APRIL-JUNE 2020	2020 YTD
ACDA	37	46		6	44
APPROACHING STATIONARY PUBLIC SAFETY VEHICLE	0	0		0	1
ASSURED CLEAR DISTANCE, SPEED/ACDA	4	9		10	15
CHILD RESTRAINT SYSTEM, EXCEPTIONS	2	3		0	2
CHILD SUPPORT (SUS)	1	2		0	0
COMPLIANCE WITH LAWFUL ORDER OF POLICE OFFICER; FLEEING	1	1		0	0
DISPLAY LICENSE/VALIDATION	0	1		3	7
DISPLAY OF LICENSE PLATES	3	7		1	70
DIVIDED ROADWAYS	1	1		1	4
DRIVER LICENSE SUSPENDED	2	3		2	5
DRIVERS LICENSE REQUIRED - MORE THAN ONE PROHIBITED	2	2		0	0
DRIVING UNDER SUSPENSION OR VIOLATION OF LICENSE RESTRICTION	4	8		1	5
DRIVING UNDER THE INFLUENCE OF ALCOHOL OR DRUGS	34	43		22	70
DRIVING UNSAFE VEHICLE	1	1		0	1
DRIVING UPON DIVIDED ROADWAYS	0	1		0	0
DRIVING WHILE UNDER INFLUENCE	1	1		1	5
DRIVING WITHIN MARKED LANES	18	25		6	20
DUS - 12 POINT SUSPENSION	2	3		2	4
DUS - FRA	22	72		6	35
DUS - OVI COURT SUSPENSION	4	8		1	3
DUS - OVI SUSPENSION	0	2		3	4
DUS- FAIL TO REINSTATE	4	5		3	8
DUS NON COMPLIANCE SUSPENSION	3	3		2	3
DUS OR VIOLATION OF LICENSE RESTRICTION	25	57		0	15
EXP REGISTRATION	0	0		1	2
FAILURE TO REGISTER	0	0		0	1
FAIL TO CONTROL	0	7		0	39
FAIL TO STOP AT RED LIGHT	1	5		0	8
FAIL TO YIELD-PRIVATE DRIVE	2	3		0	1
FAILURE TO APPEAR	1	1		0	0
FAILURE TO CONTROL	26	43		34	38
FAILURE TO REGISTER	0	1		0	1
FAILURE TO REINSTATE OL	7	14		1	9
FAILURE TO YIELD RIGHT OF WAY	0	0		2	2
FICTIOUS PLATES	0	1		2	3
FLASHING RED LIGHT	1	1		0	0
FOLLOWING TOO CLOSELY	2	5		0	0
FTY - STOPPED CRUISER	0	0		0	1
FTY - TURNING LEFT	11	18		1	7
FURNISHING FALSE INFORMATION TO OFFICER ISSUING TICKET	0	0		2	2
HEADLIGHT ILLUMINATION REQUIREMENTS	0	0		1	1
HEADLIGHTS ON MOTOR VEHICLES AND MOTORCYCLES	0	0		0	1
HIT/SKIP - CODE 2/4	3	3		1	3
HIT/SKIP - CODE 2P/4P	0	0		0	2
HIT/SKIP PRIVATE PROPERTY	0	0		1	2
IMPROPER BACKING AND STARTING	0	0		2	2
IMPROPER TURNS AT INTERSECTION	0	0		1	1
INATTENTION	3	6		0	0
JUVENILE TRAFFIC OFFENDER	0	1		0	0
LANE CHANGE - UNSAFE	18	26		1	13
LEAVING THE SCENE OF AN ACCIDENT	0	0		1	2
LEFT OF CENTER	3	4		4	9
LICENSE FORFEIT	5	9		6	10
LIGHTED HEADLIGHTS	2	2		0	3
LIGHTS ON PARKED OR STOPPED VEHICLES	1	1		0	0
LITTERING - FROM MV	1	1		0	0
MARKED LANES	0	0		4	7
MV STOP LIGHTS	2	2		0	2
NO LICENSE PLATE LIGHT	1	1		0	0
NO OPS	40	101		34	79
NON COMPLIANCE SUSPENSION	3	10		20	37

# TRAFFIC ENFORCEMENT SUMMARY

NUMBER OF CITATIONS ISSUED	APRIL-JUNE 2021	2021 YTD		APRIL-JUNE 2020	2020 YTD
<b>TOTAL</b>	<b>658</b>	<b>1,370</b>		<b>353</b>	<b>1,133</b>

TYPE OF CITATION & SECTION#	APRIL-JUNE 2021	2021 YTD		APRIL-JUNE 2020	2020 YTD
OBEYING TRAFFIC CONTROL DEVICES	2	3		2	6
OBSCURED PLATES	1	1		0	2
OCCUPENT RESTRAINING DEVICES	0	1		3	4
ONE-WAY TRAFFIC - ROTARY ISLANDS	0	1		0	0
OPERATING MV OR MOTORCYCLE WITHOUT VALID LICENSE	0	2		1	4
OPERATION AT YIELD SIGN	1	2		2	3
OVI PER SE	1	1		0	1
OVI .17% >	0	0		0	1
OVI BREATH	3	3		0	7
OVI PER SE BREATH (.17 + (SUPER)	3	3		0	9
OVI PHYSICAL CONTROL	0	1		0	0
OVI REFUSAL CONVICTION (PRIOR W/20 YRS)	3	5		1	8
PASSING - DOUBLE YELLOW	2	2		0	0
PASSING STOPPED SCHOOL BUS	0	0		0	1
PHYSICAL CONTROL	0	1		0	2
PHYSICAL CONTROL UNDER INFLUENCE	0	0		0	2
PROHIBITED ACTS	0	0		0	1
PROHIBITED TURN IN ROADWAY	0	2		0	0
RECKLESS OPERATION	2	3		3	3
RECKLESS OPERATION - PRIVATE	0	0		0	2
RECKLESS OPERATION - ROADWAY	1	3		0	1
RECKLESS OP-PRIVATE PROPERTY	0	0		1	1
RIGHT OF WAY RULE WHEN TURNING LEFT	2	2		4	9
RIGHT-OF-WAY ON ROADWAY	1	4		1	3
RULES FOR TURNS AT INTERSECTIONS	0	2		0	0
RULES GOVERNING OVERTAKING AND PASSING OF VEHICLES	1	1		0	1
SEAT BELTS REQUIRED	7	15		0	1
SIGNAL LIGHTS	0	0		2	4
SLOW SPEED	1	2		1	1
SPACE BETWEEN MOVING VEHICLES	0	0		1	1
SPEED	374	861		174	476
SPEED - SCHOOL ZONE	16	49		0	13
SPEED - SLOW	1	1		0	1
SQUEALING TIRES - NOISE	1	1		0	1
STARTING AND BACKING VEHICLE	2	4		1	1
STOP AND YIELD SIGNS	1	1		0	1
STOP SIGNS	12	13		2	7
STOPPING AFTER ACCIDENT	2	5		0	1
STOPPING AFTER ACCIDENT INVOLVING DAMAGE PERSONAL PROPERTY	0	0		1	1
STOPPING AFTER ACCIDENT INVOLVING INJURY TO PERSONS OR PROPERTY	0	2		0	0
STOPPING AFTER INJURY ACCIDENT	1	1		0	0
STOPPING AT GRADE CROSSING	1	1		0	0
STOPPING FOR SCHOOL BUS	1	3		0	1
TAIL LIGHT - ILLUMINATION OF REAR LICENSE PLATE	1	1		1	1
TEMP PERMIT (OPERATING SOLO)	3	5		1	8
TEMPORARY INSTRUCTION PERMIT	0	0		0	1
TIME FOR LIGHTED LIGHTS ON MOTOR VEHICLES	0	0		1	3
TRAFFIC CHARGES - HEADLIGHTS 4513.14A	2	2		0	2
TRAFFIC CHARGES - NO OPS 4510.12A1	1	1		1	1
TRAFFIC CHARGES - RIGHT OF WAY	0	1		2	5
TRAFFIC CONTROL DEVICE	0	0		5	5
TRAFFIC CONTROL SIGNAL TERMS AND LIGHTS	5	14		5	9
TRAFFIC SIGNAL RIGHT TURN ON RED	0	3		1	3
TURN AND STOP SIGNAL	1	2		1	1
TURN SIGNAL REQUIRED	1	2		2	4
TWO LIGHTS DISPLAYED	0	1		0	2
TWO OR MORE STOP LIGHTS REQUIRED	1	1		2	3
UNSAFE BACKING	0	0		0	3
UNSAFE LANE CHANGE	5	10		3	5
UNSAFE VEHICLE	1	1		1	1
USE ILLEGAL PLATES; TRANSFER OF REGISTRATION	6	7		0	0

# TRAFFIC ENFORCEMENT SUMMARY

NUMBER OF CITATIONS ISSUED	APRIL-JUNE 2021	2021 YTD		APRIL-JUNE 2020	2020 YTD
<b>TOTAL</b>	<b>658</b>	<b>1,370</b>		<b>353</b>	<b>1,133</b>

TYPE OF CITATION & SECTION#	APRIL-JUNE 2021	2021 YTD		APRIL-JUNE 2020	2020 YTD
USE OF SUNSCREENING, WINDOW TINT	0	1		0	0
U-TURN PROHIBITED	0	1		0	0
WRONGFUL ENTRUSTMENT	0	0		2	2
YIELD SIGNS	10	17		0	7
MISCELLANEOUS	1	1		0	0
<b>TOTAL</b>	<b>785</b>	<b>1,643</b>		<b>417</b>	<b>1,256</b>

## PARKING CITATION CHARGES

TYPE OF CITATION & SECTION#	APRIL-JUNE 2021	2021 YTD		APRIL-JUNE 2020	2020 YTD
HANDICAP PARKING	0	0		2	14
LEAVING VEHICLES ON PRIVATE PROPERTY-FIRE LANES	0	0		0	1
MANNER OF PARALLEL PARKING; HANDICAPPED PARKING	1	1		0	1
PARKING FIRE LANE	1	1		0	0
PROHIBITED STANDING OR PARKING PLACES	3	4		0	10
<b>TOTAL</b>	<b>5</b>	<b>6</b>		<b>2</b>	<b>26</b>

<b>TOTAL CITATIONS</b>	<b>790</b>	<b>1,649</b>		<b>419</b>	<b>1,282</b>
------------------------	------------	--------------	--	------------	--------------

# ADULT ARREST SUMMARY

ACTUAL NUMBER OF ADULTS ARRESTED	APRIL-JUNE 2021	2021 YTD	APRIL-JUNE 2020	2020 YTD
<b>TOTAL</b>	<b>163</b>	<b>286</b>	<b>106</b>	<b>279</b>

BREAKDOWN OF CHARGES	APRIL-JUNE 2021	2021 YTD	APRIL-JUNE 2020	2020 YTD
ABUSING HARMFUL INTOXICANTS	0	0	0	1
AGGRAVATED MENACING	2	2	0	1
AGGRAVATED TRESPASS	1	1	0	0
ALCOHOL-UNDERAGE POSSESSION	0	1	0	1
ANIMALS OR FOWL RUNNING AT LARGE	0	2	0	0
ASSAULT	14	23	5	11
BURGLARY	0	1	0	0
CARRYING CONCEALED WEAPONS	0	1	1	2
COMPLICITY	1	1	0	0
COUNTERFEIT CURRENCY	0	0	0	1
CRIMINAL DAMAGING/ENDANGERING	2	2	0	1
CRIMINAL MISCHIEF	0	1	0	0
CRIMINAL TRESPASS	1	2	2	5
DISORDERLY CONDUCT	6	7	3	4
DISSEMINATE MATTER HARMFUL TO JUVENILES-SELL DELIVER FURNISH	0	0	1	1
DOMESTIC VIOLENCE	0	0	0	1
DOMESTIC VIOLENCE - SIMPLE ASSAULT	14	32	5	13
DOMESTIC VIOLENCE - MENACING OR INTIMIDATION	4	5	0	1
DRIVING UNDER SUSPENSION	3	4	0	1
DRIVING WHILE UNDER THE INFLUENCE OF ALCOHOL/ DRUGS	32	41	20	77
DRUG ABUSE - MARIJUANA	3	4	7	17
DRUG ABUSE - SCHEDULE I OR II SUBSTANCE	0	2	3	3
DRUG ABUSE - SCHEDULE III, IV, V SUBSTANCE	0	0	1	2
DRUG ABUSE; CONTROLLED SUBSTANCE POSSESSION OR USE	1	1	0	0
DRUG PARAPHERNALIA	9	14	14	21
ENDANGERING CHILDREN	2	4	1	1
FAIL TO CONTROL	1	1	1	4
FAILURE TO APPEAR; ISSUANCE OF WARRANT	2	5	0	1
FAILURE TO COMPLY WITH A LAWFUL ORDER	0	0	3	3
FAILURE TO COMPLY WITH ORDER OR SIGNAL OF P.O.	3	4	0	0
FAILURE TO COMPLY WITH ORDER OR SIGNAL OF P.O. - ELUDE OR FLEE	2	2	0	0
FAILURE TO REPORT	0	0	0	1
FALSIFICATION	3	5	3	4
FELONIOUS ASSAULT	0	2	0	0
FORGERY	1	1	1	1
HARASSMENT BY INMATE	0	0	1	1
HAVING PHYSICAL CONTROL OF VEHICLE WHILE UNDER THE INFLUENCE	0	1	0	3
HAVING WEAPONS WHILE UNDER DISABILITY	1	1	1	1
ILLEGAL POSSESSION OF INTOXICATING BEER OR LIQUOR	2	2	0	0
IMPROPERLY HANDLING FIREARMS IN A MOTOR VEHICLE	4	5	1	1
LANE CHANGE - UNSAFE	0	0	0	1
LEAVING THE SCENE OF AN ACCIDENT	0	0	0	1
LICENSE OR REGISTRATION REQUIRED	0	0	0	1
LITTERING	0	0	0	1
MAKING FALSE ALARMS	0	0	1	1
MARIJUANA DRUG PARAPHERNALIA	1	1	2	9
MARKED LANES	2	2	0	2
MENACING	2	3	0	0
MOTOR VEHICLE THEFT	0	0	1	2
NO OPS	1	2	1	1
OBSTRUCTING JUSTICE	0	0	1	1
OBSTRUCTING OFFICIAL BUSINESS	7	9	2	4
OFFENSES INVOLVING UNDERAGE PERSONS	0	4	8	10
OPEN CONTAINER LIQUOR	1	1	0	1
OVI	2	2	2	3
OVI BREATH	0	0	0	1
POSSESSING CRIMINAL TOOLS	1	1	0	0
POSSESSING DRUG ABUSE INSTRUMENTS	2	6	3	5
POSSESSION OF DRUGS	4	10	8	15
POSSESSION OF FENTANYL	0	0	0	1

# ADULT ARREST SUMMARY

ACTUAL NUMBER OF ADULTS ARRESTED	APRIL-JUNE 2021	2021 YTD		APRIL-JUNE 2020	2020 YTD
<b>TOTAL</b>	<b>163</b>	<b>286</b>		<b>106</b>	<b>279</b>

BREAKDOWN OF CHARGES	APRIL-JUNE 2021	2021 YTD		APRIL-JUNE 2020	2020 YTD
POSSESSION OF MARIJUANA	0	0		0	2
PROHIBITED ACTS	0	1		0	1
PROMOTE PROSTITUTION	2	2		0	0
PUBLIC INDECENCY	0	0		3	3
PUBLIC INDECENCY - APPEAR TO BE SEX ACT	0	0		1	1
RECEIVING STOLEN PROPERTY	8	11		1	1
RECKLESS OPERATION	1	2		0	0
RESISTING ARREST	2	2		0	1
SOLICITING	8	8		0	0
SPEEDING	1	1		2	5
STOP SIGNS	0	1		0	0
TELECOMMUNICATIONS HARASSMENT	0	0		0	1
TELEPHONE HARASSMENT	0	1		0	0
THEFT - ALL OTHER LARCENY	3	3		3	8
THEFT - FROM MOTOR VEHICLE	1	2		0	0
THEFT - PETTY (<\$1000)	1	1		0	0
THEFT - SHOPLIFTING	2	2		1	2
THEFT - WITHOUT CONSENT	1	1		0	0
TRAFFICKING IN DRUGS	0	2		2	3
VEHICULAR VANDALISM	0	1		0	0
VIOLATE PROTECTION ORDER OR CONSENT AGREEMENT	5	7		3	4
WARRANT ARREST FOREIGN AGENCY	32	79		24	59
WARRANT ARREST FTA/FTC	11	19		6	26
<b>TOTAL CHARGES</b>	<b>215</b>	<b>367</b>		<b>149</b>	<b>362</b>

### JUVENILE ARREST SUMMARY

ACTUAL NUMBER OF JUVENILES ARRESTED	APRIL-JUNE 2021	2021 YTD		APRIL-JUNE 2020	2020 YTD
<b>TOTAL</b>	<b>28</b>	<b>41</b>		<b>20</b>	<b>50</b>

BREAKDOWN OF CHARGES	APRIL-JUNE 2021	2021 YTD		APRIL-JUNE 2020	2020 YTD
ASSAULT	2	3		0	6
BREAKING AND ENTERING	0	2		0	0
COMPLICITY	1	1		0	0
CRIMINAL DAMAGING/ENDANGERING	1	2		0	2
CRIMINAL MISCHIEF	0	0		1	1
CRIMINAL TRESPASS	2	2		4	7
CURFEW	3	3		4	4
CURFEW (13-17)	9	9		0	6
DISORDERLY CONDUCT	0	2		0	1
DISSEMINATE MATTER HARMFUL TO JUVENILES-SELL DELIVER FURNISH	0	0		5	5
DOMESTIC VIOLENCE - SIMPLE ASSAULT	2	3		0	3
DOMESTIC VIOLENCE - MENACING OR INTIMIDATION	0	1		1	1
DRUG ABUSE - MARIJUANA	0	1		1	4
DRUG PARAPHERNALIA	1	2		0	1
ILLEGAL POSSESSION OF INTOXICATING BEER OR LIQUOR	2	2		0	0
INTERFERENCE W/CUSTODY	1	1		0	0
JUVENILE CIGARETTE OR OTHER TABACCO PRODUCTS VIOLATIONS	1	1		0	1
MAKING FALSE ALARMS	0	0		2	2
MARIJUANA DRUG PARAPHERNALIA	0	0		0	3
MENACING	0	0		1	1
OBSTRUCTING OFFICIAL BUSINESS	2	2		1	0
OFFENSES INVOLVING UNDERAGE PERSONS	3	6		1	1
PARKS HOURS OF OPERATIONS	0	0		0	2
POSSESSION OF DRUGS	0	1		0	2
RECEIVING STOLEN PROPERTY	0	2		0	1
SALES TO AND USE BY UNDERAGE PERSONS	2	2		0	0
TELECOMMUNICATIONS HARASSMENT	0	0		1	1
THEFT - FROM MOTOR VEHICLE	1	1		0	2
TOBACCO	4	4		0	0
UNAUTHORIZED USE OF MOTOR VEHICLE	0	0		0	4
VEHICULAR ASSAULT	0	0		1	1
<b>TOTAL</b>	<b>37</b>	<b>53</b>		<b>23</b>	<b>62</b>

### ACCIDENTS

TYPE OF ACCIDENT	APRIL-JUNE 2021	2021 YTD		APRIL-JUNE 2020	2020 YTD
FATAL	0	0		1	2
PROPERTY DAMAGE	99	158		67	167
HIT SKIP	23	41		13	34
INJURY ACCIDENT	50	68		36	75
INJURY HIT SKIP	1	6		1	3
<b>TOTALS</b>	<b>173</b>	<b>273</b>		<b>118</b>	<b>281</b>

## ACCIDENT ANALYSIS

### April - June 2021

April 1, 2021 through June 30, 2021 there were 173 reported traffic accidents, resulting in an average 1.90 accidents/day. Compared to 2020, accidents increased 46.6% (2021 = 173; 2020 = 118).

Personal injury accidents (51) accounted for 29.5% of the total. Property damage accidents accounted for the majority of our activity with 122 reports being filed (70.5%).

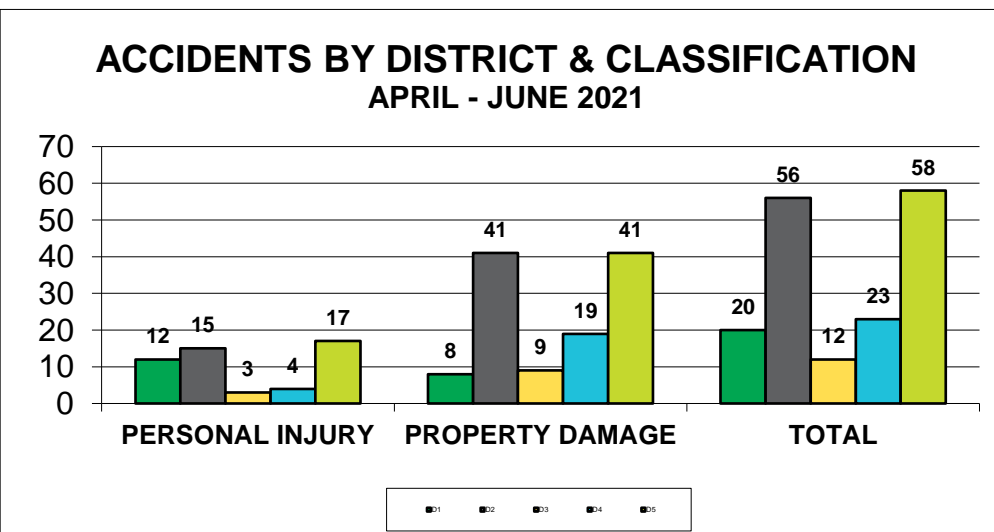
District 5 experienced the majority of accidents (58 or 33.5%) followed by District 2 with 56 accidents (32.4%). There were 20 collisions in District 1 (11.6%); 12 collisions in District 3 (6.9%); 23 collisions in District 4 (13.3%); and 4 collisions in District 6 (2.3%). The busiest day of the week for accident activity for the reporting period was Wednesday with 38 accidents (22.0%) reported. The second busiest day was Friday with 34 accidents (19.7%) reported. Accident activity for the remaining days of the week were as follows: Sunday = 12 (6.9%); Monday = 24 (13.9%); Tuesday = 21 (12.1%); Thursday = 26 (15.0%); and Saturday = 18 (10.4%).

The most frequent contributing factor was Following Too Closely which accounted for 42 or 24.3% of the accidents. The next most recurrent contributing factor was Failure To Yield accounting for 35 or 20.2% of the accidents for the reporting period. The busiest time of day for accident activity was between 3PM-4PM with 18 (10.4%) accidents.

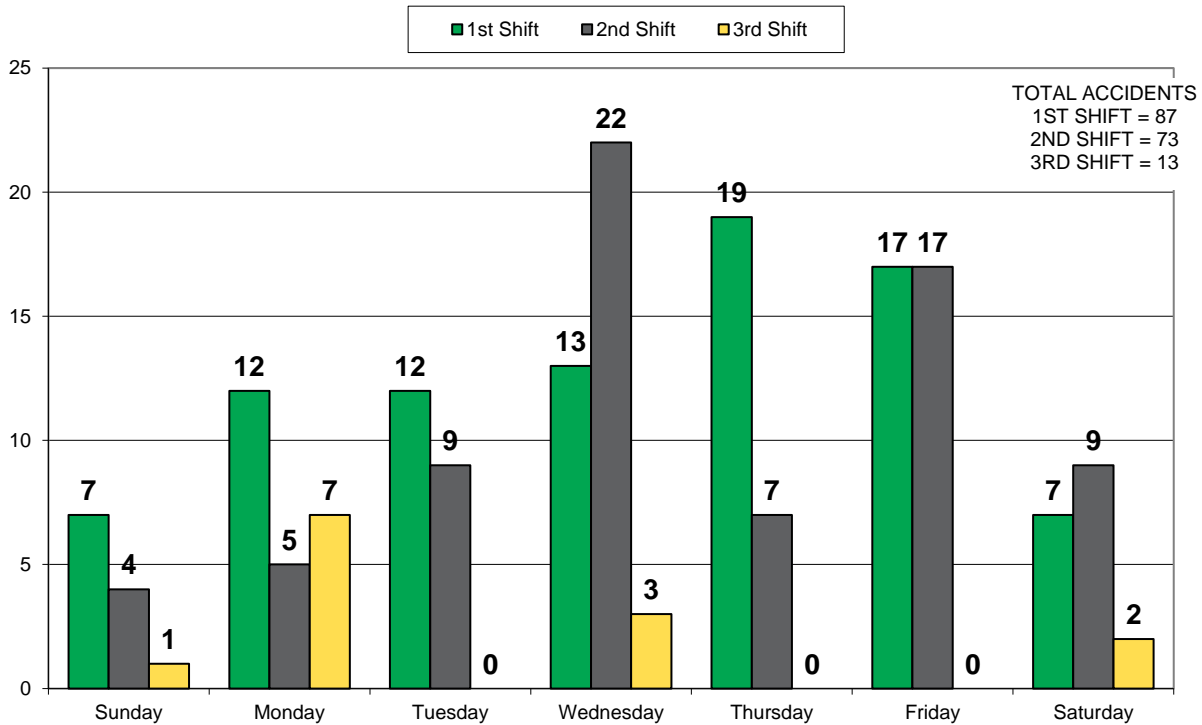
Five (5) crashes were identified as having been alcohol related (2.9%). The drivers in these accidents were arrested and charged with OVI. One hundred thirty-two (132) citations were issued to at fault drivers as a result of their accidents 76.3%

### ACCIDENTS BY DISTRICT & CLASSIFICATION

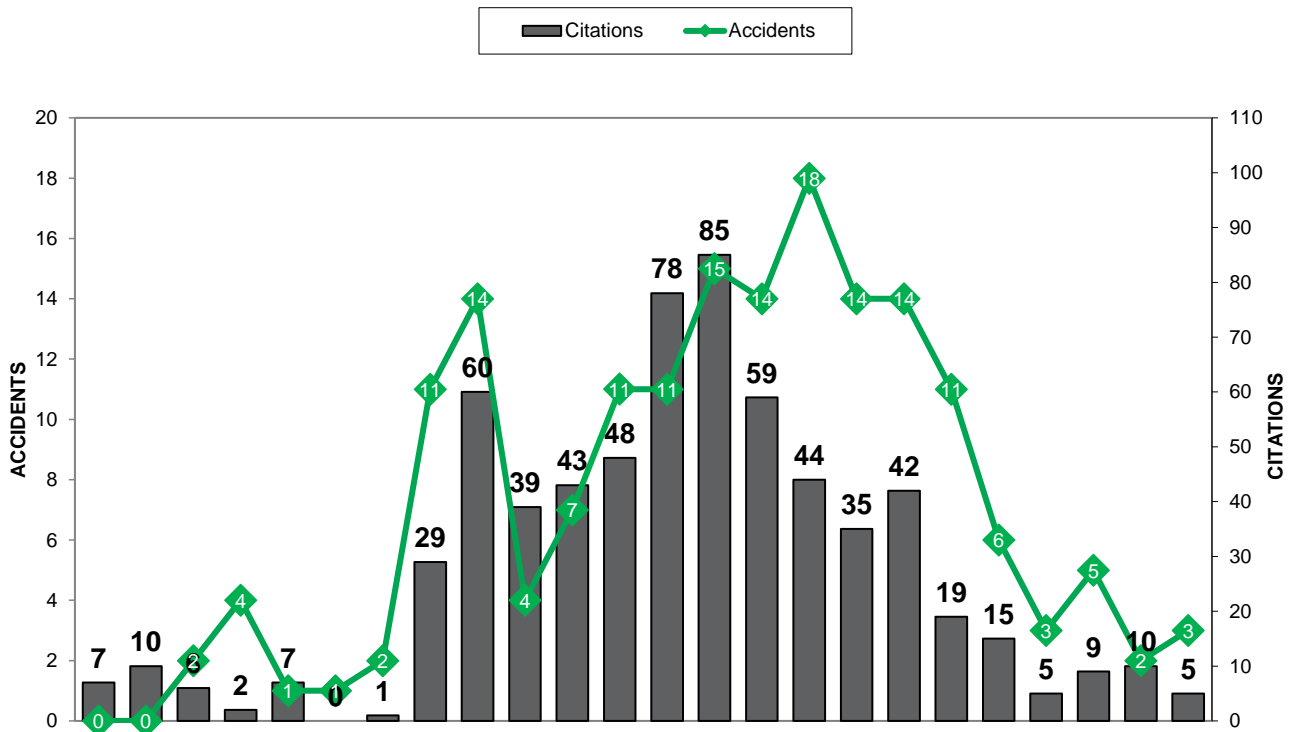
DISTRICT	PERSONAL INJURY	PROPERTY DAMAGE	TOTAL
D1	12	8	20
D2	15	41	56
D3	3	9	12
D4	4	19	23
D5	17	41	58
D6	0	4	4
TOTAL	51	122	173



### ACCIDENTS BY DAY OF WEEK & SHIFT APRIL 1 - JUNE 30, 2021



### ACCIDENTS & CITATIONS BY HOUR APRIL 1 - JUNE 30, 2021



## ACCIDENT ANALYSIS

### January - June 2021

January 1, 2021 through June 30, 2021 there were 273 reported traffic accidents, resulting in an average 1.51 accidents/day. Compared to 2020, accidents decreased 2.85% (2021 = 273; 2020 = 281).

Personal injury accidents (74) accounted for 27.1% of the total. Property damage accidents accounted for the majority of our activity with 199 reports being filed (72.9%).

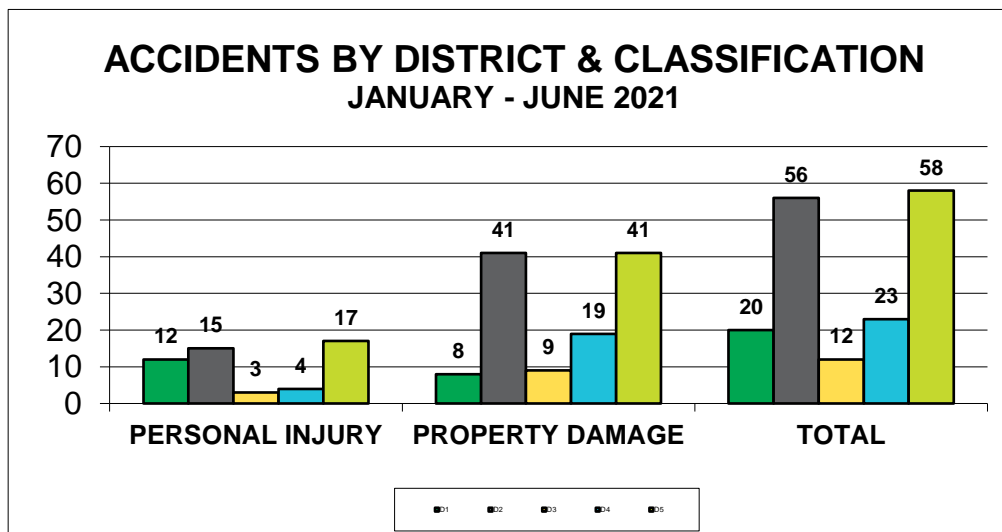
District 2 experienced the majority of accidents (90 or 33.0%) followed by District 5 with 79 accidents (28.9%). There were 27 collisions in District 1 (9.9%); 17 collisions in District 3 (6.2%); 47 collisions in District 4 (17.2%); and 13 collisions in District 6 (4.8%). The busiest day of the week for accident activity for the reporting period was Wednesday with 56 accidents (20.5%) reported. The second busiest day was Friday with 47 accidents (17.2%) reported. Accident activity for the remaining days of the week were as follows: Sunday = 31 (11.4%); Monday = 41 (15.0%); Tuesday = 31 (11.4%); Thursday = 37 (13.6%); and Saturday = 30 (11.0%).

The most frequent contributing factor was Following Too Closely which accounted for 54 or 19.8% of the accidents. The next most recurrent contributing factor was Failure To Yield accounting for 52 or 19.1% of the accidents for the reporting period. The busiest time of day for accident activity was between 3PM-4PM with 24 (8.8%) accidents.

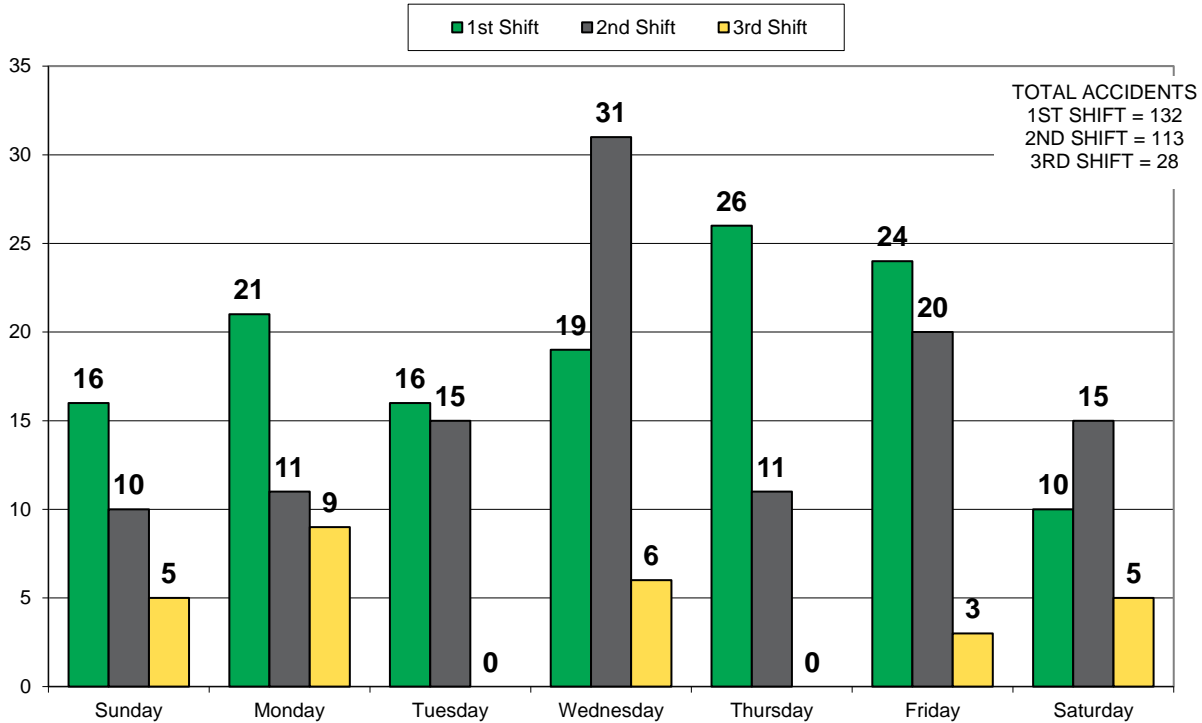
Eleven (11) crashes were identified as having been alcohol related (4.0%). The drivers in these accidents were arrested and charged with OVI. Two hundred five (205) citations were issued to at fault drivers as a result of their accidents 75.1%

### ACCIDENTS BY DISTRICT & CLASSIFICATION

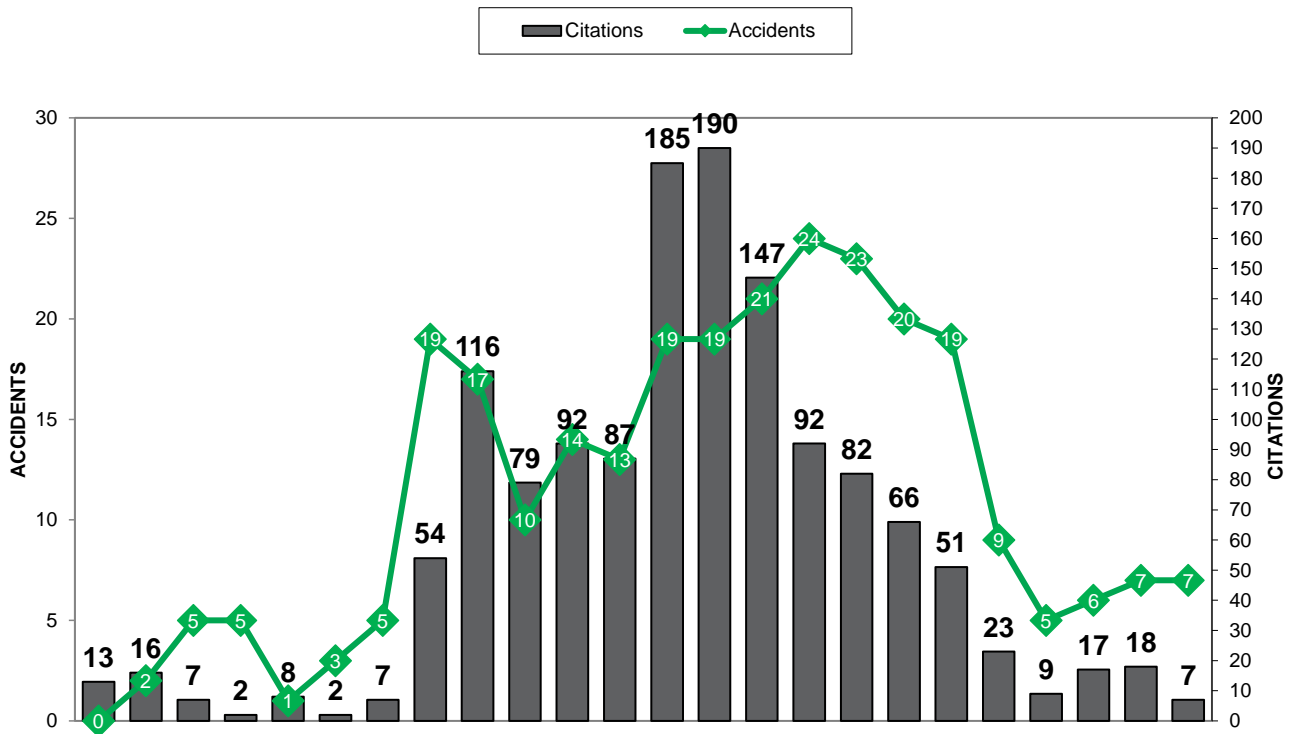
DISTRICT	PERSONAL INJURY	PROPERTY DAMAGE	TOTAL
D1	15	12	27
D2	25	65	90
D3	3	14	17
D4	10	37	47
D5	20	59	79
D6	1	12	13
TOTAL	74	199	273



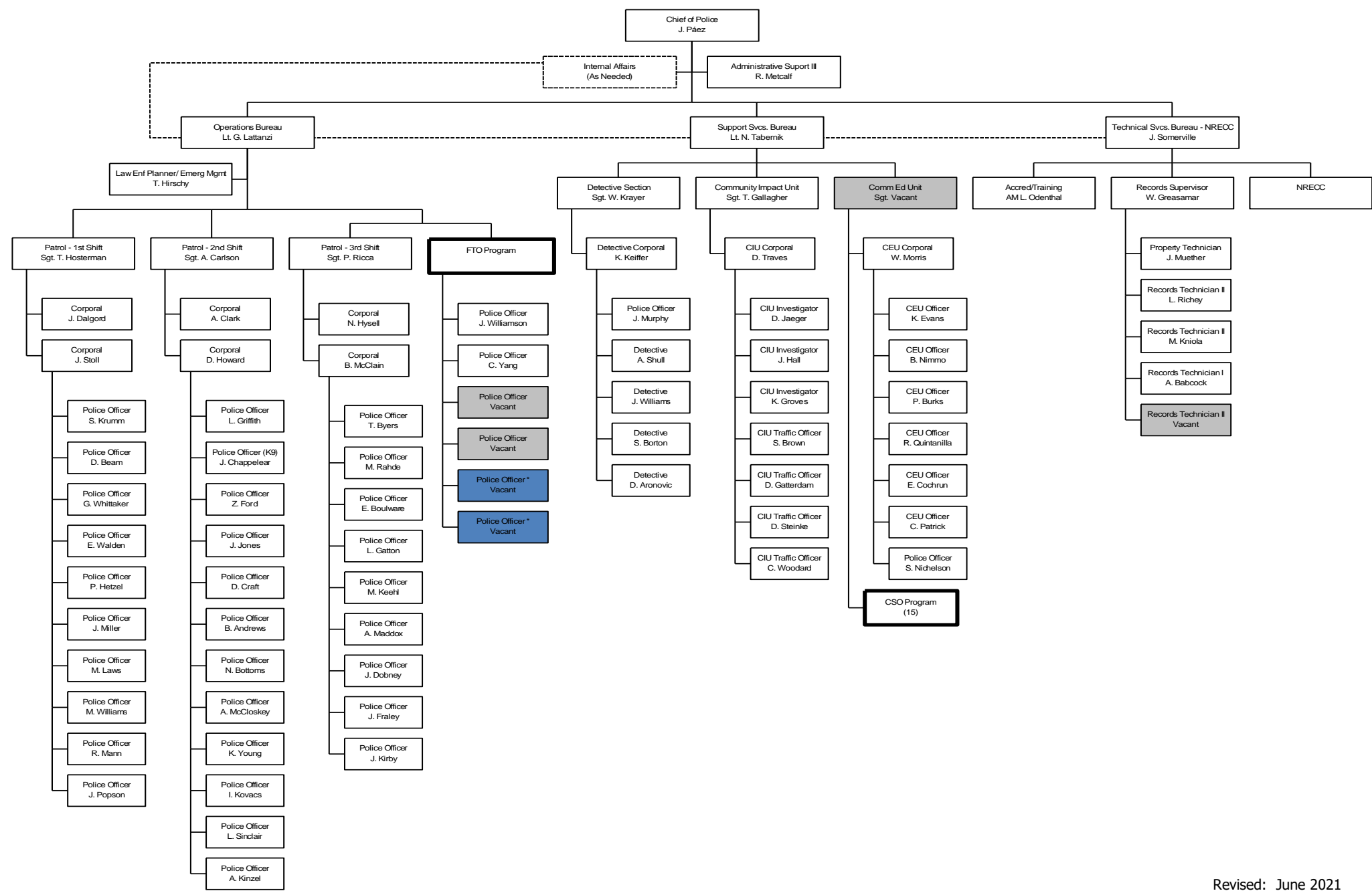
### ACCIDENTS BY DAY OF WEEK & SHIFT JANUARY 1 - JUNE 30, 2021



### ACCIDENTS & CITATIONS BY HOUR JANUARY 1 - JUNE 30, 2021



City of Dublin - Police Department - Organizational Chart - Standard 11.1.1



\* Two additional police officer positions temporarily authorized to allow for future anticipated retirements.

# City of Dublin - NRECC - Organizational Chart - Standard 11.1.1

