

Dublin Police Department

Quarterly Report

July - September 2021

Mission & Values

Dublin Division of Police employees are committed to protecting life, liberty and property. We will provide the highest level of service and work in partnership with our community to ensure public safety by focusing on the following core principles;

- Vigilant, Ethical and Impartial Enforcement of Law
- Critical Incident Preparedness and Response
- Crime Prevention, Reduction and Deterrence
- Improvement of Traffic Safety

We will remain dedicated to service and committed to excellence, focusing on the following core values: Professionalism, Integrity, Respect, Commitment

- **Professionalism:** We are members of an exceptional and highly trained law enforcement organization. Our conduct and demeanor adhere to the highest standards of personal and organizational excellence.
- **Integrity:** We hold ourselves accountable to the highest level of honesty, truthfulness, and ethical conduct.
- **Respect:** We ensure that all persons are treated with equality, dignity and courtesy.
- **Commitment:** We are dedicated to our Profession, our Community, our Agency and our Mission.

Focus & Results

Goal #1: Enhance our readiness and demonstrate our ability to effectively respond to and successfully resolve critical incidents, major crimes, and/or issues of significant community concern.

- Clearance rate of violent crimes increased from 2020 by 19.0% YTD 2021
- 2.7% decrease in reported crimes YTD from 2020

Goal #2: Reduce theft offenses throughout the city.

- 0.4% decrease in theft offenses from 2020 YTD
- 9.2% increase in thefts from vehicles from 2020 YTD
- 18.6% decrease in burglaries and B&Es from 2020 YTD

Goal #3: Improve overall traffic safety in the city.

- 6.7% increase in traffic crashes from 2020 YTD
- 0.0% change in serious injury traffic crashes from 2020 YTD
- 15.4% decrease in OVI related traffic crashes from 2020 YTD

Goal #4: Enhance and demonstrate our ability to effectively address drug offenses that contribute to crime affecting the city.

Personnel Highlights & Staffing

New Employees, Selection Processes and Resignations

New Employees

Sherrie Yoakam, Records Technician II, Hire Date 8/20/2021
 Jacqueline Raabe, Communications Technician, Hire Date 9/8/2021
 Julia Strathman, Communications Technician, Hire Date 9/8/2021



Sherrie Yoakam



Jacqueline Raabe



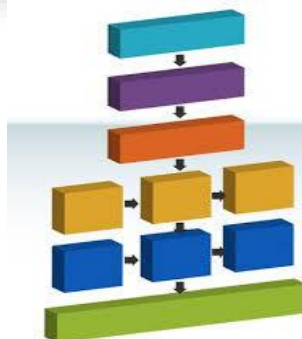
Julia Strathman

Promotions

Jake Stoll, Promoted to Sergeant – 8/12/2021



Chief Justin Páez & Sergeant Jake Stoll



View Org Charts

<u>Staffing Levels:</u>	<u>Authorized / Actual</u>
Chief of Police	1/1
Police Lieutenant	2/2
Civilian Bureau Commander	1/1
Police Sergeant	6/6
Police Corporal	9/8*
Police Officer	54/52*
Law Enforcement Planner	1/1
Accreditation Manager	1/1
Administrative Support III	1/1
Records Supervisor	1/1
Records Technician II	3/3
Records Technician I	1/1
Police Property Technician	1/1
Operations Manager	1/1
Communications Manager	3/3
Communications Technician	29/29
Communications Supervisor	6/6
Totals	121/119*

*below authorized staffing level

Agency Quarterly Activity

July - September 2021

Calls for Service


Total Calls for Service = 9,793

Total Citizen Initiated Calls = 4,422

911 Calls Received = 13,985

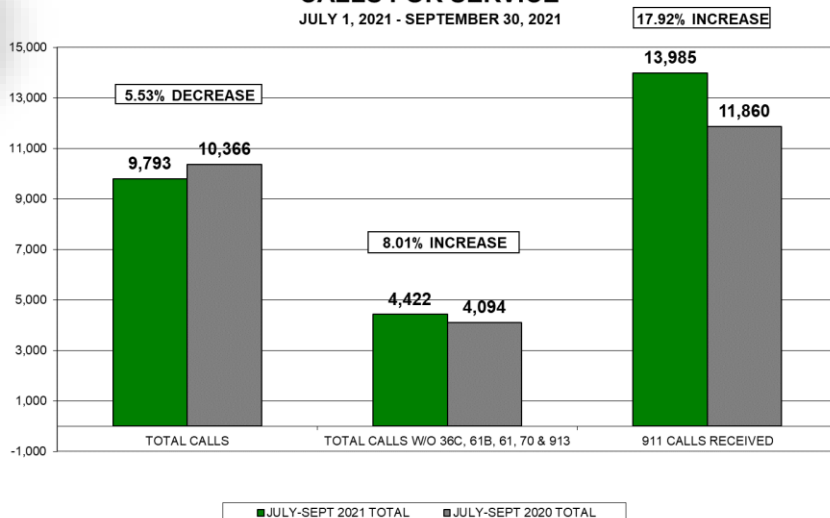
Average Response Time: 5 minutes

Average Total Time to Handle Calls: 47 minutes



CALLS FOR SERVICE

JULY 1, 2021 - SEPTEMBER 30, 2021



Other Reported Activity

Number of Offense Reports = 267

Total Offenses Reported = 316

Number of Citations Issued = 575

Total Citations = 676

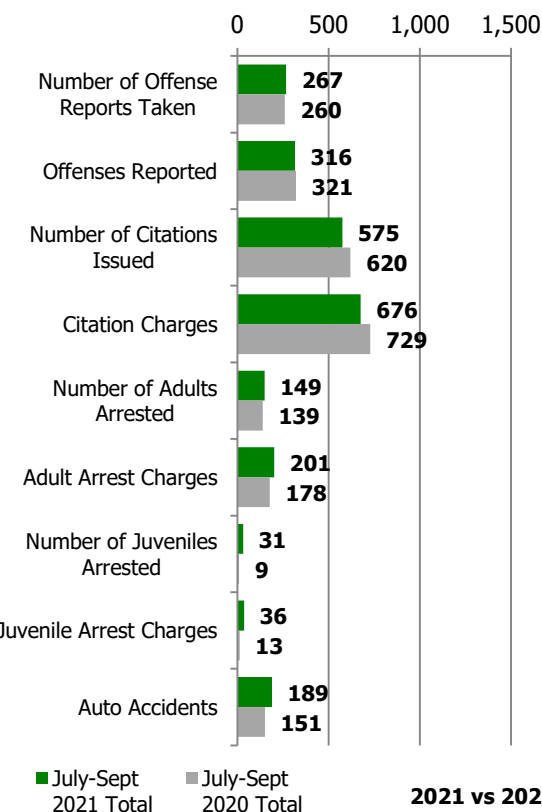
Number of Adults Arrested = 149

Adult Arrest Charges = 201

Number of Juveniles Arrested = 31

Juvenile Arrest Charges = 36

Total Accidents Reported = 189



DON'T LOSE IT.



Hide your valuables. Lock your vehicle.

Take it with you.

While we are very fortunate to live in a safe community, no city is 100% immune to crime. That is why Dublin Police are working to stay ahead of criminals each day and reduce one of the most common crimes in the City – thefts from motor vehicles. The Dublin Police Department would like to remind residents, corporate citizens and visitors to take steps to prevent thefts from vehicles.

That includes the following:

- removing valuables from vehicles
- locking vehicle doors
- calling the Dublin Police Department immediately if you witness a crime or something suspicious (call 911 to report a crime in progress)

Whether you are parked in a lot all day for work, heading into the store for a few minutes or in the comfort of your own neighborhood, don't make it easy for thieves to break in. It takes seconds for a thief to break into your vehicle, grab valuables in sight and get away. Always be sure to hide your valuables or take them with you and lock your vehicle.

<https://dublinohiousa.gov/living/dont-lose-it-be-smart-stay-safe>

Agency Year to Date Activity

January - September 2021

Calls for Service

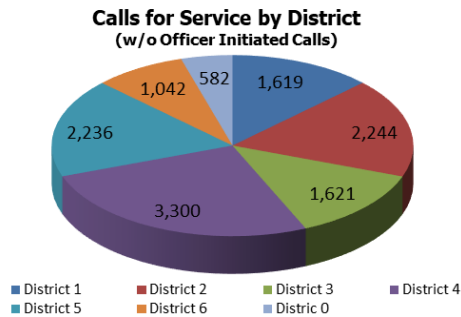
Total Calls for Service = 29,135

Total Citizen Initiated Calls = 12,644

911 Calls Received = 38,343

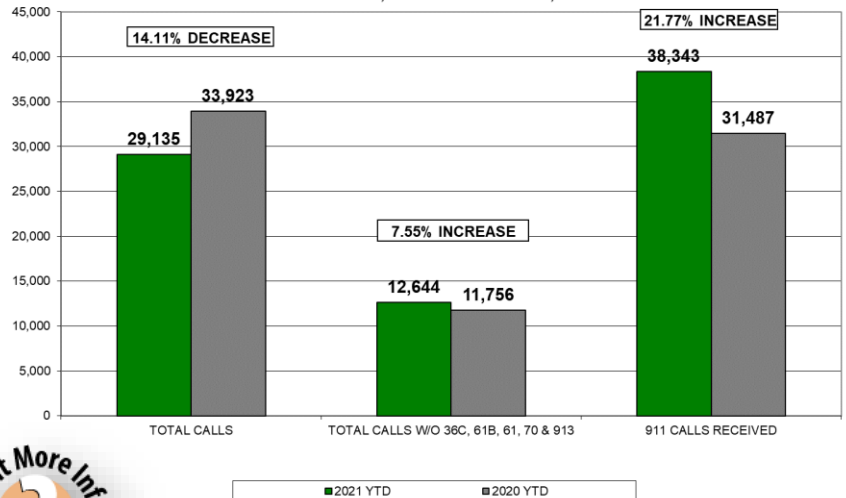
Average Response Time: 5 minutes

Average Total Time to Handle Calls: 46 minutes



CALLS FOR SERVICE

JANUARY 1, 2021 - SEPTEMBER 30, 2021



Other Reported Activity

Number of Offense Reports = 805

Total Offenses Reported = 987

Number of Citations Issued = 1,951

Total Citations = 2,285

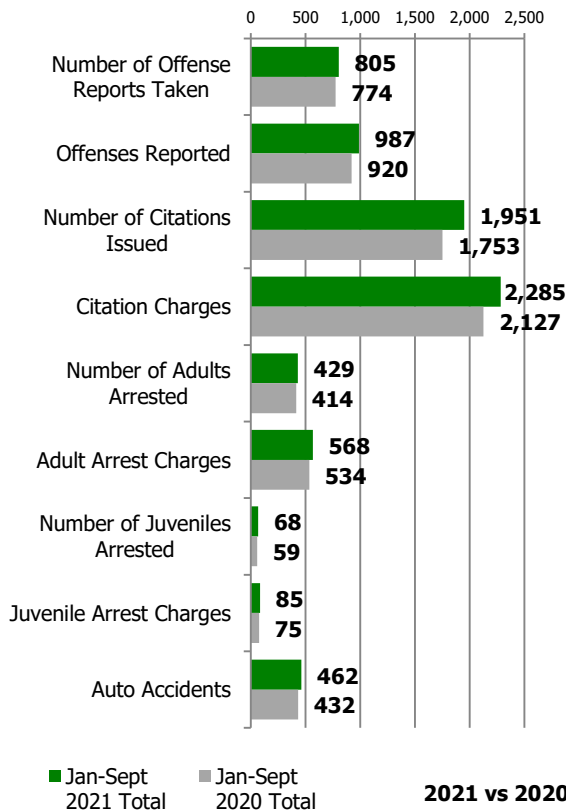
Number of Adults Arrested = 429

Adult Arrest Charges = 568

Number of Juveniles Arrested = 68

Juvenile Arrest Charges = 85

Total Accidents Reported = 462



2021 Dublin Citizen's Police Academy



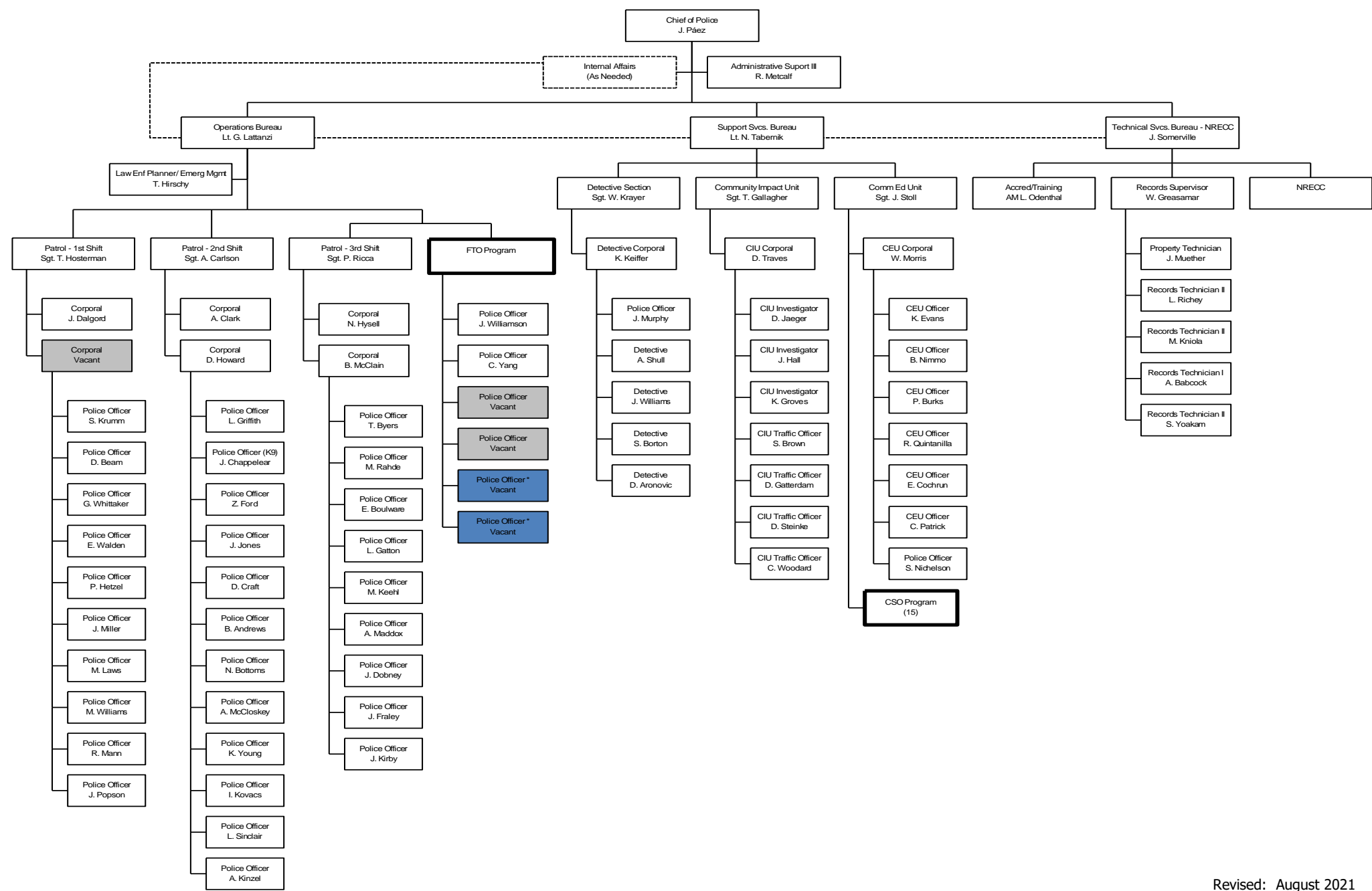
2021 Graduates, alphabetically: Andy Boyer, Devesh Chauhan, Eric Dickinson, Maria Erickson, Kevin Ganger, Sean Groves, Howard Hockman, Christine Kaufman, Terence Kelly, Susan Lant, Joel McElroy, Lisa Menden, Rebecca Myers, Valerie Rainer, Elizabeth Riendeau, Gerard Riendeau, Dana Saucier Jr, Douglas Smith, Caren Steller, Gary Vance, Jeremy Yao, Sammi Zhao

The Dublin Police annually hosts the Citizens' Police Academy, a 12-week program that gives participants insight into the profession of law enforcement and the operations of the Dublin Police Department. Topics during academy sessions focus on a wide variety of policing activities, including criminal investigations, dispatching for 911 services, community outreach and engagement, the arrest process, search and seizure, traffic stops and more.

The class is open to Dublin residents and non-residents; however, residents are given preference when the class roster is being selected. All applicants must be 18 years or older.

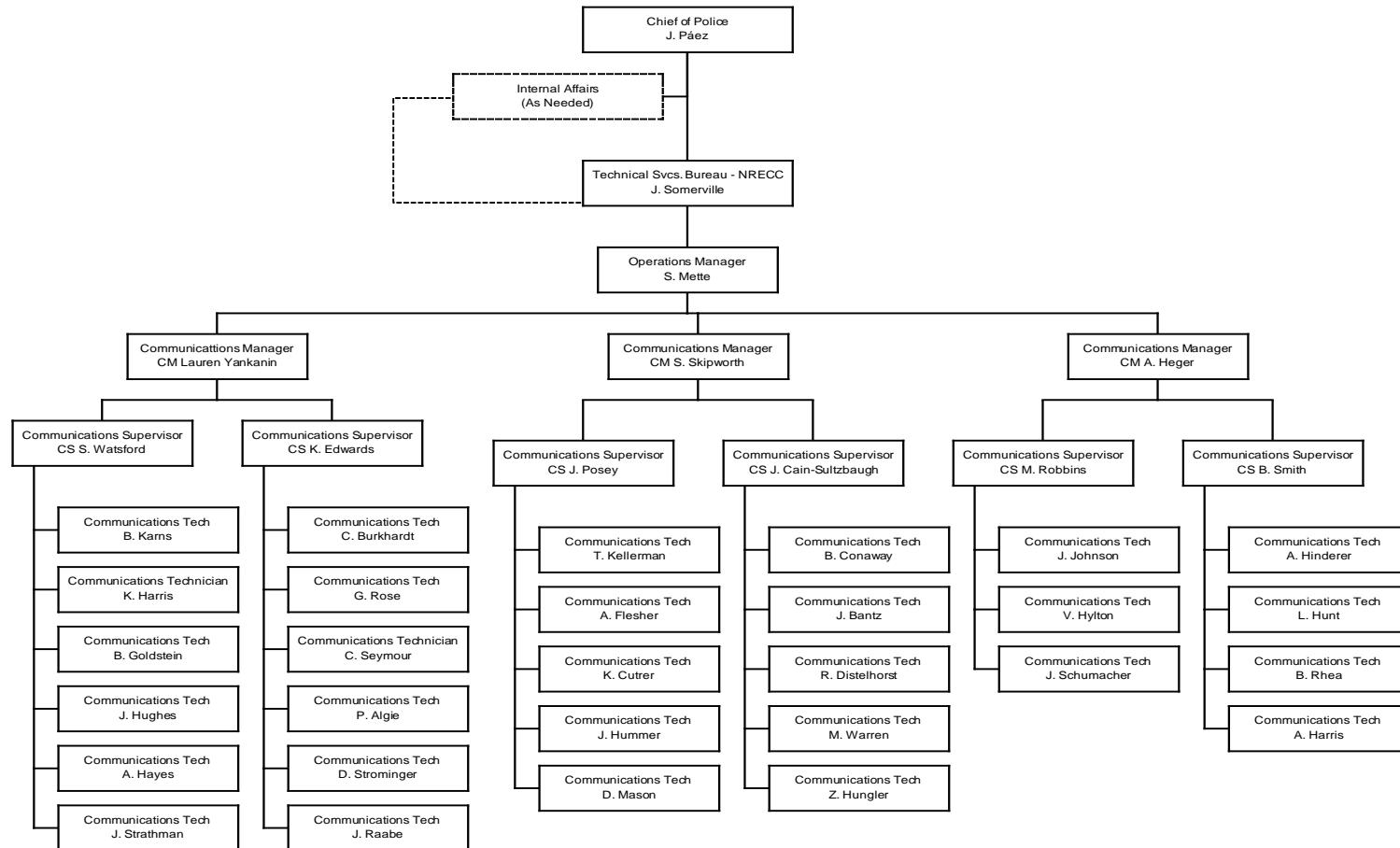
Check back in spring 2022 for information about joining the next class.

City of Dublin - Police Department - Organizational Chart - Standard 11.1.1



* Two additional police officer positions temporarily authorized to allow for future anticipated retirements.

City of Dublin - NRECC - Organizational Chart - Standard 11.1.1



CALLS FOR SERVICE SUMMARY
JULY - SEPTEMBER, 2021

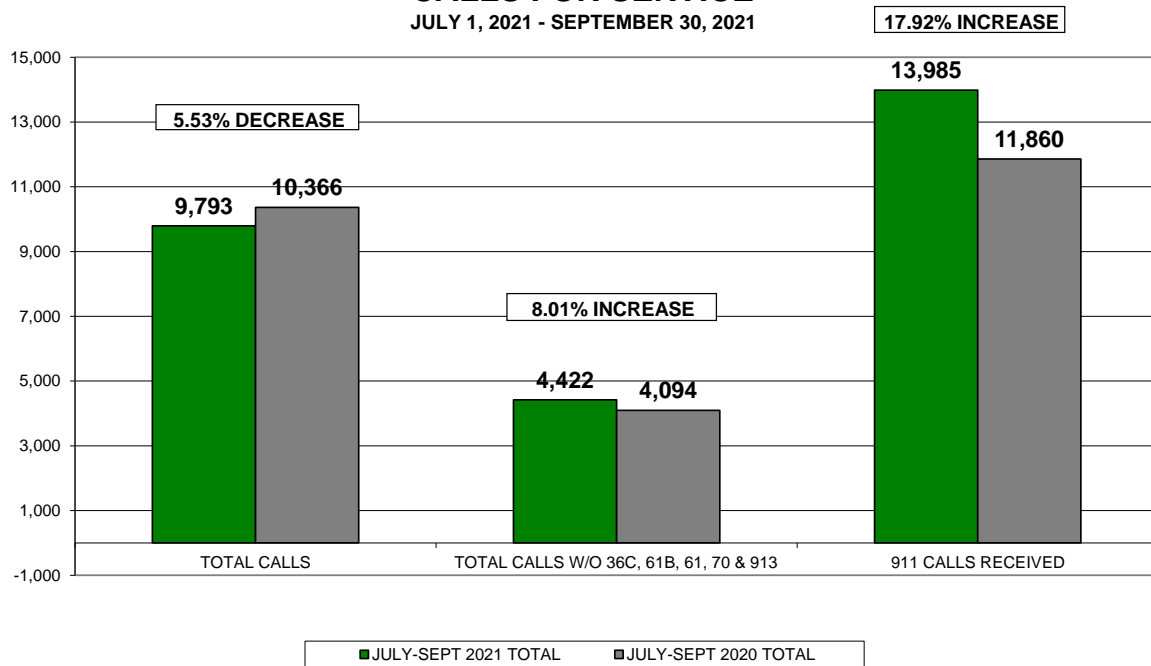
CODE# & DESCRIPTION	DISTRICTS						DISTRICT 0	JULY-SEPT 2021 TOTAL	2021 YTD	VS.	JULY-SEPT 2020 TOTAL	2020 YTD
	001	002	003	004	005	006	MUTUAL AID OUTSIDE CITY					
10-ASSIST OTHER AGENCY	11	6	3	11	11	0	68	110	313		89	252
100-BOMB THREAT	0	0	0	0	0	0	0	0	2		0	0
100D-BOMB DEVICE	0	0	0	0	0	0	0	0	1		0	0
102-NARCOTICS	4	3	0	4	4	1	0	16	60		15	58
12-BURGLARY	1	4	1	6	7	1	1	21	37		16	42
12AL BURGLAR ALARM	62	84	87	88	78	42	0	441	1,252		423	1,391
12B-OPEN DOOR OR WINDOW	1	2	4	9	6	1	1	24	62		16	69
13-MISCELLANEOUS CALL	28	33	33	170	39	33	30	366	1,075		375	1,212
13B-BANK ESCORT	0	0	0	1	0	0	0	1	1		0	0
13C-COMMUNITY SERVICE EVENT	1	0	0	0	1	0	0	2	2		1	3
13T-PRISONER TRANSPORT	0	0	0	4	0	0	1	5	15		9	16
14-FRAUD BAD CHECK	2	9	11	34	10	2	0	68	745		74	207
15-WARRANT SERVICE	6	10	1	27	1	2	13	60	145		50	122
16-DECEASED PERSON	1	3	1	7	1	0	0	13	34		12	23
16A-DECEASED ANIMAL	1	2	5	2	0	0	0	10	22		4	23
18-ANIMAL BITE	0	1	0	2	1	0	0	4	14		5	14
18A-ANIMAL COMPLAINT	7	10	21	25	11	5	0	79	231		90	305
18B-BARKING DOG	0	0	3	2	2	0	0	7	14		2	14
2-ACCIDENT NON INJURY	27	83	25	28	57	15	3	238	613		170	512
20-DOMESTIC	3	3	4	9	4	1	0	24	96		25	69
22-DROWNING	0	0	0	0	0	0	0	0	1		0	0
24-INTOXICATED PERSON	1	9	2	3	0	6	0	21	63		17	45
24A -OMVI	9	13	11	6	18	3	11	71	199		57	194
26-FIGHT	1	1	0	0	0	0	0	2	10		5	11
28-FIRE RUN	1	1	6	3	3	5	0	19	55		23	62
29-EMS RUN	7	14	14	33	14	9	1	92	222		62	174
2A-HIT SKIP NON INJURY	11	11	1	15	16	10	2	66	159		55	131
2P-ACCIDENT PRIVATE PROPERTY	7	15	2	20	4	3	1	52	127		25	77
30-VICE COMPLAINT	2	0	0	0	0	0	0	2	9		1	6
34-JUVENILE COMPLAINT	5	12	6	22	8	24	1	78	216		94	277
36-THEFT	20	52	8	24	22	7	0	133	383		160	399
36B-FOUND PROPERTY	5	10	5	41	5	14	1	81	173		77	201
36C-COURTESY CARD	7	5	5	35	20	0	0	72	194		73	315
38-MISSING PERSON	3	1	2	2	3	1	0	12	38		12	36
38A-MISSING PERSON RETURNED	1	2	0	0	1	0	0	4	8		1	3
4-ACCIDENT INJURIES	6	14	3	14	19	6	1	63	140		51	132
40-PERSON WITH A GUN	0	0	0	0	0	0	1	1	8		5	9
40A-PERSON WITH A KNIFE	0	0	0	0	0	0	0	0	2		1	2
42-UNKNOWN CIRCUMSTANCES	4	2	2	4	3	8	0	23	58		18	38
42-UNKNOWN EMERGENCY	0	1	0	4	0	0	0	5	13		2	8
42A-911 HANG UP CALL	23	15	5	6	8	1	1	59	179		89	195
44-OFFICER IN TROUBLE	0	0	0	0	0	0	0	0	3		0	0
46-PROWLER	0	0	0	0	0	0	0	0	1		0	1
48-RAPE	1	0	1	0	0	1	0	3	7		1	9
48B-SEX OFFENSE	0	1	2	2	1	3	0	9	28		6	20
4A-HIT SKIP INJURY	0	0	0	0	1	0	0	1	2		0	3
4P-ACCIDENT PRIV PROP INJURY	1	0	0	1	0	0	0	2	7		2	6
50-ROBBERY	0	0	0	2	0	0	0	2	9		1	3
50ALB-ROBBERY ALARM BUSINESS	4	6	0	8	2	4	0	24	54		17	72
50ALR-ROBBERY ALARM RESIDENCE	1	4	13	12	5	1	0	36	88		29	84
52-SHOOTING	0	0	0	0	0	0	0	0	1		0	0
52A-SHOTS FIRED	0	1	2	1	2	0	0	6	20		9	32
56-STOLEN VEHICLE	2	2	0	3	3	0	0	10	30		18	46
56B-RECOVERED STOLEN VEHICLE	0	2	0	3	3	1	0	9	22		8	20
58-SUICIDE	0	1	0	0	0	0	0	1	1		1	3
58A-SUICIDE ATTEMPT	3	3	4	17	3	1	0	31	80		9	53
60-SUSPICIOUS PERSON	56	82	38	115	43	45	3	382	1,064		372	1,078
60A-SUSPICIOUS VEHICLE	22	18	14	44	20	18	0	136	369		117	325
61-HOUSE CHECK	34	40	67	64	23	0	0	228	989		520	2,560
61A-EXTRA PATROL	13	11	10	26	15	2	0	77	295		125	273
61B-TARGET PATROL	220	295	175	279	227	329	4	1,529	4,375		968	3,030
62-TRAFFIC DETAIL	4	3	1	0	4	0	0	12	26		21	40
64-VANDALISM	7	8	12	33	9	5	0	74	153		43	109
70-TRAFFIC VIOLATOR	368	192	144	257	322	134	101	1,518	4,494		1,428	4,495
72-SPEEDER OR RECKLESS DRIVER	12	55	15	26	85	16	35	244	710		223	574
74-DISABLED OR MOTORIST ASSIST	24	30	6	13	65	4	8	150	447		149	392
76-VEHICLE BLOCKING	23	24	12	33	22	9	2	125	329		92	296
76A-PARKING VIOLATOR	7	15	15	35	18	15	0	105	258		81	249
78-VEHICLE LOCKOUT	20	21	8	42	22	10	0	123	311		85	228

CALLS FOR SERVICE SUMMARY
JULY - SEPTEMBER, 2021

CODE# & DESCRIPTION	DISTRICTS						DISTRICT 0 MUTUAL AID OUTSIDE CITY	JULY-SEPT 2021 TOTAL	2021 YTD	VS.	JULY-SEPT 2020 TOTAL	2020 YTD
	001	002	003	004	005	006						
8-ASSAULT	2	4	2	4	1	3	0	16	44		13	38
80-ROADWAY OBSTRUCTION	11	26	8	15	29	0	2	91	227		89	236
8A-MENACING THREATS	2	2	4	5	5	1	0	19	44		16	50
8B-TELEPHONE HARASSMENT	5	4	3	3	5	1	0	21	59		18	50
90-DISTURBANCE 2 UNITS	41	40	29	60	17	18	1	206	592		202	562
90A-DISTURBANCE 1 UNIT	20	31	31	64	15	22	0	183	438		187	472
913-FOOT PATROL	355	414	68	616	283	164	124	2,024	6,439		3,283	11,767
96-MENTAL	8	12	8	20	3	0	0	51	128		29	100
TOTAL CALLS	1,534	1,778	963	2,464	1,630	1,007	417	9,793	29,135		10,366	33,923
TOTAL CALLS W/O 36C, 61B, 61, 70 & 913	550	832	504	1,213	755	380	188	4,422	12,644		4,094	11,756
911 CALLS RECEIVED								13,985	38,343		11,860	31,487

CALLS FOR SERVICE

JULY 1, 2021 - SEPTEMBER 30, 2021



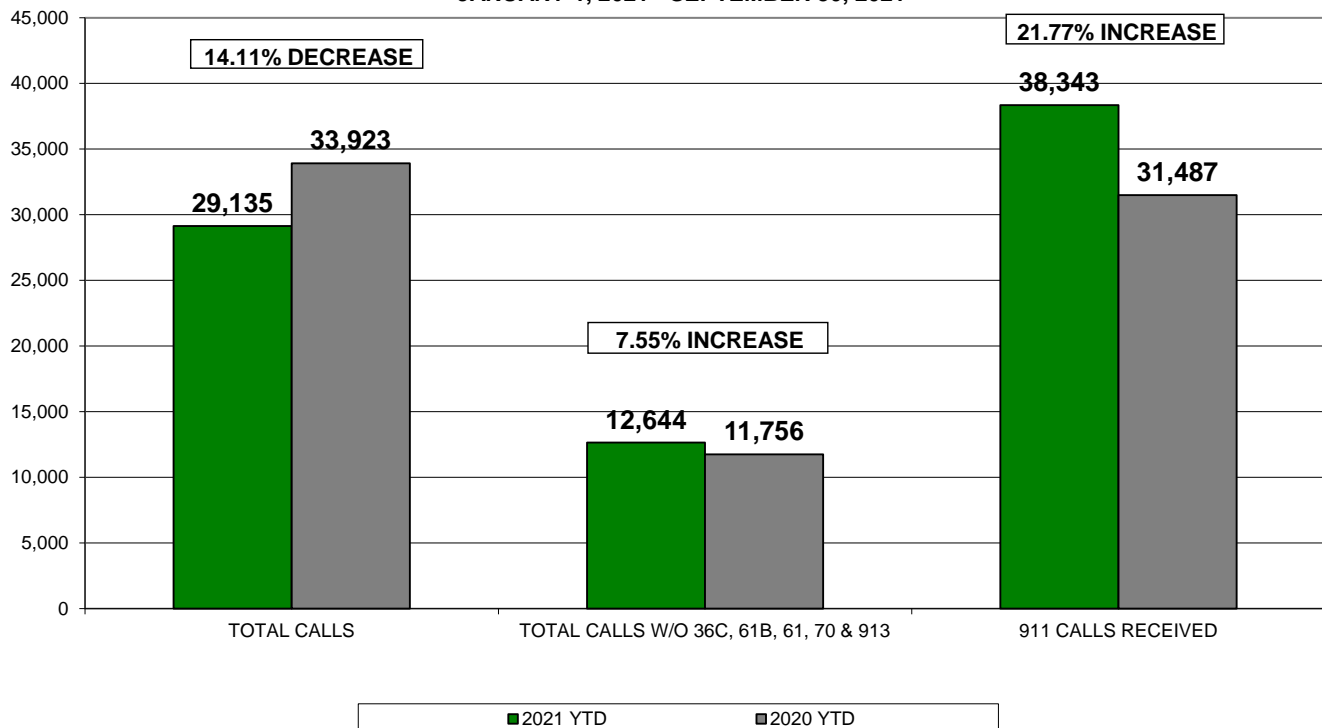
CALLS FOR SERVICE SUMMARY
JANUARY - SEPTEMBER, 2021

CODE# & DESCRIPTION	DISTRICTS						DISTRICT 0 MUTUAL AID OUTSIDE CITY	2021 YTD	vs.	2020 YTD
	001	002	003	004	005	006				
10-ASSIST OTHER AGENCY	26	24	9	31	29	3	191	313		252
100-BOMB THREAT	0	0	0	2	0	0	0	2		0
100D-BOMB DEVICE	0	0	0	0	1	0	0	1		0
102-NARCOTICS	14	13	3	16	11	2	1	60		58
12-BURGLARY	2	7	5	12	8	2	1	37		42
12AL BURGLAR ALARM	212	223	256	236	221	100	4	1,252		1,391
12B-OPEN DOOR OR WINDOW	7	12	8	15	12	5	3	62		69
13-MISCELLANEOUS CALL	82	118	131	441	117	82	104	1,075		1,212
13B-BANK ESCORT	0	0	0	1	0	0	0	1		0
13C-COMMUNITY SERVICE EVENT	1	0	0	0	1	0	0	2		3
13T-PRISONER TRANSPORT	0	0	0	10	0	0	5	15		16
14-FRAUD BAD CHECK	56	81	246	245	102	13	2	745		207
15-WARRANT SERVICE	13	15	1	81	4	3	28	145		122
16-DECEASED PERSON	3	7	7	12	4	1	0	34		23
16A-DECEASED ANIMAL	1	6	9	4	2	0	0	22		23
18-ANIMAL BITE	1	1	0	8	4	0	0	14		14
18A-ANIMAL COMPLAINT	27	25	54	76	36	9	4	231		305
18B-BARKING DOG	1	0	6	3	3	1	0	14		14
2-ACCIDENT NON INJURY	61	201	51	86	164	41	9	613		512
20-DOMESTIC	30	11	15	25	12	3	0	96		69
22-DROWNING	0	1	0	0	0	0	0	1		0
24-INTOXICATED PERSON	4	15	6	12	2	24	0	63		45
24A -OMVI	21	38	21	30	46	18	25	199		194
26-FIGHT	5	3	0	1	0	1	0	10		11
28-FIRE RUN	8	5	15	11	8	6	2	55		62
29-EMS RUN	22	34	35	71	37	19	4	222		174
2A-HIT SKIP NON INJURY	21	35	6	36	29	29	3	159		131
2P-ACCIDENT PRIVATE PROPERTY	21	33	4	48	9	11	1	127		77
30-VICE COMPLAINT	4	3	0	2	0	0	0	9		6
34-JUVENILE COMPLAINT	18	20	25	53	26	73	1	216		277
36-THEFT	71	121	21	85	64	21	0	383		399
36B-FOUND PROPERTY	15	19	11	80	17	27	4	173		201
36C-COURTESY CARD	36	17	13	82	46	0	0	194		315
38-MISSING PERSON	11	6	6	5	8	1	1	38		36
38A-MISSING PERSON RETURNED	2	3	0	2	1	0	0	8		3
4-ACCIDENT INJURIES	17	37	7	20	49	8	2	140		132
40-PERSON WITH A GUN	0	1	0	0	5	0	2	8		9
40A-PERSON WITH A KNIFE	0	2	0	0	0	0	0	2		2
42-UNKNOWN CIRCUMSTANCES	7	8	4	8	6	24	1	58		38
42-UNKNOWN EMERGENCY	0	2	1	9	0	1	0	13		8
42A-911 HANG UP CALL	67	25	11	31	29	14	2	179		195
44-OFFICER IN TROUBLE	0	0	0	1	0	0	2	3		0
46-PROWLER	0	1	0	0	0	0	0	1		1
48-RAPE	1	1	1	2	1	1	0	7		9
48B-SEX OFFENSE	1	4	6	7	3	7	0	28		20
4A-HIT SKIP INJURY	0	0	0	0	2	0	0	2		3
4P-ACCIDENT PRIV PROP INJURY	1	3	0	3	0	0	0	7		6
50-ROBBERY	4	1	0	3	1	0	0	9		3
50ALB-ROBBERY ALARM BUSINESS	8	16	0	14	4	12	0	54		72
50ALR-ROBBERY ALARM RESIDENCE	2	12	36	24	13	1	0	88		84
52-SHOOTING	0	0	0	0	0	0	1	1		0
52A-SHOTS FIRED	2	3	3	4	8	0	0	20		32
56-STOLEN VEHICLE	6	3	2	7	8	2	2	30		46
56B-RECOVERED STOLEN VEHICLE	4	4	0	4	4	1	5	22		20
58-SUICIDE	0	1	0	0	0	0	0	1		3
58A-SUICIDE ATTEMPT	12	11	14	35	5	3	0	80		53
60-SUSPICIOUS PERSON	160	212	129	308	123	124	8	1,064		1,078
60A-SUSPICIOUS VEHICLE	76	63	31	109	53	37	0	369		325
61-HOUSE CHECK	89	134	353	190	223	0	0	989		2,560
61A-EXTRA PATROL	42	46	43	92	46	26	0	295		273

CALLS FOR SERVICE SUMMARY
JANUARY - SEPTEMBER, 2021

CODE# & DESCRIPTION	DISTRICTS						DISTRICT 0 MUTUAL AID OUTSIDE CITY	2021 YTD	VS.	2020 YTD
	001	002	003	004	005	006				
61B-TARGET PATROL	628	788	576	810	625	925	23	4,375		3,030
62-TRAFFIC DETAIL	5	3	4	8	6	0	0	26		40
64-VANDALISM	12	33	18	59	15	16	0	153		109
70-TRAFFIC VIOLATOR	1,119	558	368	633	1,038	472	306	4,494		4,495
72-SPEEDER OR RECKLESS DRIVER	37	133	49	84	242	45	120	710		574
74-DISABLED OR MOTORIST ASSIST	48	93	22	39	207	15	23	447		392
76-VEHICLE BLOCKING	49	60	30	84	67	28	11	329		296
76A-PARKING VIOLATOR	12	35	45	82	45	36	3	258		249
78-VEHICLE LOCKOUT	58	58	26	96	53	20	0	311		228
8-ASSAULT	6	12	3	14	3	6	0	44		38
80-ROADWAY OBSTRUCTION	28	61	18	23	89	5	3	227		236
8A-MENACING THREATS	7	6	6	10	12	3	0	44		50
8B-TELEPHONE HARASSMENT	7	12	10	14	12	4	0	59		50
90-DISTURBANCE 2 UNITS	117	114	68	160	71	59	3	592		562
90A-DISTURBANCE 1 UNIT	45	67	69	150	60	46	1	438		472
913-FOOT PATROL	990	1,329	239	2,046	982	522	331	6,439		11,767
96-MENTAL	18	21	14	56	16	3	0	128		100
TOTAL CALLS	4,481	5,070	3,170	7,061	5,150	2,961	1,242	29,135		33,923
TOTAL CALLS W/O 36C, 61B, 61, 70 & 913	1,619	2,244	1,621	3,300	2,236	1,042	582	12,644		11,756
911 CALLS RECEIVED								38,343		31,487

CALLS FOR SERVICE
JANUARY 1, 2021 - SEPTEMBER 30, 2021



OFFENSE REPORT SUMMARY

ACTUAL NUMBER OF OFFENSE REPORTS		JULY-SEPT 2021	2021 YTD	VS	JULY-SEPT 2020	2020 YTD
TOTAL		267	805		260	774

GROUP A	DEPARTMENT CLASSIFICATION	IBR CODE	JULY-SEPT 2021	2021 YTD		JULY-SEPT 2020	2020 YTD
	AGGRAVATED ASSAULT	13A	0	3		2	4
	ARSON	200	1	4		0	0
	ASSISTING OR PROMOTING PROSTITUTION	40B	1	4		1	1
	BURGLARY/BREAKING AND ENTERING	220	16	35		20	43
	COUNTERFEITING/FORGERY	250	3	10		0	4
	CREDIT CARD/AUTOMATIC TELLER MACHINE FRAUD	26B	3	8		4	8
	DISTRUCTION/DAMAGE/VANDALISM OF PROPERTY	290	37	78		24	60
	DRUG EQUIPMENT VIOLATIONS	35B	13	59		24	63
	DRUG/NARCOTIC VIOLATIONS	35A	15	61		24	80
	EXTORTION/BLACKMAIL	210	0	1		0	1
	FALSE PRETENSES/SWINDLE/CONFIDENCE GAME	26A	4	16		1	6
	FORCIBLE FONDLING	11D	5	12		1	4
	FORCIBLE RAPE	11A	2	8		2	8
	HACKING/COMPUTERINVASION	26G	0	0		0	1
	IDENTITY FRAUD	26F	2	39		8	20
	IMPERSONATION	26C	0	0		0	0
	INTIMIDATION	13C	15	39		13	29
	KIDNAPPING/ABDUCTION	100	1	3		1	2
	MOTOR VEHICLE THEFT	240	9	17		13	33
	PORNOGRAPHY/OBSCENE MATERIAL	370	0	1		1	4
	RECEIVING STOLEN PROPERTY	280	2	13		7	12
	ROBBERY	120	2	7		1	3
	SIMPLE ASSAULT	13B	28	98		29	73
	THEFT - ALL OTHER LARCENY	23H	18	81		28	98
	THEFT - POCKET-PICKING	23A	1	1		0	0
	THEFT - PURSE-SNATCHING	23B	2	3		1	2
	THEFT - SHOPLIFTING	23C	6	23		13	26
	THEFT - THEFT FROM BUILDING	23D	9	20		6	11
	THEFT - THEFT FROM MOTOR VEHICLE	23F	28	96		36	93
	THEFT - THEFT OF VEHICLE PARTS OR ACCESSORIES	23G	9	22		8	16
	WEAPON LAW VIOLATIONS	520	8	24		2	8
	WELFARE FRAUD	26D	0	1		0	0
	WIRE FRAUD	26E	0	0		0	0
TOTAL GROUP A			240	787		270	713

GROUP B	DEPARTMENT CLASSIFICATION	IBR CODE	JULY-SEPT 2021	2021 YTD		JULY-SEPT 2020	2020 YTD
	BAD CHECKS	90A	0	1		0	0
	CURFEW/LOITERING/VAGRANCY VIOLATIONS	90B	1	3		1	5
	DISORDERLY CONDUCT	90C	10	26		6	20
	DRIVING UNDER THE INFLUENCE	90D	27	69		23	104
	LIQUOR LAW VIOLATIONS	90G	6	12		6	16
	VOYEURISM	90H	0	0		0	0
	RUNAWAY	90I	1	2		0	2
	TRESPASS OF REAL PROPERTY	90J	5	10		2	13
	ALL OTHER OFFENSES	90Z	26	77		13	47
TOTAL GROUP B			76	200		51	207

TOTAL OFFENSES

316

987

321

920

TRAFFIC ENFORCEMENT SUMMARY

NUMBER OF CITATIONS ISSUED	JULY-SEPT 2021	2021 YTD		JULY-SEPT 2020	2020 YTD
TOTAL	575	1,951		620	1,753

TYPE OF CITATION & SECTION#	JULY-SEPT 2021	2021 YTD		JULY-SEPT 2020	2020 YTD
ACDA	42	88		24	73
APPROACHING STATIONARY PUBLIC SAFETY VEHICLE	0	0		0	1
ASSURED CLEAR DISTANCE, SPEED/ACDA	2	11		6	22
CHILD RESTRAINT SYSTEM, EXCEPTIONS	1	4		0	2
CHILD SUPPORT (SUS)	0	2		1	1
COMPLIANCE WITH LAWFUL ORDER OF POLICE OFFICER; FLEEING	1	2		0	0
DISPLAY LICENSE/VALIDATION	1	2		2	9
DISPLAY OF LICENSE	0	0		2	2
DISPLAY OF LICENSE PLATES	24	31		17	100
DIVIDED ROADWAYS	0	1		0	4
DRIVER LICENSE SUSPENDED	2	5		2	8
DRIVERS LICENSE REQUIRED - MORE THAN ONE PROHIBITED	0	2		0	0
DRIVING ON DIVIDED HIGHWAY	1	1		0	0
DRIVING ON RIGHT HALF OF ROADWAY	0	0		1	1
DRIVING TO LEFT OF CENTER LINE	0	0		1	1
DRIVING UNDER SUSPENSION OR VIOLATION OF LICENSE RESTRICTION	2	10		7	12
DRIVING UNSAFE VEHICLE	1	2		0	1
DRIVING UPON DIVIDED ROADWAYS	0	1		2	2
DRIVING WHILE UNDER THE INFLUENCE OF ALCOHOL/ DRUGS	32	79		33	116
DRIVING WITHIN MARKED LANES	8	33		7	32
DUS - 12 POINT SUSPENSION	1	4		2	6
DUS - FRA	18	90		37	78
DUS - OVI COURT SUSPENSION	1	9		4	7
DUS - OVI SUSPENSION	2	4		1	6
DUS- FAIL TO REINSTATE	1	6		1	10
DUS NON COMPLIANCE SUSPENSION	0	3		1	4
DUS OR VIOLATION OF LICENSE RESTRICTION	5	62		11	28
EXP REGISTRATION	0	0		0	2
FAILURE TO REGISTER	1	1		0	4
FAIL TO CONTROL	12	19		7	46
FAIL TO CONTROL; WEAVING, FULL TIME ATT. SEND/READ/WRT TXT ME	1	1		0	0
FAIL TO STOP AT RED LIGHT	0	5		2	10
FAIL TO YIELD TO PEDESTRIAN	2	2		0	0
FAIL TO YIELD-PRIVATE DRIVE	0	3		2	3
FAILURE TO APPEAR	0	1		0	0
FAILURE TO CONTROL	14	58		27	69
FAILURE TO REGISTER	0	1		0	1
FAILURE TO REINSTATE OL	6	20		14	25
FAILURE TO YIELD RIGHT OF WAY	1	1		0	2
FICTIOUS PLATES	1	2		1	4
FLASHING RED LIGHT	0	1		0	0
FOLLOWING TOO CLOSELY	0	5		0	1
FTY - STOPPED CRUISER	0	0		0	1
FTY - TURNING LEFT	13	31		10	17
FURNISHING FALSE INFORMATION TO OFFICER ISSUING TICKET	0	0		0	2
HEADLIGHT ILLUMINATION REQUIREMENTS	0	0		0	1
HEADLIGHTS ON MOTOR VEHICLES AND MOTORCYCLES	0	0		0	1
HIT/SKIP - CODE 2/4	3	6		6	12
HIT/SKIP - CODE 2P/4P	1	1		1	3
HIT/SKIP PRIVATE PROPERTY	0	0		0	2
IMPROPER BACKING AND STARTING	1	1		0	2
IMPROPER TURNS AT INTERSECTION	1	1		0	1
INATTENTION	1	7		3	3
JUVENILE TRAFFIC OFFENDER	1	2		0	1
LANE CHANGE - UNSAFE	8	34		5	19
LEAVING THE SCENE OF AN ACCIDENT	1	1		0	2
LEFT OF CENTER	2	6		2	11
LICENSE FORFEIT	0	9		1	12
LIGHTED HEADLIGHTS	2	4		0	3
LIGHTS ON PARKED OR STOPPED VEHICLES	0	1		0	0
LITTERING - FROM MV	0	1		0	0

TRAFFIC ENFORCEMENT SUMMARY

NUMBER OF CITATIONS ISSUED	JULY-SEPT 2021	2021 YTD		JULY-SEPT 2020	2020 YTD
TOTAL	575	1,951		620	1,753

TYPE OF CITATION & SECTION#	JULY-SEPT 2021	2021 YTD		JULY-SEPT 2020	2020 YTD
LOADS DROPPING - LEAKING; TRACKNG MUD	0	0		1	1
MARKED LANES	1	1		0	10
MV STOP LIGHTS	0	2		0	2
NO LICENSE PLATE LIGHT	0	1		0	0
NO OPERATOR'S LICENSE	43	124		53	96
NO OPS	0	20		0	48
NON COMPLIANCE SUSPENSION	1	11		7	45
OBEYING TRAFFIC CONTROL DEVICES	3	6		2	8
OBSCURED PLATES	0	1		0	2
OCCUPENT RESTRAINING DEVICES	0	1		0	4
ONE-WAY TRAFFIC - ROTARY ISLANDS	0	1		0	0
OPERATING MV OR MOTORCYCLE WITHOUT VALID LICENSE	2	4		3	7
OPERATION AT YIELD SIGN	0	2		1	4
OVI PER SE	0	1		0	1
OVI .17% >	1	1		0	1
OVI PER SE BREATH (.17 + (SUPER)	0	3		0	9
OVI PHYSICAL CONTROL	0	1		0	0
OVI REFUSAL CONVICTION (PRIOR W/20 YRS)	3	8		4	13
OVI, BREATH	4	7		0	9
PASSING - DOUBLE YELLOW	0	2		0	0
PASSING LEFT OF CENTER	0	0		1	1
PASSING STOPPED SCHOOL BUS	1	1		0	1
PHYSICAL CONTROL	0	1		0	2
PHYSICAL CONTROL OF VEHICLE WHILE UNDER INFLUENCE	0	0		1	3
PROHIBITED ACTS	0	0		0	1
PROHIBITED TURN IN ROADWAY	0	2		0	0
RECKLESS OPERATION	1	4		0	3
RECKLESS OPERATION - PRIVATE	0	0		0	3
RECKLESS OPERATION - ROADWAY	4	7		1	2
RIGHT OF WAY RULE WHEN TURNING LEFT	1	3		2	11
RIGHT-OF-WAY ON ROADWAY	3	7		0	3
RULES FOR TURNS AT INTERSECTIONS	2	4		0	0
RULES GOVERNING OVERTAKING AND PASSING OF VEHICLES	0	1		0	1
SEAT BELTS REQUIRED	3	18		8	9
SIGNAL LIGHTS	0	0		0	4
SLOW SPEED	1	3		1	2
SPACE BETWEEN MOVING VEHICLES	1	1		0	1
SPEED - SCHOOL ZONE	29	79		11	26
SPEED - SLOW	0	1		0	1
SPEED LIMIT	285	1,147		345	866
SQUEALING TIRES - NOISE	0	1		0	1
STARTING AND BACKING VEHICLE	2	6		2	3
STOP AND YIELD SIGNS	4	5		4	5
STOP SIGNS	17	30		11	20
STOPPING AFTER ACCIDENT	5	10		1	2
STOPPING AFTER ACCIDENT INVOLVING DAMAGE PERSONAL PROPERTY	0	0		0	1
STOPPING AFTER ACCIDENT INVOLVING INJURY TO PERSONS OR PROP.	3	5		0	0
STOPPING AFTER INJURY ACCIDENT	0	1		0	0
STOPPING AT GRADE CROSSING	0	2		0	0
STOPPING FOR SCHOOL BUS	1	4		0	2
TAIL LIGHT - ILLUMINATION OF REAR LICENSE PLATE	0	1		1	2
TEMP PERMIT (OPERATING SOLO)	3	8		4	13
TEMPORARY INSTRUCTION PERMIT	0	0		0	1
TIME FOR LIGHTED LIGHTS ON MOTOR VEHICLES	1	1		0	3
TRAFFIC CHARGES - HEADLIGHTS 4513.14A	1	3		0	4
TRAFFIC CHARGES - NO OPS 4510.12A1	1	2		0	1
TRAFFIC CHARGES - RIGHT OF WAY	1	2		0	6
TRAFFIC CONTROL DEVICE	0	0		1	6
TRAFFIC CONTROL SIGNAL TERMS AND LIGHTS	13	27		5	15
TRAFFIC SIGNAL RIGHT TURN ON RED	0	3		0	3
TRANSFER OF OWNERSHIP AND REGISTRATION	0	0		1	1

TRAFFIC ENFORCEMENT SUMMARY

NUMBER OF CITATIONS ISSUED	JULY-SEPT 2021	2021 YTD		JULY-SEPT 2020	2020 YTD
TOTAL	575	1,951		620	1,753

TYPE OF CITATION & SECTION#	JULY-SEPT 2021	2021 YTD		JULY-SEPT 2020	2020 YTD
TURN AND STOP SIGNAL	1	3		0	1
TURN SIGNAL REQUIRED	1	3		2	6
TWO LIGHTS DISPLAYED	1	2		3	5
TWO OR MORE STOP LIGHTS REQUIRED	1	1		0	3
UNSAFE BACKING	9	1		3	3
UNSAFE LANE CHANGE	0	19		0	9
UNSAFE VEHICLE	0	1		0	1
USE ILLEGAL PLATES; TRANSFER OF REGISTRATION	4	11		2	3
USE OF SUNSCREENING, WINDOW TINT	0	1		0	0
U-TURN PROHIBITED	0	1		0	0
WRONGFUL ENTRUSTMENT	0	0		0	2
YIELD SIGNS	10	27		5	13
YIELD TO PUBLIC SAFETY VEHICLE	0	0		1	1
MISC	4	5		1	1
TOTAL	671	2,274		722	2,093

PARKING CITATION CHARGES

TYPE OF CITATION & SECTION#	JULY-SEPT 2021	2021 YTD		JULY-SEPT 2020	2020 YTD
HANDICAP PARKING	2	2		1	15
LEAVING VEHICLES ON PRIVATE PROPERTY-FIRE LANES	0	0		0	1
MANNER OF PARALLEL PARKING; HANDICAPPED PARKING	0	1		0	1
MAX CONTINUOUS STREET PARKING - SAME LOCATON	0	0		2	2
PARKING FIRE LANE	3	4		0	0
PROHIBITED STANDING OR PARKING PLACES	0	4		4	15
TOTAL	5	11		7	34

TOTAL CITATIONS	676	2,285		729	2,127
------------------------	------------	--------------	--	------------	--------------

ADULT ARREST SUMMARY

ACTUAL NUMBER OF ADULTS ARRESTED	JULY-SEPT 2021	2021 YTD		JULY-SEPT 2020	2020 YTD
TOTAL	149	429		139	414

BREAKDOWN OF CHARGES	JULY-SEPT 2021	2021 YTD		JULY-SEPT 2020	2020 YTD
ABUSING HARMFUL INTOXICANTS	0	0		0	1
AGGRAVATED MENACING	4	6		1	2
AGGRAVATED ROBBERY	1	1		0	0
AGGRAVATED TRESPASS	0	1		0	0
ALCOHOL-UNDERAGE POSSESSION	0	1		3	4
ANIMALS OR FOWL RUNNING AT LARGE	2	4		1	1
ASSAULT	10	33		9	20
BURGLARY	0	1		0	0
CARRYING CONCEALED WEAPONS	0	1		0	2
COMPLIANCE WITH LAWFUL ORDER OF POLICE OFFICER; FLEEING	2	2		0	0
COMPLICITY	1	2		1	1
COUNTERFEIT CURRENCY	0	0		0	1
CRIMINAL CHILD ENTICEMENT	0	0		1	1
CRIMINAL DAMAGING/ENDANGERING	0	2		0	1
CRIMINAL MISCHIEF	0	1		1	1
CRIMINAL TRESPASS	2	4		1	6
DECEPTION TO OBTAIN A DANGEROUS DRUG	1	1		0	0
DISCHARGE OF FIREARM ON OR NEAR PROHIBITED PREMISES	1	1		0	0
DISORDERLY CONDUCT	3	9		2	6
DISSEMINATE MATTER HARMFUL TO JUVENILES-SELL DELIVER FURNISH	0	0		1	2
DOMESTIC VIOLENCE	0	0		0	1
DOMESTIC VIOLENCE - SIMPLE ASSAULT	9	41		9	22
DOMESTIC VIOLENCE - MENACING OR INTIMIDATION	1	6		2	3
DRIVING UNDER OVI SUSPENSION	1	1		0	1
DRIVING UNDER SUSPENSION	0	4		0	0
DRIVING WHILE UNDER THE INFLUENCE OF ALCOHOL/ DRUGS	30	71		22	99
DRUG ABUSE - MARIJUANA	1	6		3	17
DRUG ABUSE - SCHEDULE I OR II SUBSTANCE	1	3		1	4
DRUG ABUSE; CONTROLLED SUBSTANCE POSSESSION OR USE	0	1		0	2
DRUG PARAPHERNALIA	4	18		5	26
DUS - 12 POINT SUSPENSION	1	1		0	0
ENDANGERING CHILDREN	1	3		0	1
ENGAGING IN PROSTITUTION	1	1		0	0
FAIL TO CONTROL	4	4		1	5
FAILURE TO APPEAR; ISSUANCE OF WARRANT	0	5		2	3
FAILURE TO COMPLY WITH A LAWFUL ORDER	0	0		0	3
FAILURE TO COMPLY WITH ORDER OR SIGNAL OF P.O.	0	4		0	0
FAILURE TO COMPLY WITH ORDER OR SIGNAL OF P.O. - ELUDE OR F	0	2		0	0
FAILURE TO CONTROL	0	1		0	0
FAILURE TO DISCLOSE PERSONAL INFORMATION	1	1		0	0
FAILURE TO REPORT	0	0		0	1
FALSIFICATION	1	6		0	4
FELONIOUS ASSAULT	0	1		1	1
FORGERY	1	2		1	2
HARASSMENT BY INMATE	0	0		1	1
HAVING PHYSICAL CONTROL OF VEHICLE WHILE UNDER THE INFLUENCE	0	1		0	4
HAVING WEAPONS WHILE UNDER DISABILITY	1	2		0	1
HIT/SKIP - CODE 2/4	1	1		0	0
IDENTITY FRAUD	0	0		1	1
ILLEGAL MANUFACTURE OF DRUGS OR CULTIVATION OF MARIJUANA	0	0		1	1
ILLEGAL POSSESSION OF INTOXICATING BEER OR LIQUOR	0	1		0	0
IMPROPERLY HANDLING FIREARMS IN A MOTOR VEHICLE	1	7		1	2
LANE CHANGE - UNSAFE	0	0		0	1
LEAVING THE SCENE OF AN ACCIDENT	1	1		0	1
LEFT OF CENTER	1	1		0	0
LICENSE OR REGISTRATION REQUIRED	0	0		0	1
LITTERING	0	0		0	1
MAKING FALSE ALARMS	0	0		1	2
MARIJUANA DRUG PARAPHERNALIA	1	2		1	8
MARKED LANES	2	4		0	2
MENACING	1	4		2	2

ADULT ARREST SUMMARY

ACTUAL NUMBER OF ADULTS ARRESTED	JULY-SEPT 2021	2021 YTD		JULY-SEPT 2020	2020 YTD
TOTAL	149	429		139	414

BREAKDOWN OF CHARGES	JULY-SEPT 2021	2021 YTD		JULY-SEPT 2020	2020 YTD
MENACING BY STALKING	0	0		1	1
MISUSE OF CREDIT CARD	0	0		1	1
MOTOR VEHICLE THEFT	0	0		0	2
NO OPS	3	5		0	1
OBSTRUCTING JUSTICE	0	0		0	1
OBSTRUCTING OFFICIAL BUSINESS	5	14		2	6
OFFENSES INVOLVING UNDERAGE PERSONS	3	6		2	12
OPEN CONTAINER LIQUOR	1	2		0	1
OVI	3	5		3	6
OVI BREATH	0	0		0	1
PANDERING OBSCENITY INVOLVING MINOR	2	2		0	0
POSSESSING CRIMINAL TOOLS	0	1		1	1
POSSESSING DRUG ABUSE INSTRUMENTS	3	9		6	11
POSSESSION OF DRUGS	1	12		7	22
POSSESSION OF FENTANYL	0	0		0	1
POSSESSION OF MARIJUANA	0	0		0	2
PROHIBITED ACTS	0	1		0	1
PROMOTE PROSTITUTION	0	2		0	0
PUBLIC INDECENCY	0	0		0	3
PUBLIC INDECENCY - APPEAR TO BE SEX ACT	0	0		0	1
RECEIVING STOLEN PROPERTY	3	16		3	4
RECKLESS OPERATION	1	3		1	1
RESISTING ARREST	2	4		1	2
SALES TO & USE BY UNDERAGE PERSONS;SECURING PUBLIC ACCOMMODATIONS	1	1		0	0
SOLICITING	0	8		1	1
SPEED	1	2		0	5
STOP SIGNS	0	1		0	0
TAMPERING W/EVIDENCE	2	2		0	0
TAMPERING W/RECORDS	1	1		0	0
TELECOMMUNICATIONS HARASSMENT	1	1		2	3
TELEPHONE HARASSMENT	0	1		0	0
THEFT - ALL OTHER LARCENY	6	9		1	9
THEFT - FROM MOTOR VEHICLE	0	2		0	0
THEFT - PETTY (<\$1000)	4	5		3	3
THEFT - SHOPLIFTING	2	4		0	1
THEFT - WITHOUT CONSENT	0	1		0	0
TRAFFICKING IN DRUGS	1	4		0	3
UNAUTHORIZED USE OF MOTOR VEHICLE	0	0		1	1
USING WEAPONS WHILE INTOXICATED	2	2		0	0
VANDALISM	0	0		1	1
VEHICULAR VANDALISM	0	1		0	0
VIOLATE PROTECTION ORDER OR CONSENT AGREEMENT	2	9		2	6
WARRANT ARREST	0	0		1	1
WARRANT ARREST FOREIGN AGENCY	41	120		40	99
WARRANT ARREST FTA/FTC	17	36		22	48
TOTAL CHARGES	201	568		178	534

JUVENILE ARREST SUMMARY

ACTUAL NUMBER OF JUVENILES ARRESTED	JULY-SEPT 2021	2021 YTD		JULY-SEPT 2020	2020 YTD
TOTAL	31	68		9	59

BREAKDOWN OF CHARGES	JULY-SEPT 2021	2021 YTD		JULY-SEPT 2020	2020 YTD
ALCOHOL-UNDERAGE POSSESSION	0	0		2	2
ASSAULT	5	7		2	8
BREAKING AND ENTERING	1	3		0	0
COMPLICITY	1	2		0	0
CRIMINAL DAMAGING/ENDANGERING	1	3		0	2
CRIMINAL MISCHIEF	6	6		0	1
CRIMINAL TRESPASS	1	3		0	7
CURFEW	0	3		0	4
CURFEW (13-17)	1	10		0	6
DISORDERLY CONDUCT	4	6		0	1
DISSEMINATE MATTER HARMFUL TO JUVENILES-SELL DELIVER FURNISH	1	1		0	5
DOMESTIC VIOLENCE - SIMPLE ASSAULT	0	2		1	4
DOMESTIC VIOLENCE - MENACING OR INTIMIDATION	0	1		0	1
DRUG ABUSE - MARIJUANA	1	2		0	4
DRUG PARAPHERNALIA	1	3		1	2
FALSIFICATION	1	1		0	0
ILLEGAL POSSESSION OF INTOXICATING BEER OR LIQUOR	0	1		0	0
INTERFERENCE W/CUSTODY	0	1		0	0
JUVENILE CIGARETTE OR OTHER TABACCO PRODUCTS VIOLATIONS	0	1		0	1
MAKING FALSE ALARMS	0	0		1	3
MARIJUANA DRUG PARAPHERNALIA	0	0		0	3
MENACING	1	1		0	1
OBSTRUCTING OFFICIAL BUSINESS	1	3		0	0
OFFENSES INVOLVING UNDERAGE PERSONS	4	9		3	4
PARKS HOURS OF OPERATIONS	0	0		0	2
POSSESSION OF DRUGS	0	1		1	3
PUBLIC INDECENCY	2	2		0	0
RAPE	1	1		0	0
RECEIVING STOLEN PROPERTY	0	2		0	1
RESISTING ARREST	1	1		0	0
SALES TO & USE BY UNDERAGE PERSONS; SECURING PUBLIC ACCOMA.	0	0		1	1
SALES TO AND USE BY UNDERAGE PERSONS	0	2		0	0
TELECOMMUNICATIONS HARASSMENT	0	0		0	1
THEFT - ALL OTHER LARCENY	1	1		0	0
THEFT - FROM MOTOR VEHICLE	0	1		0	0
THEFT - SHOPLIFTING	0	0		0	2
TOBACCO	1	5		1	1
UNAUTHORIZED USE OF MOTOR VEHICLE	0	0		0	4
VEHICULAR ASSAULT	0	0		0	1
TOTAL	36	85		13	75

ACCIDENTS

TYPE OF ACCIDENT	JULY-SEPT 2021	2021 YTD		JULY-SEPT 2020	2020 YTD
FATAL	0	0		0	2
PROPERTY DAMAGE	98	256		82	249
HIT SKIP	28	69		29	63
INJURY ACCIDENT	58	126		40	115
INJURY HIT SKIP	5	11		0	3
TOTALS	189	462		151	432

ACCIDENT ANALYSIS

July - September 2021

July 1, 2021 through September 30, 2021 there were 189 reported traffic accidents, resulting in an average 2.05 accidents/day. Compared to 2020, accidents increased 25.2% (2021 = 189; 2020 = 151).

Personal injury accidents (63) accounted for 33.3% of the total. Property damage accidents accounted for the majority of our activity with 126 reports being filed (66.7%).

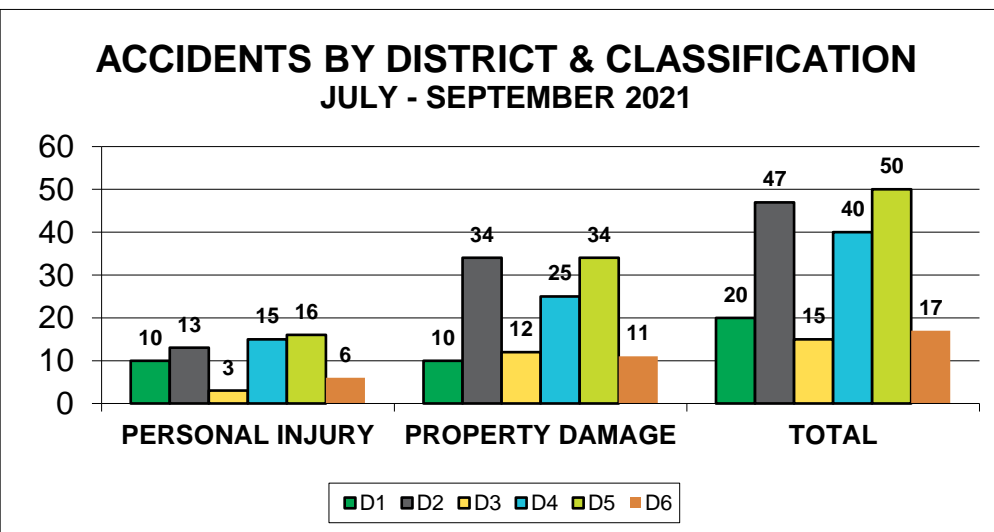
District 5 experienced the majority of accidents (50 or 26.5%) followed by District 2 with 47 accidents (24.9%). There were 20 collisions in District 1 (10.6%); 15 collisions in District 3 (7.9%); 40 collisions in District 4 (21.2%); and 17 collisions in District 6 (9.0%). The busiest day of the week for accident activity for the reporting period was Friday with 35 accidents (18.5%) reported. The second busiest day was Tuesday and Thursday with 32 accidents each (16.9% each) reported. Accident activity for the remaining days of the week were as follows: Sunday = 20 (10.6%); Monday = 24 (12.7%); Wednesday = 24 (12.7%); and Saturday = 22 (11.6%).

The most frequent contributing factor was Following Too Closely which accounted for 46 or 24.3% of the accidents. The next most recurrent contributing factor was Failure To Yield accounting for 43 or 22.8% of the accidents for the reporting period. The busiest time of day for accident activity was between 3PM-4PM with 19 (10.1%) accidents.

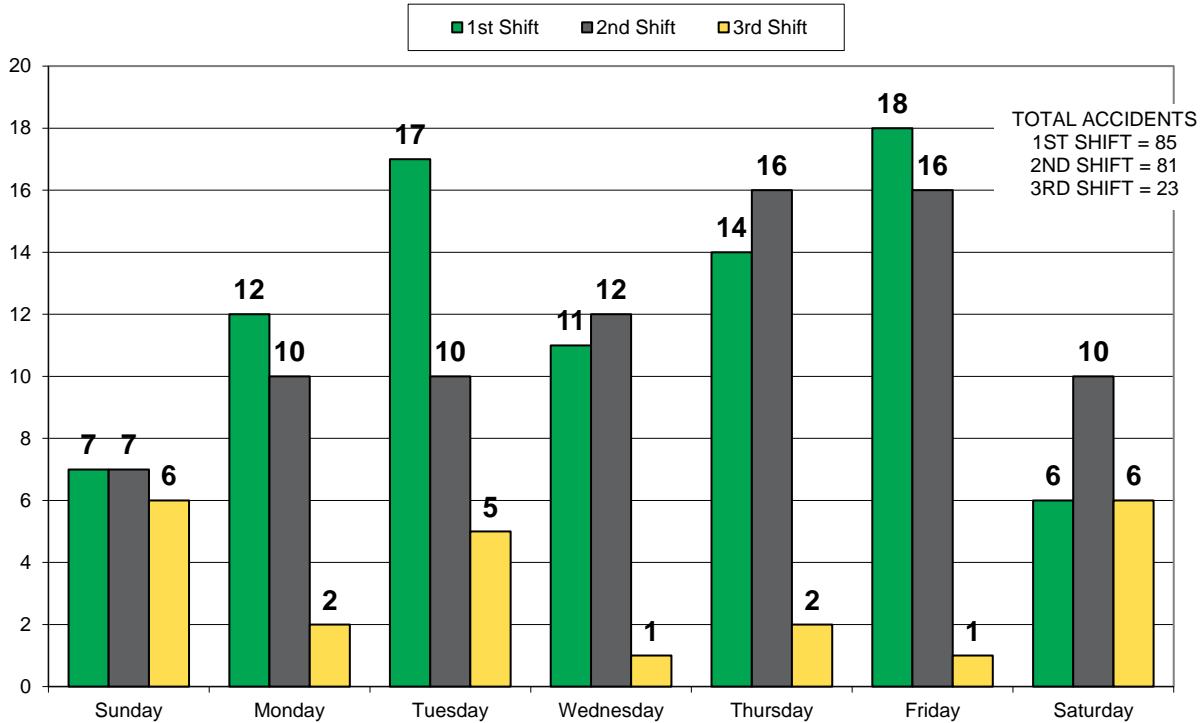
Eleven (11) crashes were identified as having been alcohol related (5.8%). In most instances, the drivers involved were arrested and charged with OVI. One hundred fifty-four (154) citations were issued to at fault drivers as a result of their accidents 81.5%

ACCIDENTS BY DISTRICT & CLASSIFICATION

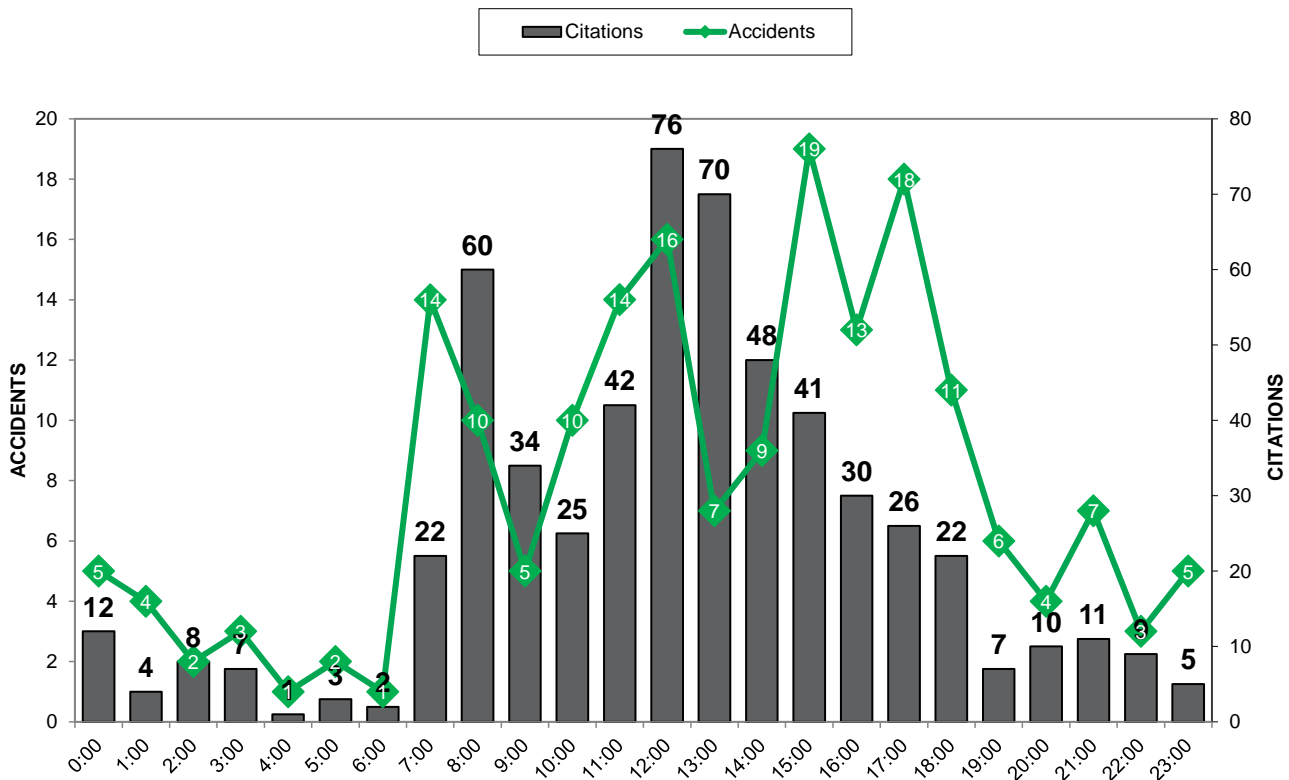
DISTRICT	PERSONAL INJURY	PROPERTY DAMAGE	TOTAL
D1	10	10	20
D2	13	34	47
D3	3	12	15
D4	15	25	40
D5	16	34	50
D6	6	11	17
TOTAL	63	126	189



ACCIDENTS BY DAY OF WEEK & SHIFT JULY 1 - SEPTEMBER 30, 2021



ACCIDENTS & CITATIONS BY HOUR JULY 1 - SEPTEMBER 30, 2021



ACCIDENT ANALYSIS

January - September 2021

January 1, 2021 through September 30, 2021 there were 462 reported traffic accidents, resulting in an average 1.69 accidents/day. Compared to 2020, accidents increased 6.9% (2021 = 462; 2020 = 432).

Personal injury accidents (137) accounted for 29.7% of the total. Property damage accidents accounted for the majority of our activity with 325 reports being filed (70.3%).

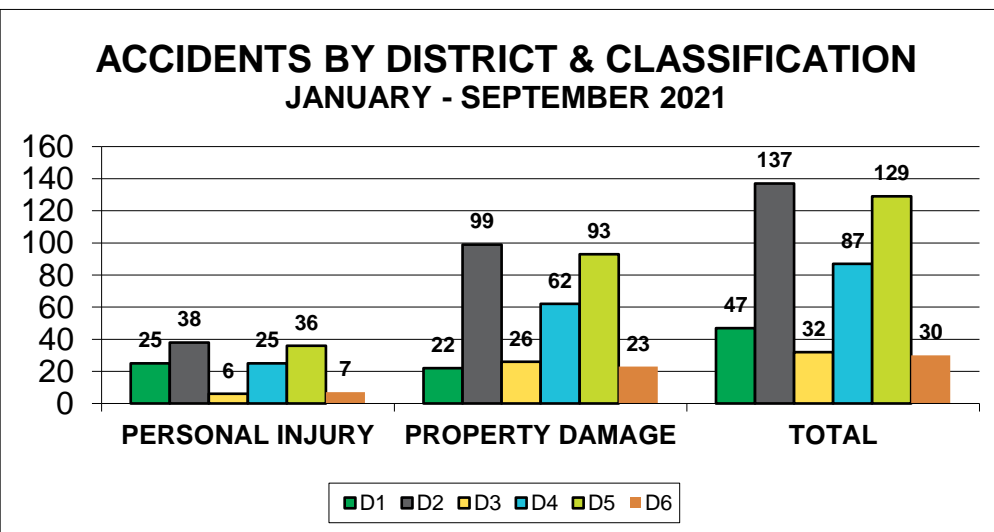
District 2 experienced the majority of accidents (137 or 29.7%) followed by District 5 with 129 accidents (27.9%). There were 47 collisions in District 1 (10.2%); 32 collisions in District 3 (6.9%); 87 collisions in District 4 (18.8%); and 30 collisions in District 6 (6.5%). The busiest day of the week for accident activity for the reporting period was Friday with 82 accidents (17.7%) reported. The second busiest day was Wednesday with 80 accidents (17.3%) reported. Accident activity for the remaining days of the week were as follows: Sunday = 51 (11.0%); Monday = 65 (14.1%); Tuesday = 63 (13.6%); Thursday = 69 (14.9%); and Saturday = 52 (11.3%).

The most frequent contributing factor was Following Too Closely which accounted for 100 or 21.6% of the accidents. The next most recurrent contributing factor was Failure To Yield accounting for 95 or 20.6% of the accidents for the reporting period. The busiest time of day for accident activity was between 3PM-4PM with 43 (9.3%) accidents.

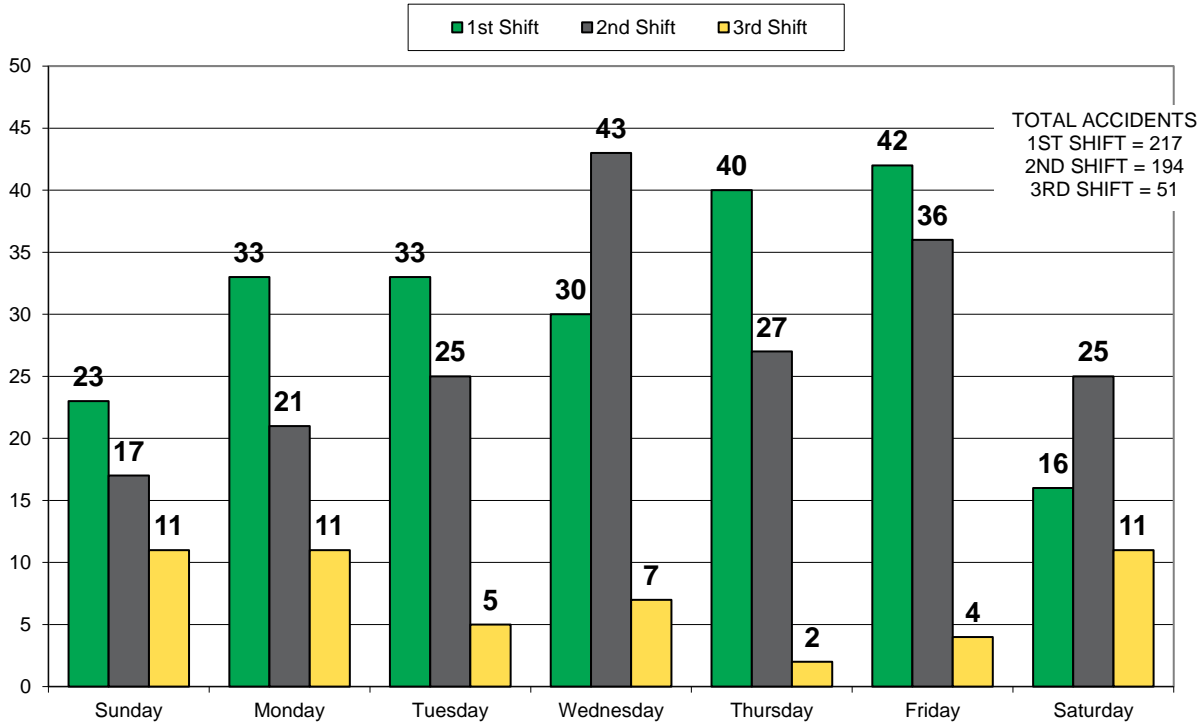
Twenty-two (22) crashes were identified as having been alcohol related (4.8%). The majority of drivers in these accidents were arrested and charged with OVI. Three hundred fifty-nine (359) citations were issued to at fault drivers as a result of their accidents 77.7%

ACCIDENTS BY DISTRICT & CLASSIFICATION

DISTRICT	PERSONAL INJURY	PROPERTY DAMAGE	TOTAL
D1	25	22	47
D2	38	99	137
D3	6	26	32
D4	25	62	87
D5	36	93	129
D6	7	23	30
TOTAL	137	325	462



ACCIDENTS BY DAY OF WEEK & SHIFT JANUARY 1 - SEPTEMBER 30, 2021



ACCIDENTS & CITATIONS BY HOUR JANUARY 1 - SEPTEMBER 30, 2021

