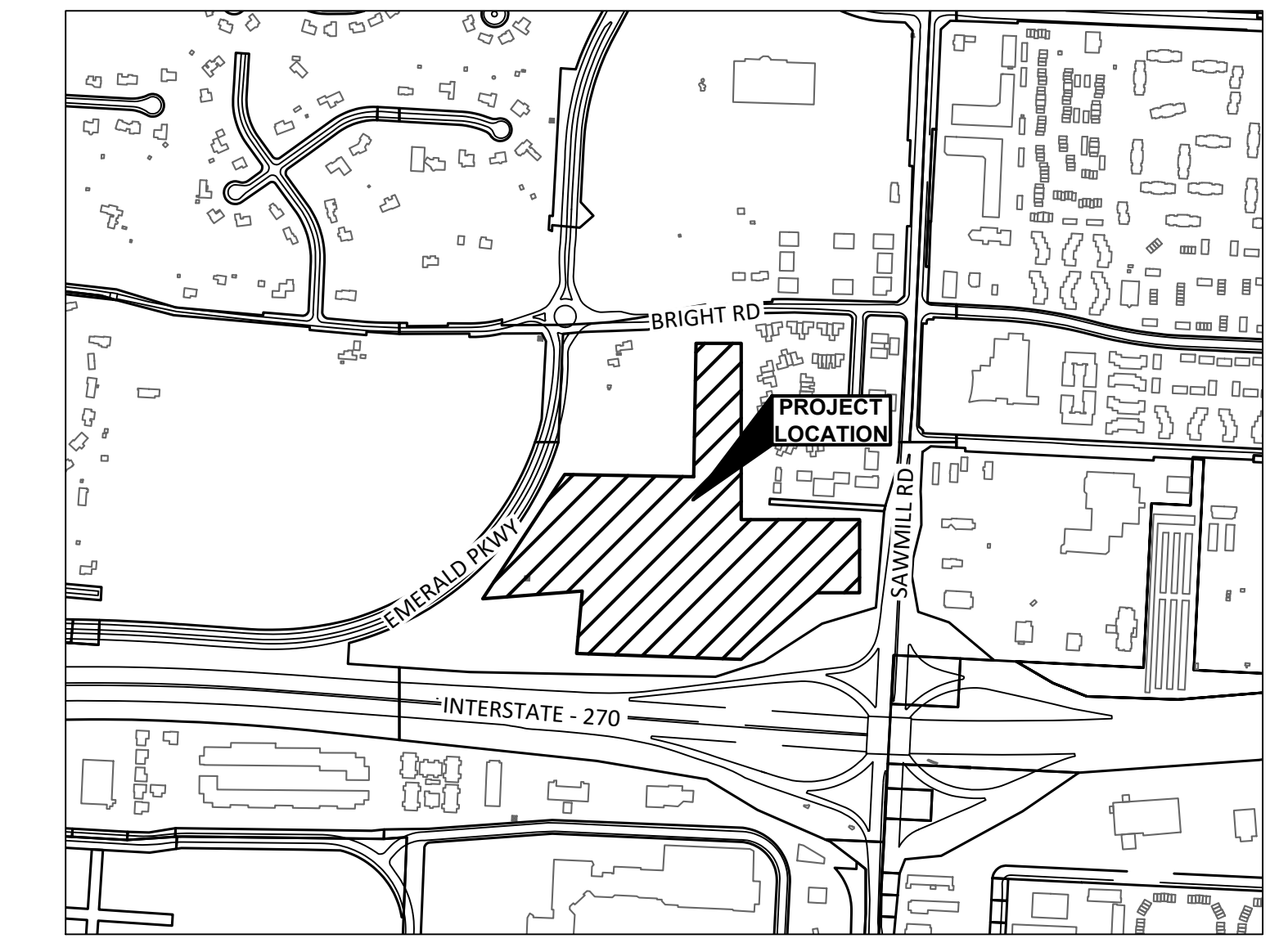
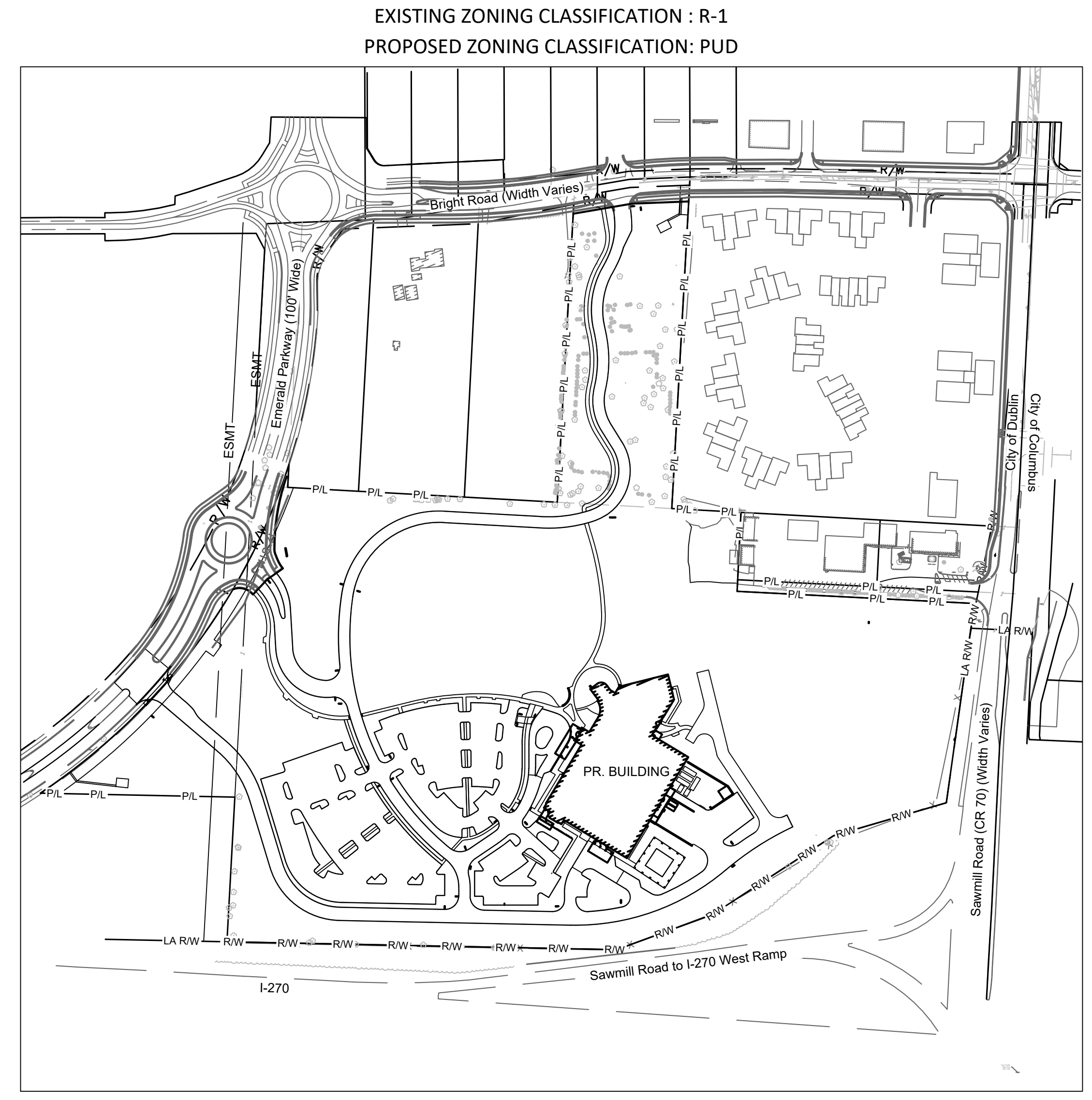


CITY OF DUBLIN FINAL DEVELOPMENT PLAN FOR MOUNT CARMEL HEALTH SYSTEM - DUBLIN CAMPUS 2022

PLAN SHEET INDEX:

CIVIL SHEETS	
1000	FINAL DEVELOPMENT PLAN TITLE SHEET
TS100-TS106	TOPOGRAPHIC SURVEY PLAN
C100	ENGINEERING TITLE SHEET
C101	GENERAL NOTES
C102	OVERALL SITE STAKING PLAN
C103-C107	STAKING PLAN
C108-C109	STAKING DETAILS
C200	OVERALL SITE GRADING PLAN
C201-C205	GRADING PLAN
C206-C211	STORM DETAILS
C212-C217	STORM PROFILE
C218	SEDIMENT & EROSION CONTROL PLAN
C219-C220	SEDIMENT & EROSION CONTROL PLAN DETAILS
C300	OVERALL UTILITY PLAN
C301-C305	UTILITY PLAN
C306	WATER SERVICE PLAN TITLE SHEET
C307	DUBLIN GENERAL NOTES
C308-C314	WATERLINE PLAN AND PROFILE
C315-C316	UTILITY DETAILS
C400	SANITARY CC PLAN TITLE SHEET
C401	GENERAL NOTES
C402	PLAN AND PROFILE
C403-C404	MAINTENANCE OF TRAFFIC
C500	EMERALD PARKWAY IMPROVEMENTS TITLE SHEET
C501	GENERAL NOTES
C502	GENERAL SUMMARY
C503	TYPICAL SECTIONS
C504	SEDIMENT & EROSION CONTROL PLAN
C505	EROSION CONTROL PLAN DETAILS
C506	PLAN AND PROFILE
C507	INTERSECTION AND CURB RAMP DETAILS
C508	MAINTENANCE OF TRAFFIC
C509	PAVEMENT MARKING AND SIGNING
TURN1	AMBULANCE AUTOTURN EXHIBIT
TURN2	DELIVERY TRUCK AUTOTURN EXHIBIT
TURN3	DELIVERY TRUCK AUTOTURN EXHIBIT
TURN4	FIRE TRUCK AUTOTURN EXHIBIT
TURN5	FIRE TRUCK AUTOTURN EXHIBIT
LANDSCAPE SHEETS	
L0.01	LANDSCAPE GENERAL NOTES AND INDEX
L0.02	OVERALL PLAN RENDERING
L0.03 - L0.05	TREE PRESERVATION & REPLACEMENT
L0.06	PLANTING CHARACTER
L1.00	PLANTING NOTES AND SCHEDULE
L1.01	PLANTING KEY PLAN
L1.02	PLANTING ZONE 01
L1.03	PLANTING ZONE 02
L1.04	PLANTING ZONE 03
L1.05	PLANTING ZONE 04
L1.06	PLANTING ZONE 05
L1.07	SITE DETAILS
L2.01	PEDESTRIAN AND BICYCLE CIRCULATION
L2.02	SITE FURNISHINGS
L3.00	SIGNAGE PLAN
LIGHTING SHEETS	
ESC107	OVERALL SITE LIGHTING CALCULATION PLAN
L108 - L109	SITE DETAIL
ARCHITECTURAL SHEETS	
A201.1	LEVEL 01 - OVERALL PLAN
A201B.3	LEVEL 01 AREA B - NOTATION PLAN
A201C.3	LEVEL 01 AREA C - NOTATION PLAN
A201D.3	LEVEL 01 AREA D - NOTATION PLAN
A202.1	LEVEL 02 - OVERALL PLAN
A202B.3	LEVEL 02 AREA B - NOTATION PLAN
A202C.3	LEVEL 02 AREA C - NOTATION PLAN
A202D.3	LEVEL 02 AREA D - NOTATION PLAN
A203.1	LEVEL 03 - OVERALL PLAN
A203C.3	LEVEL 03 AREA C - NOTATION PLAN
A203D.3	LEVEL 03 AREA D - NOTATION PLAN
A204.1	LEVEL 04 - OVERALL PLAN
A204C.3	LEVEL 04 AREA C - NOTATION PLAN
A204D.3	LEVEL 04 AREA D - NOTATION PLAN
A205.1	LEVEL 05 - OVERALL PLAN
A205C.3	LEVEL 05 AREA C - NOTATION PLAN
A205D.3	LEVEL 05 AREA D - NOTATION PLAN
A209	OVERALL ROOF PLAN
A209B	ROOF PLAN - AREA B
A209C	ROOF PLAN - AREA C
A209D	ROOF PLAN - AREA D
A400	OVERALL EXTERIOR AXON VIEWS
A401-A402	OVERALL EXTERIOR ELEVATIONS



APPLICANT _____ DATE _____

PLANNING AND ZONING COMMISSION SECRETARY _____ DATE _____

PLANNING AND ZONING COMMISSION APPROVAL DATE: _____
CITY COUNCIL APPROVAL DATE: _____

BUILDING SUMMARY	
BUILDING	BUILDING TYPE
MEDICAL	HOSPITAL
MEDICAL	MEDICAL OFFICE BUILDING

LOT COVERAGE	
PHASE 1	
BUILDING FOOTPRINT	67,500 SF
PERCENT OF TOTAL SITE	4.4%
PHASE 2 (FULL BUILD OUT)	
BUILDING FOOTPRINT	118,500 SF
PERCENT OF TOTAL SITE	7.8%

SITE IMPERVIOUS/PERVIOUS AREA	
PRE-DEVELOPED SITE	
TOTAL SITE AREA	35.0 ACRES
IMPERVIOUS AREA*	0.7 ACRES
PERVIOUS AREA	34.3 ACRES
PERCENT IMPERVIOUS	2.0%
POST DEVELOPED SITE	
IMPERVIOUS AREA*	19.0 ACRES
PERVIOUS AREA	16.0 ACRES
PERCENT IMPERVIOUS	54.3%

*IMPERVIOUS AREA DOES NOT INCLUDES R/W IMPROVEMENTS

PARKING CALCULATIONS		
PHASE 1		
	PARKING CALCULATION	PARKING REQUIRED
HOSPITAL PATIENT (150,408 SF)	1.5 SPACES PER 1000 SF	226
HOSPITAL STAFF	152 STAFF x 1.3 FOR SHIFT CHANGE	198
PHASE 1 REQUIRED SPACES		424
PHASE 1 PROVIDED SPACES		424
PHASE 2 (FULL BUILD OUT)		
30 BED SHELL ADDITION (PATIENT)(25,000 SF)	1.5 SPACES PER 1000 SF	38
30 BED SHELL ADDITION (STAFF)	7 STAFF x 1.3 SHIFT CHANGE	10
ADDITIONAL STAFF PARKING (HORIZONTAL EXPANSION OF STAFF SPACE AND SUPPORT SERVICES WITHIN THE HOSPITAL)(35,000SF)	41 STAFF X 1.3 FOR SHIFT	53
NEW SEPARATE MEDICAL OFFICE BUILDING (40,000 SF)	4 SPACES PER 1000 SF	160
NEW MEDICAL OFFICE BUILDING ATTACHED TO HOSPITAL (51,500 SF)	4 SPACES PER 1000 SF	206
PHASE 2 REQUIRED SPACES		467
PHASE 1 AND PHASE 2 REQUIRED		891
PHASE 1 AND PHASE 2 PROVIDED SPACES		891

BUILDING SQUARE FOOTAGE	
PHASE 1	
HOSPITAL	150,408 SF
PHASE 1 TOTAL	150,408 SF
PHASE 2 (FULL BUILD OUT)	
HOSPITAL SHELL	25,000 SF
HOSPITAL (BUILDING ADDITION)	35,000 SF
MEDICAL OFFICE BUILDING 1 (ATTACHED TO HOSPITAL)	51,500 SF
MEDICAL OFFICE BUILDING 2 (SEPARATE NEW BUILDING)	40,000 SF
PHASE 2 TOTAL	151,500 SF
HOSPITAL TOTAL SQUARE FOOTAGE	210,408 SF
FULL BUILD OUT	302,908 SF

HGA
333 East Erie Street
Milwaukee, Wisconsin 53202
Telephone 414.278.8200

KORDA
KORDA NEMETH ENGINEERING
CIVIL/MECHANICAL/ELECTRICAL/
PLUMBING/STRUCTURAL/
TECHNOLOGY ENGINEER

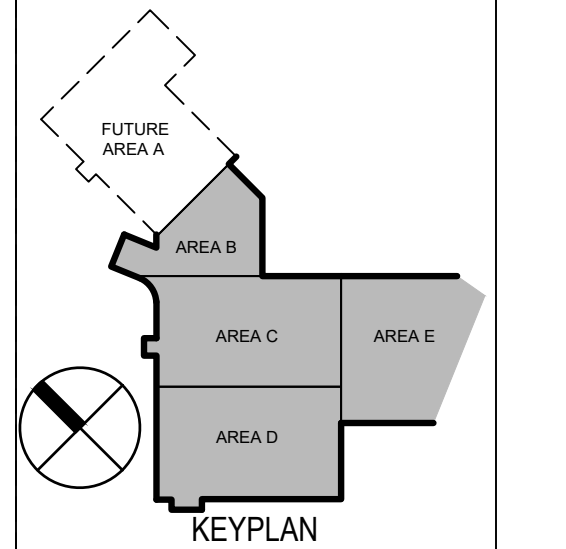
KORDA
1650 WATERMARK DRIVE
COLUMBUS, OH 43215
614.487.1650

MKSK
LANDSCAPE ARCHITECT

MKSK
462 SOUTH LUDLOW ALLEY
COLUMBUS, OH 43215
614.621.2796

MOUNT CARMEL HEALTH SYSTEM

MOUNT CARMEL NORTHWEST HEALTH CAMPUS
4105 EMERALD PARKWAY
DUBLIN, OH



NOT FOR CONSTRUCTION

NO	DESCRIPTION	DATE

HGA NO: 1927-004-00


FINAL DEVELOPMENT PLAN TITLE SHEET

DATE: SEPTEMBER 23, 2022

FINAL DEVELOPMENT PLAN

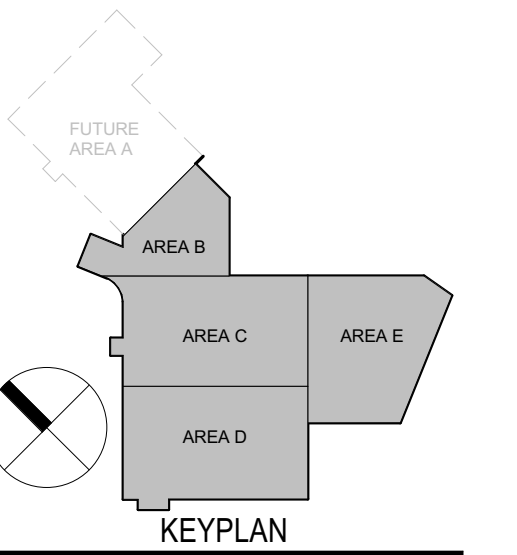
1000

MOUNT CARMEL HEALTH SYSTEM



MOUNT CARMEL

NORTHWEST HEALTH
CAMPUS
4105 EMERALD PARKWAY
DUBLIN, OH



NOT FOR
CONSTRUCTION

NO	DESCRIPTION	DATE

ISSUANCE HISTORY - THIS SHEET
HGA NO. 1927-004-00

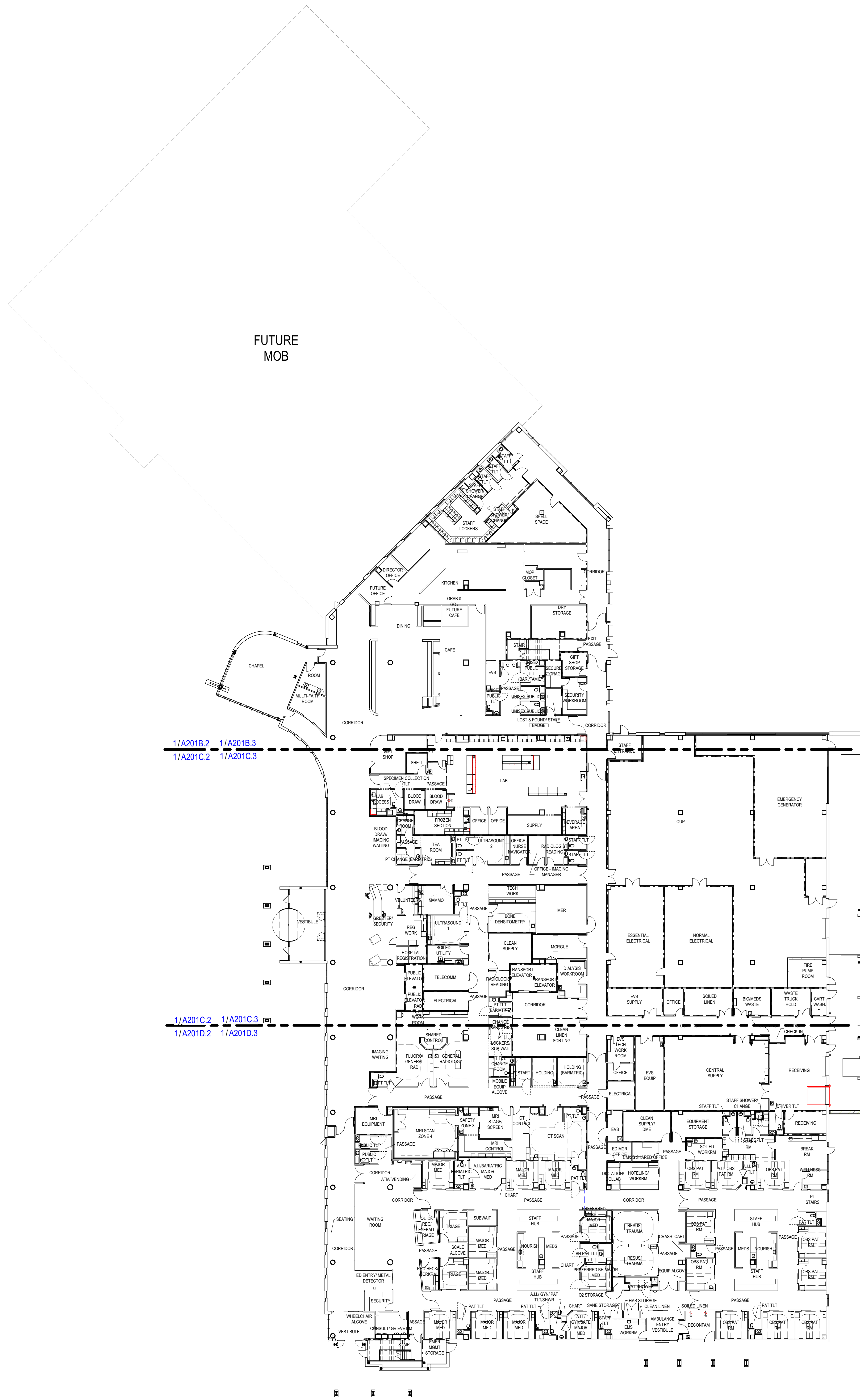
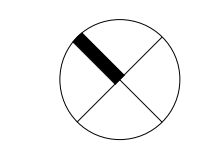
LEVEL 01 - OVERALL PLAN

DATE: SEPTEMBER 6, 2022

FINAL DEVELOPMENT
PLAN

A201.1

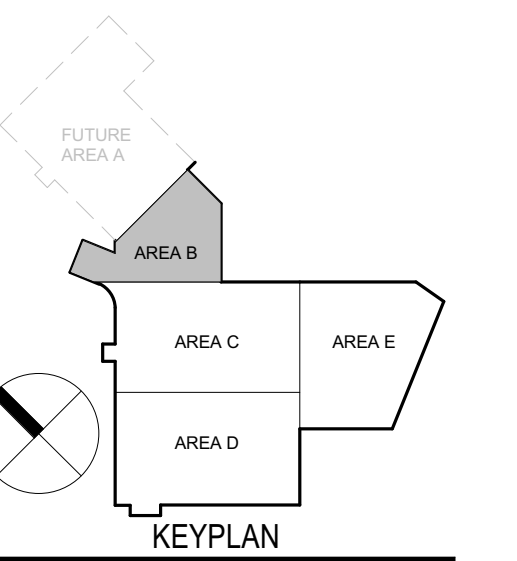
FINAL DEVELOPMENT PLAN



1/A201B.2 1/A201B.3
1/A201C.2 1/A201C.3

1/A201C.2 1/A201C.3
1/A201D.2 1/A201D.3

1 LEVEL 01 - OVERALL PLAN
3/64" = 1'-0"



NOT FOR
CONSTRUCTION

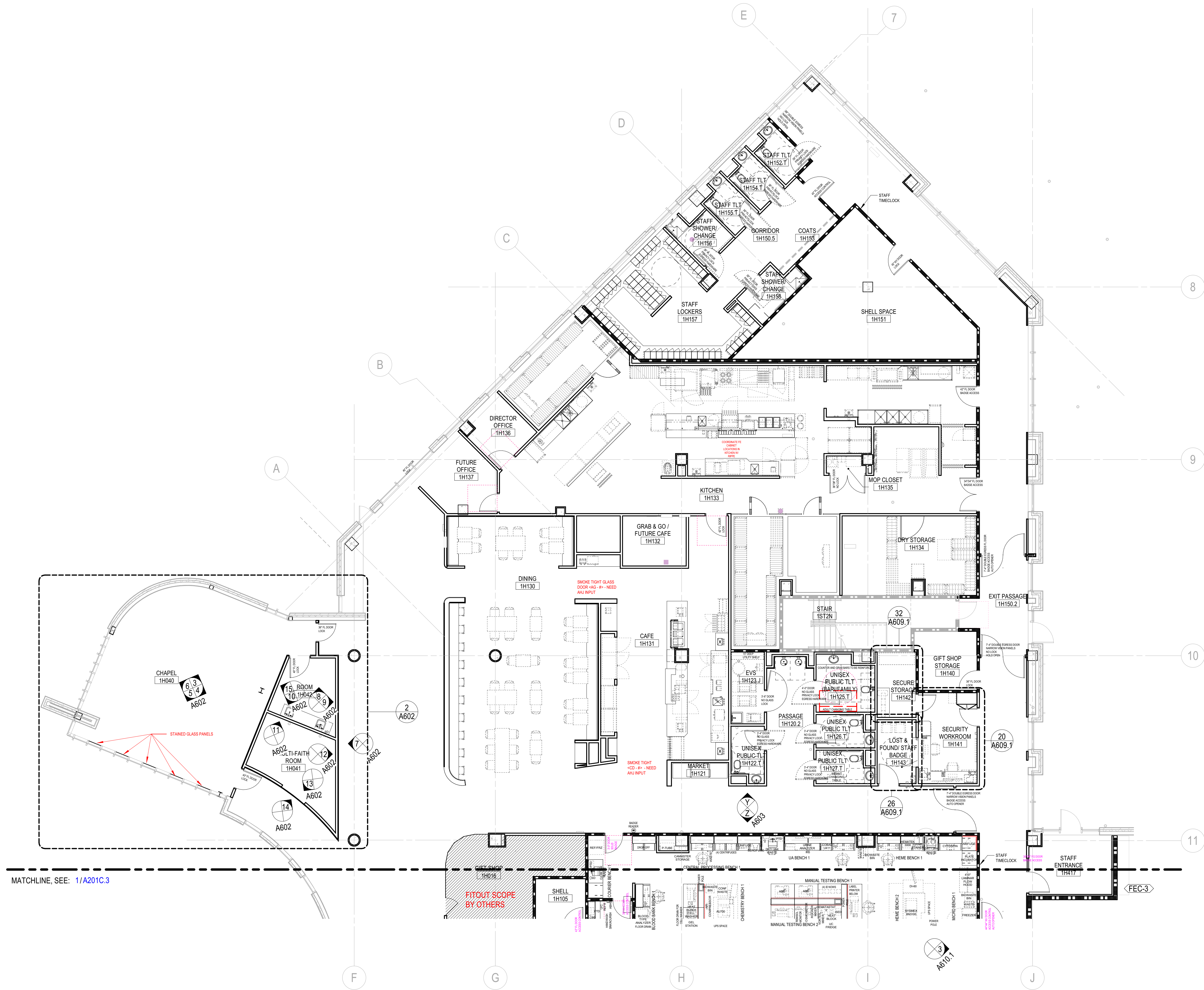
NO	DESCRIPTION	DATE

ISSUANCE HISTORY - THIS SHEET
HGA NO: 1927-004-00

**LEVEL 01 AREA B
- NOTATION
PLAN**

DATE: SEPTEMBER 6, 2022

FINAL DEVELOPMENT
PLAN



1 NOTATION PLAN - LEVEL 01 - AREA B
1/8" = 1'-0"

GENERAL NOTES - FLOOR PLAN

- A. ALL INTERIOR PARTITIONS SHALL BE "A3," UNLESS NOTED OTHERWISE.
- B. PLAN DIMENSIONS ARE FROM FACE OF PARTITION TYPE AND DO NOT INCLUDE APPLIED FINISHES, UNLESS NOTED OTHERWISE. PLAN DIMENSIONS INDICATED AS "HOLD" OR "CLEAR" DIMENSIONS ARE FROM FACE OF APPLIED FINISH.
- C. INSTALL WORK STRAIGHT, PLUMB, LEVEL, SQUARE, AND TRUE, IN PROPER ALIGNMENT.
- D. FLATNESS: LEVEL FLOORS TO TRUE PLANE WITHIN 1/4 INCH (6 MM) IN 10'-0" (3 M) WHEN TESTED BY TEN FOOT (3 M) STRAIGHTEDGE PLACED ANYWHERE ON FLOOR IN ANY DIRECTION.
- E. COORDINATE FURNITURE-RELATED ELECTRICAL LAYOUT WITH FURNITURE VENDOR.
- F. WHERE HANDRAILS, GRAB BARS, CABINETS, WALL-MOUNTED DOOR STOPS, OR OTHER WALL-HUNG ITEMS ARE ATTACHED TO PARTITIONS, INSTALL BACKER PLATES (OR WOOD BLOCKING) ACCURATELY POSITIONED AND FIRMLY SECURED TO METAL STUDS, WHETHER OR NOT SUCH BACKER PLATES OR BLOCKING ARE INDICATED ON DRAWINGS.

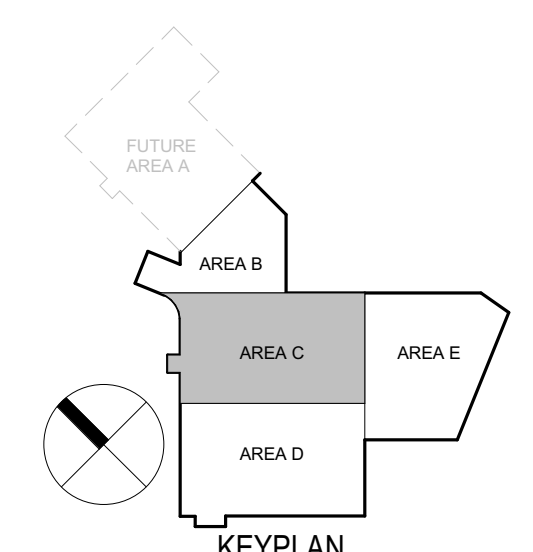
- G. PRIOR TO CONCEALMENT OF FIRE RESISTIVE MATERIALS BY OTHER WORK, PATCH AND REPAIR AREAS OF REMOVED OR DAMAGED APPLIED FIREPROOFING. COORDINATE TESTING AND INSPECTION OF ASSEMBLIES AS REQUIRED BY AUTHORITIES HAVING JURISDICTION.
- H. PROVIDE FIRESTOPPING OF PENETRATIONS AND VOIDS THROUGH FIRE-RATED WALL, FLOOR AND PARTITION ASSEMBLIES (AND ROOF) INCLUDING EMPTY OPENINGS AND OPENINGS CONTAINING CABLES, PIPES, DUCTS, CONDUIT AND OTHER ELEMENTS.
- I. AT SOUND-RATED PARTITION WALLS, PROVIDE CONTINUOUS BEAD OF ACOUSTICAL SEALANT AT JUNCTURE OF BOTH FACES OF RUNNERS OR PLATES WITH FLOOR AND CEILING CONSTRUCTION, AND WHEREVER GYPSUM BOARD ABUTS DISSIMILAR MATERIALS.
 - AT OPENINGS AND CUTOUTS, FILL OPEN SPACES BETWEEN GYPSUM BOARD AND FIXTURES, CABINETS, DUCTS AND OTHER FLUSH OR PENETRATING ITEMS, WITH CONTINUOUS BEAD OF SEALANT.
 - SEAL SIDES AND BACKS OF ELECTRICAL BOXES TO COMPLETELY CLOSE OFF OPENINGS AND JOINTS.



1 NOTATION PLAN - LEVEL 01 - AREA C
1/8" = 1'-0"

GENERAL NOTES - FLOOR PLAN

- A. ALL INTERIOR PARTITIONS SHALL BE "A3," UNLESS NOTED OTHERWISE.
- B. PLAN DIMENSIONS ARE FROM FACE OF PARTITION TYPE AND DO NOT INCLUDE APPLIED FINISHES, UNLESS NOTED OTHERWISE. PLAN DIMENSIONS INDICATED AS "HOLD" OR "CLEAR" DIMENSIONS ARE FROM FACE OF APPLIED FINISH.
- C. INSTALL WORK STRAIGHT, PLUMB, LEVEL, SQUARE, AND TRUE, IN PROPER ALIGNMENT.
- D. FLATNESS: LEVEL FLOORS TO TRUE PLANE WITHIN 1/4 INCH (6 MM) IN 10'-0" (3 M) WHEN TESTED BY TEN FOOT (3 M) STRAIGHTEDGE PLACED ANYWHERE ON FLOOR IN ANY DIRECTION.
- E. COORDINATE FURNITURE-RELATED ELECTRICAL LAYOUT WITH FURNITURE VENDOR.
- F. WHERE HANDRAILS, GRAB BARS, CABINETS, WALL-MOUNTED DOOR STOPS, OR OTHER WALL-HUNG ITEMS ARE ATTACHED TO PARTITIONS, INSTALL BACKER PLATES (OR WOOD BLOCKING) ACCURATELY POSITIONED AND FIRMLY SECURED TO METAL STUDS, WHETHER OR NOT SUCH BACKER PLATES OR BLOCKING ARE INDICATED ON DRAWINGS.
- G. PRIOR TO CONCEALMENT OF FIRE RESISTIVE MATERIALS BY OTHER WORK, PATCH AND REPAIR AREAS OF REMOVED OR DAMAGED APPLIED FIREPROOFING. COORDINATE TESTING AND INSPECTION OF ASSEMBLIES AS REQUIRED BY AUTHORITIES HAVING JURISDICTION.
- H. PROVIDE FIRESTOPPING OF PENETRATIONS AND VOIDS THROUGH FIRE-RATED WALL, FLOOR AND PARTITION ASSEMBLIES (AND ROOF) INCLUDING EMPTY OPENINGS AND OPENINGS CONTAINING CABLES, PIPES, DUCTS, CONDUIT AND OTHER ELEMENTS.
- I. AT SOUND-RATED PARTITION WALLS, PROVIDE CONTINUOUS BEAD OF ACOUSTICAL SEALANT AT JUNCTURE OF BOTH FACES OF RUNNERS OR PLATES WITH FLOOR AND CEILING CONSTRUCTION, AND WHEREVER GYPSUM BOARD ABUTS DISSIMILAR MATERIALS.
 - AT OPENINGS AND CUTOUTS, FILL OPEN SPACES BETWEEN GYPSUM BOARD AND FIXTURES, CABINETS, DUCTS AND OTHER FLUSH OR PENETRATING ITEMS, WITH CONTINUOUS BEAD OF SEALANT.
 - SEAL SIDES AND BACKS OF ELECTRICAL BOXES TO COMPLETELY CLOSE OFF OPENINGS AND JOINTS.



NOT FOR CONSTRUCTION

NO	DESCRIPTION	DATE
1	Description	Date

ISSUANCE HISTORY - THIS SHEET

HGA NO: 1927-004-00

**LEVEL 01 AREA C
- NOTATION
PLAN**

DATE: SEPTEMBER 6, 2022
FINAL DEVELOPMENT
PLAN

A201C.3

FINAL DEVELOPMENT PLAN

NO	DESCRIPTION	DATE
1	Description	Date

ISSUANCE HISTORY - THIS SHEET

HGA NO: 1927-004-00

**LEVEL 01 AREA D
- NOTATION
PLAN**

DATE: SEPTEMBER 6, 2022

FINAL DEVELOPMENT
PLAN

A201D.3

MATCHLINE SEE 1/A201C.3



1 NOTATION PLAN - LEVEL 01 - AREA D

1/8" = 1'-0"

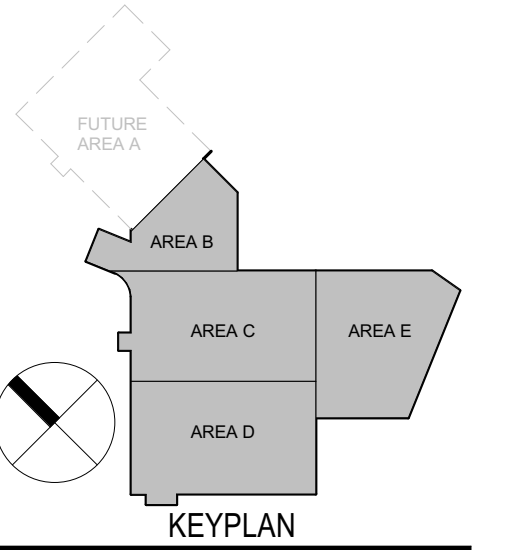
GENERAL NOTES - FLOOR PLAN

- A. ALL INTERIOR PARTITIONS SHALL BE "A3," UNLESS NOTED OTHERWISE.
- B. PLAN DIMENSIONS ARE FROM FACE OF PARTITION TYPE AND DO NOT INCLUDE APPLIED FINISHES, UNLESS NOTED OTHERWISE. PLAN DIMENSIONS INDICATED AS "HOLD" OR "CLEAR" DIMENSIONS ARE FROM FACE OF APPLIED FINISH.
- C. INSTALL WORK STRAIGHT, PLUMB, LEVEL, SQUARE, AND TRUE, IN PROPER ALIGNMENT.
- D. FLATNESS: LEVEL FLOORS TO TRUE PLANE WITHIN 1/4 INCH (6 MM) IN 10'-0" (3 M) WHEN TESTED BY TEN FOOT (3 M) STRAIGHTEDGE PLACED ANYWHERE ON FLOOR IN ANY DIRECTION.
- E. COORDINATE FURNITURE-RELATED ELECTRICAL LAYOUT WITH FURNITURE VENDOR.
- F. WHERE HANDRAILS, GRAB BARS, CABINETS, WALL-MOUNTED DOOR STOPS, OR OTHER WALL-HUNG ITEMS ARE ATTACHED TO PARTITIONS, INSTALL BACKER PLATES (OR WOOD BLOCKING) ACCURATELY POSITIONED AND FIRMLY SECURED TO METAL STUDS, WHETHER OR NOT SUCH BACKER PLATES OR BLOCKING ARE INDICATED ON DRAWINGS.
- G. PRIOR TO CONCEALMENT OF FIRE RESISTIVE MATERIALS BY OTHER WORK, PATCH AND REPAIR AREAS OF REMOVED OR DAMAGED APPLIED FIREPROOFING. COORDINATE TESTING AND INSPECTION OF ASSEMBLIES AS REQUIRED BY AUTHORITIES HAVING JURISDICTION.
- H. PROVIDE FIRESTOPPING OF PENETRATIONS AND VOIDS THROUGH FIRE-RATED WALL, FLOOR AND PARTITION ASSEMBLIES (AND ROOF) INCLUDING EMPTY OPENINGS AND OPENINGS CONTAINING CABLES, PIPES, DUCTS, CONDUIT AND OTHER ELEMENTS.
- I. AT SOUND-RATED PARTITION WALLS, PROVIDE CONTINUOUS BEAD OF ACOUSTICAL SEALANT AT JUNCTURE OF BOTH FACES OF RUNNERS OR PLATES WITH FLOOR AND CEILING CONSTRUCTION, AND WHEREVER GYPSUM BOARD ABUTS DISSIMILAR MATERIALS.
 - AT OPENINGS AND CUTOUTS, FILL OPEN SPACES BETWEEN GYPSUM BOARD AND FIXTURES, CABINETS, DUCTS AND OTHER FLUSH OR PENETRATING ITEMS, WITH CONTINUOUS BEAD OF SEALANT.
 - SEAL SIDES AND BACKS OF ELECTRICAL BOXES TO COMPLETELY CLOSE OFF OPENINGS AND JOINTS.

**MOUNT CARMEL
HEALTH
SYSTEM**



NORTHWEST HEALTH
CAMPUS
4105 EMERALD PARKWAY
DUBLIN, OH



**NOT FOR
CONSTRUCTION**

NO	DESCRIPTION	DATE

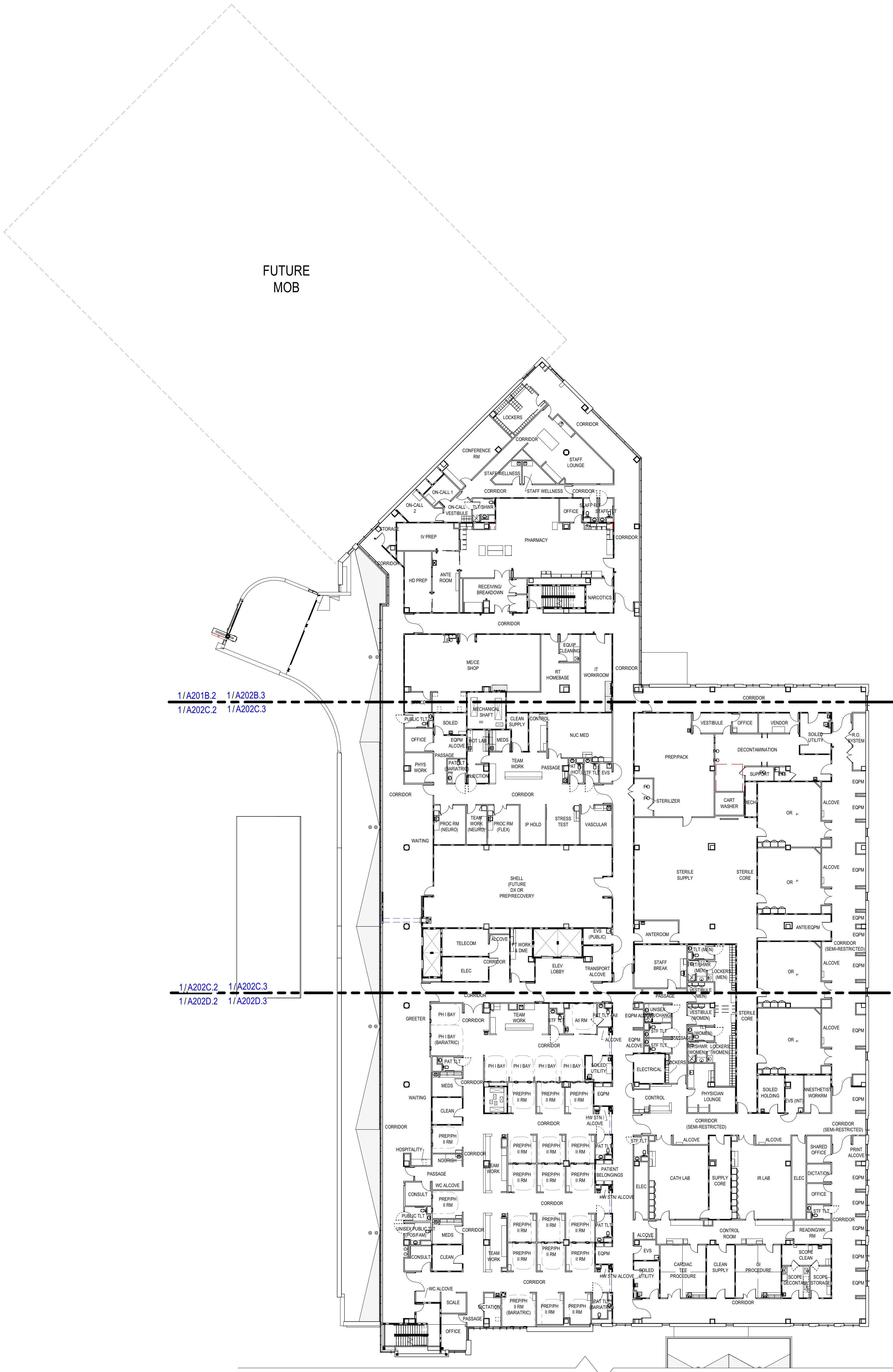
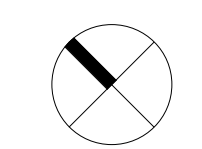
ISSUANCE HISTORY - THIS SHEET
HGA NO: 1927-004-00

**LEVEL 02 -
OVERALL PLAN**

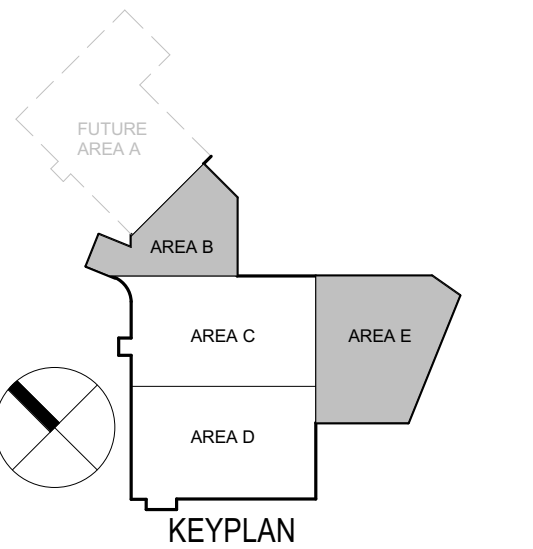
DATE: SEPTEMBER 6, 2022
**FINAL DEVELOPMENT
PLAN**

A202.1

FINAL DEVELOPMENT PLAN



1 LEVEL 02 - OVERALL PLAN
3/64" = 1'-0"



NOT FOR
CONSTRUCTION

NO	DESCRIPTION	DATE

ISSUANCE HISTORY - THIS SHEET

HGA NO: 1927-004-00

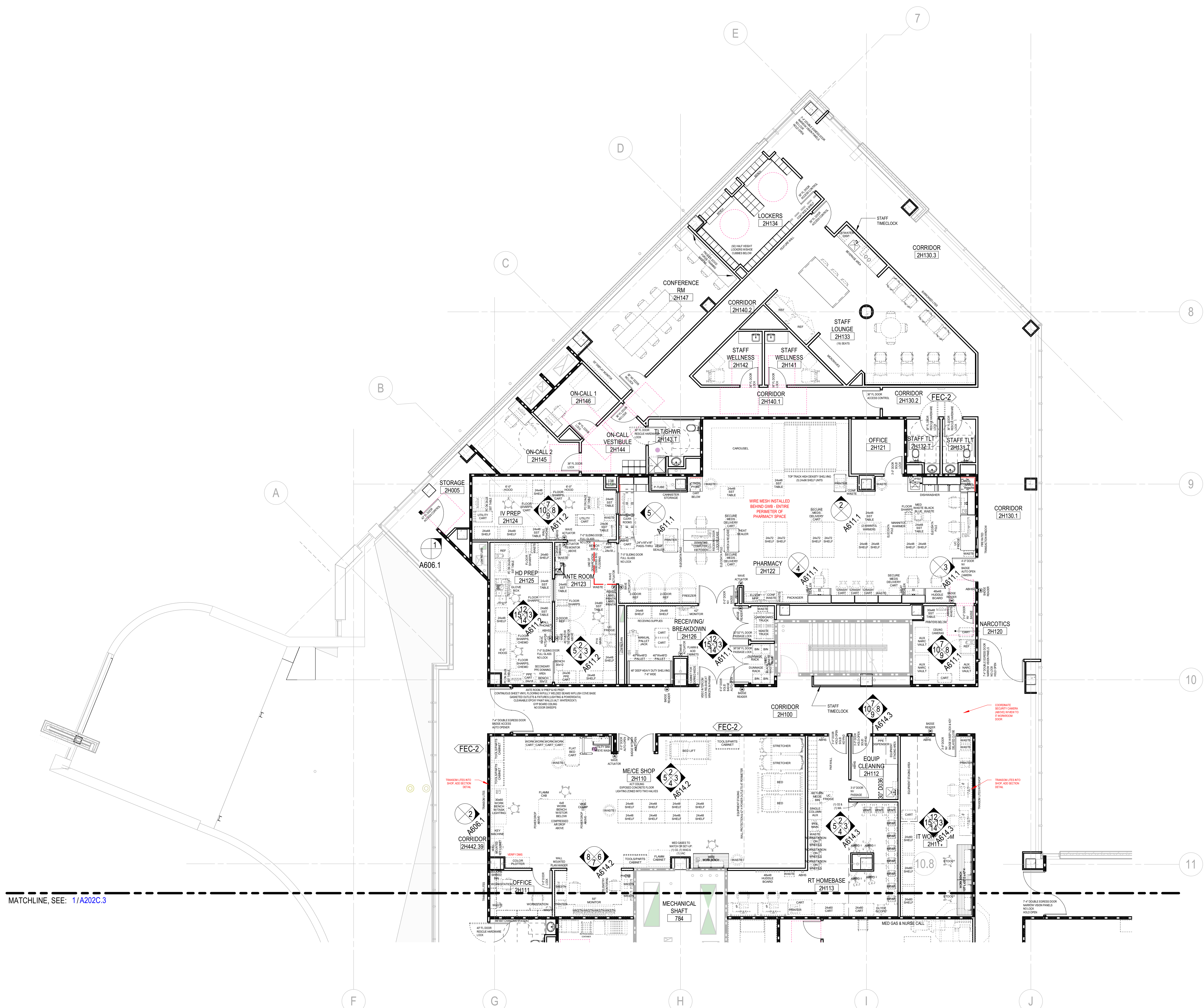
LEVEL 02 AREA B
- NOTATION
PLAN

DATE: SEPTEMBER 6, 2022

FINAL DEVELOPMENT
PLAN

A202B.3

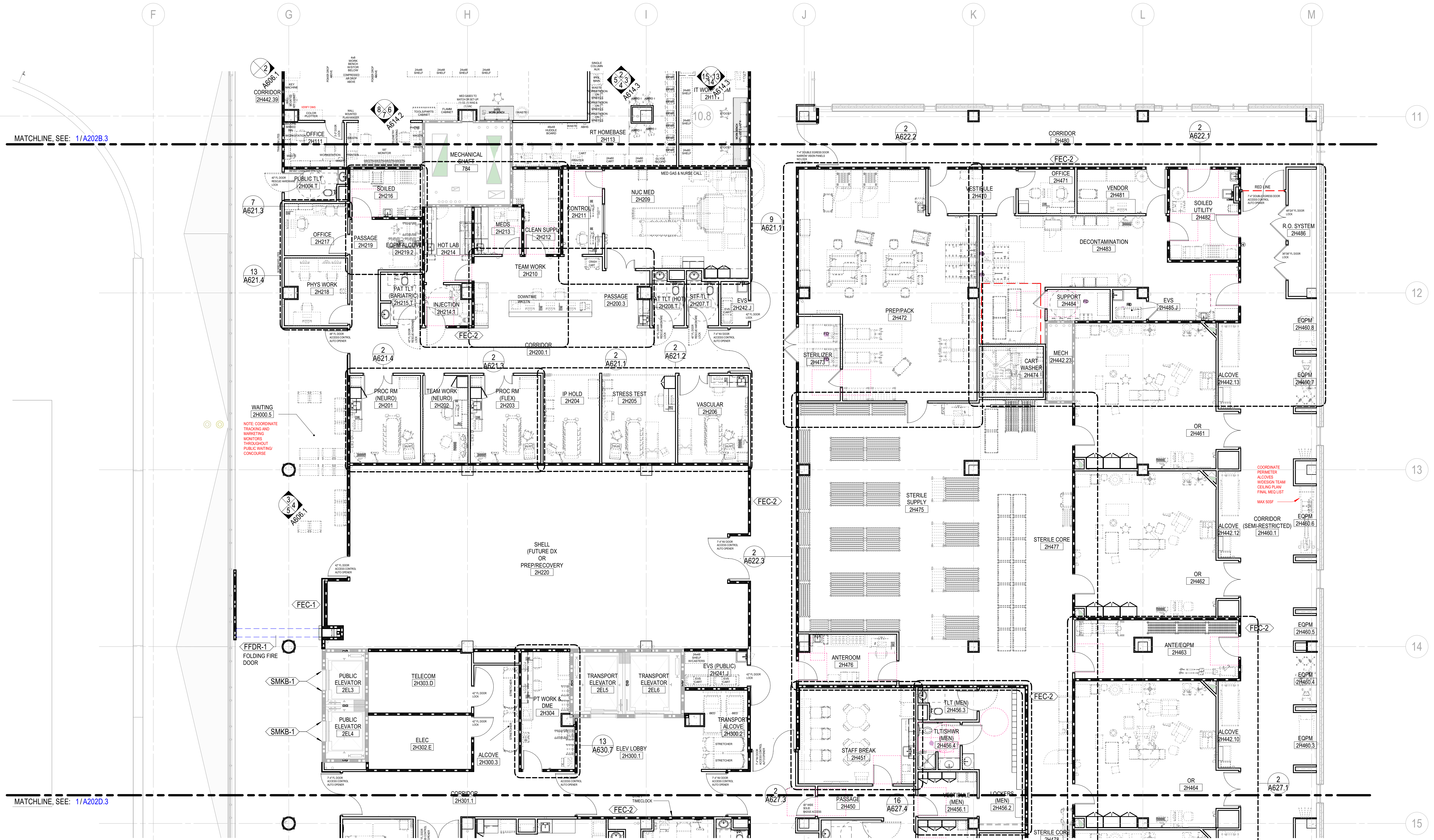
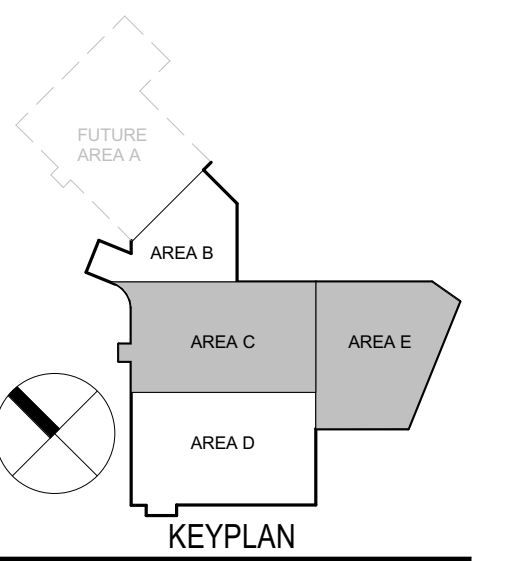
FINAL DEVELOPMENT PLAN



1 NOTATION PLAN - LEVEL 02 - AREA B
1/8" = 1'-0"

GENERAL NOTES - FLOOR PLAN

- A. ALL INTERIOR PARTITIONS SHALL BE "A3," UNLESS NOTED OTHERWISE.
- B. PLAN DIMENSIONS ARE FROM FACE OF PARTITION TYPE AND DO NOT INCLUDE APPLIED FINISHES, UNLESS NOTED OTHERWISE. PLAN DIMENSIONS INDICATED AS "HOLD" OR "CLEAR" DIMENSIONS ARE FROM FACE OF APPLIED FINISH.
- C. INSTALL WORK STRAIGHT, PLUMB, LEVEL, SQUARE, AND TRUE, IN PROPER ALIGNMENT.
- D. FLATNESS: LEVEL FLOORS TO TRUE PLANE WITHIN 1/4 INCH (6 MM) IN 10'-0" (3 M) WHEN TESTED BY TEN FOOT (3 M) STRAIGHTEDGE PLACED ANYWHERE ON FLOOR IN ANY DIRECTION.
- E. COORDINATE FURNITURE-RELATED ELECTRICAL LAYOUT WITH FURNITURE VENDOR.
- F. WHERE HANDRAILS, GRAB BARS, CABINETS, WALL-MOUNTED DOOR STOPS, OR OTHER WALL-HUNG ITEMS ARE ATTACHED TO PARTITIONS, INSTALL BACKER PLATES [OR WOOD BLOCKING] ACCURATELY POSITIONED AND FIRMLY SECURED TO METAL STUDS, WHETHER OR NOT SUCH BACKER PLATES OR BLOCKING ARE INDICATED ON DRAWINGS.
- G. PRIOR TO CONCEALMENT OF FIRE RESISTIVE MATERIALS BY OTHER WORK, PATCH AND REPAIR AREAS OF REMOVED OR DAMAGED APPLIED FIREPROOFING. COORDINATE TESTING AND INSPECTION OF ASSEMBLIES AS REQUIRED BY AUTHORITIES HAVING JURISDICTION.
- H. PROVIDE FIRESTOPPING OF PENETRATIONS AND VOIDS THROUGH FIRE-RATED WALL, FLOOR AND PARTITION ASSEMBLIES (AND ROOF) INCLUDING EMPTY OPENINGS AND OPENINGS CONTAINING CABLES, PIPES, DUCTS, CONDUIT AND OTHER ELEMENTS.
- I. AT SOUND-RATED PARTITION WALLS, PROVIDE CONTINUOUS BEAD OF ACOUSTICAL SEALANT AT JUNCTURE OF BOTH FACES OF RUNNERS OR PLATES WITH FLOOR AND CEILING CONSTRUCTION. AND WHEREVER GYPSUM BOARD ABUTS DISSIMILAR MATERIALS.
 - AT OPENINGS AND CUTOUTS, FILL OPEN SPACES BETWEEN GYPSUM BOARD AND FIXTURES, CABINETS, DUCTS AND OTHER FLUSH OR PENETRATING ITEMS, WITH CONTINUOUS BEAD OF SEALANT.
 - SEAL SIDES AND BACKS OF ELECTRICAL BOXES TO COMPLETELY CLOSE OFF OPENINGS AND JOINTS.



1 NOTATION PLAN - LEVEL 02 - AREA C
1/8" = 1'-0"

GENERAL NOTES - FLOOR PLAN

- A. ALL INTERIOR PARTITIONS SHALL BE "A3," UNLESS NOTED OTHERWISE.
- B. PLAN DIMENSIONS ARE FROM FACE OF PARTITION TYPE AND DO NOT INCLUDE APPLIED FINISHES, UNLESS NOTED OTHERWISE. PLAN DIMENSIONS INDICATED AS "HOLD" OR "CLEAR" DIMENSIONS ARE FROM FACE OF APPLIED FINISH.
- C. INSTALL WORK STRAIGHT, PLUMB, LEVEL, SQUARE, AND TRUE, IN PROPER ALIGNMENT.
- D. FLATNESS LEVEL FLOORS TO TRUE PLANE WITHIN 1/4 INCH (6 MM) IN 10'-0" (3 M) WHEN TESTED BY TEN FOOT (3 M) STRAIGHTEDGE PLACED ANYWHERE ON FLOOR IN ANY DIRECTION.
- E. COORDINATE FURNITURE-RELATED ELECTRICAL LAYOUT WITH FURNITURE VENDOR.
- F. WHERE HANDRAILS, GRAB BARS, CABINETS, WALL-MOUNTED DOOR STOPS, OR OTHER WALL-HUNG ITEMS ARE ATTACHED TO PARTITIONS, INSTALL BACKER PLATES (OR WOOD BLOCKING) ACCURATELY POSITIONED AND FIRMLY SECURED TO METAL STUDS, WHETHER OR NOT SUCH BACKER PLATES OR BLOCKING ARE INDICATED ON DRAWINGS.
- G. PRIOR TO CONCEALMENT OF FIRE RESISTIVE MATERIALS BY OTHER WORK, PATCH AND REPAIR AREAS OF REMOVED OR DAMAGED APPLIED FIREPROOFING. COORDINATE TESTING AND INSPECTION OF ASSEMBLIES AS REQUIRED BY AUTHORITIES HAVING JURISDICTION.
- H. PROVIDE FIRESTOPPING OF PENETRATIONS AND VOIDS THROUGH FIRE-RATED WALL, FLOOR AND PARTITION ASSEMBLIES (AND ROOF) INCLUDING EMPTY OPENINGS AND OPENINGS CONTAINING CABLES, PIPES, DUCTS, CONDUIT AND OTHER ELEMENTS.
- I. AT SOUND-RATED PARTITION WALLS, PROVIDE CONTINUOUS BEAD OF ACOUSTICAL SEALANT AT JUNCTURE OF BOTH FACES OF RUNNERS OR PLATES WITH FLOOR AND CEILING CONSTRUCTION, AND WHEREVER GYPSUM BOARD ABUTS DISSIMILAR MATERIALS.
 - AT OPENINGS AND CUTOUTS, FILL OPEN SPACES BETWEEN GYPSUM BOARD AND FIXTURES, CABINETS, DUCTS AND OTHER FLUSH OR PENETRATING ITEMS, WITH CONTINUOUS BEAD OF SEALANT.
 - SEAL SIDES AND BACKS OF ELECTRICAL BOXES TO COMPLETELY CLOSE OFF OPENINGS AND JOINTS.

NOT FOR CONSTRUCTION

NO	DESCRIPTION	DATE

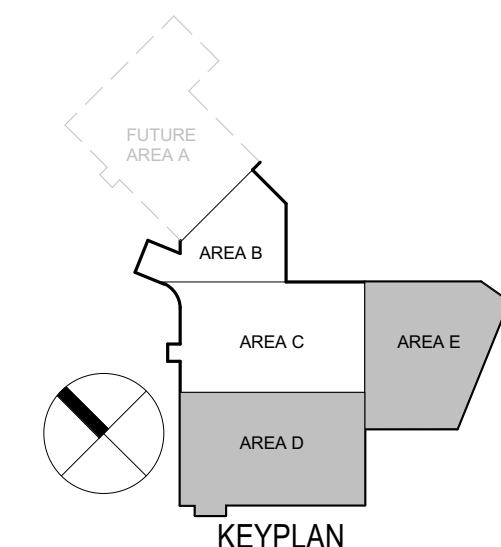
HGA NO: 1927-004-00

**LEVEL 02 AREA C
- NOTATION
PLAN**

DATE: SEPTEMBER 6, 2022
FINAL DEVELOPMENT
PLAN

A202C.3

Author: 09/26/2022 8:30:42 AM; Path: S:\02\Mount Carmel HS - Dublin Hospital\A202C\Mount Carmel - Dublin - IN - 1927-004-00.rvt



NOT FOR
CONSTRUCTION

NO	DESCRIPTION	DATE

ISSUANCE HISTORY - THIS SHEET
HGA NO. 1927-004-00

**LEVEL 02 AREA D
- NOTATION
PLAN**

DATE: SEPTEMBER 6, 2022

FINAL DEVELOPMENT
PLAN

MATCHLINE, SEE: 1/A202C.3



1 NOTATION PLAN - LEVEL 02 - AREA D
1/8" = 1'-0"

GENERAL NOTES - FLOOR PLAN

- A. ALL INTERIOR PARTITIONS SHALL BE "A3," UNLESS NOTED OTHERWISE.
- B. PLAN DIMENSIONS ARE FROM FACE OF PARTITION TYPE AND DO NOT INCLUDE APPLIED FINISHES, UNLESS NOTED OTHERWISE. PLAN DIMENSIONS INDICATED AS "HOLD" OR "CLEAR" DIMENSIONS ARE FROM FACE OF APPLIED FINISH.
- C. INSTALL WORK STRAIGHT, PLUMB, LEVEL, SQUARE, AND TRUE, IN PROPER ALIGNMENT.
- D. FLATNESS LEVEL FLOORS TO TRUE PLANE WITHIN 1/4 INCH (6 MM) IN 10'-0" (3 M) WHEN TESTED BY TEN FOOT (3 M) STRAIGHTEDGE PLACED ANYWHERE ON FLOOR IN ANY DIRECTION.
- E. COORDINATE FURNITURE-RELATED ELECTRICAL LAYOUT WITH FURNITURE VENDOR.
- F. WHERE HANDRAILS, GRAB BARS, CABINETS, WALL-MOUNTED DOOR STOPS, OR OTHER WALL-HUNG ITEMS ARE ATTACHED TO PARTITIONS, INSTALL BACKER PLATES [OR WOOD BLOCKING] ACCURATELY POSITIONED AND FIRMLY SECURED TO METAL STUDS, WHETHER OR NOT SUCH BACKER PLATES OR BLOCKING ARE INDICATED ON DRAWINGS.
- G. PRIOR TO CONCEALMENT OF FIRE RESISTIVE MATERIALS BY OTHER WORK, PATCH AND REPAIR AREAS OF REMOVED OR DAMAGED APPLIED FIREPROOFING. COORDINATE TESTING AND INSPECTION OF ASSEMBLIES AS REQUIRED BY AUTHORITIES HAVING JURISDICTION.
- H. PROVIDE FIRESTOPPING OF PENETRATIONS AND VOIDS THROUGH FIRE-RATED WALL, FLOOR AND PARTITION ASSEMBLIES (AND ROOF) INCLUDING EMPTY OPENINGS AND OPENINGS CONTAINING CABLES, PIPES, DUCTS, CONDUIT AND OTHER ELEMENTS.
- I. AT SOUND-RATED PARTITION WALLS, PROVIDE CONTINUOUS BEAD OF ACOUSTICAL SEALANT AT JUNCTURE OF BOTH FACES OF RUNNERS OR PLATES WITH FLOOR AND CEILING CONSTRUCTION, AND WHEREVER GYPSUM BOARD ABUTS DISSIMILAR MATERIALS.
 - AT OPENINGS AND CUTOUTS, FILL OPEN SPACES BETWEEN GYPSUM BOARD AND FIXTURES, CABINETS, DUCTS AND OTHER FLUSH OR PENETRATING ITEMS, WITH CONTINUOUS BEAD OF SEALANT.
 - SEAL SIDES AND BACKS OF ELECTRICAL BOXES TO COMPLETELY CLOSE OFF OPENINGS AND JOINTS.

HGA

333 East Erie Street
Milwaukee, Wisconsin 53202
Telephone 414.278.8200

KORDA

KORDA NEMETH ENGINEERING
CIVIL/MECHANICAL/ELECTRICAL/
PLUMBING/STRUCTURAL/
TECHNOLOGY ENGINEER

KORDA
1650 WATERMARK DRIVE
COLUMBUS, OH 43215
614.487.1650

MKSK

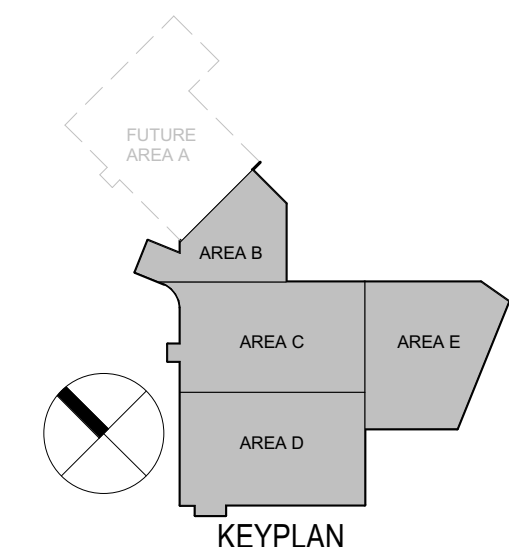
LANDSCAPE ARCHITECT

MKSK
462 SOUTH LUDLOW ALLEY
COLUMBUS, OH 43215
614.621.2796

MOUNT CARMEL HEALTH SYSTEM



NORTHWEST HEALTH
CAMPUS
4105 EMERALD PARKWAY
DUBLIN, OH



NOT FOR
CONSTRUCTION

NO	DESCRIPTION	DATE

ISSUANCE HISTORY - THIS SHEET

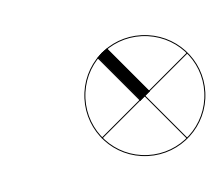
HGA NO: 1927-004-00

LEVEL 03 - OVERALL PLAN

DATE: SEPTEMBER 6, 2022

FINAL DEVELOPMENT
PLAN

A203.1



COPYRIGHT HAMMEL, GREEN AND ABRAHAMSON, INC.

FINAL DEVELOPMENT PLAN



9/6/2022 8:37:07 AM B:\350\Mount Carmel\03 - Dublin Hospital\25-Mount Carmel_Dublin_OH_1927-004-00.rvt

GENERAL NOTES - FLOOR PLAN

- A. ALL INTERIOR PARTITIONS SHALL BE "A3," UNLESS NOTED OTHERWISE.
- B. PLAN DIMENSIONS ARE FROM FACE OF PARTITION TYPE AND DO NOT INCLUDE APPLIED FINISHES, UNLESS NOTED OTHERWISE. PLAN DIMENSIONS INDICATED AS "HOLD" OR "CLEAR" DIMENSIONS ARE FROM FACE OF APPLIED FINISH.
- C. INSTALL WORK STRAIGHT, PLUMB, LEVEL, SQUARE, AND TRUE, IN PROPER ALIGNMENT.
- D. FLATNESS: LEVEL FLOORS TO TRUE PLANE WITHIN 1/4 INCH (6 MM) IN 10'-0" (3 M) WHEN TESTED BY TEN FOOT (3 M) STRAIGHTEDGE PLACED ANYWHERE ON FLOOR IN ANY DIRECTION.
- E. COORDINATE FURNITURE-RELATED ELECTRICAL LAYOUT WITH FURNITURE VENDOR.
- F. WHERE HANDRAILS, GRAB BARS, CABINETS, WALL-MOUNTED DOOR STOPS, OR OTHER WALL-HUNG ITEMS ARE ATTACHED TO PARTITIONS, INSTALL BACKER PLATES (OR WOOD BLOCKING) ACCURATELY POSITIONED AND FIRMLY SECURED TO METAL STUDS, WHETHER OR NOT SUCH BACKER PLATES OR BLOCKING ARE INDICATED ON DRAWINGS.
- G. PRIOR TO CONCEALMENT OF FIRE RESISTIVE MATERIALS BY OTHER WORK, PATCH AND REPAIR AREAS OF REMOVED OR DAMAGED APPLIED FIREPROOFING. COORDINATE TESTING AND INSPECTION OF ASSEMBLIES AS REQUIRED BY AUTHORITIES HAVING JURISDICTION.
- H. PROVIDE FIRESTOPPING OF PENETRATIONS AND VOIDS THROUGH FIRE-RATED WALL, FLOOR AND PARTITION ASSEMBLIES (AND ROOF) INCLUDING EMPTY OPENINGS AND OPENINGS CONTAINING CABLES, PIPES, DUCTS, CONDUIT AND OTHER ELEMENTS.
 - AT OPENINGS AND CUTOUTS, FILL OPEN SPACES BETWEEN GYPSUM BOARD AND FIXTURES, CABINETS, DUCTS AND OTHER FLUSH OR PENETRATING ITEMS, WITH CONTINUOUS BEAD OF SEALANT.
 - SEAL SIDES AND BACKS OF ELECTRICAL BOXES TO COMPLETELY CLOSE OFF OPENINGS AND JOINTS.
- I. AT SOUND-RATED PARTITION WALLS, PROVIDE CONTINUOUS BEAD OF ACOUSTICAL SEALANT AT JUNCTURE OF BOTH FACES OF RUNNERS OR PLATES WITH FLOOR AND CEILING CONSTRUCTION, AND WHEREVER GYPSUM BOARD ABUTS DISSIMILAR MATERIALS.

HGA

333 East Erie Street
 Milwaukee, Wisconsin 53202
 Telephone 414.278.8200

KORDA

KORDA, NEMETH ENGINEERING
 CIVIL/MECHANICAL/ELECTRICAL/
 PLUMBING/STRUCTURAL/
 TECHNOLOGY ENGINEER

KORDA
 1650 WATERMARK DRIVE
 COLUMBUS, OH 43215
 614.487.1650

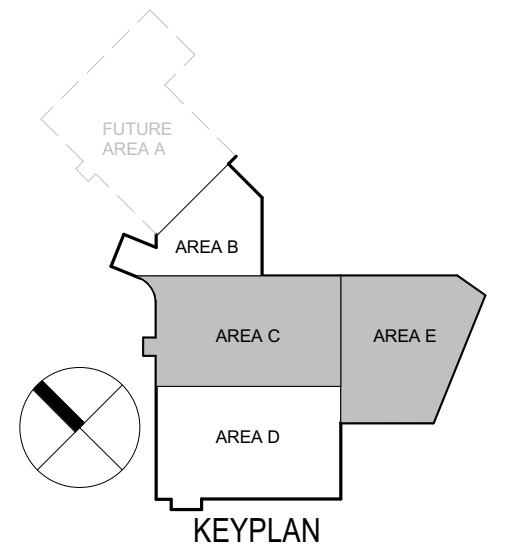
MKSK

LANDSCAPE ARCHITECT

MKSK
 462 SOUTH LUDLOW ALLEY
 COLUMBUS, OH 43215
 614.621.2796

**MOUNT CARMEL
 HEALTH
 SYSTEM**

MOUNT CARMEL
 NORTHWEST HEALTH
 CAMPUS
 4105 EMERALD PARKWAY
 DUBLIN, OH



**NOT FOR
 CONSTRUCTION**

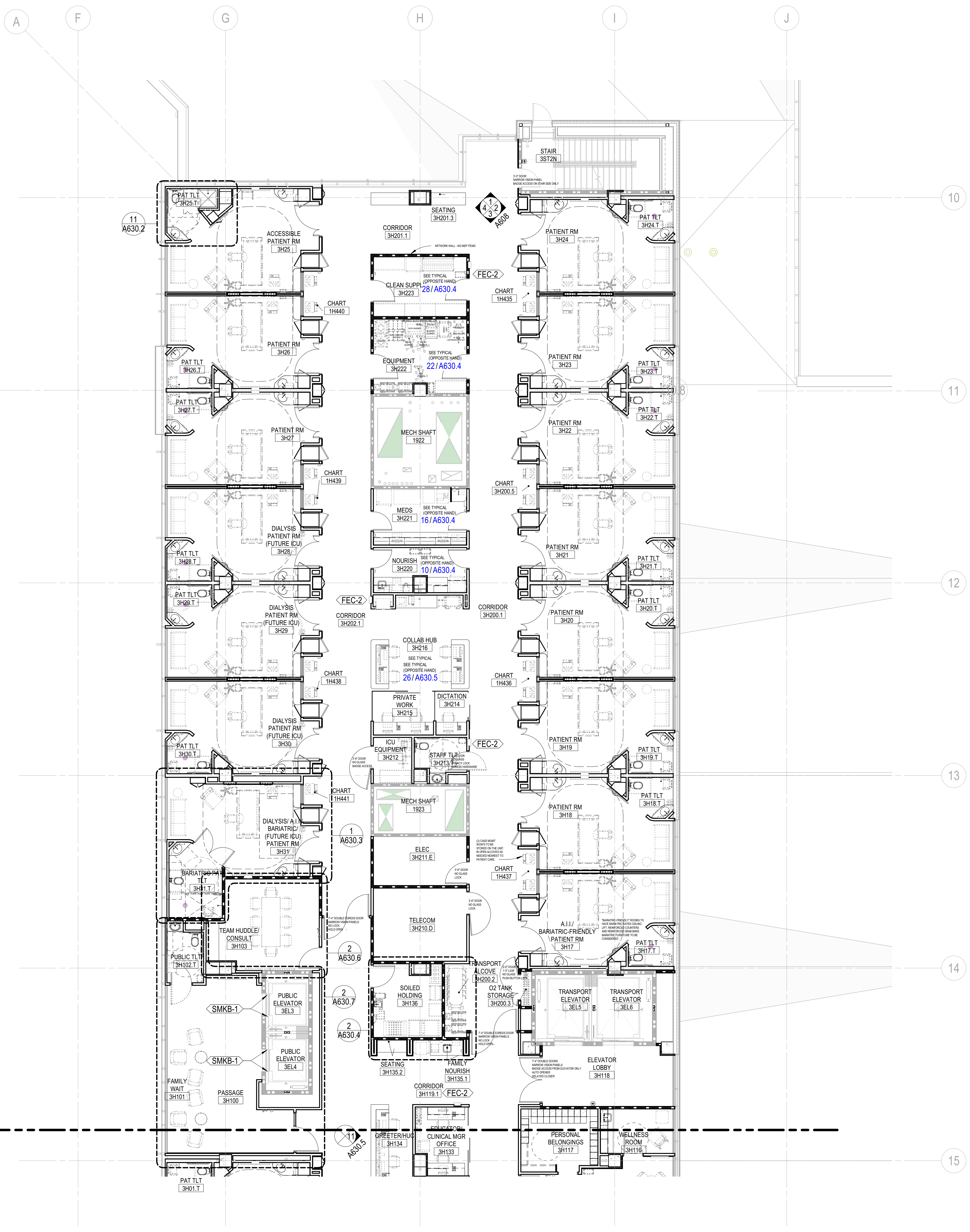
NO	DESCRIPTION	DATE

ISSUANCE HISTORY - THIS SHEET
 HGA NO: 1927-004-00

**LEVEL 03 AREA C
 - NOTATION
 PLAN**

DATE: SEPTEMBER 6, 2022
 FINAL DEVELOPMENT
 PLAN

A203C.3



MATCHLINE, SEE: 1/A203D.3

1 NOTATION PLAN - LEVEL 03 - AREA C
 1/8" = 1'-0"

GENERAL NOTES - FLOOR PLAN

- A. ALL INTERIOR PARTITIONS SHALL BE "A3," UNLESS NOTED OTHERWISE.
- B. PLAN DIMENSIONS ARE FROM FACE OF PARTITION TYPE AND DO NOT INCLUDE APPLIED FINISHES, UNLESS NOTED OTHERWISE. PLAN DIMENSIONS INDICATED AS "HOLD" OR "CLEAR" DIMENSIONS ARE FROM FACE OF APPLIED FINISH.
- C. INSTALL WORK STRAIGHT, PLUMB, LEVEL, SQUARE, AND TRUE, IN PROPER ALIGNMENT.
- D. FLATNESS: LEVEL FLOORS TO TRUE PLANE WITHIN 1/4 INCH (6 MM) IN 10'-0" (3 M) WHEN TESTED BY TEN FOOT (3 M) STRAIGHTEDGE PLACED ANYWHERE ON FLOOR IN ANY DIRECTION.
- E. COORDINATE FURNITURE-RELATED ELECTRICAL LAYOUT WITH FURNITURE VENDOR.
- F. WHERE HANDRAILS, GRAB BARS, CABINETS, WALL-MOUNTED DOOR STOPS, OR OTHER WALL-HUNG ITEMS ARE ATTACHED TO PARTITIONS, INSTALL BACKER PLATES [OR WOOD BLOCKING] ACCURATELY POSITIONED AND FIRMLY SECURED TO METAL STUDS, WHETHER OR NOT SUCH BACKER PLATES OR BLOCKING ARE INDICATED ON DRAWINGS.
- G. PRIOR TO CONCEALMENT OF FIRE RESISTIVE MATERIALS BY OTHER WORK, PATCH AND REPAIR AREAS OF REMOVED OR DAMAGED APPLIED FIREPROOFING. COORDINATE TESTING AND INSPECTION OF ASSEMBLIES AS REQUIRED BY AUTHORITIES HAVING JURISDICTION.
- H. PROVIDE FIRESTOPPING OF PENETRATIONS AND VOIDS THROUGH FIRE-RATED WALL, FLOOR AND PARTITION ASSEMBLIES (AND ROOF) INCLUDING EMPTY OPENINGS AND OTHER ELEMENTS.
 - AT OPENINGS AND CUTOUTS, FILL OPEN SPACES BETWEEN GYPSUM BOARD AND FIXTURES, CABINETS, DUCTS AND OTHER FLUSH OR PENETRATING ITEMS, WITH CONTINUOUS BEAD OF SEALANT.
 - SEAL SIDES AND BACKS OF ELECTRICAL BOXES TO COMPLETELY CLOSE OFF OPENINGS AND JOINTS.
- I. AT SOUND-RATED PARTITION WALLS, PROVIDE CONTINUOUS BEAD OF ACOUSTICAL SEALANT AT JUNCTURE OF BOTH FACES OF RUNNERS OR PLATES WITH FLOOR AND CEILING CONSTRUCTION, AND WHEREVER GYPSUM BOARD ABUTS DISSIMILAR MATERIALS.

HGA

333 East Erie Street
Milwaukee, Wisconsin 53202
Telephone 414.278.8200

KORDA

KORDA, NEMETH ENGINEERING
CIVIL/MECHANICAL/ELECTRICAL/
PLUMBING/STRUCTURAL/
TECHNOLOGY ENGINEER

KORDA
1650 WATERMARK DRIVE
COLUMBUS, OH 43215
614.487.1650

MKSK

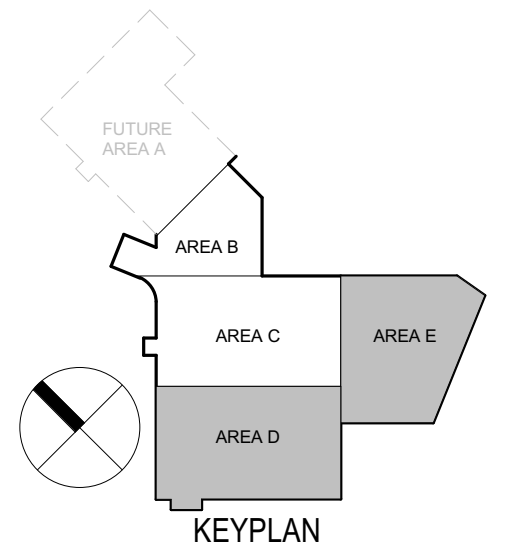
LANDSCAPE ARCHITECT

MKSK
462 SOUTH LUDLOW ALLEY
COLUMBUS, OH 43215
614.621.2796

**MOUNT CARMEL
HEALTH
SYSTEM**



NORTHWEST HEALTH
CAMPUS
4105 EMERALD PARKWAY
DUBLIN, OH



NOT FOR
CONSTRUCTION

NO.	DESCRIPTION	DATE

ISSUANCE HISTORY - THIS SHEET

HGA NO: 1927-004-00

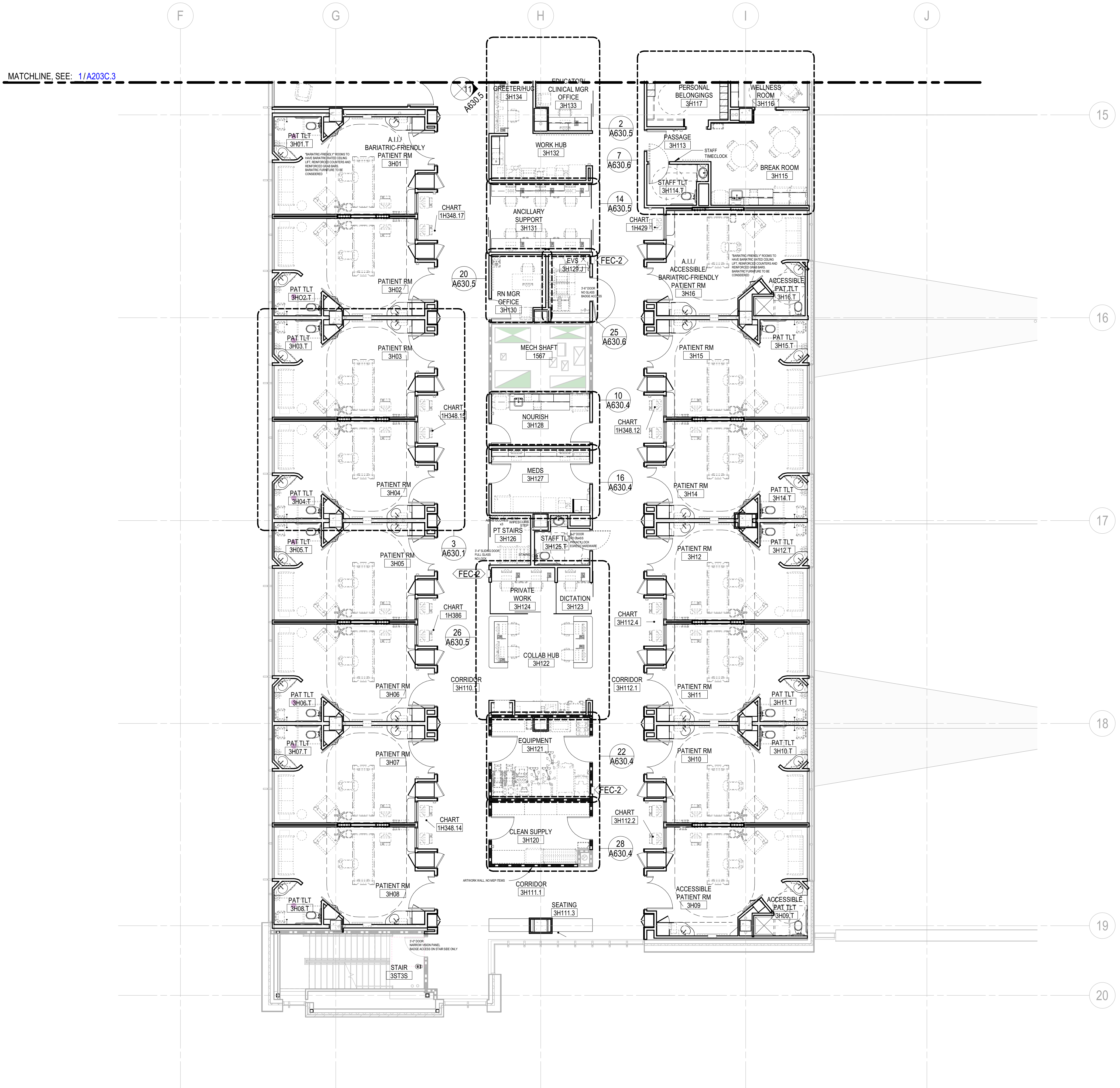
**LEVEL 03 AREA D
- NOTATION
PLAN**

DATE: SEPTEMBER 6, 2022

FINAL DEVELOPMENT
PLAN

A203D.3

COPYRIGHT HAMMEL, GREEN AND ABRAHAMSON, INC.




MATCHLINE, SEE: 1/A203C.3

1 NOTATION PLAN - LEVEL 03 - AREA D
1/8" = 1'-0"

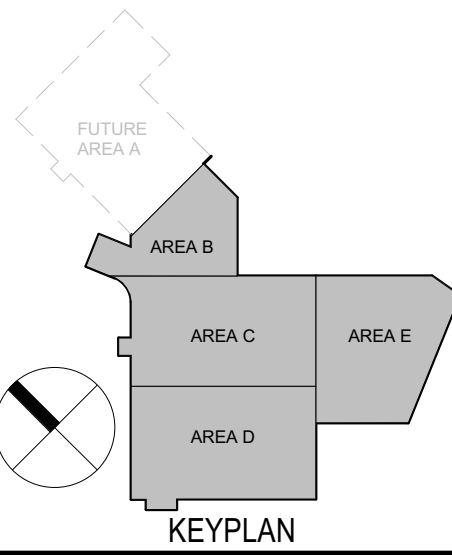
Author: 9/8/2022 8:32:30 AM
 File: 301-Mount Carmel Health System - Dublin Hospital 024-Mount Carmel - Dublin, IN - 1927-004-00.rvt

FINAL DEVELOPMENT PLAN

MOUNT CARMEL HEALTH SYSTEM

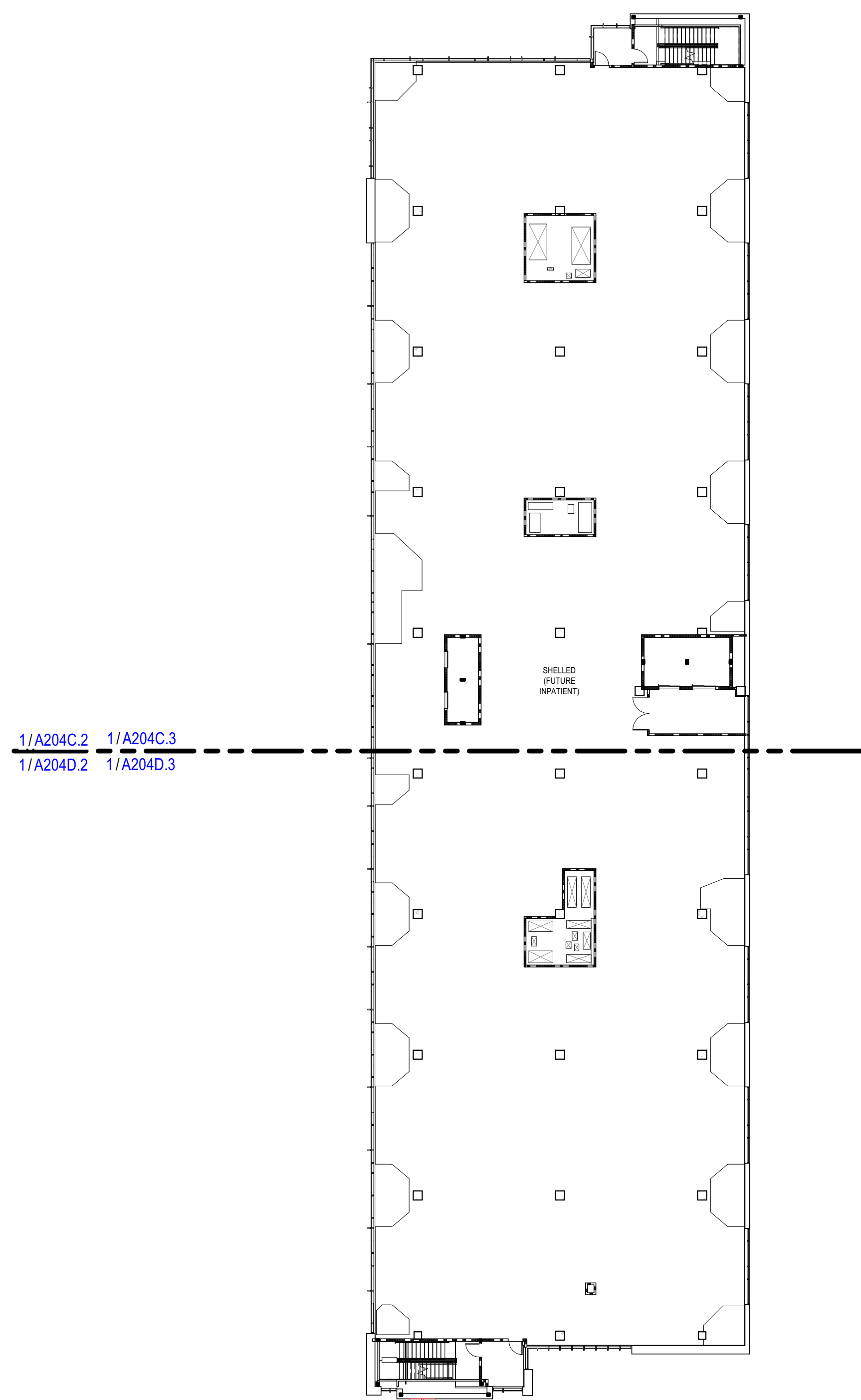


MOUNT CARMEL
NORTHWEST HEALTH
CAMPUS
4105 EMERALD PARKWAY
DUBLIN, OH



KEYPLAN

NOT FOR
CONSTRUCTION



NO	DESCRIPTION	DATE

ISSUANCE HISTORY - THIS SHEET

HGA NO: 1927-004-00

LEVEL 04 - OVERALL PLAN

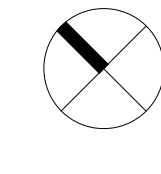
DATE: SEPTEMBER 6, 2022

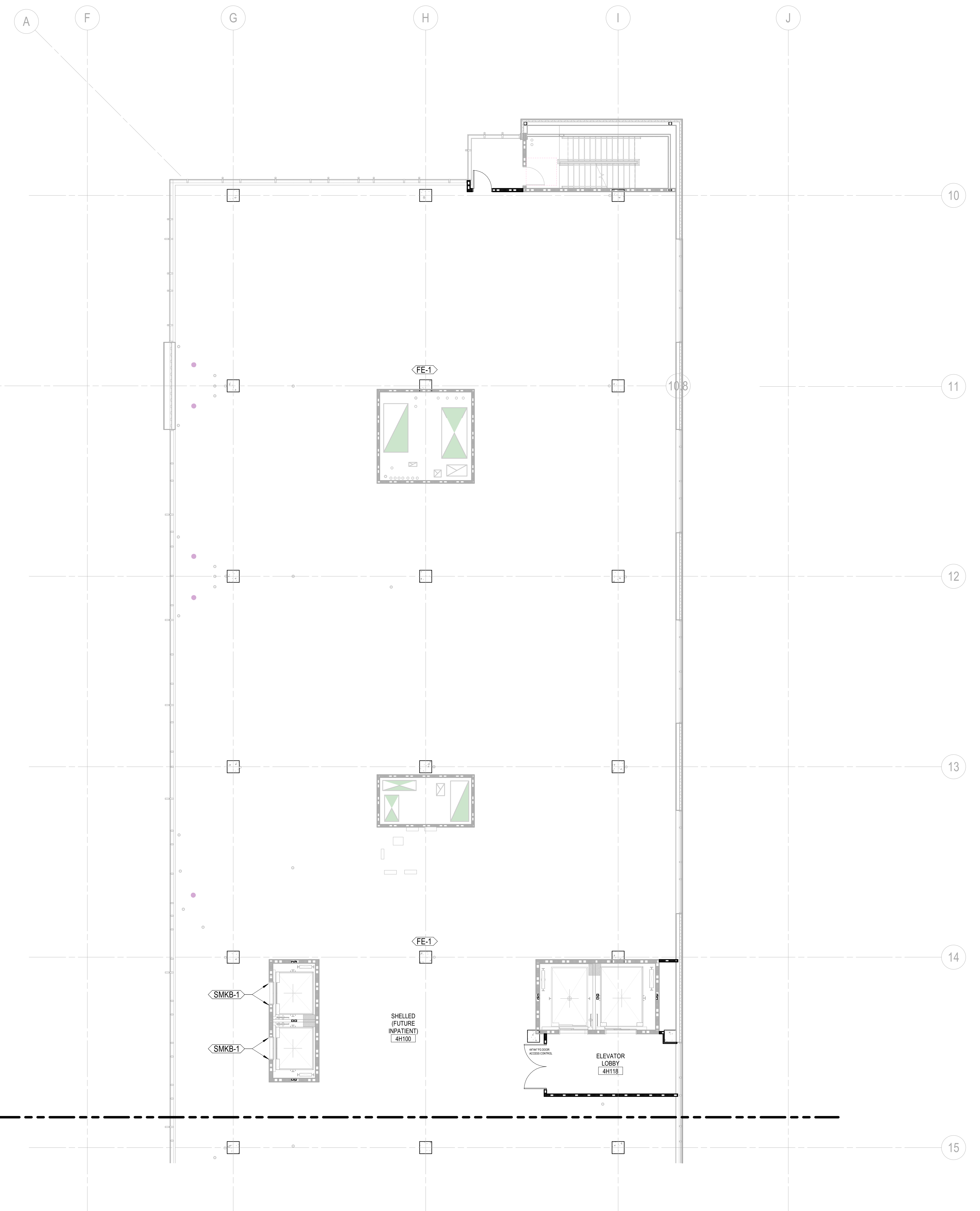
FINAL DEVELOPMENT
PLAN

A204.1

FINAL DEVELOPMENT PLAN

1 LEVEL 04 - OVERALL PLAN
3/64" = 1'-0"





MATCHLINE, SEE: 1/A204D.3

1 NOTATION PLAN - LEVEL 04 - AREA C
1/8" = 1'-0"

GENERAL NOTES - FLOOR PLAN

- A. ALL INTERIOR PARTITIONS SHALL BE "A3," UNLESS NOTED OTHERWISE.
- B. PLAN DIMENSIONS ARE FROM FACE OF PARTITION TYPE AND DO NOT INCLUDE APPLIED FINISHES, UNLESS NOTED OTHERWISE. PLAN DIMENSIONS INDICATED AS "HOLD" OR "CLEAR" DIMENSIONS ARE FROM FACE OF APPLIED FINISH.
- C. INSTALL WORK STRAIGHT, PLUMB, LEVEL, SQUARE, AND TRUE, IN PROPER ALIGNMENT.
- D. FLATNESS: LEVEL FLOORS TO TRUE PLANE WITHIN 1/4 INCH (6 MM) IN 10'-0" (3 M) WHEN TESTED BY TEN FOOT (3 M) STRAIGHTEDGE PLACED ANYWHERE ON FLOOR IN ANY DIRECTION.
- E. COORDINATE FURNITURE-RELATED ELECTRICAL LAYOUT WITH FURNITURE VENDOR.
- F. WHERE HANDRAILS, GRAB BARS, CABINETS, WALL-MOUNTED DOOR STOPS, OR OTHER WALL-HUNG ITEMS ARE ATTACHED TO PARTITIONS, INSTALL BACKER PLATES (OR WOOD BLOCKING) ACCURATELY POSITIONED AND FIRMLY SECURED TO METAL STUDS, WHETHER OR NOT SUCH BACKER PLATES OR BLOCKING ARE INDICATED ON DRAWINGS.
- G. PRIOR TO CONCEALMENT OF FIRE RESISTIVE MATERIALS BY OTHER WORK, PATCH AND REPAIR AREAS OF REMOVED OR DAMAGED APPLIED FIREPROOFING. COORDINATE TESTING AND INSPECTION OF ASSEMBLIES AS REQUIRED BY AUTHORITIES HAVING JURISDICTION.
- H. PROVIDE FIRESTOPPING OF PENETRATIONS AND VOIDS THROUGH FIRE-RATED WALL, FLOOR AND PARTITION ASSEMBLIES (AND ROOF) INCLUDING EMPTY OPENINGS AND OPENINGS CONTAINING CABLES, PIPES, DUCTS, CONDUIT AND OTHER ELEMENTS.
- I. AT SOUND-RATED PARTITION WALLS, PROVIDE CONTINUOUS BEAD OF ACOUSTICAL SEALANT AT JUNCTURE OF BOTH FACES OF RUNNERS OR PLATES WITH FLOOR AND CEILING CONSTRUCTION, AND WHEREVER GYPSUM BOARD ABUTS DISSIMILAR MATERIALS.
 - AT OPENINGS AND CUTOUPS, FILL OPEN SPACES BETWEEN GYPSUM BOARD AND FIXTURES, CABINETS, DUCTS AND OTHER FLUSH OR PENETRATING ITEMS, WITH CONTINUOUS BEAD OF SEALANT.
 - SEAL SIDES AND BACKS OF ELECTRICAL BOXES TO COMPLETELY CLOSE OFF OPENINGS AND JOINTS.

HGA

333 East Erie Street
Milwaukee, Wisconsin 53202
Telephone 414.278.8200

KORDA

KORDA NEMETH ENGINEERING
CIVIL/MECHANICAL/ELECTRICAL/
PLUMBING/STRUCTURAL/
TECHNOLOGY ENGINEER

KORDA
1650 WATERMARK DRIVE
COLUMBUS, OH 43215
614.487.1650

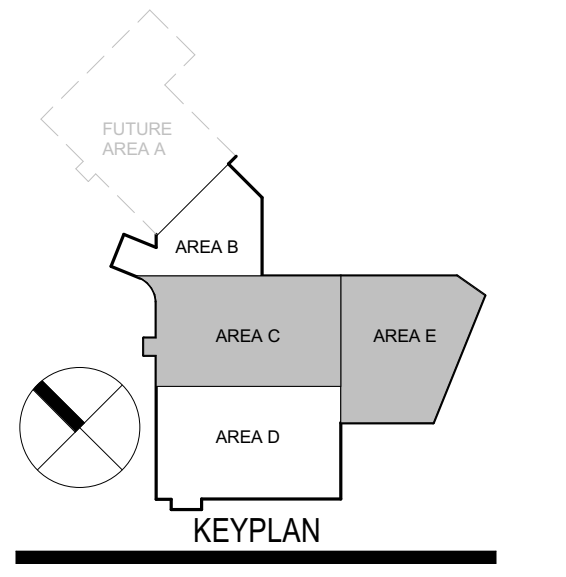
MKSK
LANDSCAPE ARCHITECT

MKSK
462 SOUTH LUDLOW ALLEY
COLUMBUS, OH 43215
614.621.2796

**MOUNT CARMEL
HEALTH
SYSTEM**



MOUNT CARMEL
NORTHWEST HEALTH
CAMPUS
4105 EMERALD PARKWAY
DUBLIN, OH



NOT FOR
CONSTRUCTION

NO.	DESCRIPTION	DATE

ISSUANCE HISTORY - THIS SHEET
HGA NO. 1927-004-00

LEVEL 04 AREA C
- NOTATION
PLAN

DATE: SEPTEMBER 6, 2022

FINAL DEVELOPMENT
PLAN

A204C.3

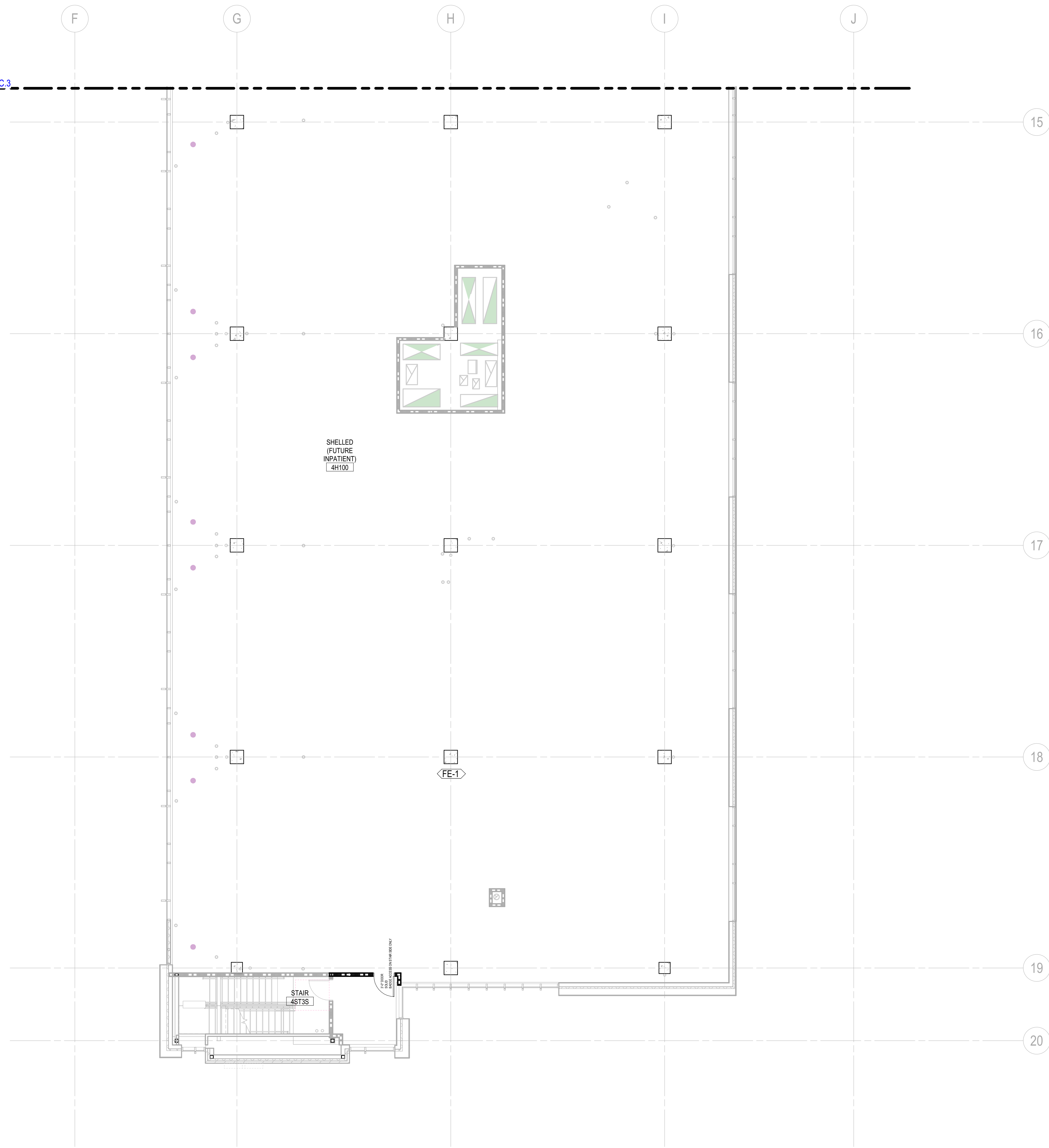
FINAL DEVELOPMENT PLAN

Author: 9/6/2022 8:34:48 AM B:\1927\Mount Carmel\1927-A204C-Notation\1927-A204C.dwg Plot: 9/6/2022 8:34:48 AM

Author: 09/26/2022 8:34:21 AM BIM 350/Mount Carmel Hospital 24-Mount Carmel Dublin, IN 1927-004-D0.rvt

1 NOTATION PLAN - LEVEL 04 - AREA D
1/8" = 1'-0"

MATCHLINE SEE: 1/A204C.3



GENERAL NOTES - FLOOR PLAN

- A. ALL INTERIOR PARTITIONS SHALL BE "A3." UNLESS NOTED OTHERWISE.
- B. PLAN DIMENSIONS ARE FROM FACE OF PARTITION TYPE AND DO NOT INCLUDE APPLIED FINISHES, UNLESS NOTED OTHERWISE. PLAN DIMENSIONS INDICATED AS "HOLD" OR "CLEAR" DIMENSIONS ARE FROM FACE OF APPLIED FINISH.
- C. INSTALL WORK STRAIGHT, PLUMB, LEVEL, SQUARE, AND TRUE, IN PROPER ALIGNMENT.
- D. FLATNESS: LEVEL FLOORS TO TRUE PLANE WITHIN 1/4 INCH (6 MM) IN 10'-0" (3 M) WHEN TESTED BY TEN FOOT (3 M) STRAIGHTEDGE PLACED ANYWHERE ON FLOOR IN ANY DIRECTION.
- E. COORDINATE FURNITURE-RELATED ELECTRICAL LAYOUT WITH FURNITURE VENDOR.
- F. WHERE HANDRAILS, GRAB BARS, CABINETS, WALL-MOUNTED DOOR STOPS, OR OTHER WALL-HUNG ITEMS ARE ATTACHED TO PARTITIONS, INSTALL BACKER PLATES (OR WOOD BLOCKING) ACCURATELY POSITIONED AND FIRMLY SECURED TO METAL STUDS, WHETHER OR NOT SUCH BACKER PLATES OR BLOCKING ARE INDICATED ON DRAWINGS.
- G. PRIOR TO CONCEALMENT OF FIRE RESISTIVE MATERIALS BY OTHER WORK, PATCH AND REPAIR AREAS OF REMOVED OR DAMAGED APPLIED FIREPROOFING. COORDINATE TESTING AND INSPECTION OF ASSEMBLIES AS REQUIRED BY AUTHORITIES HAVING JURISDICTION.
- H. PROVIDE FIRESTOPPING OF PENETRATIONS AND VOIDS THROUGH FIRE-RATED WALL, FLOOR AND PARTITION ASSEMBLIES (AND ROOF) INCLUDING EMPTY OPENINGS AND OPENINGS CONTAINING CABLES, PIPES, DUCTS, CONDUIT AND OTHER ELEMENTS.
- I. AT SOUND-RATED PARTITION WALLS, PROVIDE CONTINUOUS BEAD OF ACOUSTICAL SEALANT AT JUNCTURE OF BOTH FACES OF RUNNERS OR PLATES WITH FLOOR AND CEILING CONSTRUCTION, AND WHEREVER GYPSUM BOARD ABUTS DISSIMILAR MATERIALS.
 - AT OPENINGS AND CUTOUPS, FILL OPEN SPACES BETWEEN GYPSUM BOARD AND FIXTURES, CABINETS, DUCTS AND OTHER FLUSH OR PENETRATING ITEMS, WITH CONTINUOUS BEAD OF SEALANT.
 - SEAL SIDES AND BACKS OF ELECTRICAL BOXES TO COMPLETELY CLOSE OFF OPENINGS AND JOINTS.

HGA

333 East Erie Street
Milwaukee, Wisconsin 53202
Telephone 414.278.8200

KORDA

KORDA NEMETH ENGINEERING
CIVIL/MECHANICAL/ELECTRICAL/
PLUMBING/STRUCTURAL/
TECHNOLOGY ENGINEER

KORDA
1650 WATERMARK DRIVE
COLUMBUS, OH 43215
614.487.1650

MKSK

LANDSCAPE ARCHITECT

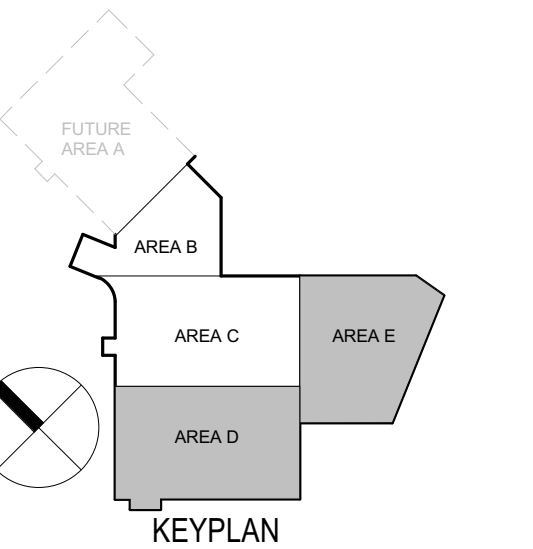
MKSK
462 SOUTH LUDLOW ALLEY
COLUMBUS, OH 43215
614.621.2796

MOUNT CARMEL
HEALTH
SYSTEM



MOUNT CARMEL

NORTHWEST HEALTH
CAMPUS
4105 EMERALD PARKWAY
DUBLIN, OH



KEYPLAN

NOT FOR
CONSTRUCTION

NO	DESCRIPTION	DATE

ISSUANCE HISTORY - THIS SHEET

HGA NO: 1927-004-00

LEVEL 04 AREA D
- NOTATION
PLAN

DATE: SEPTEMBER 6, 2022

FINAL DEVELOPMENT
PLAN

A204D.3

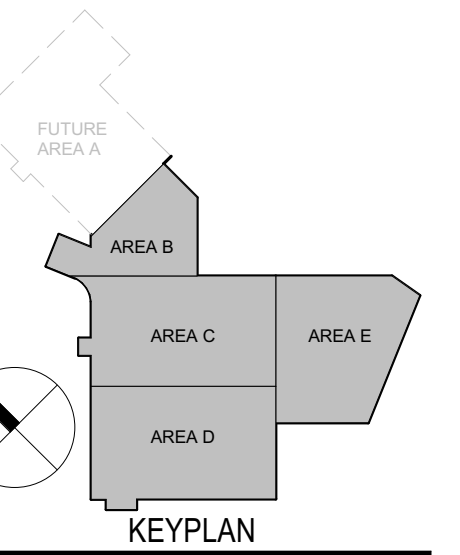
COPYRIGHT HAMMEL, GREEN AND ABRAHAMSON, INC.

FINAL DEVELOPMENT PLAN

**MOUNT CARMEL
HEALTH
SYSTEM**



NORTHWEST HEALTH
CAMPUS
4105 EMERALD PARKWAY
DUBLIN, OH



**NOT FOR
CONSTRUCTION**

NO	DESCRIPTION	DATE

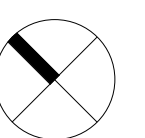
ISSUANCE HISTORY - THIS SHEET

HGA NO. 1927-004-00

**LEVEL 05 -
OVERALL PLAN**

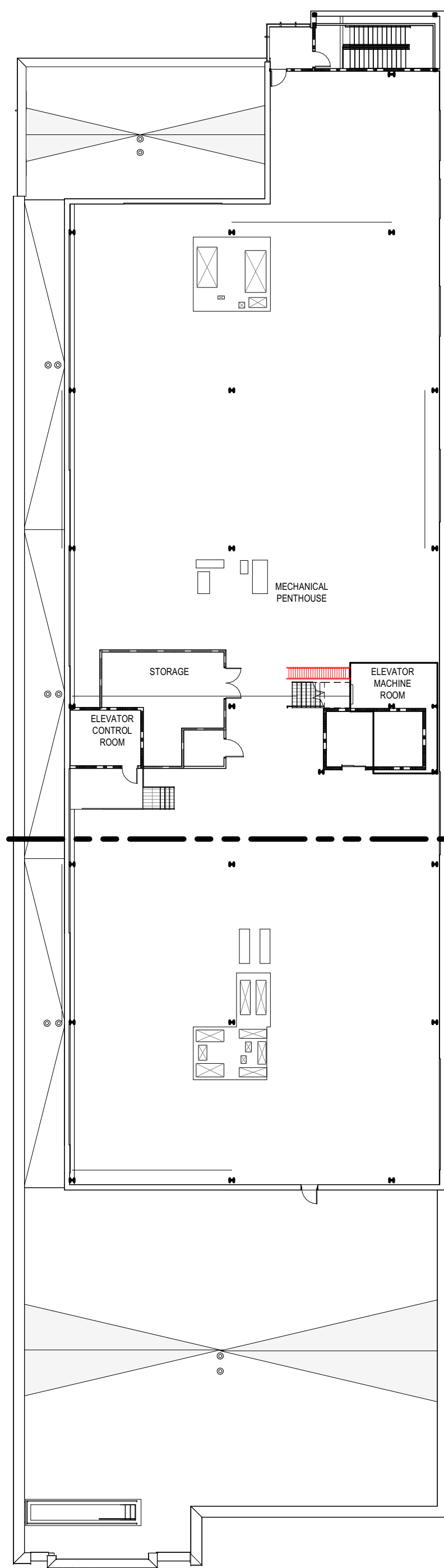
DATE: SEPTEMBER 6, 2022

**FINAL DEVELOPMENT
PLAN**



A205.1

FINAL DEVELOPMENT PLAN



1/A205C.2 1/A205C.3
1/A205D.2 1/A205D.3

GENERAL NOTES - FLOOR PLAN

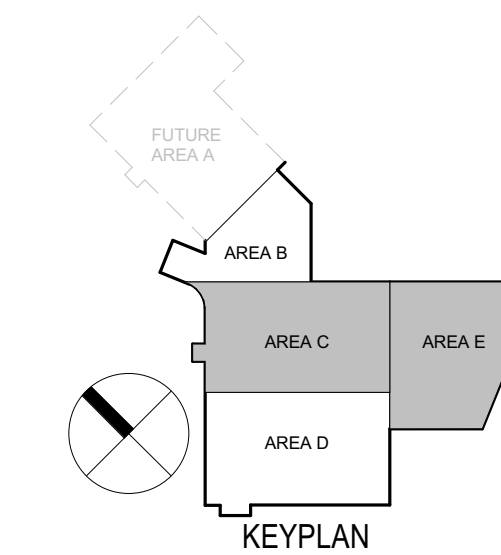
- A. ALL INTERIOR PARTITIONS SHALL BE "A3_" UNLESS NOTED OTHERWISE.
- B. PLAN DIMENSIONS ARE FROM FACE OF PARTITION TYPE AND DO NOT INCLUDE APPLIED FINISHES, UNLESS NOTED OTHERWISE. PLAN DIMENSIONS INDICATED AS "HOLD" OR "CLEAR" DIMENSIONS ARE FROM FACE OF APPLIED FINISH.
- C. INSTALL WORK STRAIGHT, PLUMB, LEVEL, SQUARE, AND TRUE, IN PROPER ALIGNMENT.
- D. FLATNESS: LEVEL FLOORS TO TRUE PLANE WITHIN 1/4 INCH (6 MM) IN 10'-0" (3 M) WHEN TESTED BY TEN FOOT (3 M) STRAIGHTEDGE PLACED ANYWHERE ON FLOOR IN ANY DIRECTION.
- E. COORDINATE FURNITURE-RELATED ELECTRICAL LAYOUT WITH FURNITURE VENDOR.
- F. WHERE HANDRAILS, GRAB BARS, CABINETS, WALL-MOUNTED DOOR STOPS, OR OTHER WALL-HUNG ITEMS ARE ATTACHED TO PARTITIONS, INSTALL BACKER PLATES [OR WOOD BLOCKING] ACCURATELY POSITIONED AND FIRMLY SECURED TO METAL STUDS, WHETHER OR NOT SUCH BACKER PLATES OR BLOCKING ARE INDICATED ON DRAWINGS.
- G. PRIOR TO CONCEALMENT OF FIRE RESISTIVE MATERIALS BY OTHER WORK, PATCH AND REPAIR AREAS OF REMOVED OR DAMAGED APPLIED FIREPROOFING. COORDINATE TESTING AND INSPECTION OF ASSEMBLIES AS REQUIRED BY AUTHORITIES HAVING JURISDICTION.
- H. PROVIDE FIRESTOPPING OF PENETRATIONS AND VOIDS THROUGH FIRE-RATED WALL, FLOOR AND PARTITION ASSEMBLIES (AND ROOF) INCLUDING EMPTY OPENINGS AND OPENINGS CONTAINING CABLES, PIPES, DUCTS, CONDUIT AND OTHER ELEMENTS.
- I. AT SOUND-RATED PARTITION WALLS, PROVIDE CONTINUOUS BEAD OF ACOUSTICAL SEALANT AT JUNCTURE OF BOTH FACES OF RUNNERS OR PLATES WITH FLOOR AND CEILING CONSTRUCTION, AND WHEREVER GYPSUM BOARD ABUTS DISSIMILAR MATERIALS.
 - AT OPENINGS AND CUTOUTS, FILL OPEN SPACES BETWEEN GYPSUM BOARD AND FIXTURES, CABINETS, DUCTS AND OTHER FLUSH OR PENETRATING ITEMS, WITH CONTINUOUS BEAD OF SEALANT.
 - SEAL SIDES AND BACKS OF ELECTRICAL BOXES TO COMPLETELY CLOSE OFF OPENINGS AND JOINTS.



**MOUNT CARMEL
HEALTH
SYSTEM**



NORTHWEST HEALTH
CAMPUS
4105 EMERALD PARKWAY
DUBLIN, OH



NOT FOR
CONSTRUCTION

NO	DESCRIPTION	DATE

ISSUANCE HISTORY - THIS SHEET

HGA NO: 1927-004-00

**LEVEL 05 AREA C
- NOTATION
PLAN**

DATE: SEPTEMBER 6, 2022

FINAL DEVELOPMENT
PLAN

Author: 09/02/2022 2:30:46 AM: BU: 3501/06/08/2022/05-Carmel/05-Carmel/05-Carmel/Dublin, OH: 1927-004-00.rvt

1 NOTATION PLAN - LEVEL 05 - AREA C
1/8" = 1'-0"

FINAL DEVELOPMENT PLAN

GENERAL NOTES - FLOOR PLAN

- A. ALL INTERIOR PARTITIONS SHALL BE "A3..." UNLESS NOTED OTHERWISE.
B. PLAN DIMENSIONS ARE FROM FACE OF PARTITION TYPE AND DO NOT INCLUDE APPLIED FINISHES...
C. INSTALL WORK STRAIGHT, PLUMB, LEVEL, SQUARE, AND TRUE, IN PROPER ALIGNMENT.
D. FLATNESS: LEVEL FLOORS TO TRUE PLANE WITHIN 1/4 INCH (6 MM) IN 10'-0" (3 M) WHEN TESTED BY TEN FOOT (3 M) STRAIGHTEDGE PLACED ANYWHERE ON FLOOR IN ANY DIRECTION.
E. COORDINATE FURNITURE-RELATED ELECTRICAL LAYOUT WITH FURNITURE VENDOR.
F. WHERE HANDRAILS, GRAB BARS, CABINETS, WALL-MOUNTED DOOR STOPS, OR OTHER WALL-HUNG ITEMS ARE ATTACHED TO PARTITIONS, INSTALL BACKER PLATES (OR WOOD BLOCKING) ACCURATELY POSITIONED AND FIRMLY SECURED TO METAL STUDS...
G. PRIOR TO CONCEALMENT OF FIRE RESISTIVE MATERIALS BY OTHER WORK, PATCH AND REPAIR AREAS OF REMOVED OR DAMAGED APPLIED FIREPROOFING. COORDINATE TESTING AND INSPECTION OF ASSEMBLIES AS REQUIRED BY AUTHORITIES HAVING JURISDICTION.
H. PROVIDE FIRESTOPPING OF PENETRATIONS AND VOIDS THROUGH FIRE-RATED WALL, FLOOR AND PARTITION ASSEMBLIES (AND ROOF) INCLUDING EMPTY OPENINGS AND OPENINGS CONTAINING CABLES, PIPES, DUCTS, CONDUIT AND OTHER ELEMENTS.
I. AT SOUND-RATED PARTITION WALLS, PROVIDE CONTINUOUS BEAD OF ACOUSTICAL SEALANT AT JUNCTURE OF BOTH FACES OF RUNNERS OR PLATES WITH FLOOR AND CEILING CONSTRUCTION, AND WHEREVER GYPSUM BOARD ABUTS DISSIMILAR MATERIALS.
- AT OPENINGS AND CUTOUTS, FILL OPEN SPACES BETWEEN GYPSUM BOARD AND FIXTURES, CABINETS, DUCTS AND OTHER FLUSH OR PENETRATING ITEMS, WITH CONTINUOUS BEAD OF SEALANT.
- SEAL SIDES AND BACKS OF ELECTRICAL BOXES TO COMPLETELY CLOSE OFF OPENINGS AND JOINTS.

HGA

333 East Erie Street
Milwaukee, Wisconsin 53202
Telephone 414.278.8200

KORDA
KORDA, NEMETH ENGINEERING
CIVIL/MECHANICAL/ELECTRICAL/
PLUMBING/STRUCTURAL/
TECHNOLOGY ENGINEER

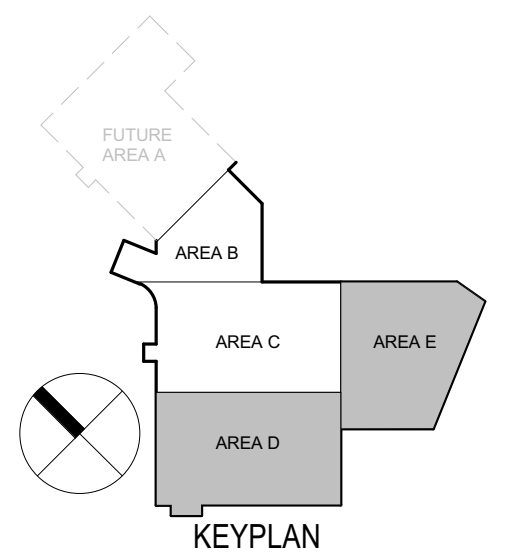
KORDA
1650 WATERMARK DRIVE
COLUMBUS, OH 43215
614.487.1650

MKSK
LANDSCAPE ARCHITECT

MKSK
462 SOUTH LUDLOW ALLEY
COLUMBUS, OH 43215
614.621.2796

MOUNT CARMEL
HEALTH
SYSTEM

MOUNT CARMEL
NORTHWEST HEALTH
CAMPUS
4105 EMERALD PARKWAY
DUBLIN, OH



NOT FOR CONSTRUCTION

Table with 3 columns: NO, DESCRIPTION, DATE

ISSUANCE HISTORY - THIS SHEET
HGA NO. 1927-004-00

LEVEL 05 AREA D
- NOTATION
PLAN

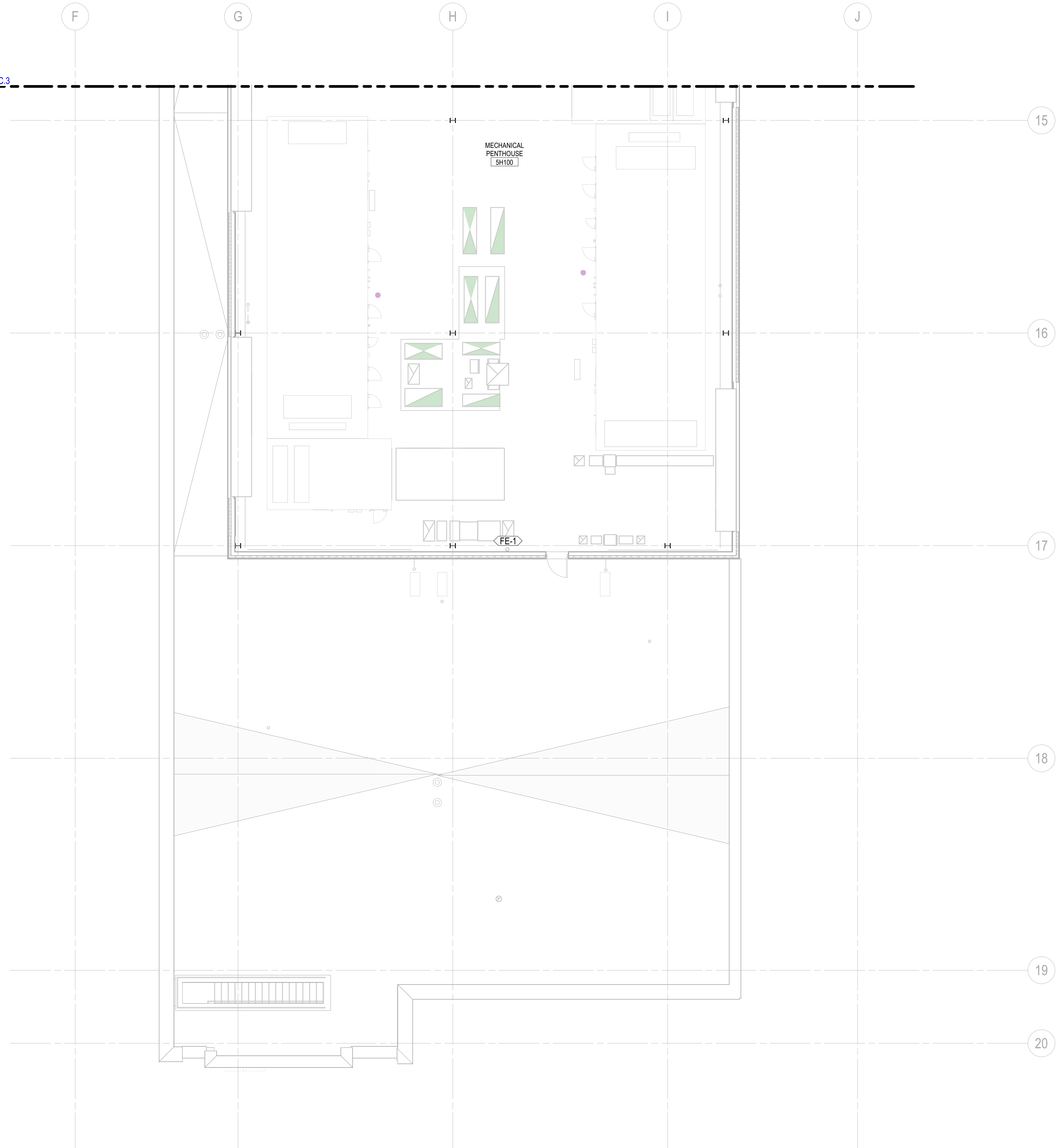
DATE: SEPTEMBER 6, 2022

FINAL DEVELOPMENT
PLAN

A205D.3

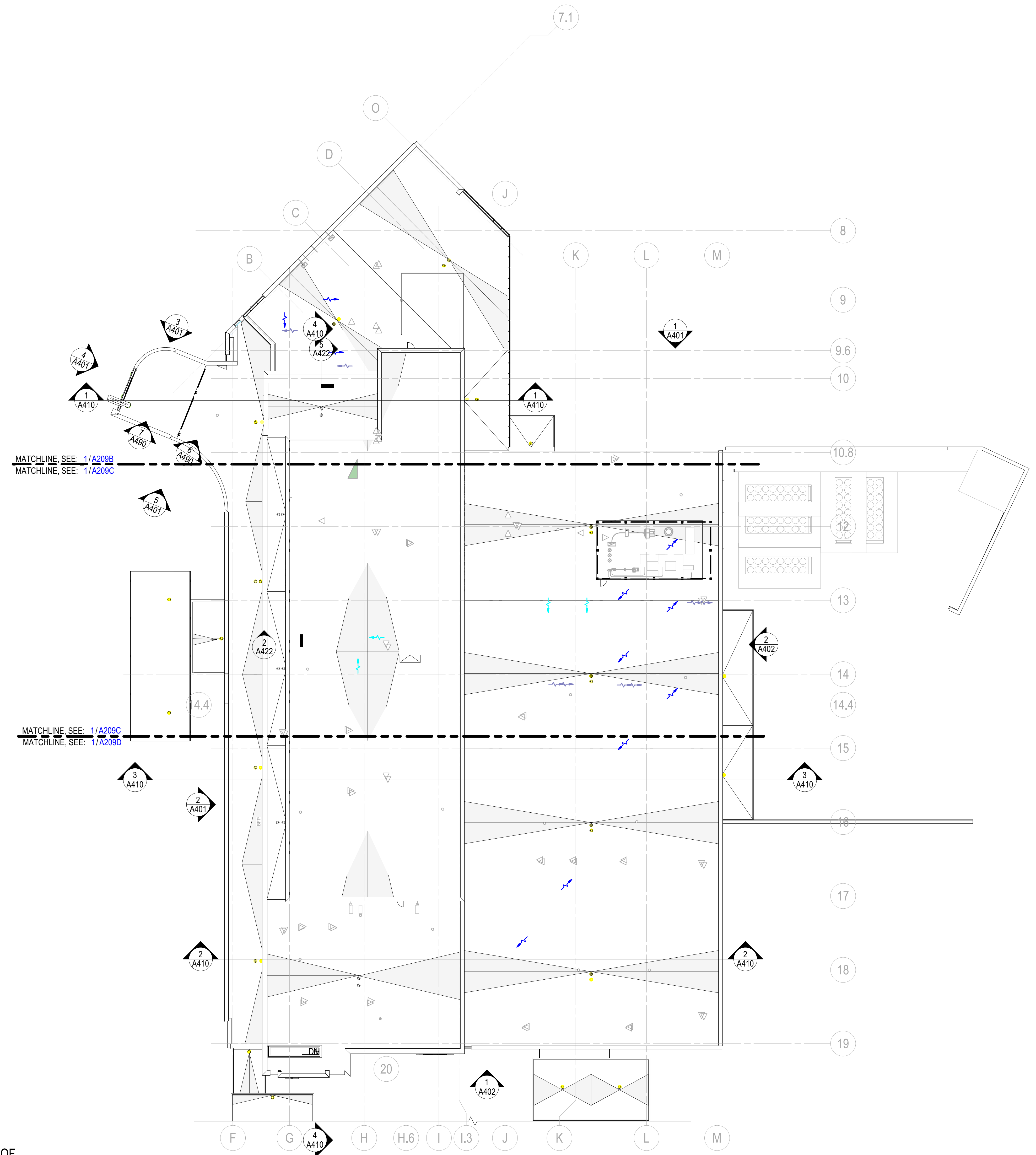
FINAL DEVELOPMENT PLAN
COPYRIGHT HAMMEL, GREEN AND ABRAHAMSON, INC.

MATCHLINE SEE: 1/A205C.3



1 NOTATION PLAN - LEVEL 05 - AREA D
1/8" = 1'-0"

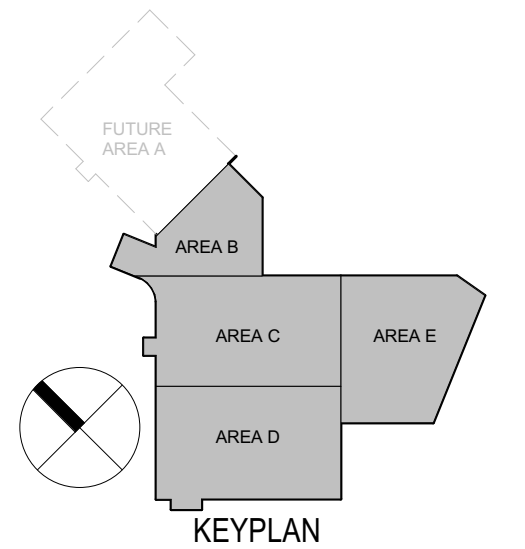
1 OVERALL FLOOR PLAN - ROOF
3/8" = 1'-0"



MOUNT CARMEL HEALTH SYSTEM



MOUNT CARMEL
NORTHWEST HEALTH CAMPUS
4105 EMERALD PARKWAY
DUBLIN, OH



NOT FOR CONSTRUCTION

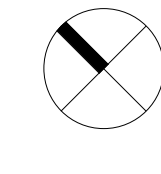
NO	DESCRIPTION	DATE

HGA NO. 1927-004-00

OVERALL ROOF PLAN

DATE: SEPTEMBER 6, 2022
FINAL DEVELOPMENT PLAN

A209



GENERAL NOTES - ROOF PLAN

- A. UNIFORMLY SLOPE TAPERED INSULATION MINIMUM 1/4" IN HEIGHT PER 1'-0" HORIZONTALLY (OR AS REQUIRED BY CODE) AT LEVEL ROOF AREAS, UNLESS OTHERWISE NOTED.
- B. MINIMUM ROOF INSULATION THICKNESS AT ROOF DRAINS (LOW POINT) = 5" SLOPE CRICKET INSULATION TO DRAIN AROUND PENETRATIONS (VENTS, STACK, ETC) AND AT VALLEYS BETWEEN ROOF DRAINS.
- C. UNLESS THERE ARE SCUPPERS PROVIDE SECONDARY ROOF DRAINS 2' ABOVE PRIMARY ROOF DRAIN.

HGA

333 East Erie Street
Milwaukee, Wisconsin 53202
Telephone 414.278.8200

KORDA
KORDA NEMETH ENGINEERING
CIVIL/MECHANICAL/ELECTRICAL/
PLUMBING/STRUCTURAL/
TECHNOLOGY ENGINEER

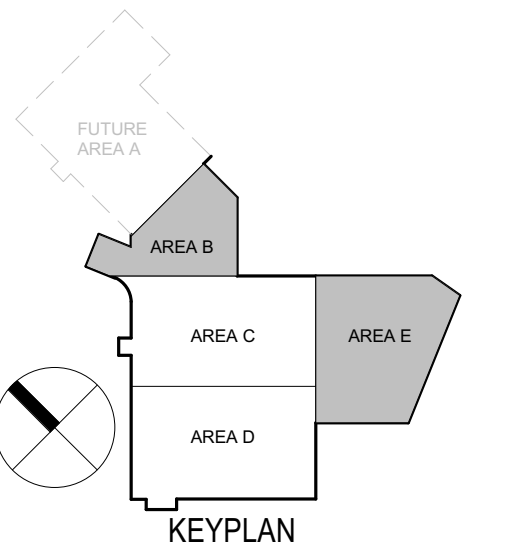
KORDA
1650 WATERMARK DRIVE
COLUMBUS, OH 43215
614.487.1650

MKSK
LANDSCAPE ARCHITECT

MKSK
462 SOUTH LUDLOW ALLEY
COLUMBUS, OH 43215
614.621.2796

**MOUNT CARMEL
HEALTH
SYSTEM**


MOUNT CARMEL
NORTHWEST HEALTH
CAMPUS
4105 EMERALD PARKWAY
DUBLIN, OH



**NOT FOR
CONSTRUCTION**

NO	DESCRIPTION	DATE

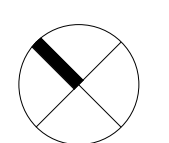
ISSUANCE HISTORY - THIS SHEET
HGA NO. 1927-004-00

**ROOF PLAN -
AREA B**

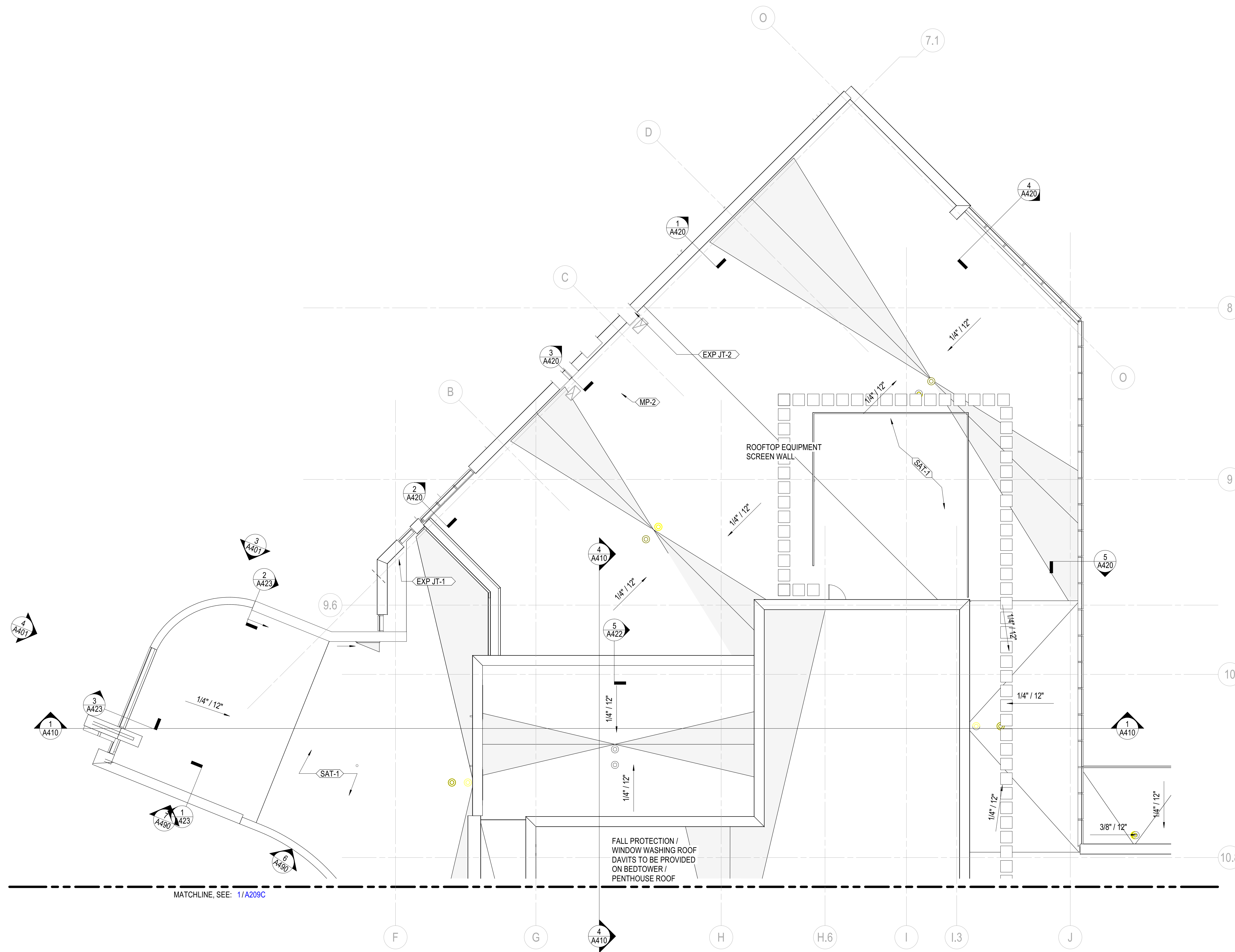
DATE: SEPTEMBER 6, 2022

**FINAL DEVELOPMENT
PLAN**

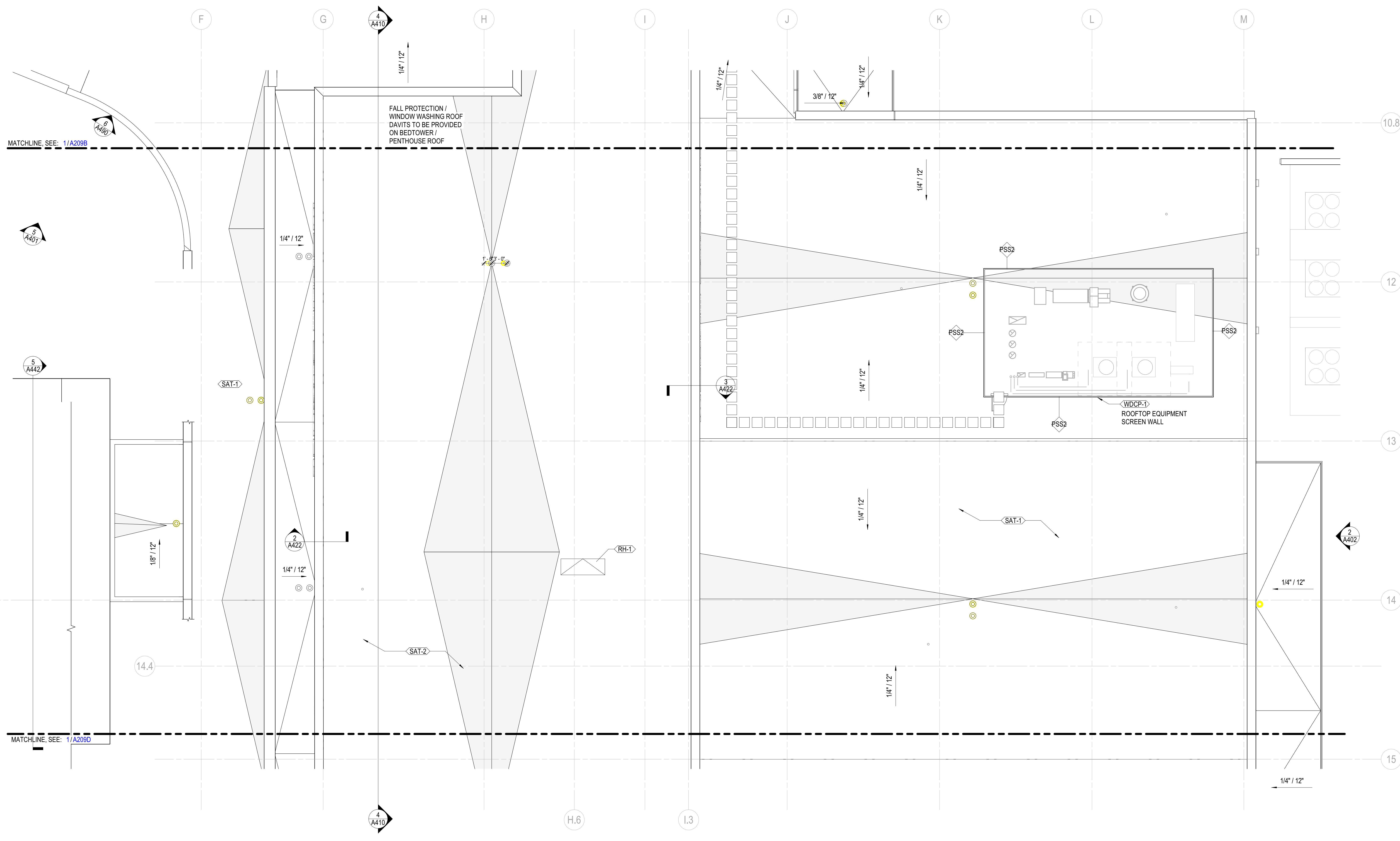
A209B



©COPYRIGHT HAMMEL, GREEN AND ABRAHAMSON, INC.



1 FLOOR PLAN - ROOF - AREA B
1/8" = 1'-0"

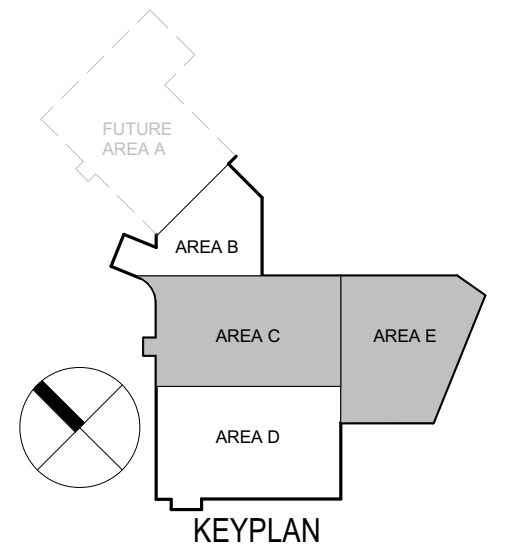


1 FLOOR PLAN - ROOF - AREA C
1/8" = 1'-0"

GENERAL NOTES - ROOF PLAN

- A. UNIFORMLY SLOPE TAPERED INSULATION MINIMUM 1/4" IN HEIGHT PER 1'-0" HORIZONTALLY (OR AS REQUIRED BY CODE) AT LEVEL ROOF AREAS, UNLESS OTHERWISE NOTED.
- B. MINIMUM ROOF INSULATION THICKNESS AT ROOF DRAINS (LOW POINT) = 5" SLOPE CRICKET INSULATION TO DRAIN AROUND PENETRATIONS (VENTS, STACK, ETC) AND AT VALLEYS BETWEEN ROOF DRAINS.
- C. UNLESS THERE ARE SCUPPERS PROVIDE SECONDARY ROOF DRAINS 2' ABOVE PRIMARY ROOF DRAIN.

Author 09/26/2022 12:20:04 PM B:\A209C\Mount Carmel\105 - Dublin Hospital\254-Mount Carmel - Dublin, IN - 1927-004-00 - CS.rvt



**NOT FOR
CONSTRUCTION**

NO	DESCRIPTION	DATE

ISSUANCE HISTORY - THIS SHEET

HGA NO: 1927-004-00

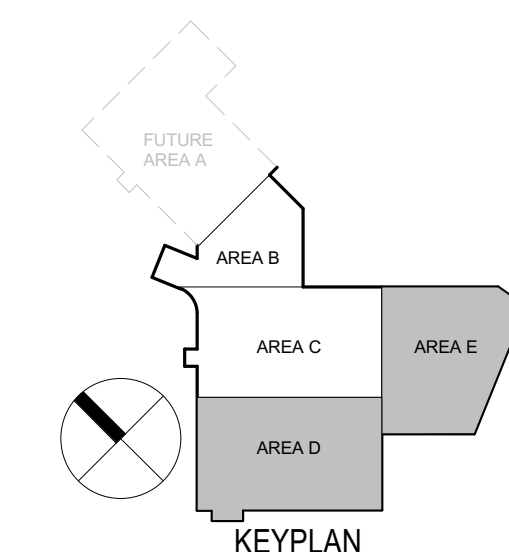
**ROOF PLAN -
AREA C**

DATE: SEPTEMBER 6, 2022

FINAL DEVELOPMENT
PLAN

A209C

FINAL DEVELOPMENT PLAN



NOT FOR
CONSTRUCTION

NO	DESCRIPTION	DATE

ISSUANCE HISTORY - THIS SHEET

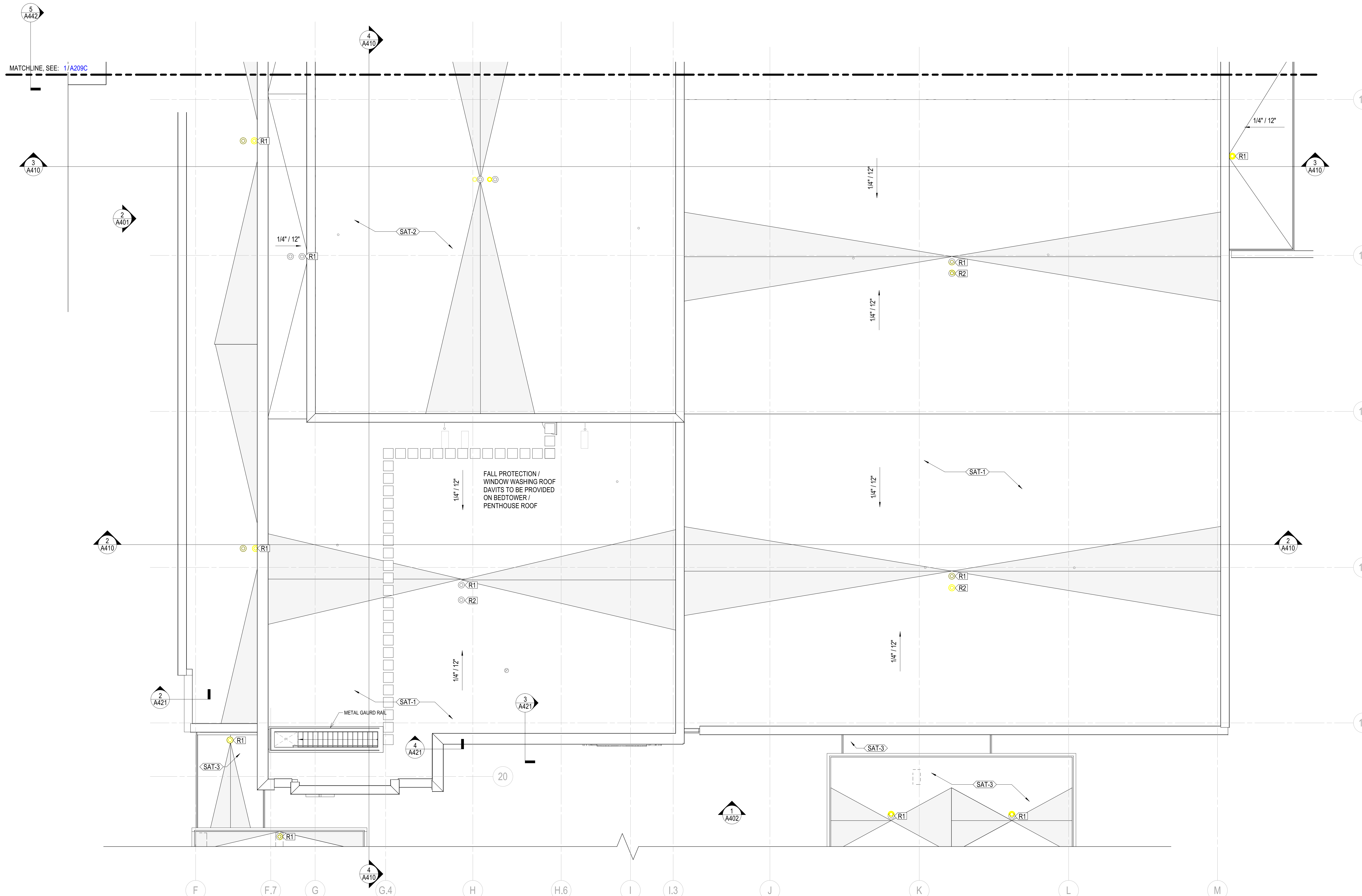
HGA NO: 1927-004-00

**ROOF PLAN -
AREA D**

DATE: SEPTEMBER 6, 2022

FINAL DEVELOPMENT
PLAN

A209D



1 FLOOR PLAN - ROOF - AREA D
1/8" = 1'-0"

GENERAL NOTES - ROOF PLAN

- UNIFORMLY SLOPE TAPERED INSULATION MINIMUM 1/4" IN HEIGHT PER 1'-0" HORIZONTALLY (OR AS REQUIRED BY CODE) AT LEVEL ROOF AREAS, UNLESS OTHERWISE NOTED.
- MINIMUM ROOF INSULATION THICKNESS AT ROOF DRAINS (LOW POINT) = 5" SLOPE CRICKET INSULATION TO DRAIN AROUND PENETRATIONS (VENTS, STACK, ETC) AND AT VALLEYS BETWEEN ROOF DRAINS.
- UNLESS THERE ARE SCUPPERS PROVIDE SECONDARY ROOF DRAINS 2" ABOVE PRIMARY ROOF DRAIN.

KEYNOTES - ROOF PLAN

Key Value	Keynote Text
R1	ROOF DRAIN - REFER TO DETAIL XXXX
R2	OVERFLOW ROOF DRAIN - REFER TO DETAIL XXXX

Author: 09/26/2022 11:39:49 AM B:\353\Mount Carmel\105 - Dublin Hospital\25-Mount Carmel - Dublin, IN - 1927-004-00 - 02.dwg

FINAL DEVELOPMENT PLAN